

# Monthly Treasury Statement

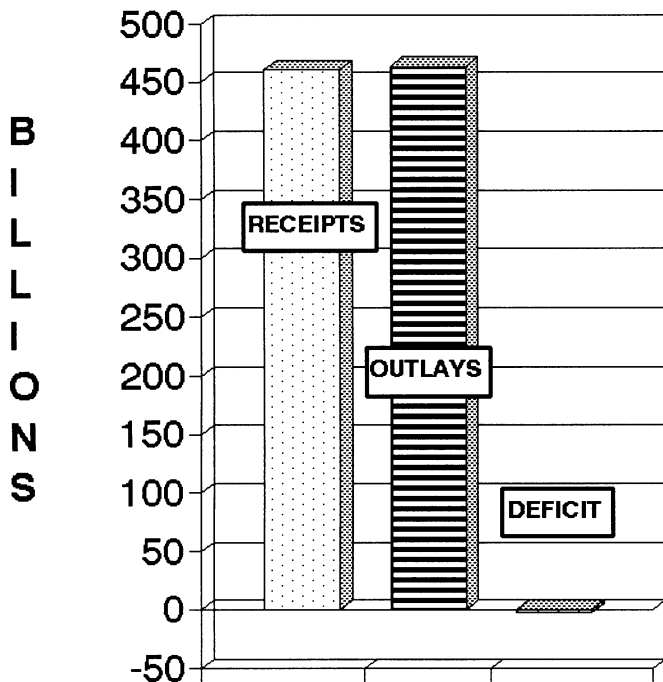
of Receipts and Outlays  
of the United States Government

For Fiscal Year 2001 Through **December 31, 2000**, and Other Periods

## Highlight

Military active duty pay, veterans' benefits, supplemental security income payments, and Medicare payments to health maintenance organizations for January 1, 2001 were accelerated to December 29, 2000.

### RECEIPTS, OUTLAYS, AND SURPLUS/DEFICIT THROUGH DECEMBER 2000



### Contents

Summary, page 2

Receipts, page 6

Outlays, page 7

Means of financing, page 20

Receipts/outlays by month, page 28

Federal trust funds/securities, page 30

Receipts by source/outlays by  
function, page 30

Explanatory notes, page 31

Compiled and Published by

*Department of the Treasury*  
**Financial Management Service**

# Introduction

The *Monthly Treasury Statement of Receipts and Outlays of the United States Government (MTS)* is prepared by the Financial Management Service, Department of the Treasury, and after approval by the Fiscal Assistant Secretary of the Treasury, is normally released on the 14th workday of the month following the reporting month. The publication is based on data provided by Federal entities, disbursing officers, and Federal Reserve banks.

## Audience

The *MTS* is published to meet the needs of: Those responsible for or interested in the cash position of the Treasury; Those who are responsible for or interested in the Government's budget results; and individuals and businesses whose operations depend upon or are related to the Government's financial operations.

## Disclosure Statement

This statement summarizes the financial activities of the Federal Government and off-budget Federal entities conducted in accordance with the Budget of the U.S. Government, i.e., receipts and outlays of funds, the surplus or deficit, and the means of financing the deficit or disposing of the surplus. Information is presented on a modified cash basis: receipts are accounted for on the basis of collections;

refunds of receipts are treated as deductions from gross receipts; revolving and management fund receipts, reimbursements and refunds of monies previously expended are treated as deductions from gross outlays; and interest on the public debt (public issues) is recognized on the accrual basis. Major information sources include accounting data reported by Federal entities, disbursing officers, and Federal Reserve banks.

## Triad of Publications

The *MTS* is part of a triad of Treasury financial reports. The *Daily Treasury Statement* is published each working day of the Federal Government. It provides data on the cash and debt operations of the Treasury based upon reporting of the Treasury account balances by Federal Reserve banks. The *MTS* is a report of Government receipts and outlays, based on agency reporting. The *U.S. Government Annual Report* is the official publication of the detailed receipts and outlays of the Government. It is published annually in accordance with legislative mandates given to the Secretary of the Treasury.

## Data Sources and Information

The Explanatory Notes section of this publication provides information concerning the flow of data into the *MTS* and sources of information relevant to the *MTS*.

**Table 1. Summary of Receipts, Outlays, and the Deficit/Surplus of the U.S. Government, Fiscal Years 2000 and 2001, by Month**

[\$ millions]			
Period	Receipts	Outlays	Deficit/Surplus (-)
<b>FY 2000</b>			
October .....	121,035	147,361	26,326
November .....	121,375	148,406	27,031
December .....	201,196	168,114	-33,081
January .....	189,478	127,326	-62,152
February .....	108,675	150,409	41,734
March .....	135,582	170,962	35,380
April .....	295,148	135,651	-159,497
May .....	146,002	149,612	3,611
June .....	214,875	158,986	-55,888
July .....	134,074	129,013	-5,061
August .....	138,128	148,555	10,427
September .....	219,471	153,744	-65,727
<b>Year-to-Date .....</b>	<b>2,025,037</b>	<b>1,788,140</b>	<b>-236,897</b>
<b>FY 2001</b>			
October .....	135,111	146,431	11,321
November .....	125,666	149,356	23,690
December .....	200,489	167,823	-32,666
<b>Year-to-Date .....</b>	<b>461,265</b>	<b>463,610</b>	<b>2,345</b>

Note: Details may not add to totals due to rounding.

**Table 2. Summary of Budget and Off-Budget Results and Financing of the U.S. Government, December 2000 and Other Periods**

[\$ millions]

Classification	This Month	Current Fiscal Year to Date	Budget Estimates Full Fiscal Year <sup>1</sup>	Prior Fiscal Year to Date (2000)	Budget Estimates Next Fiscal Year (2002) <sup>1</sup>
<b>Total on-budget and off-budget results:</b>					
Total receipts .....	200,489	461,265	2,095,956	443,606	2,167,996
On-budget receipts .....	161,737	352,073	1,590,247	338,689	1,637,725
Off-budget receipts .....	38,752	109,193	505,709	104,916	530,271
Total outlays .....	167,823	463,610	1,847,987	463,882	1,919,210
On-budget outlays .....	132,747	365,323	1,501,814	401,055	1,564,653
Off-budget outlays .....	35,075	98,287	346,173	62,827	354,557
Reserve for America's future (on-budget) .....	.....	.....	20,000	.....	25,000
Total surplus (+) or deficit (-) .....	+32,666	-2,345	+227,969	-20,276	+223,786
On-budget surplus (+) or deficit (-) .....	+28,990	-13,250	+68,433	-62,366	+48,072
Off-budget surplus (+) or deficit (-) .....	+3,677	+10,906	+159,536	+42,090	+175,714
Total on-budget and off-budget financing .....	-32,666	2,345	-227,969	20,276	-223,786
<b>Means of financing:</b>					
Borrowing from the public .....	-36,689	-25,030	-224,667	47,635	-209,648
Reduction of operating cash, increase (-) .....	-9,632	31,590	10,000	-26,869	.....
By other means .....	13,655	-4,215	-13,302	-490	-14,138

<sup>1</sup>These figures are based on the *Mid-Session Review of the FY 2001 Budget*, released by the Office of Management and Budget on June 26, 2000. The estimates would be modified by the Administration's proposal to place the Medicare Hospital Insurance Trust Fund off-budget. This

would shift that fund's totals; of \$87.0 billion in outlays, \$146.6 billion in receipts, and a surplus of \$59.5 billion, estimated for FY 2001; from on-budget to off-budget.

... No Transactions.

Note: Details may not add to totals due to rounding.

**Figure 1. Monthly Receipts, Outlays, and Budget Deficit/Surplus of the U.S. Government, Fiscal Years 2000 and 2001**

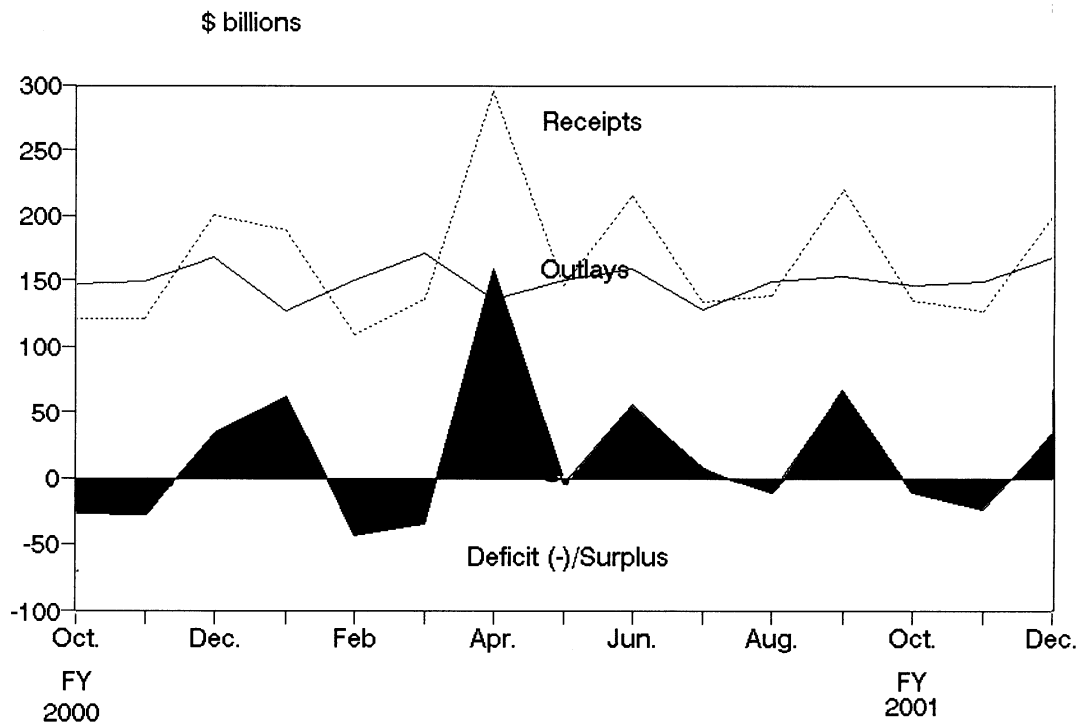


Figure 2. Monthly Receipts of the U.S. Government, by Source, Fiscal Years 2000 and 2001

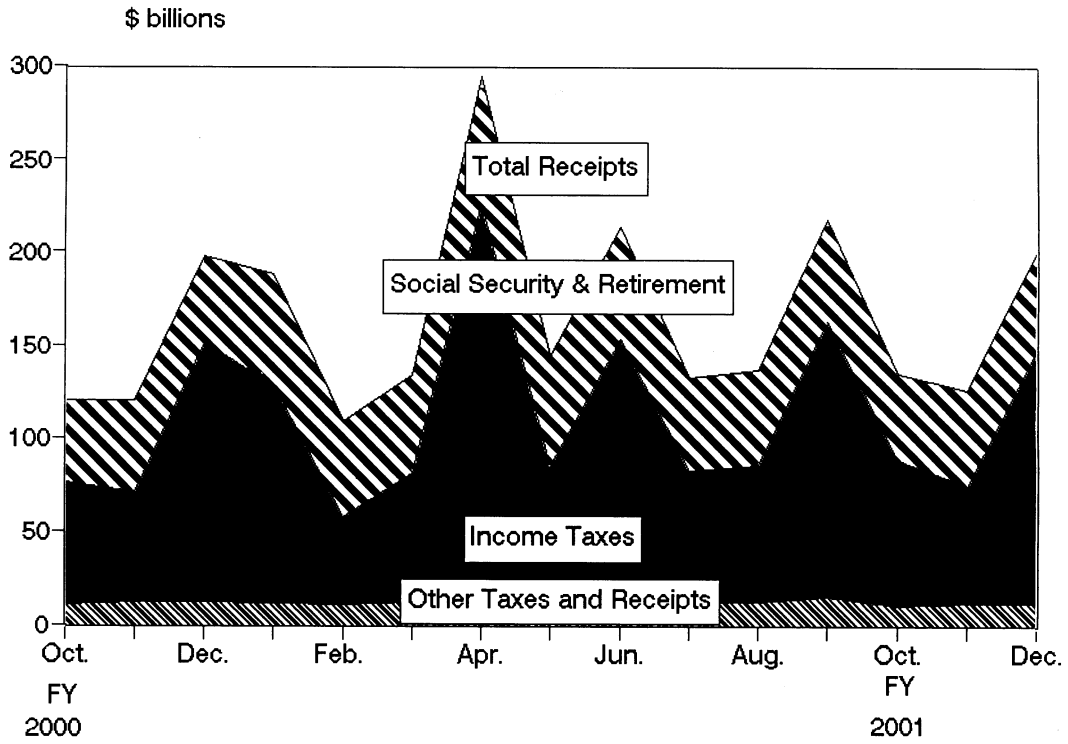
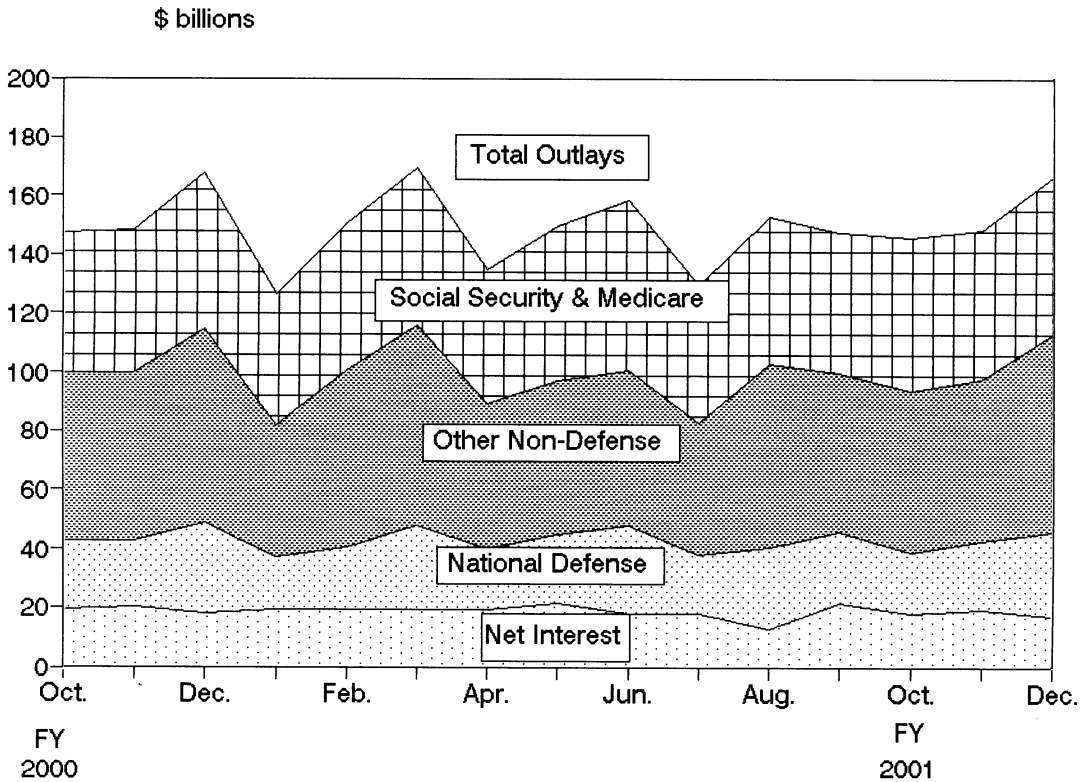


Figure 3. Monthly Outlays of the U.S. Government, by Function, Fiscal Years 2000 and 2001



**Table 3. Summary of Receipts and Outlays of the U.S. Government, December 2000 and Other Periods**

[\$ millions]

Classification	This Month	Current Fiscal Year to Date	Comparable Prior Period	Budget Estimates Full Fiscal Year <sup>1</sup>
<b>Budget Receipts</b>				
Individual income taxes .....	83,485	219,943	215,517	1,028,045
Corporation income taxes .....	51,307	55,063	48,779	202,922
Social insurance and retirement receipts:				
Employment and general retirement (off-budget) .....	38,752	109,193	104,916	505,709
Employment and general retirement (on-budget) .....	14,180	37,522	30,997	150,885
Unemployment insurance .....	260	4,200	4,183	29,050
Other retirement .....	367	1,183	1,216	4,270
Excise taxes .....	5,865	16,131	15,963	78,961
Estate and gift taxes .....	1,863	6,871	7,594	33,282
Customs duties .....	1,461	5,000	5,020	20,030
Miscellaneous receipts .....	2,949	6,160	9,421	42,802
<b>Total Receipts .....</b>	<b>200,489</b>	<b>461,265</b>	<b>443,606</b>	<b>2,095,956</b>
<b>(On-budget) .....</b>	<b>161,737</b>	<b>352,073</b>	<b>338,689</b>	<b>1,590,247</b>
<b>(Off-budget) .....</b>	<b>38,752</b>	<b>109,193</b>	<b>104,916</b>	<b>505,709</b>
<b>Budget Outlays</b>				
Legislative Branch .....	229	979	970	3,028
Judicial Branch .....	338	1,022	1,033	4,555
Department of Agriculture .....	7,248	22,382	28,370	63,736
Department of Commerce .....	442	1,443	1,489	5,431
Department of Defense—Military .....	28,040	71,468	74,075	277,483
Department of Education .....	4,032	9,346	8,443	38,488
Department of Energy .....	1,447	3,954	4,130	16,375
Department of Health and Human Services .....	35,378	103,353	97,116	421,992
Department of Housing and Urban Development .....	3,748	9,540	9,742	32,345
Department of the Interior .....	670	2,314	2,235	8,485
Department of Justice .....	1,728	5,663	4,921	20,920
Department of Labor .....	2,893	8,090	7,914	37,456
Department of State .....	862	2,543	2,299	8,833
Department of Transportation .....	4,043	12,990	11,954	49,050
Department of the Treasury:				
Interest on the Public Debt .....	19,506	64,951	118,331	364,281
Other .....	649	1,700	1,729	30,069
Department of Veterans Affairs .....	5,494	11,364	12,780	46,673
Corps of Engineers .....	413	1,250	1,140	2,901
Other Defense Civil Programs .....	2,791	8,329	8,052	34,192
Environmental Protection Agency .....	607	1,842	1,718	7,453
Executive Office of the President .....	17	56	61	290
Federal Emergency Management Agency .....	258	755	1,249	2,501
General Services Administration .....	167	197	202	475
International Assistance Program .....	4,265	5,683	4,241	12,272
National Aeronautics and Space Administration .....	1,316	3,685	3,493	13,676
National Science Foundation .....	295	860	829	3,972
Office of Personnel Management .....	4,308	12,467	11,869	52,140
Small Business Administration .....	-74	150	131	675
Social Security Administration .....	40,046	111,308	107,911	462,486
Other independent agencies .....	1,538	2,754	5,040	16,132
Allowances .....	.....	.....	.....	-993
Undistributed offsetting receipts:				
Interest .....	-1,979	-8,616	-60,211	-142,666
Other .....	-2,889	-10,212	-9,377	-46,719
<b>Total outlays .....</b>	<b>167,823</b>	<b>463,610</b>	<b>463,882</b>	<b>1,847,987</b>
<b>(On-budget) .....</b>	<b>132,747</b>	<b>365,323</b>	<b>401,055</b>	<b>1,501,814</b>
<b>(Off-budget) .....</b>	<b>35,075</b>	<b>98,287</b>	<b>62,827</b>	<b>346,173</b>
<b>Reserve for America's future (on-budget) .....</b>	<b>.....</b>	<b>.....</b>	<b>.....</b>	<b>20,000</b>
<b>Surplus (+) or deficit (-) .....</b>	<b>+32,666</b>	<b>-2,345</b>	<b>-20,276</b>	<b>+227,969</b>
<b>(On-budget) .....</b>	<b>+28,990</b>	<b>-13,250</b>	<b>-62,366</b>	<b>+68,433</b>
<b>(Off-budget) .....</b>	<b>+3,677</b>	<b>+10,906</b>	<b>+42,090</b>	<b>+159,536</b>

<sup>1</sup>These figures are based on the *Mid-Session Review of the FY 2001 Budget*, released by the Office of Management and Budget on June 26, 2000. The estimates would be modified by the Administration's proposal to place the Medicare Hospital Insurance Trust Fund off-budget. This would shift that fund's totals; of \$87.0 billion in outlays, \$146.6 billion in receipts, and a surplus of \$59.5 billion, estimated for FY 2001; from on-budget to off-budget.

Note: The semi-annual interest payments to trust funds investing in government securities with an interest payment date of December 31, 2000 were made on January 2, 2001, and will appear in the January publication.

... No Transactions.

Note: Details may not add to totals due to rounding.

**Table 4. Receipts of the U.S. Government, December 2000 and Other Periods**

[\$ millions]

Classification	This Month			Current Fiscal Year to Date			Prior Fiscal Year to Date		
	Gross Receipts	Refunds (Deduct)	Receipts	Gross Receipts	Refunds (Deduct)	Receipts	Gross Receipts	Refunds (Deduct)	Receipts
<b>Individual income taxes:</b>									
Withheld	178,133			209,275			205,575		
Presidential Election Campaign Fund	(**)			1			1		
Other	16,468			17,587			16,801		
<b>Total—Individual income taxes</b>	<b>84,601</b>	<b>1,116</b>	<b>83,485</b>	<b>226,863</b>	<b>6,920</b>	<b>219,943</b>	<b>222,378</b>	<b>6,861</b>	<b>215,517</b>
<b>Corporation income taxes</b>	<b>53,192</b>	<b>1,886</b>	<b>51,307</b>	<b>64,597</b>	<b>9,535</b>	<b>55,063</b>	<b>57,122</b>	<b>8,343</b>	<b>48,779</b>
<b>Social insurance and retirement receipts:</b>									
Employment and general retirement:									
Federal old-age and survivors ins. trust fund:									
Federal Insurance Contributions Act taxes	133,815		33,815	93,798		93,798	91,181		91,181
Self-Employment Contributions Act taxes	1,501		-501	-268		-268	-850		-850
Deposits by States							2		2
<b>Total—FOASI trust fund</b>	<b>33,314</b>		<b>33,314</b>	<b>93,529</b>		<b>93,529</b>	<b>90,333</b>		<b>90,333</b>
Federal disability insurance trust fund:									
Federal Insurance Contributions Act taxes	5,731		5,731	15,917		15,917	14,484		14,484
Self-Employment Contributions Act taxes	1,292		-292	-253		-253	98		98
Receipts from railroad retirement account									
Deposits by States							2		2
<b>Total—FDI trust fund</b>	<b>5,438</b>		<b>5,438</b>	<b>15,663</b>		<b>15,663</b>	<b>14,584</b>		<b>14,584</b>
Federal hospital insurance trust fund:									
Federal Insurance Contributions Act taxes	13,886		13,886	36,422		36,422	29,929		29,929
Self-Employment Contributions Act taxes	1,40		-40	57		57	-42		-42
Receipts from Railroad Retirement Board									
Deposits by States							1		1
<b>Total—FHI trust fund</b>	<b>13,846</b>		<b>13,846</b>	<b>36,479</b>		<b>36,479</b>	<b>29,888</b>		<b>29,888</b>
Railroad retirement:									
Rail industry pension fund	167	(**)	167	539	1	538	598	(**)	598
Railroad Social Security equivalent benefit	167	(**)	167	506	1	505	512	(**)	511
<b>Total—Employment and general retirement:</b>	<b>52,932</b>	<b>(**)</b>	<b>52,932</b>	<b>146,717</b>	<b>2</b>	<b>146,715</b>	<b>135,914</b>	<b>1</b>	<b>135,913</b>
Unemployment insurance:									
Deposits by States	184		184	3,269		3,269	3,278		3,278
Federal Unemployment Tax Act taxes	79	4	75	934	11	923	886	7	878
Railroad unemployment taxes	(**)		(**)	7		7	26		26
Railroad debt repayment									
<b>Total—Unemployment insurance</b>	<b>264</b>	<b>4</b>	<b>260</b>	<b>4,211</b>	<b>11</b>	<b>4,200</b>	<b>4,190</b>	<b>7</b>	<b>4,183</b>
Other retirement:									
Federal employees retirement – employee share	361		361	1,166		1,166	1,199		1,199
Non-federal employees retirement	6		6	17		17	16		16
<b>Total—Other retirement</b>	<b>367</b>		<b>367</b>	<b>1,183</b>		<b>1,183</b>	<b>1,216</b>		<b>1,216</b>
<b>Total—Social insurance and retirement receipts</b>	<b>53,563</b>	<b>4</b>	<b>53,559</b>	<b>152,110</b>	<b>13</b>	<b>152,097</b>	<b>141,320</b>	<b>8</b>	<b>141,312</b>
<b>Excise taxes:</b>									
Miscellaneous excise taxes	3,851	120	3,730	7,880	224	7,656	26,612	171	6,441
Airport and airway trust fund	596		596	1,968		1,968	1,972	(**)	1,972
Highway trust fund	1,533		1,533	6,416	1	6,415	27,430	(**)	7,430
Black lung disability trust fund	6		6	92		92	120		120
<b>Total—Excise taxes</b>	<b>5,986</b>	<b>120</b>	<b>5,865</b>	<b>16,356</b>	<b>225</b>	<b>16,131</b>	<b>16,134</b>	<b>171</b>	<b>15,963</b>
<b>Estate and gift taxes</b>	<b>1,919</b>	<b>56</b>	<b>1,863</b>	<b>7,099</b>	<b>227</b>	<b>6,871</b>	<b>7,810</b>	<b>215</b>	<b>7,594</b>
<b>Customs duties</b>	<b>1,576</b>	<b>115</b>	<b>1,461</b>	<b>5,285</b>	<b>284</b>	<b>5,000</b>	<b>5,256</b>	<b>235</b>	<b>5,020</b>
<b>Miscellaneous Receipts:</b>									
Deposits of earnings by Federal Reserve Banks	2,236		2,236	4,511		4,511	7,204		7,204
Universal service fund	419		419	1,192		1,192	1,106		1,106
All other	296	2	294	1,188	733	456	1,132	21	1,111
<b>Total — Miscellaneous receipts</b>	<b>2,951</b>	<b>2</b>	<b>2,949</b>	<b>6,892</b>	<b>733</b>	<b>6,160</b>	<b>9,442</b>	<b>21</b>	<b>9,421</b>
<b>Total — Receipts</b>	<b>203,789</b>	<b>3,300</b>	<b>200,489</b>	<b>479,202</b>	<b>17,937</b>	<b>461,265</b>	<b>459,461</b>	<b>15,855</b>	<b>443,606</b>
<b>Total — On-budget</b>	<b>165,037</b>	<b>3,300</b>	<b>161,737</b>	<b>370,010</b>	<b>17,937</b>	<b>352,073</b>	<b>354,544</b>	<b>15,855</b>	<b>338,689</b>
<b>Total — Off-budget</b>	<b>38,752</b>		<b>38,752</b>	<b>109,193</b>		<b>109,193</b>	<b>104,916</b>		<b>104,916</b>

<sup>1</sup>In accordance with the Social Security Act as amended: "Individual income taxes, Withheld" have been decreased and "Federal Insurance Contribution Act Taxes" correspondingly increased by \$2,363 million to correct estimates for the quarter ending December 31, 1999. "Individual income taxes, Other" have been increased and "Self-Employment Contribution Act Taxes" correspondingly decreased by \$1,284 million to correct estimates for calendar year 1998 and prior.

<sup>2</sup>Miscellaneous excise taxes" were increased by \$526 million, the "Highway trust fund" was decreased by \$450 million and the "Mass Transit trust fund" was decreased by \$76 million in September 2000 to correct estimates for the quarter ending June 30, 2000.

... No Transactions.

(\*\* ) Less than \$500,000.

Note: Details may not add to totals due to rounding.

**Table 5. Outlays of the U.S. Government, December 2000 and Other Periods**  
 [\$ millions]

Classification	This Month			Current Fiscal Year to Date			Prior Fiscal Year to Date		
	Gross Outlays	Applicable Receipts	Outlays	Gross Outlays	Applicable Receipts	Outlays	Gross Outlays	Applicable Receipts	Outlays
<b>Legislative Branch:</b>									
Senate .....	42	(**)	42	120	1	119	125	1	124
House of Representatives .....	74	(**)	74	208	(**)	208	209	(**)	208
Joint items .....	8	.....	8	29	.....	29	32	.....	32
Congressional Budget Office .....	2	.....	2	7	.....	7	7	.....	7
Architect of the Capitol .....	16	(**)	16	54	2	53	56	2	55
Library of Congress .....	32	(**)	32	400	1	399	423	1	422
Government Printing Office .....	23	.....	23	57	.....	57	19	.....	19
General Accounting Office .....	28	.....	28	97	.....	97	96	.....	96
United States Tax Court .....	2	.....	2	8	.....	8	8	.....	8
Other Legislative Branch agencies .....	5	.....	5	9	.....	9	8	.....	8
Proprietary receipts from the public .....	.....	1	-1	.....	2	-2	.....	2	-2
Intrabudgetary transactions .....	-1	.....	-1	-6	.....	-6	-6	.....	-6
<b>Total—Legislative Branch .....</b>	<b>231</b>	<b>2</b>	<b>229</b>	<b>985</b>	<b>6</b>	<b>979</b>	<b>976</b>	<b>6</b>	<b>970</b>
<b>Judicial Branch:</b>									
Supreme Court of the United States .....	4	.....	4	11	.....	11	10	.....	10
Courts of Appeals, District Courts, and other judicial services .....	323	.....	323	976	.....	976	979	.....	979
Other .....	11	.....	11	38	.....	38	88	.....	88
Proprietary receipts from the public .....	.....	(**)	(**)	.....	3	-3	.....	4	-4
Intrabudgetary transactions .....	.....	.....	.....	(**)	.....	(**)	-40	.....	-40
<b>Total—Judicial Branch .....</b>	<b>338</b>	<b>(**)</b>	<b>338</b>	<b>1,025</b>	<b>3</b>	<b>1,022</b>	<b>1,037</b>	<b>4</b>	<b>1,033</b>
<b>Department of Agriculture:</b>									
Agricultural Research Service .....	77	.....	77	239	.....	239	241	.....	241
Cooperative State Research, Education, and Extension Service:									
Research and education activities .....	47	.....	47	121	.....	121	119	.....	119
Extension activities .....	33	.....	33	92	.....	92	103	.....	103
Other .....	3	.....	3	6	.....	6	10	.....	10
Animal and Plant Health Inspection Service .....	94	.....	94	206	.....	206	158	.....	158
Food Safety and Inspection Service .....	55	.....	55	181	.....	181	169	.....	169
Agricultural Marketing Service .....	90	.....	90	386	5	380	216	.....	216
Risk Management Agency:									
Administrative and operating expenses .....	3	.....	3	17	.....	17	22	.....	22
Federal crop insurance corporation fund .....	362	79	283	932	816	116	958	570	388
Farm Service Agency:									
Salaries and expenses .....	-155	.....	-155	43	.....	43	192	.....	192
Commodity Credit Corporation .....	3,691	683	3,008	14,724	3,687	11,037	19,793	2,622	17,171
Agricultural credit insurance fund .....	278	111	167	292	228	64	44	257	-213
Other .....	8	.....	8	17	.....	17	37	.....	37
<b>Total—Farm Service Agency .....</b>	<b>3,821</b>	<b>794</b>	<b>3,027</b>	<b>15,076</b>	<b>3,915</b>	<b>11,160</b>	<b>20,066</b>	<b>2,879</b>	<b>17,188</b>
Natural Resources Conservation Service:									
Conservation operations .....	32	.....	32	166	.....	166	212	.....	212
Other .....	20	.....	20	62	.....	62	72	.....	72
Rural Development .....	65	.....	65	256	.....	256	310	.....	310
Rural Housing Service:									
Rural housing insurance fund .....	30	142	-111	251	438	-187	316	477	-160
Rental assistance program .....	49	.....	49	147	.....	147	142	.....	142
Other .....	6	.....	6	17	.....	17	15	.....	15
Rural Utilities Service:									
Rural electrification and telecommunications fund .....	5	77	-72	192	526	-334	29	529	-500
Rural Development insurance fund .....	16	51	-35	121	102	19	125	118	7
Other .....	19	9	10	23	82	-59	23	40	-17
Foreign Agricultural Service .....	-36	.....	-36	9	.....	9	357	.....	357
Food and Nutrition Service:									
Food stamp program .....	1,672	.....	1,672	4,765	.....	4,765	4,683	.....	4,683
Child nutrition programs .....	1,040	.....	1,040	2,562	.....	2,562	2,446	.....	2,446
Women, infants and children programs .....	418	.....	418	1,075	.....	1,075	1,080	.....	1,080
Other .....	29	.....	29	110	.....	110	111	.....	111
<b>Total—Food and Nutrition Service .....</b>	<b>3,160</b>	<b>.....</b>	<b>3,160</b>	<b>8,511</b>	<b>.....</b>	<b>8,511</b>	<b>8,320</b>	<b>.....</b>	<b>8,320</b>
Forest Service:									
National forest system .....	177	.....	177	396	.....	396	383	.....	383
Wildland fire management .....	105	.....	105	149	.....	149	145	.....	145
Forest service permanent appropriations .....	12	.....	12	75	.....	75	92	.....	92
Other .....	146	.....	146	576	.....	576	330	.....	330
<b>Total—Forest Service .....</b>	<b>440</b>	<b>.....</b>	<b>440</b>	<b>1,196</b>	<b>.....</b>	<b>1,196</b>	<b>950</b>	<b>.....</b>	<b>950</b>
Other .....	80	2	78	203	9	195	206	9	196
Proprietary receipts from the public .....	-2	60	-63	-2	126	-128	.....	141	-141
Intrabudgetary transactions .....	-7	.....	-7	-7	.....	-7	-4	.....	-4
<b>Total—Department of Agriculture .....</b>	<b>8,463</b>	<b>1,215</b>	<b>7,248</b>	<b>28,401</b>	<b>6,019</b>	<b>22,382</b>	<b>33,132</b>	<b>4,762</b>	<b>28,370</b>

**Table 5. Outlays of the U.S. Government, December 2000 and Other Periods—Continued**  
 [\$ millions]

Classification	This Month			Current Fiscal Year to Date			Prior Fiscal Year to Date		
	Gross Outlays	Applicable Receipts	Outlays	Gross Outlays	Applicable Receipts	Outlays	Gross Outlays	Applicable Receipts	Outlays
<b>Department of Commerce:</b>									
Economic Development Administration .....	28	(* *)	28	90	1	89	102	2	100
Bureau of the Census .....	119	.....	119	423	.....	423	469	.....	469
Promotion of Industry and Commerce .....	30	.....	30	95	.....	95	111	.....	111
<b>Science and Technology:</b>									
National Oceanic and Atmospheric Administration .....	198	1	197	620	4	616	605	2	602
National Institute of Standards and Technology .....	48	.....	48	173	.....	173	162	.....	162
Other .....	8	2	6	24	9	15	28	5	23
Total—Science and Technology .....	255	4	251	817	13	804	795	7	787
Other .....	14	(* *)	14	35	(* *)	34	22	(* *)	21
Proprietary receipts from the public .....	.....	(* *)	(* *)	.....	2	-2	.....	(* *)	(* *)
Intrabudgetary transactions .....	.....	.....	.....	.....	.....	.....	.....	.....	.....
Offsetting governmental receipts .....	.....	.....	.....	.....	.....	.....	.....	.....	.....
<b>Total—Department of Commerce .....</b>	<b>446</b>	<b>4</b>	<b>442</b>	<b>1,459</b>	<b>16</b>	<b>1,443</b>	<b>1,499</b>	<b>10</b>	<b>1,489</b>
<b>Department of Defense—Military:</b>									
<b>Military Personnel:</b>									
Department of the Army .....	3,013	.....	3,013	6,468	.....	6,468	7,336	.....	7,336
Department of the Navy .....	3,170	.....	3,170	6,788	.....	6,788	7,203	.....	7,203
Department of the Air Force .....	2,451	.....	2,451	5,070	.....	5,070	5,624	.....	5,624
Total—Military Personnel .....	8,635	.....	8,635	18,326	.....	18,326	20,162	.....	20,162
<b>Operation and Maintenance:</b>									
Department of the Army .....	2,093	.....	2,093	5,947	.....	5,947	5,867	.....	5,867
Department of the Navy .....	2,174	.....	2,174	5,444	.....	5,444	6,195	.....	6,195
Department of the Air Force .....	2,185	.....	2,185	6,391	.....	6,391	6,675	.....	6,675
Defense agencies .....	2,009	.....	2,009	5,830	.....	5,830	5,827	.....	5,827
Total—Operation and Maintenance .....	8,462	.....	8,462	23,611	.....	23,611	24,565	.....	24,565
<b>Procurement:</b>									
Department of the Army .....	915	.....	915	2,530	.....	2,530	2,303	.....	2,303
Department of the Navy .....	2,030	.....	2,030	5,530	.....	5,530	5,132	.....	5,132
Department of the Air Force .....	2,174	.....	2,174	5,268	.....	5,268	5,580	.....	5,580
Defense agencies .....	244	.....	244	685	.....	685	804	.....	804
Total—Procurement .....	5,362	.....	5,362	14,012	.....	14,012	13,819	.....	13,819
<b>Research, Development, Test, and Evaluation:</b>									
Department of the Army .....	516	.....	516	1,393	.....	1,393	1,167	.....	1,167
Department of the Navy .....	781	.....	781	2,106	.....	2,106	2,048	.....	2,048
Department of the Air Force .....	1,769	.....	1,769	4,163	.....	4,163	4,241	.....	4,241
Defense agencies .....	956	.....	956	2,408	.....	2,408	2,394	.....	2,394
Total—Research, Development, Test, and Evaluation .....	4,022	.....	4,022	10,070	.....	10,070	9,850	.....	9,850
<b>Military Construction:</b>									
Department of the Army .....	86	.....	86	417	.....	417	548	.....	548
Department of the Navy .....	63	.....	63	199	.....	199	209	.....	209
Department of the Air Force .....	79	.....	79	215	.....	215	211	.....	211
Defense agencies .....	209	.....	209	521	.....	521	622	.....	622
Total—Military Construction .....	437	.....	437	1,352	.....	1,352	1,590	.....	1,590
<b>Family Housing:</b>									
Department of the Army .....	107	.....	107	259	.....	259	232	.....	232
Department of the Navy .....	75	.....	75	241	.....	241	289	.....	289
Department of the Air Force .....	86	.....	86	240	.....	240	240	.....	240
Defense agencies .....	17	2	16	28	5	23	24	7	17
<b>Revolving and Management Funds:</b>									
Department of the Army .....	1	.....	1	20	.....	20	43	.....	43
Department of the Navy .....	296	.....	296	434	.....	434	240	.....	240
Department of the Air Force .....	.....	.....	.....	.....	.....	.....	.....	.....	.....
Defense agencies:									
Working capital fund .....	468	.....	468	1,115	.....	1,115	1,544	.....	1,544
Other .....	-135	.....	-135	26	(* *)	26	-216	(* *)	-216
<b>Trust funds:</b>									
Department of the Army .....	8	.....	8	10	.....	10	1	.....	1
Department of the Navy .....	1	.....	1	6	.....	6	8	.....	8
Department of the Air Force .....	(* *)	1	(* *)	5	5	(* *)	3	3	(* *)
Defense agencies .....	20	.....	20	53	.....	53	100	.....	100
<b>Proprietary receipts from the public:</b>									
Department of the Army .....	.....	-134	134	.....	-320	320	.....	-584	584
Department of the Navy .....	.....	218	-218	.....	-63	63	.....	-276	276
Department of the Air Force .....	.....	15	-15	.....	-17	17	.....	-43	43
Defense agencies .....	.....	-34	34	.....	299	-299	.....	51	-51



**Table 5. Outlays of the U.S. Government, December 2000 and Other Periods—Continued**  
 [\$ millions]

Classification	This Month			Current Fiscal Year to Date			Prior Fiscal Year to Date		
	Gross Outlays	Applicable Receipts	Outlays	Gross Outlays	Applicable Receipts	Outlays	Gross Outlays	Applicable Receipts	Outlays
<b>Department of Defense—Military:—Continued</b>									
Intrabudgetary transactions:									
Department of the Army .....	2	.....	2	173	.....	173	90	.....	90
Department of the Navy .....	70	.....	70	653	.....	653	561	.....	561
Department of the Air Force .....	178	.....	178	628	.....	628	21	.....	21
Defense agencies .....	-4	.....	-4	117	.....	117	67	.....	67
Offsetting governmental receipts:									
Department of the Army .....	.....	(* *)	(* *)	.....	3	-3	.....	1	-1
<b>Total—Department of Defense—Military .....</b>	<b>28,107</b>	<b>67</b>	<b>28,040</b>	<b>71,380</b>	<b>-87</b>	<b>71,468</b>	<b>73,232</b>	<b>-843</b>	<b>74,075</b>
<b>Department of Education:</b>									
Office of Elementary and Secondary Education:									
Education reform .....	145	.....	145	424	.....	424	403	.....	403
Education for the disadvantaged .....	1,069	.....	1,069	2,141	.....	2,141	2,023	.....	2,023
Impact aid .....	34	.....	34	151	.....	151	745	.....	745
School improvement programs .....	193	.....	193	601	.....	601	552	.....	552
Other .....	10	.....	10	34	.....	34	13	.....	13
<b>Total—Office of Elementary and Secondary Education .....</b>	<b>1,451</b>	<b>.....</b>	<b>1,451</b>	<b>3,350</b>	<b>.....</b>	<b>3,350</b>	<b>3,736</b>	<b>.....</b>	<b>3,736</b>
Office of Bilingual Education and Minority Languages Affairs .....									
Affairs .....	21	.....	21	82	.....	82	100	.....	100
Office of Special Education and Rehabilitative Services:									
Special education .....	481	.....	481	1,400	.....	1,400	1,220	.....	1,220
Rehabilitation services and disability research .....	221	.....	221	665	.....	665	658	.....	658
Special institutions for persons with disabilities .....	19	.....	19	32	.....	32	35	.....	35
Office of Vocational and Adult Education .....	154	.....	154	416	.....	416	360	.....	360
Office of Postsecondary Education:									
College housing and academic facilities loans .....	-1	2	-3	3	18	-15	-2	16	-18
Higher education .....	107	.....	107	332	.....	332	262	.....	262
Howard University .....	39	.....	39	49	.....	49	22	.....	22
<b>Total—Office of Postsecondary Education .....</b>	<b>145</b>	<b>2</b>	<b>143</b>	<b>385</b>	<b>18</b>	<b>367</b>	<b>281</b>	<b>16</b>	<b>266</b>
Office of Student Financial Assistance:									
Student financial assistance .....	461	.....	461	2,099	.....	2,099	2,144	.....	2,144
Federal direct student loan program .....	100	.....	100	-177	.....	-177	93	.....	93
Federal family education loan program .....	880	.....	880	837	.....	837	-389	.....	-389
<b>Office of Student Financial Assistance .....</b>	<b>1,441</b>	<b>.....</b>	<b>1,441</b>	<b>2,759</b>	<b>.....</b>	<b>2,759</b>	<b>1,848</b>	<b>.....</b>	<b>1,848</b>
Office of Educational Research and Improvement .....									
Departmental Management .....	63	.....	63	160	.....	160	125	.....	125
Proprietary receipts from the public .....	39	.....	39	126	.....	126	108	.....	108
.....	.....	2	-2	.....	9	-9	.....	12	-12
<b>Total—Department of Education .....</b>	<b>4,036</b>	<b>4</b>	<b>4,032</b>	<b>9,374</b>	<b>28</b>	<b>9,346</b>	<b>8,470</b>	<b>28</b>	<b>8,443</b>
<b>Department of Energy:</b>									
National nuclear security administration:									
Weapons activities .....	440	.....	440	1,232	.....	1,232	1,278	.....	1,278
Other nuclear security activities .....	157	.....	157	319	.....	319	.....	.....	.....
Environmental and other defense activities:									
Defense environmental restoration and waste management .....	475	.....	475	1,339	.....	1,339	1,520	.....	1,520
Defense facilities closure projects .....	100	.....	100	271	.....	271	304	.....	304
Other defense activities .....	11	.....	11	122	.....	122	415	.....	415
Other .....	-79	.....	-79	62	.....	62	52	.....	52
Energy Programs:									
Science .....	258	.....	258	772	.....	772	717	.....	717
Energy supply .....	49	.....	49	160	.....	160	191	.....	191
Energy conservation .....	54	.....	54	163	.....	163	154	.....	154
Other .....	193	(* *)	193	462	19	443	396	23	373
<b>Total—Energy Programs .....</b>	<b>555</b>	<b>(* *)</b>	<b>555</b>	<b>1,557</b>	<b>19</b>	<b>1,539</b>	<b>1,458</b>	<b>23</b>	<b>1,435</b>
Power Marketing Administration .....	266	219	47	812	760	52	403	511	-108
Departmental Administration .....	17	.....	17	41	.....	41	53	.....	53
Proprietary receipts from the public .....	.....	47	-47	.....	299	-299	.....	360	-360
Intrabudgetary transactions .....	-228	.....	-228	-725	.....	-725	-460	.....	-460
Offsetting governmental receipts .....	.....	.....	.....	.....	.....	.....	.....	.....	.....
<b>Total—Department of Energy .....</b>	<b>1,713</b>	<b>266</b>	<b>1,447</b>	<b>5,031</b>	<b>1,078</b>	<b>3,954</b>	<b>5,023</b>	<b>893</b>	<b>4,130</b>

**Table 5. Outlays of the U.S. Government, December 2000 and Other Periods—Continued**  
 [\$ millions]

Classification	This Month			Current Fiscal Year to Date			Prior Fiscal Year to Date		
	Gross Outlays	Applicable Receipts	Outlays	Gross Outlays	Applicable Receipts	Outlays	Gross Outlays	Applicable Receipts	Outlays
<b>Department of Health and Human Services:</b>									
Public Health Service:									
Food and Drug Administration .....	91	(* *)	91	296	1	295	273	1	272
Health Resources and Services Administration .....	381	2	379	845	6	840	1,209	4	1,205
Indian Health Services .....	221	.....	221	1,106	.....	1,106	537	.....	537
Centers for Disease Control and Prevention .....	234	.....	234	854	.....	854	553	.....	553
National Institutes of Health .....	1,360	.....	1,360	3,859	.....	3,859	3,657	.....	3,657
Substance Abuse and Mental Health Services Administration .....	241	.....	241	692	.....	692	580	.....	580
Agency for Healthcare Research and Quality .....	15	.....	15	51	.....	51	34	.....	34
<b>Total—Public Health Service .....</b>	<b>2,544</b>	<b>2</b>	<b>2,542</b>	<b>7,704</b>	<b>7</b>	<b>7,697</b>	<b>6,845</b>	<b>5</b>	<b>6,840</b>
Health Care Financing Administration:									
Grants to States for Medicaid .....	9,840	.....	9,840	31,014	.....	31,014	29,152	.....	29,152
Payments to health care trust funds .....	5,625	.....	5,625	16,687	.....	16,687	16,262	.....	16,262
State children's health insurance fund .....	142	.....	142	382	.....	382	243	.....	243
Federal hospital insurance trust fund:									
Benefit payments .....	11,847	.....	11,847	33,478	.....	33,478	32,954	.....	32,954
Administrative expenses .....	91	.....	91	348	.....	348	350	.....	350
<b>Total—FHI trust fund .....</b>	<b>11,938</b>	<b>.....</b>	<b>11,938</b>	<b>33,826</b>	<b>.....</b>	<b>33,826</b>	<b>33,304</b>	<b>.....</b>	<b>33,304</b>
Health care fraud and abuse control .....	62	.....	62	189	.....	189	183	.....	183
Federal supplementary medical insurance trust fund:									
Benefit payments .....	8,839	.....	8,839	24,741	.....	24,741	23,060	.....	23,060
Administrative expenses .....	165	.....	165	442	.....	442	452	.....	452
<b>Total—FSMI trust fund .....</b>	<b>9,004</b>	<b>.....</b>	<b>9,004</b>	<b>25,183</b>	<b>.....</b>	<b>25,183</b>	<b>23,512</b>	<b>.....</b>	<b>23,512</b>
Other .....	-16	.....	-16	50	.....	50	-30	.....	-30
<b>Total—Health Care Financing Administration .....</b>	<b>36,595</b>	<b>.....</b>	<b>36,595</b>	<b>107,331</b>	<b>.....</b>	<b>107,331</b>	<b>102,626</b>	<b>.....</b>	<b>102,626</b>
Administration for Children and Families:									
Temporary assistance for needy families .....	1,738	.....	1,738	4,775	.....	4,775	3,938	.....	3,938
Payments to States for child support enforcement and family support programs .....	184	.....	184	550	.....	550	468	.....	468
Low income home energy assistance .....	209	.....	209	409	.....	409	396	.....	396
Refugee and entrant assistance .....	39	.....	39	103	.....	103	95	.....	95
Child care entitlement to States .....	214	.....	214	589	.....	589	472	.....	472
Payments to States for the child care and development block grant .....	92	.....	92	238	.....	238	256	.....	256
Social services block grant .....	113	.....	113	287	.....	287	370	.....	370
Children and families services programs .....	570	.....	570	1,687	.....	1,687	1,529	.....	1,529
Payments to States for foster care and adoption assistance .....	438	.....	438	1,457	.....	1,457	1,384	.....	1,384
Other .....	25	.....	25	85	.....	85	116	.....	116
<b>Total—Administration for Children and Families .....</b>	<b>3,623</b>	<b>.....</b>	<b>3,623</b>	<b>10,179</b>	<b>.....</b>	<b>10,179</b>	<b>9,026</b>	<b>.....</b>	<b>9,026</b>
Administration on Aging .....	54	.....	54	192	.....	192	203	.....	203
Other .....	43	.....	43	188	.....	188	202	.....	202
Proprietary receipts from the public .....	.....	1,853	-1,853	.....	5,545	-5,545	.....	5,518	-5,518
Intrabudgetary transactions:									
Payments for health insurance for the aged:									
Federal supplementary medical insurance trust fund .....	-5,537	.....	-5,537	-16,598	.....	-16,598	-16,262	.....	-16,262
Payments for tax and other credits:									
Federal hospital insurance trust fund .....	-89	.....	-89	-90	.....	-90	-2	.....	-2
<b>Total—Department of Health and Human Services .....</b>	<b>37,234</b>	<b>1,855</b>	<b>35,378</b>	<b>108,905</b>	<b>5,552</b>	<b>103,353</b>	<b>102,639</b>	<b>5,522</b>	<b>97,116</b>

**Table 5. Outlays of the U.S. Government, December 2000 and Other Periods—Continued**  
 [\$ millions]

Classification	This Month			Current Fiscal Year to Date			Prior Fiscal Year to Date		
	Gross Outlays	Applicable Receipts	Outlays	Gross Outlays	Applicable Receipts	Outlays	Gross Outlays	Applicable Receipts	Outlays
<b>Department of Housing and Urban Development:</b>									
Public and Indian Housing Programs:									
Housing certificate fund .....	2,218	.....	2,218	5,041	.....	5,041	5,521	.....	5,521
Public housing capital fund .....	315	.....	315	1,034	.....	1,034	842	.....	842
Public housing operating fund .....	324	.....	324	814	.....	814	731	.....	731
Drug elimination grants for low-income housing .....	25	.....	25	85	.....	85	71	.....	71
Revitalization of severely distressed public housing (Hope VI) .....	40	.....	40	109	.....	109	96	.....	96
Native American housing block grant .....	55	.....	55	175	.....	175	170	.....	170
Other .....	1	(* *)	1	181	166	16	191	172	19
<b>Total—Public and Indian Housing Programs .....</b>	<b>2,978</b>	<b>(* *)</b>	<b>2,978</b>	<b>7,439</b>	<b>166</b>	<b>7,273</b>	<b>7,623</b>	<b>172</b>	<b>7,450</b>
Community Planning and Development:									
Housing opportunities for persons with AIDS .....	60	.....	60	87	.....	87	46	.....	46
Community Development Block Grants .....	365	.....	365	1,227	.....	1,227	1,274	.....	1,274
Home investment partnership program .....	123	.....	123	349	.....	349	372	.....	372
Homeless assistance grants .....	77	.....	77	229	.....	229	223	.....	223
Other .....	4	3	1	15	4	12	20	14	6
<b>Total—Community Planning and Development .....</b>	<b>629</b>	<b>3</b>	<b>626</b>	<b>1,907</b>	<b>4</b>	<b>1,903</b>	<b>1,935</b>	<b>14</b>	<b>1,920</b>
Housing Programs:									
Public enterprise funds .....	1	1	(* *)	4	4	(* *)	5	8	-3
Credit accounts:									
FHA-Mutual mortgage insurance fund, program account .....	15	.....	15	21	.....	21	.....	.....	.....
FHA-Mutual mortgage insurance fund, liquidating account .....	58	41	17	89	385	-296	1,789	1,951	-162
FHA-General and special risk fund, program account .....	13	.....	13	23	.....	23	(* *)	.....	(* *)
FHA-General and special risk fund, liquidating account .....	43	70	-27	203	204	-2	217	223	-6
Housing for the elderly or handicapped fund .....	4	64	-61	179	198	-19	198	243	-45
Housing for special populations .....	62	.....	62	182	.....	182	193	.....	193
Other assisted housing programs .....	58	(* *)	58	174	(* *)	174	170	.....	170
Other .....	2	.....	2	8	.....	8	7	.....	7
<b>Total—Housing Programs .....</b>	<b>257</b>	<b>177</b>	<b>80</b>	<b>881</b>	<b>791</b>	<b>90</b>	<b>2,579</b>	<b>2,425</b>	<b>154</b>
Government National Mortgage Association:									
Guarantees of mortgage-backed securities, program account .....	.....	.....	.....	(* *)	.....	(* *)	.....	.....	.....
Guarantees of mortgage-backed securities, liquidating account .....	4	6	-3	11	88	-78	15	84	-70
Management and Administration .....	57	.....	57	308	.....	308	265	.....	265
Other .....	10	.....	10	54	.....	54	33	.....	33
Proprietary receipts from the public:									
FHA-Mutual mortgage insurance fund .....	.....	.....	.....	.....	.....	.....	.....	.....	.....
FHA-General and special risk fund .....	.....	.....	.....	.....	(* *)	(* *)	.....	.....	.....
Other .....	.....	.....	.....	.....	.....	.....	.....	.....	.....
Offsetting governmental receipts .....	.....	(* *)	(* *)	.....	11	-11	.....	10	-10
<b>Total—Department of Housing and Urban Development .....</b>	<b>3,934</b>	<b>186</b>	<b>3,748</b>	<b>10,600</b>	<b>1,060</b>	<b>9,540</b>	<b>12,448</b>	<b>2,706</b>	<b>9,742</b>
<b>Department of the Interior:</b>									
Land and Minerals Management:									
Bureau of Land Management:									
Management of lands and resources .....	46	.....	46	165	.....	165	177	.....	177
Other .....	51	2	49	226	3	223	154	4	150
Minerals Management Service .....	88	.....	88	254	.....	254	188	.....	188
Office of Surface Mining Reclamation and Enforcement .....	21	.....	21	168	.....	168	171	.....	171
<b>Total—Land and Minerals Management .....</b>	<b>206</b>	<b>2</b>	<b>204</b>	<b>813</b>	<b>3</b>	<b>809</b>	<b>690</b>	<b>4</b>	<b>686</b>
Water and Science:									
Bureau of Reclamation:									
Water and related resources .....	84	.....	84	193	.....	193	181	.....	181
Other .....	35	20	16	95	37	57	99	21	78
United States Geological Survey .....	60	.....	60	209	.....	209	226	.....	226
Other .....	2	.....	2	30	.....	30	27	.....	27
<b>Total—Water and Science .....</b>	<b>181</b>	<b>20</b>	<b>161</b>	<b>526</b>	<b>37</b>	<b>489</b>	<b>534</b>	<b>21</b>	<b>512</b>
Fish and Wildlife and Parks:									
United States Fish and Wildlife Service .....	130	.....	130	368	.....	368	340	.....	340
National Park Service .....	165	.....	165	512	.....	512	502	.....	502
<b>Total—Fish and Wildlife and Parks .....</b>	<b>295</b>	<b>.....</b>	<b>295</b>	<b>880</b>	<b>.....</b>	<b>880</b>	<b>842</b>	<b>.....</b>	<b>842</b>

**Table 5. Outlays of the U.S. Government, December 2000 and Other Periods—Continued**  
 [\$ millions]

Classification	This Month			Current Fiscal Year to Date			Prior Fiscal Year to Date		
	Gross Outlays	Applicable Receipts	Outlays	Gross Outlays	Applicable Receipts	Outlays	Gross Outlays	Applicable Receipts	Outlays
<b>Department of the Interior:—Continued</b>									
Bureau of Indian Affairs .....	189	(* *)	188	567	1	567	462	2	459
Departmental Offices:									
Insular affairs .....	9		9	114		114	133		133
Office of Special Trustee for American Indians .....	5		5	43		43	54		54
Other .....	36		36	61		61	57		57
Proprietary receipts from the public .....		208	-208		592	-592		484	-484
Intrabudgetary transactions .....	-21		-21	-57		-57	-25		-25
<b>Total—Department of the Interior .....</b>	<b>900</b>	<b>230</b>	<b>670</b>	<b>2,947</b>	<b>633</b>	<b>2,314</b>	<b>2,747</b>	<b>512</b>	<b>2,235</b>
<b>Department of Justice:</b>									
General Administration .....	48		48	309		309	184		184
Legal Activities and United States Marshals:									
United States Attorneys .....	110		110	314		314	259		259
United States Marshals Service .....	42		42	140		140	127		127
Other .....	168		168	466		466	286		286
Federal Bureau of Investigation .....	231		231	810		810	810		810
Drug Enforcement Administration .....	111		111	339		339	333		333
Immigration and Naturalization Service .....	346		346	1,072		1,072	923		923
Federal Prison System .....	190	16	173	1,144	54	1,090	986	51	934
Office of Justice Programs:									
Violent crime reduction programs .....	78		78	312		312	587		587
Community oriented policing services .....	60		60	237		237	316		316
Other .....	453		453	833		833	324		324
Other .....	1		1	33		33	98		98
Intrabudgetary transactions .....	-5		-5	-18		-18	-14		-14
Offsetting governmental receipts .....		90	-90		275	-275		246	-246
<b>Total—Department of Justice .....</b>	<b>1,835</b>	<b>107</b>	<b>1,728</b>	<b>5,992</b>	<b>329</b>	<b>5,663</b>	<b>5,219</b>	<b>298</b>	<b>4,921</b>
<b>Department of Labor:</b>									
Employment and Training Administration:									
Training and employment services .....	343		343	1,148		1,148	1,140		1,140
Welfare to work jobs .....	57		57	153		153	106		106
Community service employment for older Americans .....	32		32	129		129	106		106
Federal unemployment benefits and allowances .....	35		35	112		112	112		112
State unemployment insurance and employment service operations .....	166		166	208		208	80		80
Advances to the unemployment trust fund and other funds .....									
Unemployment trust fund:									
Federal-State unemployment insurance:									
State unemployment benefits .....	1,844		1,844	4,913		4,913	4,645		4,645
State administrative expenses .....	124		124	563		563	763		763
Federal administrative expenses .....	7		7	26		26	29		29
Veterans employment and training .....	13		13	42		42	38		38
Repayment of advances from the general fund .....									
Other .....	(* *)		(* *)	1		1	(* *)		(* *)
Total—Unemployment trust fund .....	1,988		1,988	5,545		5,545	5,475		5,475
Other .....	8		8	28		28	24		24
<b>Total—Employment and Training Administration .....</b>	<b>2,629</b>		<b>2,629</b>	<b>7,324</b>		<b>7,324</b>	<b>7,042</b>		<b>7,042</b>
Pension Benefit Guaranty Corporation .....	101	234	-133	311	449	-138	407	212	196
Employment Standards Administration:									
Salaries and expenses .....	25		25	91		91	85		85
Special benefits .....	262		262	461		461	295		295
Black lung disability trust fund .....	34		34	105		105	112		112
Other .....	11		11	40		40	39		39
Occupational Safety and Health Administration .....	30		30	94		94	86		86
Bureau of Labor Statistics .....	21		21	76		76	65		65
Other .....	50		50	154		154	144		144
Proprietary receipts from the public .....		(* *)	(* *)		1	-1		1	-1
Intrabudgetary transactions .....	-35		-35	-116		-116	-148		-148
<b>Total—Department of Labor .....</b>	<b>3,127</b>	<b>234</b>	<b>2,893</b>	<b>8,540</b>	<b>450</b>	<b>8,090</b>	<b>8,127</b>	<b>213</b>	<b>7,914</b>

**Table 5. Outlays of the U.S. Government, December 2000 and Other Periods—Continued**  
 [\$ millions]

Classification	This Month			Current Fiscal Year to Date			Prior Fiscal Year to Date		
	Gross Outlays	Applicable Receipts	Outlays	Gross Outlays	Applicable Receipts	Outlays	Gross Outlays	Applicable Receipts	Outlays
<b>Department of State:</b>									
Administration of Foreign Affairs:									
Diplomatic and consular programs .....	216	.....	216	627	.....	627	640	.....	640
International Information Programs .....	1	.....	1	(*)	.....	(*)	14	.....	14
Embassy security, construction, and maintenance .....	60	.....	60	164	.....	164	147	.....	147
Payment to Foreign Service retirement and disability fund .....	28	.....	28	43	.....	43	22	.....	22
Foreign Service retirement and disability fund .....	47	.....	47	141	.....	141	138	.....	138
Other .....	88	.....	88	174	.....	174	86	.....	86
<b>Total—Administration of Foreign Affairs .....</b>	<b>440</b>	<b>.....</b>	<b>440</b>	<b>1,150</b>	<b>.....</b>	<b>1,150</b>	<b>1,047</b>	<b>.....</b>	<b>1,047</b>
International Organizations and Conferences .....	388	.....	388	853	.....	853	830	.....	830
Migration and refugee assistance .....	29	.....	29	152	.....	152	290	.....	290
Other .....	32	.....	32	433	.....	433	198	.....	198
Proprietary receipts from the public .....	.....	.....	.....	.....	.....	.....	(*)	.....	(*)
Intrabudgetary transactions .....	-28	.....	-28	-44	.....	-44	-66	.....	-66
Offsetting governmental receipts .....	.....	.....	.....	.....	.....	.....	.....	.....	.....
<b>Total—Department of State .....</b>	<b>862</b>	<b>.....</b>	<b>862</b>	<b>2,543</b>	<b>.....</b>	<b>2,543</b>	<b>2,299</b>	<b>(*)</b>	<b>2,299</b>
<b>Department of Transportation:</b>									
Coast Guard:									
Operating expenses .....	264	.....	264	730	.....	730	780	.....	780
Acquisition, construction, and improvements .....	39	.....	39	96	.....	96	115	.....	115
Retired pay .....	62	.....	62	176	.....	176	162	.....	162
Other .....	13	(*)	13	54	1	53	49	1	48
<b>Total—Coast Guard .....</b>	<b>379</b>	<b>(*)</b>	<b>378</b>	<b>1,057</b>	<b>1</b>	<b>1,055</b>	<b>1,106</b>	<b>1</b>	<b>1,104</b>
Federal Aviation Administration:									
Operations .....	382	.....	382	1,156	.....	1,156	362	.....	362
Airport and airway trust fund:									
Grants-in-aid for airports .....	158	.....	158	571	.....	571	442	.....	442
Facilities and equipment .....	198	.....	198	456	.....	456	495	.....	495
Research, engineering, and development .....	14	.....	14	38	.....	38	41	.....	41
Trust fund share of FAA operations .....	54	.....	54	431	.....	431	1,169	.....	1,169
<b>Total—Airport and airway trust fund .....</b>	<b>425</b>	<b>.....</b>	<b>425</b>	<b>1,496</b>	<b>.....</b>	<b>1,496</b>	<b>2,148</b>	<b>.....</b>	<b>2,148</b>
Other .....	-6	(*)	-6	-28	(*)	-28	3	(*)	2
<b>Total—Federal Aviation Administration .....</b>	<b>800</b>	<b>(*)</b>	<b>800</b>	<b>2,624</b>	<b>(*)</b>	<b>2,624</b>	<b>2,513</b>	<b>(*)</b>	<b>2,513</b>
Federal Highway Administration:									
Highway trust fund:									
Federal-aid highways .....	2,159	.....	2,159	6,783	.....	6,783	6,320	.....	6,320
Other .....	4	6	-2	11	6	5	15	27	-13
Other programs .....	18	.....	18	49	.....	49	115	.....	115
<b>Total—Federal Highway Administration .....</b>	<b>2,181</b>	<b>6</b>	<b>2,175</b>	<b>6,843</b>	<b>6</b>	<b>6,837</b>	<b>6,450</b>	<b>27</b>	<b>6,423</b>
National Highway Traffic Safety Administration .....	42	.....	42	102	.....	102	86	.....	86
Federal Railroad Administration:									
Capital Grants to the National Railroad Passenger Corporation .....									
.....	(*)	.....	(*)	551	.....	551	593	.....	593
Other .....	17	(*)	17	38	1	38	28	2	26
<b>Total—Federal Railroad Administration .....</b>	<b>17</b>	<b>(*)</b>	<b>17</b>	<b>590</b>	<b>1</b>	<b>589</b>	<b>621</b>	<b>2</b>	<b>619</b>
Federal Transit Administration:									
Formula grants .....	-2,320	.....	-2,320	-1,873	.....	-1,873	-1,932	.....	-1,932
Discretionary grants .....	84	.....	84	226	.....	226	413	.....	413
Trust fund share of expenses .....	5,010	.....	5,010	5,150	.....	5,150	4,659	.....	4,659
Other .....	-2,210	.....	-2,210	-1,891	.....	-1,891	-1,973	.....	-1,973
<b>Total—Federal Transit Administration .....</b>	<b>565</b>	<b>.....</b>	<b>565</b>	<b>1,611</b>	<b>.....</b>	<b>1,611</b>	<b>1,168</b>	<b>.....</b>	<b>1,168</b>
Maritime Administration .....	50	(*)	50	142	2	140	96	115	-20
Other .....	25	1	24	68	3	65	92	3	89
Proprietary receipts from the public .....	.....	(*)	(*)	.....	11	-11	.....	5	-5
Intrabudgetary transactions .....	.....	.....	.....	.....	.....	.....	.....	.....	.....
Offsetting governmental receipts .....	.....	8	-8	.....	22	-22	.....	23	-23
<b>Total—Department of Transportation .....</b>	<b>4,059</b>	<b>17</b>	<b>4,043</b>	<b>13,036</b>	<b>47</b>	<b>12,990</b>	<b>12,131</b>	<b>177</b>	<b>11,954</b>

**Table 5. Outlays of the U.S. Government, December 2000 and Other Periods—Continued**  
 [\$ millions]

Classification	This Month			Current Fiscal Year to Date			Prior Fiscal Year to Date		
	Gross Outlays	Applicable Receipts	Outlays	Gross Outlays	Applicable Receipts	Outlays	Gross Outlays	Applicable Receipts	Outlays
<b>Department of the Treasury:</b>									
Departmental Offices:									
Exchange stabilization fund .....	-87	53	-141	331	503	-172	-88	200	-288
Other .....	81	.....	81	280	.....	280	219	.....	219
Financial Management Service:									
Salaries and expenses .....	21	.....	21	60	.....	60	59	.....	59
Payment to the Resolution Funding Corporation .....	.....	.....	.....	118	.....	118	587	.....	587
Net interest paid to loan guarantee financing accounts .....	381	.....	381	412	.....	412	484	.....	484
Claims, judgements, and relief acts .....	67	.....	67	277	.....	277	226	.....	226
Other .....	73	.....	73	103	.....	103	6	.....	6
Total—Financial Management Service .....	541	.....	541	970	.....	970	1,363	.....	1,363
Federal Financing Bank .....	647	.....	647	301	.....	301	299	.....	299
Bureau of Alcohol, Tobacco, and Firearms:									
Salaries and expenses .....	42	.....	42	135	.....	135	102	.....	102
Laboratory facilities and headquarters .....	.....	.....	.....	.....	.....	.....	.....	.....	.....
Internal revenue collections for Puerto Rico .....	40	.....	40	94	.....	94	64	.....	64
United States Customs Service .....	203	.....	203	647	.....	647	601	.....	601
Bureau of Engraving and Printing .....	-11	.....	-11	-26	.....	-26	-23	.....	-23
United States Mint .....	97	210	-113	293	726	-433	312	691	-379
Bureau of the Public Debt .....	12	.....	12	73	.....	73	94	.....	94
Internal Revenue Service:									
Processing, assistance, and management .....	167	.....	167	596	.....	596	728	.....	728
Tax law enforcement .....	283	.....	283	953	.....	953	827	.....	827
Information systems .....	126	.....	126	357	.....	357	424	.....	424
Payment where earned income credit exceeds liability for tax .....	51	.....	51	182	.....	182	155	.....	155
Payment where child credit exceeds liability for tax .....	11	.....	11	64	.....	64	19	.....	19
Refunding internal revenue collections, interest .....	370	.....	370	756	.....	756	702	.....	702
Other .....	37	2	34	84	5	80	23	2	22
Total—Internal Revenue Service .....	1,045	2	1,043	2,993	5	2,988	2,878	2	2,877
United States Secret Service .....	121	.....	121	294	.....	294	217	.....	217
Comptroller of the Currency .....	28	1	27	99	8	91	102	9	94
Office of Thrift Supervision .....	12	1	11	37	9	28	38	5	33
Interest on the public debt:									
Public issues (accrual basis) .....	18,375	.....	18,375	54,655	.....	54,655	56,298	.....	56,298
Special issues (cash basis) .....	1,131	.....	1,131	10,296	.....	10,296	62,033	.....	62,033
Total—Interest on the public debt .....	19,506	.....	19,506	64,951	.....	64,951	118,331	.....	118,331
Other .....	37	.....	37	61	.....	61	32	.....	32
Proprietary receipts from the public .....	(* *)	1,095	-1,095	(* *)	2,218	-2,218	.....	1,985	-1,985
Intrabudgetary transactions .....	-708	.....	-708	-1,068	.....	-1,068	-1,267	.....	-1,267
Offsetting governmental receipts .....	.....	88	-88	.....	346	-346	.....	322	-322
<b>Total—Department of the Treasury .....</b>	<b>21,606</b>	<b>1,451</b>	<b>20,155</b>	<b>70,464</b>	<b>3,814</b>	<b>66,650</b>	<b>123,274</b>	<b>3,214</b>	<b>120,060</b>
<b>Department of Veterans Affairs:</b>									
Veterans Health Administration:									
Medical care .....	1,547	.....	1,547	4,875	.....	4,875	4,618	.....	4,618
Other .....	47	23	24	176	64	112	180	67	113
Veterans Benefits Administration:									
Public enterprise funds:									
Veterans housing benefit program fund .....	55	2	53	49	9	40	161	68	93
Other .....	48	61	-13	131	133	-2	127	131	-4
Compensation, pensions, and burial benefits .....	3,669	.....	3,669	5,603	.....	5,603	7,007	.....	7,007
Readjustment benefits .....	181	.....	181	436	.....	436	452	.....	452
Insurance funds:									
National service life .....	97	.....	97	281	.....	281	280	.....	280
United States Government Life .....	1	.....	1	3	.....	3	3	.....	3
Veterans special life .....	11	73	-62	27	78	-51	29	79	-50
Other .....	3	.....	3	-5	.....	-5	-6	.....	-6
Total—Veterans Benefits Administration .....	4,066	136	3,930	6,525	221	6,304	8,054	278	7,776
Construction .....	38	.....	38	107	(* *)	107	122	(* *)	122
Departmental Administration .....	44	.....	44	316	.....	316	332	.....	332
Proprietary receipts from the public:									
National service life .....	.....	14	-14	.....	44	-44	.....	47	-47
Other .....	.....	74	-74	.....	305	-305	.....	134	-134
Intrabudgetary transactions .....	(* *)	.....	(* *)	-1	.....	-1	(* *)	.....	(* *)
<b>Total—Department of Veterans Affairs .....</b>	<b>5,741</b>	<b>248</b>	<b>5,494</b>	<b>11,998</b>	<b>635</b>	<b>11,364</b>	<b>13,306</b>	<b>526</b>	<b>12,780</b>

**Table 5. Outlays of the U.S. Government, December 2000 and Other Periods—Continued**  
 [\$ millions]

Classification	This Month			Current Fiscal Year to Date			Prior Fiscal Year to Date		
	Gross Outlays	Applicable Receipts	Outlays	Gross Outlays	Applicable Receipts	Outlays	Gross Outlays	Applicable Receipts	Outlays
<b>Corps of Engineers:</b>									
Construction, general .....	136	.....	136	365	.....	365	353	.....	353
Operation and maintenance, general .....	162	.....	162	457	.....	457	290	.....	290
Flood control .....	29	.....	29	91	.....	91	60	.....	60
Harbor maintenance trust fund .....	-10	.....	-10	-10	.....	-10	177	.....	177
Other .....	125	.....	125	428	.....	428	359	.....	359
Proprietary receipts from the public .....	.....	30	-30	.....	81	-81	.....	99	-99
Intrabudgetary transactions .....	.....	.....	.....	.....	.....	.....	.....	.....	.....
<b>Total—Corps of Engineers .....</b>	<b>443</b>	<b>30</b>	<b>413</b>	<b>1,331</b>	<b>81</b>	<b>1,250</b>	<b>1,239</b>	<b>99</b>	<b>1,140</b>
<b>Other Defense Civil Programs:</b>									
Military Retirement:									
Payment to military retirement fund .....	.....	.....	.....	16,089	.....	16,089	15,302	.....	15,302
Military retirement fund .....	2,760	.....	2,760	8,294	.....	8,294	8,045	.....	8,045
Educational Benefits .....	20	.....	20	54	.....	54	50	.....	50
Other .....	11	.....	11	33	.....	33	32	.....	32
Proprietary receipts from the public .....	.....	1	-1	.....	3	-3	.....	3	-3
Intrabudgetary transactions .....	1	.....	1	-16,138	.....	-16,138	-15,373	.....	-15,373
<b>Total—Other Defense Civil Programs .....</b>	<b>2,792</b>	<b>1</b>	<b>2,791</b>	<b>8,332</b>	<b>3</b>	<b>8,329</b>	<b>8,056</b>	<b>3</b>	<b>8,052</b>
<b>Environmental Protection Agency:</b>									
Science and technology .....	61	.....	61	185	.....	185	165	.....	165
Environmental programs and management .....	157	.....	157	508	.....	508	487	.....	487
State and tribal assistance grants .....	303	.....	303	831	.....	831	739	.....	739
Hazardous substance superfund .....	125	.....	125	364	.....	364	385	.....	385
Other .....	-12	1	-13	650	1	649	720	1	719
Proprietary receipts from the public .....	.....	27	-27	.....	58	-58	.....	73	-73
Intrabudgetary transactions .....	.....	.....	.....	-635	.....	-635	-700	.....	-700
Offsetting governmental receipts .....	.....	(* *)	(* *)	.....	1	-1	.....	3	-3
<b>Total—Environmental Protection Agency .....</b>	<b>635</b>	<b>28</b>	<b>607</b>	<b>1,902</b>	<b>61</b>	<b>1,842</b>	<b>1,796</b>	<b>78</b>	<b>1,718</b>
<b>Executive Office of the President:</b>									
Compensation of the President and the White House									
Office .....	4	.....	4	11	.....	11	12	.....	12
Office of Management and Budget .....	5	.....	5	15	.....	15	16	.....	16
Unanticipated needs .....	(* *)	.....	(* *)	(* *)	.....	(* *)	.....	.....	.....
Other .....	9	.....	9	30	.....	30	33	.....	33
<b>Total—Executive Office of the President .....</b>	<b>17</b>	.....	<b>17</b>	<b>56</b>	.....	<b>56</b>	<b>61</b>	.....	<b>61</b>
<b>Federal Emergency Management Agency:</b>									
Public enterprise funds .....	34	44	-11	113	154	-41	409	93	316
Disaster relief .....	199	.....	199	625	.....	625	840	.....	840
Emergency management planning and assistance .....	41	.....	41	87	.....	87	47	.....	47
Other .....	29	.....	29	84	.....	84	46	.....	46
Proprietary receipts from the public .....	.....	.....	.....	.....	.....	.....	.....	.....	.....
Offsetting governmental receipts .....	.....	.....	.....	.....	.....	.....	.....	.....	.....
<b>Total—Federal Emergency Management Agency .....</b>	<b>303</b>	<b>44</b>	<b>258</b>	<b>909</b>	<b>154</b>	<b>755</b>	<b>1,342</b>	<b>93</b>	<b>1,249</b>
<b>General Services Administration:</b>									
Real Property Activities .....	124	.....	124	115	.....	115	128	.....	128
Supply and Technology Activities .....	35	.....	35	10	.....	10	-33	.....	-33
General Activities .....	8	.....	8	74	.....	74	107	.....	107
Proprietary receipts from the public .....	.....	(* *)	(* *)	.....	1	-1	.....	(* *)	(* *)
<b>Total—General Services Administration .....</b>	<b>168</b>	<b>(* *)</b>	<b>167</b>	<b>198</b>	<b>1</b>	<b>197</b>	<b>202</b>	<b>(* *)</b>	<b>202</b>
<b>International Assistance Program:</b>									
International Security Assistance:									
Foreign military loan program .....	18	37	-19	46	74	-28	46	98	-52
Foreign military financing program .....	3,561	.....	3,561	3,984	.....	3,984	1,864	.....	1,864
Economic support fund .....	955	.....	955	1,161	.....	1,161	1,242	.....	1,242
Other .....	44	.....	44	165	.....	165	122	.....	122
Proprietary receipts from the public .....	.....	.....	.....	.....	.....	.....	.....	.....	.....
<b>Total—International Security Assistance .....</b>	<b>4,578</b>	<b>37</b>	<b>4,541</b>	<b>5,355</b>	<b>74</b>	<b>5,281</b>	<b>3,274</b>	<b>98</b>	<b>3,176</b>
Multilateral Assistance:									
Contribution to the International Development Association									
International organizations and programs .....	1	.....	1	18	.....	18	3	.....	3
Other .....	1	.....	1	71	.....	71	68	.....	68
<b>Total—Multilateral Assistance .....</b>	<b>2</b>	.....	<b>2</b>	<b>429</b>	.....	<b>429</b>	<b>305</b>	.....	<b>305</b>

**Table 5. Outlays of the U.S. Government, December 2000 and Other Periods—Continued**  
 [\$ millions]

Classification	This Month			Current Fiscal Year to Date			Prior Fiscal Year to Date		
	Gross Outlays	Applicable Receipts	Outlays	Gross Outlays	Applicable Receipts	Outlays	Gross Outlays	Applicable Receipts	Outlays
<b>International Assistance Program:—Continued</b>									
International Development Assistance:									
Agency for International Development:									
Economic assistance loans .....		67	-67		163	-163	(*)	199	-199
Sustainable development assistance program .....	87		87	301		301	178		178
Assistance for the new independent States of the Former Soviet Union .....	53		53	131		131	171		171
Operating expenses .....	5		5	55		55	142		142
Payment to the Foreign Service retirement and disability fund .....				(*)		(*)	44		44
Other .....	137	2	135	357	12	344	443	18	425
Proprietary receipts from the public .....								41	-41
Intrabudgetary transactions .....									
<b>Total—Agency for International Development .....</b>	<b>283</b>	<b>70</b>	<b>213</b>	<b>844</b>	<b>175</b>	<b>668</b>	<b>979</b>	<b>257</b>	<b>721</b>
Overseas Private Investment Corporation .....	5	9	-4	14	76	-62	241	75	166
Peace Corps .....	19		19	59	(*)	59	56		56
Other .....	8		8	19		19	22		22
<b>Total—International Development Assistance .....</b>	<b>315</b>	<b>79</b>	<b>236</b>	<b>936</b>	<b>252</b>	<b>685</b>	<b>1,298</b>	<b>333</b>	<b>965</b>
International Monetary Programs .....	-224		-224	-56		-56	228		228
Military Sales Programs:									
Foreign military sales trust fund .....	834		834	2,459		2,459	2,963		2,963
Other .....	(*)	(*)	(*)	(*)	5	-4	1	(*)	1
Proprietary receipts from the public .....		1,124	-1,124		3,111	-3,111		3,398	-3,398
Other .....				(*)		(*)	(*)		(*)
<b>Total—International Assistance Program .....</b>	<b>5,505</b>	<b>1,240</b>	<b>4,265</b>	<b>9,124</b>	<b>3,442</b>	<b>5,683</b>	<b>8,070</b>	<b>3,829</b>	<b>4,241</b>
<b>National Aeronautics and Space Administration:</b>									
Human space flight .....	590		590	1,574		1,574	1,372		1,372
Science, aeronautics, and technology .....	516		516	1,428		1,428	1,497		1,497
Mission support .....	208		208	679		679	614		614
Other .....	1		1	4		4	10		10
<b>Total—National Aeronautics and Space Administration .....</b>	<b>1,316</b>		<b>1,316</b>	<b>3,685</b>		<b>3,685</b>	<b>3,493</b>		<b>3,493</b>
<b>National Science Foundation:</b>									
Research and related activities .....	266		266	818		818	759		759
Education and human resources .....	2		2	5		5	30		30
Other .....	27		27	37		37	40		40
<b>Total—National Science Foundation .....</b>	<b>295</b>		<b>295</b>	<b>860</b>		<b>860</b>	<b>829</b>		<b>829</b>
<b>Office of Personnel Management:</b>									
Government payment for annuitants, employees health and life insurance benefits .....	303		303	1,299		1,299	1,189		1,189
Payment to civil service retirement and disability fund .....									
Civil service retirement and disability fund .....	3,768		3,768	11,399		11,399	11,012		11,012
Employees life insurance fund .....	350	157	194	675	867	-192	582	868	-287
Employees and retired employees health benefits fund ...	1,610	1,591	19	4,898	4,975	-78	4,711	4,789	-78
Other .....	26		26	46		46	39		39
Intrabudgetary transactions:									
Civil service retirement and disability fund:									
General fund contributions .....									
Other .....	-2		-2	-6		-6	-7		-7
<b>Total—Office of Personnel Management .....</b>	<b>6,056</b>	<b>1,748</b>	<b>4,308</b>	<b>18,310</b>	<b>5,843</b>	<b>12,467</b>	<b>17,526</b>	<b>5,657</b>	<b>11,869</b>



**Table 5. Outlays of the U.S. Government, December 2000 and Other Periods—Continued**  
 [\$ millions]

Classification	This Month			Current Fiscal Year to Date			Prior Fiscal Year to Date		
	Gross Outlays	Applicable Receipts	Outlays	Gross Outlays	Applicable Receipts	Outlays	Gross Outlays	Applicable Receipts	Outlays
<b>Small Business Administration:</b>									
Public enterprise funds:									
Business loan fund .....	-6	17	-22	143	37	106	79	84	-5
Disaster loan fund .....	5	94	-88	31	118	-87	50	51	(* *)
Other .....	2	(* *)	2	2	2	1	3	2	2
Other .....	36	(* *)	36	131	(* *)	131	135	.....	135
Proprietary receipts from the public .....	.....	.....	.....	.....	.....	.....	.....	(* *)	(* *)
<b>Total—Small Business Administration .....</b>	<b>37</b>	<b>111</b>	<b>-74</b>	<b>307</b>	<b>157</b>	<b>150</b>	<b>267</b>	<b>137</b>	<b>131</b>
<b>Social Security Administration:</b>									
Payments to social security trust funds .....	16	.....	16	3,176	.....	3,176	4,093	.....	4,093
Special benefits for disabled coal miners .....	41	.....	41	123	.....	123	131	.....	131
Supplemental security income program .....	5,006	.....	5,006	7,523	.....	7,523	9,934	.....	9,934
Federal old-age and survivors insurance trust fund (off-budget):									
Benefit payments .....	30,015	.....	30,015	88,969	.....	88,969	84,184	.....	84,184
Administrative expenses .....	277	.....	277	653	.....	653	492	.....	492
Payment to railroad retirement account .....	.....	.....	.....	.....	.....	.....	.....	.....	.....
Quinquennial military service credit adjustment .....	.....	.....	.....	.....	.....	.....	.....	.....	.....
<b>Total—FOASI trust fund .....</b>	<b>30,292</b>	<b>.....</b>	<b>30,292</b>	<b>89,622</b>	<b>.....</b>	<b>89,622</b>	<b>84,677</b>	<b>.....</b>	<b>84,677</b>
Federal disability insurance trust fund (off-budget):									
Benefit payments .....	4,684	.....	4,684	13,783	.....	13,783	13,034	.....	13,034
Administrative expenses .....	99	.....	99	417	.....	417	386	.....	386
Payment to railroad retirement account .....	.....	.....	.....	.....	.....	.....	.....	.....	.....
Quinquennial military service credit adjustment .....	836	.....	836	836	.....	836	.....	.....	.....
<b>Total—FDI trust fund .....</b>	<b>5,619</b>	<b>.....</b>	<b>5,619</b>	<b>15,036</b>	<b>.....</b>	<b>15,036</b>	<b>13,420</b>	<b>.....</b>	<b>13,420</b>
Other .....	1	.....	1	3	.....	3	-2	.....	-2
Proprietary receipts from the public:									
On-budget .....	.....	75	-75	.....	154	-154	.....	249	-249
Off-budget .....	.....	2	-2	.....	9	-9	.....	1	-1
Intrabudgetary transactions:									
On-budget:									
Quinquennial adjustment for military service credits from FOASI and FDI .....	-836	.....	-836	-836	.....	-836	.....	.....	.....
Off-budget <sup>1</sup> .....	-17	.....	-17	-3,176	.....	-3,176	-4,092	.....	-4,092
<b>Total—Social Security Administration .....</b>	<b>40,123</b>	<b>77</b>	<b>40,046</b>	<b>111,470</b>	<b>162</b>	<b>111,308</b>	<b>108,161</b>	<b>250</b>	<b>107,911</b>
<b>Other independent agencies:</b>									
Appalachian Regional Commission .....	8	(* *)	8	26	1	25	36	1	35
Broadcasting board of governors .....	30	.....	30	92	.....	92	5	.....	5
Corporation for National and Community Service .....	67	.....	67	192	.....	192	174	.....	174
Corporation for Public Broadcasting .....	.....	.....	.....	340	.....	340	317	.....	317
District of Columbia:									
Courts .....	8	.....	8	29	.....	29	18	.....	18
Corrections .....	(* *)	.....	(* *)	(* *)	.....	(* *)	55	.....	55
General and special payments .....	64	(* *)	64	130	48	82	147	47	99
Financing .....	.....	.....	.....	.....	.....	.....	.....	.....	.....
Equal Employment Opportunity Commission .....	24	(* *)	24	72	(* *)	72	83	(* *)	83
Export-Import Bank of the United States .....	96	28	68	243	115	128	189	314	-125
Federal Communications Commission:									
Universal service fund .....	496	.....	496	1,414	.....	1,414	1,033	.....	1,033
Spectrum auction program account .....	(* *)	.....	(* *)	1	.....	1	.....	.....	.....
Pioneer's preference settlement .....	.....	.....	.....	.....	.....	.....	.....	.....	.....
Other .....	4	2	2	53	7	46	52	7	45
Federal Deposit Insurance Corporation:									
Bank insurance fund .....	133	21	113	415	649	-234	952	611	341
Savings association insurance fund .....	7	4	3	25	174	-149	24	147	-122
FSLIC resolution fund:									
Resolution Trust Corporation closeout .....	31	97	-66	453	600	-147	57	595	-538
Other .....	1	15	-15	99	46	52	85	71	15
Office of Inspector General .....	.....	.....	.....	.....	.....	.....	.....	.....	.....
<b>Total—Federal Deposit Insurance Corporation .....</b>	<b>172</b>	<b>137</b>	<b>35</b>	<b>992</b>	<b>1,469</b>	<b>-477</b>	<b>1,119</b>	<b>1,423</b>	<b>-305</b>
Federal drug control programs .....	18	.....	18	79	.....	79	68	.....	68
Legal Services Corporation .....	47	.....	47	73	.....	73	75	.....	75
National Archives and Records Administration .....	18	(* *)	18	50	(* *)	49	49	(* *)	49
National Credit Union Administration .....	11	1	9	35	170	-135	2,170	1,063	1,107

**Table 5. Outlays of the U.S. Government, December 2000 and Other Periods—Continued**  
 [\$ millions]

Classification	This Month			Current Fiscal Year to Date			Prior Fiscal Year to Date		
	Gross Outlays	Applicable Receipts	Outlays	Gross Outlays	Applicable Receipts	Outlays	Gross Outlays	Applicable Receipts	Outlays
<b>Other independent agencies:—Continued</b>									
National Endowment for the Arts .....	9	.....	9	22	.....	22	29	.....	29
National Endowment for the Humanities .....	8	.....	8	27	.....	27	23	.....	23
Institute of Museum and Library Services .....	15	.....	15	47	.....	47	44	.....	44
National Labor Relations Board .....	17	.....	17	56	.....	56	48	.....	48
Nuclear Regulatory Commission .....	40	68	-29	125	116	9	123	109	14
Panama Canal Commission .....	2	1	1	3	1	2	364	193	170
Postal Service:									
Public enterprise funds (off-budget) .....	5,381	5,511	-130	15,906	17,010	-1,104	16,442	17,307	-865
Payments to the Postal Service fund .....	.....	.....	.....	93	.....	93	100	.....	100
Railroad Retirement Board:									
Federal windfall subsidy .....	13	.....	13	40	.....	40	44	.....	44
Federal payments to the railroad retirement accounts ..	(*)	.....	(*)	88	.....	88	129	.....	129
Railroad unemployment insurance trust fund:									
Benefit payments .....	7	.....	7	22	.....	22	17	.....	17
Administrative expenses .....	.....	.....	.....	(*)	.....	(*)	(*)	.....	(*)
Rail industry pension fund:									
Benefit payments .....	247	.....	247	737	.....	737	737	.....	737
Advances from FOASDI fund .....	-278	.....	-278	-466	.....	-466	-277	.....	-277
OASDI certifications .....	278	.....	278	466	.....	466	277	.....	277
Administrative expenses .....	7	.....	7	21	.....	21	25	.....	25
Interest on refunds of taxes .....	(*)	.....	(*)	1	.....	1	(*)	.....	(*)
Other .....	(*)	.....	(*)	1	.....	1	1	.....	1
Supplemental annuity pension fund:									
Benefit payments .....	6	.....	6	18	.....	18	18	.....	18
Interest on refund of taxes .....	(*)	.....	(*)	(*)	.....	(*)	(*)	.....	(*)
Railroad Social Security equivalent benefit account:									
Benefit payments .....	421	.....	421	1,271	.....	1,271	1,256	.....	1,256
Interest on refund of taxes .....	(*)	.....	(*)	1	.....	1	(*)	.....	(*)
Other .....	.....	.....	.....	.....	.....	.....	.....	.....	.....
Intrabudgetary transactions:									
Payments from other funds to the railroad retirement trust funds .....	.....	.....	.....	.....	.....	.....	.....	.....	.....
Other .....	.....	.....	.....	-88	.....	-88	-129	.....	-129
Total—Railroad Retirement Board .....	702	.....	702	2,112	.....	2,112	2,099	.....	2,099
Securities and Exchange Commission .....	13	.....	13	10	.....	10	16	.....	16
Smithsonian Institution .....	55	.....	55	134	.....	134	111	.....	111
Tennessee Valley Authority .....	599	630	-31	2,064	2,412	-348	2,188	2,059	129
Other .....	88	76	12	-179	139	-318	510	124	387
<b>Total—Other independent agencies .....</b>	<b>7,993</b>	<b>6,455</b>	<b>1,538</b>	<b>24,243</b>	<b>21,489</b>	<b>2,754</b>	<b>27,687</b>	<b>22,646</b>	<b>5,040</b>
<b>Undistributed offsetting receipts:</b>									
Other interest .....	.....	.....	.....	.....	(*)	(*)	.....	(*)	(*)
Employer share, employee retirement:									
Department of Health and Human Services:									
Federal hospital insurance trust fund:									
Federal employer contributions .....	-173	.....	-173	-520	.....	-520	-505	.....	-505
Postal Service employer contributions .....	-55	.....	-55	-166	.....	-166	-160	.....	-160
Payments for military service credits .....	.....	.....	.....	.....	.....	.....	.....	.....	.....
Department of State:									
Foreign Service retirement and disability fund .....	-10	.....	-10	-35	.....	-35	-29	.....	-29
Other Defense Civil Programs:									
Military retirement fund .....	-917	.....	-917	-2,756	.....	-2,756	-2,749	.....	-2,749
Office of Personnel Management:									
Civil service retirement and disability fund .....	-965	.....	-965	-3,186	.....	-3,186	-3,219	.....	-3,219
Social Security Administration (off-budget):									
Federal old-age and survivors insurance trust fund:									
Federal employer contributions .....	-524	.....	-524	-1,571	.....	-1,571	-1,596	.....	-1,596
Payments for military service credits .....	.....	.....	.....	.....	.....	.....	.....	.....	.....
Federal disability insurance trust fund:									
Federal employer contributions .....	-89	.....	-89	-267	.....	-267	-254	.....	-254
Payments for military service credits .....	.....	.....	.....	.....	.....	.....	.....	.....	.....
Other .....	.....	.....	.....	.....	.....	.....	(*)	.....	(*)
Total—Employer share, employee retirement .....	-2,733	.....	-2,733	-8,501	.....	-8,501	-8,511	.....	-8,511

**Table 5. Outlays of the U.S. Government, December 2000 and Other Periods—Continued**  
 [\$ millions]

Classification	This Month			Current Fiscal Year to Date			Prior Fiscal Year to Date		
	Gross Outlays	Applicable Receipts	Outlays	Gross Outlays	Applicable Receipts	Outlays	Gross Outlays	Applicable Receipts	Outlays
<b>Undistributed offsetting receipts:—Continued</b>									
Interest received by trust funds:									
Judicial Branch:									
Judicial survivors annuity fund .....	(*)	.....	(*)	-8	.....	-8	-8	.....	-8
Department of Health and Human Services:									
Federal hospital insurance trust fund .....	-11	.....	-11	-58	.....	-58	-5,068	.....	-5,068
Federal supplementary medical insurance trust fund .....	-24	.....	-24	-84	.....	-84	-1,248	.....	-1,248
Department of Labor:									
Unemployment trust fund .....	-12	.....	-12	-34	.....	-34	-2,563	.....	-2,563
Department of State:									
Foreign Service retirement and disability fund .....	-370	.....	-370	-371	.....	-371	-358	.....	-358
Department of Transportation:									
Oil spill liability trust fund .....	(*)	.....	(*)	-3	.....	-3	-3	.....	-3
Airport and airway trust fund .....	-10	.....	-10	-19	.....	-19	-366	.....	-366
Highway trust fund .....	.....	.....	.....	.....	.....	.....	.....	.....	.....
Department of Veterans Affairs:									
National service life insurance fund .....	-423	.....	-423	-427	.....	-427	-444	.....	-444
United States government life insurance fund .....	-2	.....	-2	-2	.....	-2	-3	.....	-3
Corps of Engineers .....	-3	.....	-3	-7	.....	-7	-9	.....	-9
Other Defense Civil Programs:									
Military retirement fund .....	39	.....	39	-5,660	.....	-5,660	-4,944	.....	-4,944
Educational benefits fund .....	(*)	.....	(*)	-15	.....	-15	-12	.....	-12
Armed Forces Retirement Home .....	.....	.....	.....	-1	.....	-1	-2	.....	-2
Environmental Protection Agency .....	-8	.....	-8	-12	.....	-12	-13	.....	-13
National Aeronautics and Space Administration .....	(*)	.....	(*)	(*)	.....	(*)	(*)	.....	(*)
Office of Personnel Management:									
Civil service retirement and disability fund .....	-702	.....	-702	-736	.....	-736	-16,613	.....	-16,613
Social Security Administration (off-budget):									
Federal old-age and survivors insurance trust fund ...	-65	.....	-65	-210	.....	-210	-25,522	.....	-25,522
Federal disability insurance trust fund .....	-10	.....	-10	-34	.....	-34	-2,940	.....	-2,940
Independent agencies:									
Railroad Retirement Board .....	-374	.....	-374	-887	.....	-887	-68	.....	-68
Other .....	-2	.....	-2	-10	.....	-10	-12	.....	-12
Other .....	-2	.....	-2	-39	.....	-39	-14	.....	-14
Total—Interest received by trust funds .....	-1,979	.....	-1,979	-8,616	.....	-8,616	-60,211	.....	-60,211
Rents and royalties on the outer continental shelf lands ..	.....	156	-156	.....	1,710	-1,710	.....	866	-866
Sale of major assets .....	.....	.....	.....	.....	.....	.....	.....	.....	.....
Spectrum auction proceeds .....	.....	.....	.....	.....	.....	.....	.....	.....	.....
<b>Total—Undistributed offsetting receipts .....</b>	<b>-4,712</b>	<b>156</b>	<b>-4,869</b>	<b>-17,118</b>	<b>1,710</b>	<b>-18,828</b>	<b>-68,722</b>	<b>866</b>	<b>-69,588</b>
<b>Total outlays .....</b>	<b>183,600</b>	<b>15,778</b>	<b>167,823</b>	<b>516,292</b>	<b>52,683</b>	<b>463,610</b>	<b>515,567</b>	<b>51,685</b>	<b>463,882</b>
<b>Total on-budget .....</b>	<b>143,012</b>	<b>10,265</b>	<b>132,747</b>	<b>400,987</b>	<b>35,664</b>	<b>365,323</b>	<b>435,432</b>	<b>34,377</b>	<b>401,055</b>
<b>Total off-budget .....</b>	<b>40,588</b>	<b>5,513</b>	<b>35,075</b>	<b>115,306</b>	<b>17,019</b>	<b>98,287</b>	<b>80,134</b>	<b>17,308</b>	<b>62,827</b>
<b>Total surplus (+) or deficit .....</b>			<b>+32,666</b>			<b>-2,345</b>			<b>-20,276</b>
<b>Total on-budget .....</b>			<b>+28,990</b>			<b>-13,250</b>			<b>-62,366</b>
<b>Total off-budget .....</b>			<b>+3,677</b>			<b>+10,906</b>			<b>+42,090</b>

**MEMORANDUM**

Receipts offset against outlays

[\$ millions]

	Current Fiscal Year to Date	Comparable Period Prior Fiscal Year
Proprietary receipts .....	14,248	12,628
Intrabudgetary transactions .....	55,226	106,577
Governmental receipts .....	775	714
Total receipts offset against outlays .....	<u>70,249</u>	<u>119,919</u>

<sup>1</sup>Includes FICA and SECA tax credits, non-contributory military service credits, special benefits for the aged, and credit for the unnegotiated OASI benefit checks.

Note: The semi-annual interest payments to trust funds investing in government securities with an interest payment date of December 31, 2000 were made on January 2, 2001, and will appear in the January publication.

... No Transactions.

(\*) Less than \$500,000.

Note: Details may not add to totals due to rounding.

**Table 6. Means of Financing the Deficit or Disposition of Surplus by the U.S. Government, December 2000 and Other Periods**

[\$ millions]

Assets and Liabilities Directly Related to Budget Off-budget Activity	Net Transactions (-) denotes net reduction of either liability or asset accounts			Account Balances Current Fiscal Year		
	This Month	Fiscal Year to Date		Beginning of		Close of This month
		This Year	Prior Year	This Year	This Month	
<b>Liability accounts:</b>						
Borrowing from the public:						
Public debt securities, issued under general Financing authorities:						
Obligations of the United States, issued by:						
United States Treasury .....	-47,483	-11,962	119,820	5,659,178	5,694,699	5,647,216
Federal Financing Bank .....	.....	.....	.....	15,000	15,000	15,000
Total, public debt securities .....	-47,483	-11,962	119,820	5,674,178	5,709,699	5,662,216
Plus premium on public debt securities .....	-27	-79	-50	2,699	2,647	2,620
Less discount on public debt securities .....	-1,394	-641	927	75,541	76,294	74,900
Total public debt securities net of Premium and discount .....	-46,117	-11,400	118,843	5,601,336	5,636,053	5,589,936
Agency securities, issued under special financing authorities (see Schedule B. for other Agency borrowing, see Schedule C) .....	128	-295	8	27,672	27,249	27,377
Total federal securities .....	-45,989	-11,696	118,851	5,629,009	5,663,302	5,617,313
Deduct:						
Federal securities held as investments of government accounts (see Schedule D) .....	-9,806	12,963	71,886	2,235,763	2,258,532	2,248,726
Less discount on federal securities held as investments of government accounts .....	-506	-371	671	16,867	17,002	16,496
Net federal securities held as investments of government accounts .....	-9,299	13,334	71,216	2,218,896	2,241,530	2,232,230
Total borrowing from the public .....	-36,689	-25,030	47,635	3,410,113	3,421,772	3,385,083
Accrued interest payable to the public .....	12,892	421	1,045	44,211	31,740	44,632
Allocations of special drawing rights .....	103	25	-82	6,359	6,281	6,384
Deposit funds .....	1,604	2,639	1,621	2,826	3,861	5,465
Miscellaneous liability accounts (includes checks outstanding etc.) .....	3,889	-1,250	-747	3,959	-1,180	2,709
<b>Total liability accounts .....</b>	<b>-18,201</b>	<b>-23,195</b>	<b>49,472</b>	<b>3,467,468</b>	<b>3,462,475</b>	<b>3,444,274</b>
<b>Asset accounts (deduct)</b>						
Cash and monetary assets:						
U.S. Treasury operating cash: <sup>1</sup>						
Federal Reserve account .....	767	-3,310	21,761	8,459	4,382	5,149
Tax and loan note accounts .....	8,865	-28,280	5,108	44,199	7,055	15,920
Balance .....	9,632	-31,590	26,869	52,659	11,437	21,069
Special drawing rights:						
Total holdings .....	169	222	52	10,316	10,369	10,539
SDR certificates issued to Federal Reserve Banks .....	1,000	1,000	1,000	-3,200	-3,200	-2,200
Balance .....	1,169	1,222	1,052	7,116	7,169	8,339
Reserve position on the U.S. quota in the IMF:						
U.S. subscription to International Monetary Fund:						
Direct quota payments .....	.....	.....	.....	46,525	46,525	46,525
Maintenance of value adjustments .....	778	186	-622	1,691	1,099	1,877
Letter of credit issued to IMF .....	1,963	1,945	-1,795	-35,827	-35,845	-33,882
Dollar deposits with the IMF .....	8	-2	-9	-117	-127	-119
Receivable/Payable (-) for interim maintenance of value adjustments .....	-1,414	-991	394	1,418	1,841	427
Balance .....	1,335	1,138	-2,032	13,690	13,493	14,828
Loans to International Monetary Fund .....	.....	.....	.....	.....	.....	.....
Other cash and monetary assets .....	-651	173	1,641	24,937	25,760	25,109
Total cash and monetary assets .....	11,485	-29,057	27,530	98,401	57,860	69,345
Net Activity, Guaranteed Loan Financing .....	-986	-1,197	-467	-22,956	-23,168	-24,154
Net Activity, Direct Loan Financing .....	630	2,166	2,899	105,459	106,996	107,626
Miscellaneous asset accounts .....	2,350	-320	-767	-107	-2,777	-427
<b>Total asset accounts .....</b>	<b>13,480</b>	<b>-28,408</b>	<b>29,196</b>	<b>180,798</b>	<b>138,910</b>	<b>152,390</b>
<b>Excess of liabilities (+) or assets (-) .....</b>	<b>-31,681</b>	<b>+5,213</b>	<b>+20,276</b>	<b>+3,286,671</b>	<b>+3,323,565</b>	<b>+3,291,884</b>
Transactions not applied to current year's surplus or deficit (see Schedule A for Details) .....	-985	-2,868	.....	.....	-1,883	-2,868
<b>Total budget and off-budget federal entities (financing of deficit (+) or disposition of surplus (-)) .....</b>	<b>-32,666</b>	<b>+2,345</b>	<b>+20,276</b>	<b>+3,286,671</b>	<b>+3,321,682</b>	<b>+3,289,015</b>

<sup>1</sup>Major sources of information used to determine Treasury's operating cash income include Federal Reserve Banks, the Treasury Regional Finance Centers, the Internal Revenue Service Centers, the Bureau of the Public Debt and various electronic systems. Deposits are reflected as received and withdrawals are reflected as processed.

... No Transactions.

(\* \*) Less than \$500,000.

Note: Details may not add to totals due to rounding.

**Table 6. Schedule A—Analysis of Change in Excess of Liabilities of the U.S. Government, December 2000 and Other Periods**

Classification	[\$ millions]		
	This Month	Fiscal Year to Date	
		This Year	Prior Year
<b>Excess of liabilities beginning of period:</b>			
Based on composition of unified budget in preceding period .....	3,323,565	3,286,581	3,519,805
Adjustments during current fiscal year for changes in composition of unified budget:			
Revisions by federal agencies to the prior budget results .....	.....	90	556
Excess of liabilities beginning of period (current basis) .....	3,323,565	3,286,671	3,520,361
<b>Budget surplus (-) or deficit:</b>			
Based on composition of unified budget in prior fiscal yr .....	-32,666	2,345	20,276
Changes in composition of unified budget .....	.....	.....	.....
Total surplus (-) or deficit (Table 2) .....	-32,666	2,345	20,276
Total-on-budget (Table 2) .....	-28,990	13,250	62,366
Total-off-budget (Table 2) .....	-3,677	-10,906	-42,090
<b>Transactions not applied to current year's surplus or deficit:</b>			
Premium/Discount on buyback of U.S. Treasury securities .....	985	2,868	.....
Reclassification of aged unreconciled accounts .....	(* *)	(* *)	.....
Total-transactions not applied to current year's surplus or deficit .....	985	2,868	.....
<b>Excess of liabilities close of period .....</b>	<b>3,291,884</b>	<b>3,291,884</b>	<b>3,540,637</b>

**Table 6. Schedule B—Securities Issued by Federal Agencies Under Special Financing Authorities, December 2000 and Other Periods**

Classification	[\$ millions]					
	Net Transactions (-) denotes net reduction of liability accounts			Account Balances Current Fiscal Year		
	This Month	Fiscal Year to Date		Beginning of		Close of This month
This Year		Prior Year	This Year	This Month		
<b>Agency securities, issued under special financing authorities:</b>						
Obligations of the United States, issued by:						
Federal Deposit Insurance Corporation:						
FSLIC resolution fund .....	.....	.....	.....	63	63	63
Obligations guaranteed by the United States, issued by:						
Department of Housing and Urban Development:						
Federal Housing Administration .....	16	28	12	227	239	255
Obligations not guaranteed by the United States, issued by:						
Legislative Branch:						
Architect of the Capitol .....	1	4	4	173	176	177
Independent agencies:						
Farm Credit System Financial Assistance Corporation .....	.....	.....	.....	775	775	775
Federal Communications Commission .....	.....	.....	.....	125	125	125
National Archives and Records Administration .....	.....	.....	.....	271	271	271
Postal Service .....	.....	.....	.....	51	51	51
Tennessee Valley Authority .....	111	-327	-8	25,987	25,549	25,660
<b>Total, agency securities .....</b>	<b>128</b>	<b>-295</b>	<b>8</b>	<b>27,672</b>	<b>27,249</b>	<b>27,377</b>

... No Transactions.

(\* \*) Less than \$500,000.

Note: Details may not add to totals due to rounding.

**Table 6. Schedule C (Memorandum)—Federal Agency Borrowing Financed Through the Issue of Public Debt Securities, December 2000 and Other Periods**

[\$ millions]

Classification	Transactions			Account Balances Current Fiscal Year		
	This Month	Fiscal Year to Date		Beginning of		Close of This month
		This Year	Prior Year	This Year	This Month	
<b>Borrowing from the Treasury:</b>						
Department of Agriculture:						
Farm Service Agency:						
Commodity Credit Corporation .....	2,514	-11,226	-12,649	23,800	10,060	12,574
Agricultural credit insurance fund .....	30	1,155	925	3,170	4,295	4,325
Farm storage facility loans .....	.....	100	.....	349	449	449
Apple loans fund .....	95	95	.....	.....	.....	95
Emergency boll weevil loan fund .....	8	8	.....	.....	.....	8
Natural Resources Conservation Service .....	.....	.....	.....	4	4	4
Rural Housing Service:						
Rural community facility loans fund .....	10	10	.....	806	806	816
Rural housing insurance .....	.....	.....	.....	8,607	8,607	8,607
Rural Business – Cooperative Service:						
Rural business and industry loans .....	15	15	.....	80	80	95
Rural development loan fund .....	.....	.....	.....	163	163	163
Rural economic development loan fund .....	.....	.....	.....	62	62	62
Rural Utilities Service:						
Rural water and waste disposal fund .....	100	100	.....	3,395	3,395	3,495
Rural communication development fund .....	.....	.....	.....	25	25	25
Rural electrification and telecommunications fund .....	-70	-70	.....	10,077	10,077	10,007
Rural telephone bank .....	15	-35	-2	295	246	261
Distance learning and telemedicine program .....	.....	.....	.....	2	2	2
Rural development insurance fund .....	.....	-265	-105	896	631	631
Foreign Agricultural Service .....	.....	-4	.....	729	725	725
Department of Commerce:						
National Oceanic and Atmospheric Administration:						
Fisheries finance .....	.....	13	9	145	159	159
Fishing vessel obligations .....	.....	.....	.....	10	10	10
Department of Education:						
College housing and academic facilities loans .....	.....	.....	.....	369	369	369
Federal direct student loan program .....	.....	4,900	1,347	65,347	70,247	70,247
Department of Energy:						
Bonneville Power Administration fund .....	.....	.....	40	2,513	2,513	2,513
Department of Housing and Urban Development:						
Public and Indian Housing Programs:						
Low-rent public housing – loans and other expenses .....	.....	25	25	.....	25	25
Housing Programs:						
Federal Housing Administration .....	.....	.....	.....	7,155	7,155	7,155
Housing for the elderly and handicapped .....	.....	.....	-425	3,653	3,653	3,653
Department of Interior:						
Bureau of Reclamation loan fund .....	.....	8	21	103	111	111
Helium fund .....	.....	.....	.....	252	252	252
Bureau of Indian Affairs .....	.....	.....	.....	26	26	26
Assistance to American Samoa loan fund .....	.....	14	.....	.....	14	14
Department of Justice:						
Federal Prison Industries, Incorporated .....	.....	.....	.....	20	20	20
Department of State:						
Repatriation loans .....	(*)	(*)	.....	(*)	(*)	(*)
Department of Transportation:						
Minority business resource center fund .....	.....	.....	12	11	11	11
Federal Aviation Administration:						
Aircraft purchase loan guarantee program .....	.....	.....	.....	(*)	(*)	(*)
Federal Highway Administration:						
Transportation infrastructure finance and innovation fund .....	.....	.....	.....	295	295	295
Federal Railroad Administration:						
Alameda corridor project .....	.....	.....	.....	454	454	454
Other .....	.....	.....	.....	(*)	(*)	(*)
Department of Treasury:						
Community development financial institutions fund .....	.....	.....	.....	15	15	15
Federal Financing Bank revolving fund .....	405	-2,262	-963	27,836	25,169	25,574
Department of Veterans Affairs:						
Veterans housing benefit program fund .....	1,660	1,660	2,066	1,799	1,799	3,459
Native American veteran housing fund .....	3	3	20	17	17	20
Vocational rehabilitation loan fund .....	2	2	2	1	1	3
Corps of Engineers:						
Washington aqueduct .....	(*)	-6	-13	18	11	12
Environmental Protection Agency:						
Abatement, control, and compliance loan program .....	.....	.....	.....	38	38	38
Federal Emergency Management Agency:						
National insurance development fund .....	.....	.....	179	345	345	345
Disaster assistance loan fund .....	.....	.....	.....	59	59	59

**Table 6. Schedule C (Memorandum)—Federal Agency Borrowing Financed Through the Issue of Public Debt Securities, December 2000 and Other Periods—Continued**

[\$ millions]

Classification	Transactions			Account Balances Current Fiscal Year		
	This Month	Fiscal Year to Date		Beginning of		Close of This month
		This Year	Prior Year	This Year	This Month	
<b>Borrowing from the Treasury:—Continued</b>						
General Services Administration:						
Columbia hospital for women .....				8	8	8
Land acquisition and development fund .....				(*)	(*)	(*)
International Assistance Program:						
International Security Assistance:						
Foreign military loan program .....	493	376		1,379	1,872	1,872
Military debt reduction .....		9		2	2	2
Agency for International Development:						
International debt reduction .....				115	115	115
Microenterprise and small enterprise development .....				2	2	2
Overseas Private Investment Corporation .....	1	1		63	63	64
Small Business Administration:						
Business loan fund .....	-120	-120	-18	430	430	311
Disaster loan fund .....	-564	-564	-827	9,582	9,582	9,018
Independent agencies:						
Export-Import Bank of the United States .....			62	6,683	6,683	6,683
Federal Communications Commission:						
Spectrum auction loan fund .....				5,307	5,307	5,307
Presidio trust fund .....				40	40	40
Railroad Retirement Board:						
Rail industry pension fund .....				2,128	2,128	2,128
Social Security equivalent benefit account .....	271	761	728	2,746	3,237	3,507
Smithsonian Institution:						
John F. Kennedy Center parking facilities .....				20	20	20
Tennessee Valley Authority .....				150	150	150
<b>Total agency borrowing from the Treasury financed through public debt securities issued .....</b>	<b>4,374</b>	<b>-5,189</b>	<b>-9,181</b>	<b>191,596</b>	<b>182,032</b>	<b>186,407</b>
<b>Borrowing from the Federal Financing Bank:</b>						
Department of Agriculture:						
Rural Housing Service:						
Rural housing insurance fund .....	-45	-265	-460	5,540	5,320	5,275
Rural Utilities Service:						
Rural electrification and telecommunications fund .....	103	137	200	17,317	17,351	17,454
Rural development insurance fund .....		-260		3,410	3,150	3,150
Department of Defense:						
Department of Navy .....				1,624	1,624	1,624
Defense agencies .....				-577	-577	-577
Department of Education:						
Historically Black college and university capital financing fund .....	1	2	10	21	22	22
Department of Health and Human Services:						
Medical facilities guarantee and loan fund .....	(*)	(*)		1	1	(*)
Health maintenance organization loan and loan guarantee fund .....				(*)	(*)	(*)
Department of Housing and Urban Development:						
Low-rent housing – loans and other expenses .....		-70	-71	1,348	1,279	1,279
Community development grants .....	(*)	-1	-1	10	10	10
Department of Interior:						
Assistance to territories .....				15	15	15
Department of Transportation:						
Railroad rehabilitation and improvement loan fund .....	(*)	(*)	(*)	4	4	3
General Services Administration:						
Federal buildings fund .....	-15	-17	-35	2,313	2,310	2,295
International Assistance Program:						
Foreign military financing program .....	-19	-35	-28	2,390	2,375	2,356
Small Business Administration:						
Business loan fund .....	-2	-7	-10	159	155	152
Independent agencies:						
National Credit Union Administration .....			1,041			
Postal Service .....	383	-1,745	-1,608	9,262	7,134	7,517
<b>Total borrowing from the Federal Financing Bank .....</b>	<b>405</b>	<b>-2,262</b>	<b>-963</b>	<b>42,837</b>	<b>40,170</b>	<b>40,575</b>

Note: This table includes lending by the Federal Financing Bank accomplished by the purchase of agency financial assets, by the acquisition of agency debt securities, and by direct loans on behalf of an agency. The Federal Financing Bank borrows from Treasury and issues its own securities and in turn may loan these funds to agencies in lieu of agencies borrowing directly through Treasury or issuing their own securities.

... No Transactions.

(\*) Less than \$500,000.

Note: Details may not add to totals due to rounding.

**Table 6. Schedule D—Investments of Federal Government Accounts in Federal Securities, December 2000 and Other Periods**

[\$ millions]

Classification	Net Purchases or Sales (-)			Securities Held as Investments Current Fiscal Year		
	This Month	Fiscal Year to Date		Beginning of		Close of This month
		This Year	Prior Year	This Year	This Month	
<b>Federal funds:</b>						
Department of Agriculture .....	7	8	4	22	23	29
Department of Commerce .....	.....	-1	.....	4	3	3
Department of Defense—Military:						
Defense cooperation account .....	.....	(* *)	(* *)	1	1	1
Department of Energy .....	-39	1,136	911	19,713	20,888	20,849
Department of Housing and Urban Development:						
Housing Programs:						
Federal Housing Administration fund .....	-1	490	407	17,266	17,757	17,757
Government National Mortgage Association:						
Guarantees of mortgage-backed securities .....	3	78	73	6,190	6,264	6,268
Other .....	.....	256	-205	.....	256	256
Department of the Interior .....	31	49	-11	3,477	3,495	3,526
Department of Labor .....	133	128	-31	10,578	10,573	10,706
Department of Transportation .....	3	3	1	107	107	110
Department of the Treasury .....	-952	-1,288	-996	11,417	11,082	10,129
Department of Veterans Affairs:						
Canteen service revolving fund .....	1	-4	-3	39	34	35
Veterans reopened insurance fund .....	15	8	10	500	493	508
Servicemen's group life insurance fund .....	(* *)	(* *)	(* *)	5	5	5
Independent agencies:						
Export-Import Bank of the United States .....	21	101	334	1,064	1,143	1,164
Federal Deposit Insurance Corporation:						
Bank insurance fund .....	-112	235	-291	29,326	29,673	29,560
Savings association insurance fund .....	-1	150	140	10,747	10,899	10,897
FSLIC resolution fund .....	15	-52	-14	2,508	2,441	2,455
National Credit Union Administration .....	-10	136	-64	4,372	4,518	4,508
Postal Service .....	600	-486	-609	1,086	.....	600
Other .....	36	881	107	3,619	4,463	4,499
Other .....	8	-229	-436	4,512	4,275	4,283
Total public debt securities .....	-241	1,598	-672	126,551	128,390	128,149
<b>Total Federal funds .....</b>	<b>-241</b>	<b>1,598</b>	<b>-672</b>	<b>126,551</b>	<b>128,390</b>	<b>128,149</b>
<b>Trust funds:</b>						
Legislative Branch:						
Library of Congress .....	-4	8	1	33	45	41
United States Tax Court .....	.....	.....	(* *)	7	7	7
Other .....	(* *)	(* *)	(* *)	39	39	39
Judicial Branch:						
Judicial retirement funds .....	-3	3	-10	497	503	500
Department of Agriculture .....	.....	-1	.....	2	1	1
Department of Defense—Military:						
Voluntary separation incentive fund .....	-25	-21	-24	886	890	865
Other .....	(* *)	-5	(* *)	62	56	57



**Table 6. Schedule D—Investments of Federal Government Accounts in Federal Securities, December 2000 and Other Periods—Continued**

[\$ millions]

Classification	Net Purchases or Sales (-)			Securities Held as Investments Current Fiscal Year		
	This Month	Fiscal Year to Date		Beginning of		Close of This month
		This Year	Prior Year	This Year	This Month	
<b>Trust Funds—Continued</b>						
Department of Health and Human Services:						
Federal hospital insurance trust fund .....	2,349	2,763	-12,307	168,859	169,272	171,622
Federal supplementary medical insurance trust fund .....	-1,500	-2,229	19,552	45,075	44,346	42,846
Other .....	(* *)	22	23	1,598	1,619	1,620
Department of the Interior .....	.....	.....	-387	(* *)	(* *)	(* *)
Department of Justice .....	2	-3	77	101	96	98
Department of Labor:						
Unemployment trust fund .....	-1,631	-1,133	1,277	86,399	86,897	85,267
Other .....	-12	-34	-33	64	41	30
Department of State:						
Foreign Service retirement and disability fund .....	363	315	322	10,658	10,611	10,973
Other .....	.....	1	3	.....	1	1
Department of Transportation:						
Airport and airway trust fund .....	266	1,305	172	13,097	14,136	14,402
Highway trust fund .....	-6,314	-6,478	-4,265	31,023	30,859	24,545
Other .....	-13	2	155	2,392	2,407	2,394
Department of Treasury .....	-27	-85	-89	338	280	253
Department of Veterans Affairs:						
General post fund, national homes .....	.....	-4	(* *)	57	53	53
National service life insurance .....	348	197	214	11,804	11,653	12,001
United States government life insurance fund .....	1	(* *)	(* *)	73	72	73
Veterans special life insurance fund .....	63	51	51	1,709	1,698	1,760
Corps of Engineers .....	57	207	-7	2,085	2,235	2,292
Other Defense Civil Programs:						
Military retirement fund .....	-4,389	14,059	15,888	149,348	167,797	163,407
Other .....	-21	(* *)	38	937	958	938
Environmental Protection Agency .....	57	-95	55	5,795	5,643	5,701
Federal Emergency Management Agency .....	3	(* *)	(* *)	1	-1	2
National Aeronautics and Space Administration .....	(* *)	(* *)	(* *)	14	14	13
Office of Personnel Management:						
Civil service retirement and disability fund:						
Public debt securities .....	-2,338	-6,983	10,022	511,986	507,341	505,003
Agency securities .....	.....	.....	.....	51	51	51
Employees life insurance fund .....	-197	189	237	22,372	22,758	22,562
Employees and retired employees health benefits fund .....	-40	69	74	5,989	6,098	6,059
Social Security Administration:						
Federal old-age and survivors insurance trust fund .....	3,571	8,078	36,668	893,519	898,026	901,597
Federal disability insurance trust fund .....	-103	1,028	4,582	113,707	114,838	114,735
Independent agencies:						
Harry S. Truman Memorial Scholarship trust fund .....	1	(* *)	(* *)	58	57	57
Japan-United States Friendship Commission .....	(* *)	(* *)	1	42	42	42
Railroad Retirement Board .....	11	178	343	24,823	24,990	25,001
Other .....	-42	-42	-76	3,711	3,712	3,669
Total public debt securities .....	-9,564	11,365	72,558	2,109,161	2,130,091	2,120,526
Total agency securities .....	.....	.....	.....	51	51	51
<b>Total trust funds .....</b>	<b>-9,564</b>	<b>11,365</b>	<b>72,558</b>	<b>2,109,212</b>	<b>2,130,142</b>	<b>2,120,577</b>
<b>Grand total .....</b>	<b>-9,806</b>	<b>12,963</b>	<b>71,886</b>	<b>2,235,763</b>	<b>2,258,532</b>	<b>2,248,726</b>

Note: The semi-annual interest payments to trust funds investing in government securities with an interest payment date of December 31, 2000 were made on January 2, 2001, and will appear in the January publication.  
... No Transactions.

(\* \*) Less than \$500,000.  
Note: Investments are in public debt securities unless otherwise noted.  
Note: Details may not add to totals due to rounding.

**Table 6. Schedule E—Net Activity, Guaranteed and Direct Loan Financing, December 2000 and Other Periods**

[\$ millions]

Classification	Net Transactions (-) denotes net reduction of asset accounts			Account Balances Current Fiscal Year		
	This Month	Fiscal Year to Date		Beginning of		Close of This month
		This Year	Prior Year	This Year	This Month	
<b>Guaranteed Loan Financing Activity:</b>						
Department of Agriculture:						
Farm Service Agency:						
Commodity Credit Corporation export fund .....	-9	-66	-132	-774	-831	-840
Agricultural credit insurance fund .....	(* *)	3	-2	-265	-262	-262
Rural Housing Service:						
Rural community facility loans .....	(* *)	(* *)	(* *)	1	1	1
Rural housing insurance fund .....	2	8	5	-195	-190	-188
Rural Business-Cooperative Service:						
Rural business and industry loans .....	-2	16	12	-59	-41	-43
Rural Utilities Service:						
Rural water and waste disposal fund .....	(* *)	(* *)	(* *)	-24	-24	-24
Department of Commerce:						
General Administration:						
National Oceanic and Atmospheric Administration:						
Fishing vessel obligations .....		(* *)	(* *)	7	7	7
Department of Defense—Military .....		2	(* *)	-5	-3	-3
Department of Education:						
Office of Student Financial Assistance:						
Federal family education loans .....	-940	-358	651	-10,464	-9,882	-10,822
Department of Health and Human Services:						
Health Resources and Services Administration:						
Health center loans .....		(* *)		(* *)	(* *)	(* *)
Health education assistance loans .....	(* *)	3	2	-305	-303	-303
Department of Housing and Urban Development:						
Public and Indian Housing Programs:						
Indian housing loans .....	(* *)	(* *)	(* *)	-8	-8	-9
Community Planning and Development:						
Community development loans .....	(* *)	(* *)	(* *)	-22	-22	-23
Housing Programs:						
FHA-Mutual mortgage insurance loans .....	-204	-317	-423	3,211	3,098	2,894
FHA-General and special risk fund .....	49	-26	-68	-832	-906	-857
Government National Mortgage Association:						
Guarantees of mortgaged-backed securities .....	-31	-93	-94	-615	-677	-708
Department of the Interior:						
Bureau of Indian Affairs .....	(* *)	(* *)	-2	-43	-43	-43
Department of Transportation:						
Maritime Administration .....	-4	-9	-12	-270	-275	-279
Department of Veterans Affairs:						
Veterans Benefits Administration:						
Veterans housing benefit program fund .....	8	-8	70	-5,129	-5,145	-5,138
International Assistance Program:						
Agency for International Development:						
Ukraine export credit insurance fund .....				-32	-32	-32
Loan guarantees to Israel .....				-587	-587	-587
Urban and environmental credit guaranteed loans .....	-1	(* *)	4	-77	-76	-77
Microenterprise and small enterprise development .....	(* *)	(* *)	(* *)	-2	-2	-2
Development credit authority loan fund .....				(* *)	(* *)	(* *)
Overseas Private Investment Corporation .....	-11	-19	-23	-452	-460	-471
Small Business Administration:						
Business loan fund .....	274	-88	-58	-906	-1,268	-994
Independent agencies:						
Export-Import Bank of the United States .....	-118	-243	-397	-5,109	-5,235	-5,353
<b>Net Activity, Guaranteed Loan Financing .....</b>	<b>-986</b>	<b>-1,197</b>	<b>-467</b>	<b>-22,956</b>	<b>-23,168</b>	<b>-24,154</b>
<b>Direct Loan Financing Activity:</b>						
Department of Agriculture:						
Farm Service Agency:						
Agricultural credit insurance fund .....	-36	-98	-39	2,822	2,760	2,724
Farm storage facility loans .....	12	40		10	38	50
Natural Resources Conservation Service:						
Agricultural resource conservation demonstration program .....	1	1	1	-1	-1	(* *)
Rural Housing Service:						
Rural community facility loans fund .....	7	20	30	567	580	587
Rural housing insurance fund .....	34	59	59	8,406	8,431	8,465
Rural Business-Cooperative Service:						
Rural business and industry loan fund .....	1	10	4	68	77	78
Rural development loan fund .....	1	3	3	151	153	155
Rural economic development loan fund .....	-1	1	(* *)	57	59	58
Rural Utilities Service:						
Rural water and waste disposal loans .....	22	138	161	2,481	2,597	2,619
Rural electrification and telecommunications fund .....	93	269	284	6,572	6,749	6,842
Rural telephone bank .....	6	13	(* *)	221	228	233

**Table 6. Schedule E—Net Activity, Guaranteed and Direct Loan Financing, December 2000 and Other Periods—Continued**

[\$ millions]

Classification	Net Transactions (-) denotes net reduction of asset accounts			Account Balances Current Fiscal Year		
	This Month	Fiscal Year to Date		Beginning of		Close of This month
		This Year	Prior Year	This Year	This Month	
<b>Direct Loan Financing Activity:—Continued</b>						
Department of Agriculture:—Continued						
Distance learning and telemedicine program .....	(**)	(**)	(**)	1	1	1
Rural development insurance fund .....				1,065	1,065	1,065
Foreign Agricultural Service:						
P.L. 480 direct loan fund .....	-8	-16	25	505	497	489
International debt reduction .....		-1		15	14	14
P.L. 480, title 1, Food for Progress credits .....		-2	-14	175	173	173
Department of Commerce:						
National Oceanic and Atmospheric Administration:						
Fisheries finance .....	2	6	3	128	132	134
Department of Education:						
Office of Postsecondary Education:						
College housing and academic facilities loans .....	(**)	(**)	(**)	22	22	22
Historically Black college and university capital financing fund .....	1	2	10	21	22	23
Office of Student Financial Assistance:						
Federal direct student loan program .....	756	1,858	2,005	63,081	64,183	64,939
Department of Housing and Urban Development:						
Housing Programs:						
FHA-Mutual mortgage insurance loans .....	(**)	(**)	(**)	-6	-6	-6
FHA-General and special risk fund .....		(**)	(**)	(**)	(**)	(**)
Department of the Interior:						
Bureau of Reclamation .....	8	8	-5	91	91	100
Bureau of Indian Affairs .....	(**)	-1	-1	17	17	17
Assistance to American Samoa loan fund .....		10			10	10
Department of State:						
Administration of Foreign Affairs:						
Repatriation loans .....	(**)	(**)	(**)	-2	-3	-3
Department of Transportation:						
Office of the Secretary:						
Minority business resource center .....		(**)	(**)	7	7	7
Federal Highway Administration:						
Transportation infrastructure finance and innovation fund .....				295	295	295
Federal Railroad Administration:						
Alameda corridor project .....				454	454	454
Railroad rehabilitation and improvement loan fund .....	(**)	(**)	(**)	2	2	2
Amtrak corridor improvement loans .....				-1	-1	-1
Department of the Treasury:						
Departmental Offices:						
Community development financial institutions fund .....	(**)	(**)	(**)	9	9	9
Financial Management Service .....				(**)	(**)	(**)
Department of Veterans Affairs:						
Veterans Benefits Administration:						
Veterans housing benefit program fund .....	87	230	-160	1,490	1,633	1,720
Native American veteran housing fund .....	(**)	(**)	(**)	16	16	16
Vocational rehabilitation loan fund .....	(**)	(**)	(**)	1	1	1
Environmental Protection Agency:						
Abatement, control, and compliance loan program .....	-1	-2	-2	31	30	29
Federal Emergency Management Agency:						
Disaster assistance loan fund .....	-1	-1	(**)	-9	-9	-10
General Services Administration:						
Columbia hospital for women .....				7	7	7
International Assistance Program:						
International Security Assistance:						
Foreign military loan program .....	5	-81	-66	1,310	1,224	1,229
Military debt reduction .....		(**)	-3	2	2	2
Agency for International Development:						
International debt reduction .....		-4	-3	4	-1	-1
Microenterprise and small enterprise development .....	(**)	(**)		1	1	1
Overseas Private Investment Corporation .....	-19	-18	-6	29	30	11
Small Business Administration:						
Business loan fund .....	1	(**)	5	-32	-33	-32
Disaster loan fund .....	-154	-87	271	4,509	4,576	4,422
Independent agencies:						
Export-Import Bank of the United States .....	108	177	435	5,572	5,641	5,749
Federal Communications Commission:						
Spectrum auction loan fund .....	-297	-369	-98	5,297	5,225	4,928
<b>Net Activity, Direct Loan Financing .....</b>	<b>630</b>	<b>2,166</b>	<b>2,899</b>	<b>105,459</b>	<b>106,996</b>	<b>107,626</b>

Note: Federal credit programs provide benefits to the public in the form of direct loans and loan guarantees. This table reflects cash transactions and balances of the nonbudgetary financing fund accounts that result from the disbursement of loans, collection of fees, repayment of principle, sale of collateral, interest, and subsidy received from the credit program accounts at net present value in accordance with the *Credit Reform Act of 1990*. Unreimbursed costs such as

administrative expenses and subsidy payments are reported on a cash basis and included within each program's budgetary totals in Table 5.

... No Transactions.

(\*\*) Less than \$500,000.

Note: Details may not add to totals due to rounding.

**Table 7. Receipts and Outlays of the U.S. Government by Month, Fiscal Year 2001**  
 [\$ millions]

Classification	Oct.	Nov.	Dec.	Jan.	Feb.	March	April	May	June	July	Aug.	Sept.	Fiscal Year To Date	Comparable Period Prior F.Y.
<b>Receipts:</b>														
Individual income taxes .....	75,969	60,489	83,485										219,943	215,517
Corporation income taxes .....	1,709	2,047	51,307										55,063	48,779
Social insurance and retirement receipts:														
Employment and general retirement .....	45,247	48,536	52,932										146,715	135,913
Unemployment insurance .....	1,509	2,431	260										4,200	4,183
Other retirement .....	399	416	367										1,183	1,216
Excise taxes .....	4,235	6,030	5,865										16,131	15,963
Estate and gift taxes .....	2,868	2,141	1,863										6,871	7,594
Customs duties .....	1,900	1,640	1,461										5,000	5,020
Miscellaneous receipts .....	1,275	1,935	2,949										6,160	9,421
<b>Total—Receipts this year .....</b>	<b>135,111</b>	<b>125,666</b>	<b>200,489</b>										<b>461,265</b>	<b>.....</b>
<b>(On-budget) .....</b>	<b>101,120</b>	<b>89,215</b>	<b>161,737</b>										<b>352,073</b>	<b>.....</b>
<b>(Off-budget) .....</b>	<b>33,990</b>	<b>36,450</b>	<b>38,752</b>										<b>109,193</b>	<b>.....</b>
<i>Total—Receipts prior year .....</i>	<i>121,035</i>	<i>121,375</i>	<i>201,196</i>										<i>.....</i>	<i>443,606</i>
<i>(On budget) .....</i>	<i>89,009</i>	<i>86,909</i>	<i>162,772</i>										<i>.....</i>	<i>338,689</i>
<i>(Off budget) .....</i>	<i>32,026</i>	<i>34,466</i>	<i>38,424</i>										<i>.....</i>	<i>104,916</i>
<b>Outlays</b>														
Legislative Branch .....	521	229	229										979	970
Judicial Branch .....	283	401	338										1,022	1,033
Department of Agriculture:														
Commodity Credit Corporation and Foreign Agricultural Service .....	4,491	3,584	2,972										11,046	17,529
Other .....	3,888	3,172	4,276										11,336	10,841
Department of Commerce .....	511	490	442										1,443	1,489
Department of Defense:														
Military:														
Military Personnel .....	3,438	6,253	8,635										18,326	20,162
Operation and Maintenance .....	6,183	8,966	8,462										23,611	24,565
Procurement .....	4,210	4,441	5,362										14,012	13,819
Research, Development, Test, and Evaluation .....	3,149	2,899	4,022										10,070	9,850
Military Construction .....	420	495	437										1,352	1,590
Family Housing .....	235	244	284										763	778
Revolving and Management funds .....	173	792	631										1,596	1,611
Other .....	2,285	-755	208										1,738	1,699
<b>Total Military .....</b>	<b>20,093</b>	<b>23,335</b>	<b>28,040</b>										<b>71,468</b>	<b>74,075</b>
Department of Education .....	2,558	2,756	4,032										9,346	8,443
Department of Energy .....	1,245	1,261	1,447										3,954	4,130
Department of Health and Human Services:														
Public Health Service .....	2,541	2,615	2,542										7,697	6,840
Health Care Financing Administration:														
Grants to States for Medicaid .....	11,393	9,781	9,840										31,014	29,152
Federal hospital ins. trust fund .....	10,975	10,913	11,938										33,826	33,304
Federal supp. med. ins. trust fund .....	8,031	8,147	9,004										25,183	23,512
Other .....	5,624	5,631	5,671										16,926	16,415
Administration for Children and Families .....	2,891	3,666	3,623										10,179	9,026
Other .....	-7,102	-7,131	-7,239										-21,472	-21,133
Department of Housing and Urban Development .....	2,932	2,860	3,748										9,540	9,742
Department of the Interior .....	858	786	670										2,314	2,235
Department of Justice .....	1,878	2,057	1,728										5,663	4,921
Department of Labor:														
Unemployment trust fund .....	1,833	1,724	1,988										5,545	5,475
Other .....	768	872	904										2,545	2,439
Department of State .....	1,010	671	862										2,543	2,299
Department of Transportation:														
Highway trust fund .....	2,410	2,220	2,157										6,787	6,307
Other .....	2,321	1,996	1,886										6,203	5,647
Department of the Treasury:														
Interest on the public debt .....	19,755	25,690	19,506										64,951	118,331
Other .....	479	571	649										1,700	1,729
Department of Veterans Affairs:														
Compensation and pensions .....	121	1,813	3,669										5,603	7,007
National service life .....	75	78	83										236	233
United States Government Life .....	1	1	1										3	3
Other .....	2,050	1,731	1,740										5,521	5,537

**Table 7. Receipts and Outlays of the U.S. Government by Month, Fiscal Year 2001—Continued**  
 [\$ millions]

Classification	Oct.	Nov.	Dec.	Jan.	Feb.	March	April	May	June	July	Aug.	Sept.	Fiscal Year To Date	Comparable Period Prior F.Y.
<b>Outlays—Continued</b>														
Corps of Engineers .....	397	440	413										1,250	1,140
Other Defense Civil Programs .....	2,742	2,796	2,791										8,329	8,052
Environmental protection .....	670	565	607										1,842	1,718
Executive Office of the President .....	17	22	17										56	61
Federal Emergency Management Agency .....	248	248	258										755	1,249
General Services Administration .....	426	-396	167										197	202
International Assistance Program:														
International Security Assistance .....	217	523	4,541										5,281	3,176
Multilateral Assistance .....	425	2	2										429	305
International Development Assistance .....	201	247	236										685	965
Other .....	-95	-103	-515										-712	-206
National Aeronautics and Space Administration .....	1,153	1,217	1,316										3,685	3,493
National Science Foundation .....	262	304	295										860	829
Office of Personnel Management .....	4,288	3,872	4,308										12,467	11,869
Small Business Administration .....	64	160	-74										150	131
Social Security Administration:														
Federal old-age and survivors ins. trust fund (off-budget) .....	29,880	29,450	30,292										89,622	84,677
Federal disability ins. trust fund (off-budget) .....	4,668	4,748	5,619										15,036	13,420
Other .....	115	2,401	4,135										6,651	9,815
Independent agencies:														
Fed. Deposit Ins. Corp:														
Bank insurance fund .....	-14	-333	113										-234	341
Savings association insurance fund .....	-34	-118	3										-149	-122
FSLIC resolution fund:														
RTC closeout .....	22	-103	-66										-147	-538
Other .....	79	-12	-15										52	15
Office of Inspector General .....														
Postal Service:														
Public enterprise funds (off-budget) .....	-112	-862	-130										-1,104	-865
Payments to the Postal Service fund .....	93												93	100
Tennessee Valley Authority .....	-338	22	-31										-348	129
Other independent agencies .....	1,258	1,668	1,663										4,589	5,981
Undistributed offsetting receipts:														
Employer share, employee retirement .....	-2,837	-2,932	-2,733										-8,501	-8,511
Interest received by trust funds .....	-859	-5,778	-1,979										-8,616	-60,211
Rents and royalties on outer continental shelf lands .....	-938	-616	-156										-1,710	-866
Sale of major assets .....														
Other .....	(*)	(*)											(*)	(*)
<b>Totals this year:</b>														
<b>Total outlays .....</b>	<b>146,431</b>	<b>149,356</b>	<b>167,823</b>										<b>463,610</b>	<b>.....</b>
<b>(On-budget) .....</b>	<b>115,839</b>	<b>116,736</b>	<b>132,747</b>										<b>365,323</b>	<b>.....</b>
<b>(Off-budget) .....</b>	<b>30,592</b>	<b>32,620</b>	<b>35,075</b>										<b>98,287</b>	<b>.....</b>
<b>Total-surplus (+) or deficit (-) .....</b>	<b>-11,321</b>	<b>-23,690</b>	<b>+32,666</b>										<b>-2,345</b>	<b>.....</b>
<b>(On-budget) .....</b>	<b>-14,719</b>	<b>-27,521</b>	<b>+28,990</b>										<b>-13,250</b>	<b>.....</b>
<b>(Off-budget) .....</b>	<b>+3,398</b>	<b>+3,831</b>	<b>+3,677</b>										<b>+10,906</b>	<b>.....</b>
<b>Total borrowing from the public ...</b>	<b>-29,666</b>	<b>41,325</b>	<b>-36,689</b>										<b>-25,030</b>	<b>47,635</b>
<i>Total-outlays prior year .....</i>	<i>147,361</i>	<i>148,406</i>	<i>168,114</i>										<i>.....</i>	<i>463,882</i>
<i>(On-budget) .....</i>	<i>119,165</i>	<i>116,386</i>	<i>165,503</i>										<i>.....</i>	<i>401,055</i>
<i>(Off-budget) .....</i>	<i>28,196</i>	<i>32,020</i>	<i>2,611</i>										<i>.....</i>	<i>62,827</i>
<i>Total-surplus (+) or deficit (-) prior year .....</i>	<i>-26,326</i>	<i>-27,031</i>	<i>+33,081</i>										<i>.....</i>	<i>-20,276</i>
<i>(On-budget) .....</i>	<i>-30,157</i>	<i>-29,477</i>	<i>-2,732</i>										<i>.....</i>	<i>-62,366</i>
<i>(Off-budget) .....</i>	<i>+3,830</i>	<i>+2,446</i>	<i>+35,813</i>										<i>.....</i>	<i>+42,090</i>

Note: The semi-annual interest payments to trust funds investing in government securities with an interest payment date of December 31, 2000 were made on January 2, 2001, and will appear in the January publication.

... No transactions.  
 (\*) Less than \$500,000.  
 Note: Details may not add to totals due to rounding.

**Table 8. Trust Fund Impact on Budget Results and Investment Holdings as of December 31, 2000**

[\$ millions]

Classification	This Month			Fiscal Year to Date			Securities held as Investments Current Fiscal Year		
	Receipts	Outlays	Excess	Receipts	Outlays	Excess	Beginning of		Close of This Month
							This Year	This Month	
<b>Trust receipts, outlays, and investments held:</b>									
Airport and airway .....	606	425	182	1,988	1,496	492	13,097	14,136	14,402
Black lung disability .....	7	34	-27	93	105	-13	.....	.....	.....
Federal disability insurance .....	5,541	5,619	-78	16,162	15,036	1,127	113,707	114,838	114,735
Federal employees life and health .....	.....	213	-213	.....	-270	270	28,362	28,857	28,621
Federal employees retirement .....	2,440	3,818	-1,378	5,564	11,549	-5,986	523,200	518,513	516,534
Federal hospital insurance .....	14,304	12,000	2,303	37,710	34,015	3,695	168,859	169,272	171,622
Federal old-age and survivors insurance .....	33,917	30,292	3,625	98,297	89,622	8,675	893,519	898,026	901,597
Federal supplementary medical insurance .....	7,285	9,004	-1,720	21,866	25,183	-3,317	45,075	44,346	42,846
Hazardous substance superfund .....	36	125	-89	706	364	342	4,126	3,953	4,010
Highways .....	1,533	7,299	-5,767	6,415	12,272	-5,857	31,023	30,859	24,545
Military advances .....	1,124	834	291	3,111	2,459	652	.....	.....	.....
Military retirement .....	878	2,760	-1,883	24,505	8,294	16,211	149,348	167,797	163,407
Railroad retirement .....	708	681	27	2,019	2,050	-31	24,823	24,990	25,001
Unemployment .....	307	1,996	-1,689	4,347	5,567	-1,220	86,399	86,897	85,267
Veterans life insurance .....	439	36	403	474	232	242	13,587	13,422	13,835
All other trust .....	203	485	-282	907	2,020	-1,113	14,088	14,235	14,156
<b>Total trust fund receipts and outlays and investments held from Table 6-D .....</b>	<b>69,328</b>	<b>75,622</b>	<b>-6,295</b>	<b>224,162</b>	<b>209,993</b>	<b>14,169</b>	<b>2,109,212</b>	<b>2,130,142</b>	<b>2,120,577</b>
Less: Interfund transactions .....	13,516	13,516	.....	63,080	63,080	.....			
Trust fund receipts and outlays on the basis of Tables 4 & 5 .....	55,812	62,107	-6,295	161,082	146,913	14,169			
<b>Total Federal fund receipts and outlays .....</b>	<b>144,699</b>	<b>105,738</b>	<b>38,961</b>	<b>300,249</b>	<b>316,763</b>	<b>-16,513</b>			
Less: Interfund transactions .....	22	22	.....	66	66	.....			
Federal fund receipts and outlays on the basis of Table 4 & 5 .....	144,677	105,716	38,961	300,184	316,697	-16,513			
<b>Net budget receipts &amp; outlays .....</b>	<b>200,489</b>	<b>167,823</b>	<b>32,666</b>	<b>461,265</b>	<b>463,610</b>	<b>-2,345</b>			

Note: Interfund receipts and outlays are transactions between Federal funds and trust funds such as Federal payments and contributions, and interest and profits on investments in Federal securities. They have no net effect on overall budget receipts and outlays since the receipts side

of such transactions is offset against budget outlays. In this table, Interfund receipts are shown as an adjustment to arrive at total receipts and outlays of trust funds respectively.

**Table 9. Summary of Receipts by Source, and Outlays by Function of the U.S. Government, December 2000 and Other Periods**

[\$ millions]

Classification	This Month	Fiscal Year To Date	Comparable Period Prior Fiscal Year
<b>NET RECEIPTS</b>			
Individual income taxes .....	83,485	219,943	215,517
Corporation income taxes .....	51,307	55,063	48,779
Social insurance and retirement receipts:			
Employment and general retirement .....	52,932	146,715	135,913
Unemployment insurance .....	260	4,200	4,183
Other retirement .....	367	1,183	1,216
Excise taxes .....	5,865	16,131	15,963
Estate and gift taxes .....	1,863	6,871	7,594
Customs duties .....	1,461	5,000	5,020
Miscellaneous receipts .....	2,949	6,160	9,421
<b>Total .....</b>	<b>200,489</b>	<b>461,265</b>	<b>443,606</b>
<b>NET OUTLAYS</b>			
National defense .....	29,176	75,099	77,925
International affairs .....	4,828	7,949	6,049
General science, space, and technology .....	1,868	5,320	5,038
Energy .....	182	-945	-478
Natural resources and environment .....	2,083	6,315	5,929
Agriculture .....	3,618	12,190	18,521
Commerce and housing credit .....	555	689	2,098
Transportation .....	4,035	12,985	12,111
Community and regional development .....	822	3,166	3,841
Education, training, employment and social services .....	6,122	16,198	14,830
Health .....	12,975	40,885	37,816
Medicare .....	19,152	53,658	51,489
Income security .....	23,882	59,317	59,570
Social security .....	35,072	103,814	98,094
Veterans benefits and services .....	5,520	11,386	12,773
Administration of justice .....	2,495	7,781	6,868
General government .....	1,205	3,578	3,750
Net interest .....	17,122	54,437	57,032
Undistributed offsetting receipts .....	-2,889	-10,211	-9,377
<b>Total .....</b>	<b>167,823</b>	<b>463,610</b>	<b>463,882</b>

Note: The semi-annual interest payments to trust funds investing in government securities with an interest payment date of December 31, 2000 were made on January 2, 2001, and will appear in the January publication.

... No transactions.

Note: Details may not add to totals due to rounding.

# Explanatory Notes

## 1. Flow of Data Into Monthly Treasury Statement

The *Monthly Treasury Statement (MTS)* is assembled from data in the central accounting system. The major sources of data include monthly accounting reports by Federal entities and disbursing officers, and daily reports from the Federal Reserve banks. These reports detail accounting transactions affecting receipts and outlays of the Federal Government and off-budget Federal entities, and their related effect on the assets and liabilities of the U.S. Government. Information is presented in the *MTS* on a modified cash basis.

## 2. Notes on Receipts

Receipts included in the report are classified into the following major categories: (1) budget receipts and (2) offsetting collections (also called applicable receipts). Budget receipts are collections from the public that result from the exercise of the Government's sovereign or governmental powers, excluding receipts offset against outlays. These collections, also called governmental receipts, consist mainly of tax receipts (including social insurance taxes), receipts from court fines, certain licenses, and deposits of earnings by the Federal Reserve System. Refunds of receipts are treated as deductions from gross receipts.

Offsetting collections are from other Government accounts or the public that are of a business-type or market-oriented nature. They are classified into two major categories: (1) offsetting collections credited to appropriations or fund accounts, and (2) offsetting receipts (i.e., amounts deposited in receipt accounts). Collections credited to appropriation or fund accounts normally can be used without appropriation action by Congress. These occur in two instances: (1) when authorized by law, amounts collected for materials or services are treated as reimbursements to appropriations and (2) in the three types of revolving funds (public enterprise, intragovernmental, and trust); collections are netted against spending, and outlays are reported as the net amount.

Offsetting receipts in receipt accounts cannot be used without being appropriated. They are subdivided into two categories: (1) proprietary receipts—these collections are from the public and they are offset against outlays by agency and by function, and (2) intragovernmental funds—these are payments into receipt accounts from Governmental appropriation or funds accounts. They finance operations within and between Government agencies and are credited with collections from other Government accounts. The transactions may be intrabudgetary when the payment and receipt both occur within the budget or from receipts from off-budget Federal entities in those cases where payment is made by a Federal entity whose budget authority and outlays are excluded from the budget totals.

Intrabudgetary transactions are subdivided into three categories: (1) interfund transactions, where the payments are from one fund group (either Federal funds or trust funds) to a receipt account in the other fund group; (2) Federal intrafund transactions, where the payments and receipts both occur within the Federal fund group; and (3) trust intrafund transactions, where the payments and receipts both occur within the trust fund group.

Offsetting receipts are generally deducted from budget authority and outlays by function, by subfunction, or by agency. There are four types of receipts, however, that are deducted from budget totals as undistributed offsetting receipts. They are: (1) agencies' payments (including payments by off-budget Federal entities) as employers into employees retirement funds, (2) interest received by trust funds, (3) rents and royalties on the Outer Continental Shelf lands, and (4) other interest (i.e., interest collected on Outer Continental Shelf money in deposit funds when such money is transferred into the budget).

## 3. Notes on Outlays

Outlays are generally accounted for on the basis of checks issued, electronic funds transferred, or cash payments made. Certain outlays do not require issuance of cash or checks. An example is charges made against appropriations for that part of employees' salaries withheld for taxes or savings bond allotments — these are counted as payments to the employee and credits for whatever purpose the money was withheld.

Outlays are stated net of offsetting collections (including receipts of revolving and management funds) and of refunds. Interest on the public debt (public issues) is recognized on the accrual basis. Federal credit programs subject to the Federal Credit Reform Act of 1990 use the cash basis of accounting and are divided into two components. The portion of the credit activities that involve a cost to the Government (mainly subsidies) is included within the budget program accounts. The remaining portion of the credit activities are in non-budget financing accounts. Outlays of off-budget Federal entities are excluded by law from budget totals. However, they are shown separately and combined with the on-budget outlays to display total Federal outlays.

## 4. Processing

The data on payments and collections are reported by account symbol into the central accounting system. In turn, the data are extracted from this system for use in the preparation of the *MTS*.

There are two major checks which are conducted to assure the consistency of the data reported:

1. Verification of payment data. The monthly payment activity reported by Federal entities on their Statements of Transactions is compared to the payment activity of Federal entities as reported by disbursing officers.
2. Verification of collection data. Reported collections appearing on Statements of Transactions are compared to deposits as reported by Federal Reserve banks.

## 5. Other Sources of Information About Federal Government Financial Activities

- *A Glossary of Terms Used in the Federal Budget Process, January 1993* (Available from the U.S. General Accounting Office, P.O. Box 6015, Gaithersburg, Md. 20877). This glossary provides a basic reference document of standardized definitions of terms used by the Federal Government in the budgetmaking process.

- *Daily Treasury Statement* (Available from GPO, Washington, D.C. 20402, on a subscription basis only and on the Internet at <http://www.fms.treas.gov/>). The *Daily Treasury Statement* is published each working day of the Federal Government and provides data on the cash and debt operations of the Treasury.

- *Monthly Statement of the Public Debt of the United States* (Available from GPO, Washington, D.C. 20402 on a subscription basis only and on the Internet at <http://www.publicdebt.treas.gov/opd/opd.htm>). This publication provides detailed information concerning the public debt.

- *Treasury Bulletin* (Available from GPO, Washington, D.C. 20402, by subscription or single copy and on the Internet at <http://www.fms.treas.gov/>). Quarterly. Contains a mix of narrative, tables, and charts on Treasury issues, Federal financial operations, international statistics, and special reports.

- *Budget of the United States Government, Fiscal Year 20* — (Available from GPO, Washington, D.C. 20402 and on the Internet at <http://access.gpo.gov/>). This publication is a single volume which provides budget information and contains:

- Budget of the United States Government, FY 20* —
- Appendix, The Budget of the United States Government, FY 20* —
- Analytical Perspectives*
- Historical Tables*
- Citizens Guide to the Federal Budget*

- *United States Government Annual Report and Appendix* (Available from Financial Management Service, U.S. Department of the Treasury, Washington, D.C. 20227). This annual report represents budgetary results at the summary level. The appendix presents the individual receipt and appropriation accounts at the detail level.

**Scheduled Release**

**The release date for the January 2001 Statement  
will be 2:00 pm EST February 21, 2001.**

For sale by the Superintendent of Documents, U.S. Government Printing  
Office, Washington, D.C. 20402 (202) 512-1800. The subscription price is  
\$38.00 per year (domestic), \$47.00 per year (foreign).  
No single copies are sold.

The Monthly Treasury Statement is now available on the Department of Commerce's Economic Bulletin Board.  
For information call (202) 482-1986.

Internet service subscribers can access the current issue of the Monthly Treasury Statement through the  
Financial Management Service's home page:

<http://www.fms.treas.gov/>