



# Monthly Treasury Statement

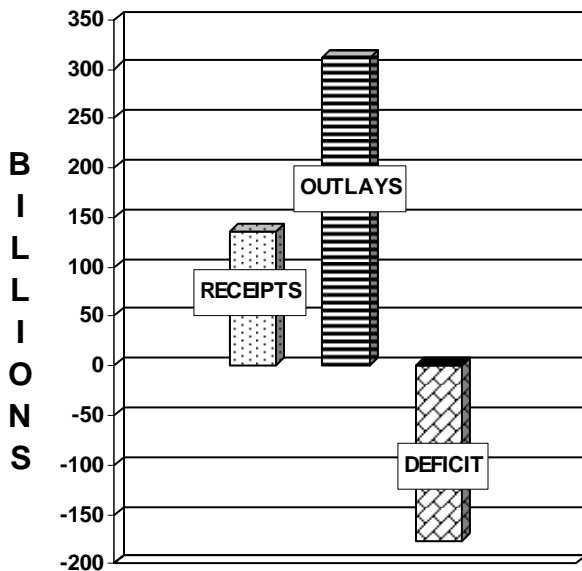
of Receipts and Outlays  
of the United States Government

For Fiscal Year 2010 Through **October 31, 2009**, and Other Periods

## Highlight

The Interest on Treasury debt securities is \$22.8 billion, which is 7 percent of the total current month Federal Outlays.

RECEIPTS, OUTLAYS, AND SURPLUS/DEFICIT  
THROUGH OCTOBER 2009



## Contents

Summary, page 2
Receipts, page 6
Outlays, page 7
Means of financing, page 20
Receipts/outlays by month, page 28
Federal trust funds/securities, page 30
Receipts by source/outlays by function, page 30
Explanatory notes, page 31

Compiled and Published by

*Department of the Treasury*  
**Financial Management Service**



# Introduction

The *Monthly Treasury Statement of Receipts and Outlays of the United States Government (MTS)* is prepared by the Financial Management Service, Department of the Treasury, and after approval by the Fiscal Assistant Secretary of the Treasury; is normally released on the 8th workday of the month following the reporting month. The publication is based on data provided by Federal entities, disbursing officers, and Federal Reserve banks.

## AUDIENCE

The *MTS* is published to meet the needs of those responsible for or interested in the cash position of the Treasury, those who are responsible or interested in the Government's budget results; and individuals and businesses whose operations depend upon or are related to the Government's financial operations.

## DISCLOSURE STATEMENT

This statement summarizes the financial activities of the Federal Government and off-budget Federal entities conducted in accordance with the Budget of the U.S. Government, i.e., receipts and outlays of funds, the surplus or deficit, and the means of financing the deficit or disposing of the surplus. Information is presented on a modified cash basis; receipts are accounted for on the basis of collections; refunds of receipts are treated as deductions from gross receipts; revolving and

management fund receipts, reimbursements and refunds of monies previously expended are treated as deductions from gross outlays; and interest on the public debt (public issues) is recognized on the accrual basis. Major information sources include accounting data reported by Federal entities, disbursing officers, and Federal Reserve banks.

## TRIAD OF PUBLICATIONS

The *MTS* is part of a triad of Treasury financial reports. The *Daily Treasury Statement* is published each working day of the Federal Government. It provides data on the cash and debt operations of the Treasury based upon reporting of the Treasury account balances by Federal Reserve banks. The *MTS* is a report of Government receipts and outlays, based on agency reporting. The *Combined Statement of Receipts, Outlays, and Balances of the United States Government* is the official publication of the detailed receipts and outlays of the Government. It is published annually in accordance with legislative mandates given to the Secretary of the Treasury.

## DATA SOURCES AND INFORMATION

The Explanatory Notes section of this publication provides information concerning the flow of data into the *MTS* and sources of information relevant to the *MTS*.

**Table 1. Summary of Receipts, Outlays, and the Deficit/Surplus of the U.S. Government, Fiscal Years 2009 and 2010, by Month**

Period	[\$ millions]		
	Receipts	Outlays	Deficit/Surplus (-)
<b>FY 2009</b>			
October.....	164,847	320,378	155,531
November.....	144,782	269,983	125,201
December.....	237,811	289,565	51,754
January.....	226,109	289,567	63,457
February.....	87,328	281,187	193,859
March.....	128,957	320,545	191,589
April.....	266,232	287,139	20,907
May.....	117,241	306,892	189,651
June.....	215,364	309,696	94,332
July.....	151,503	332,183	180,680
August.....	145,538	249,093	103,555
September.....	218,902	<sup>1,2</sup> 265,472	46,570
Year-to-Date.....	<b>2,104,614</b>	<b>3,521,699</b>	<b>1,417,085</b>
<b>FY 2010</b>			
October.....	135,328	311,692	176,364
Year-to-Date.....	<b>135,328</b>	<b>311,692</b>	<b>176,364</b>

<sup>1</sup>Outlays have been decreased by \$33 million and \$3 million to reflect additional reporting by the Department of Homeland Security and the Department of Housing and Urban Development, respectively.

<sup>2</sup>Outlays have been increased by \$1 million for the month of September 2009 to reflect additional reporting by Selective Service System.  
Note: Details may not add to totals due to rounding.

**Table 2. Summary of Budget and Off-Budget Results and Financing of the U.S. Government, October 2009 and Other Periods**

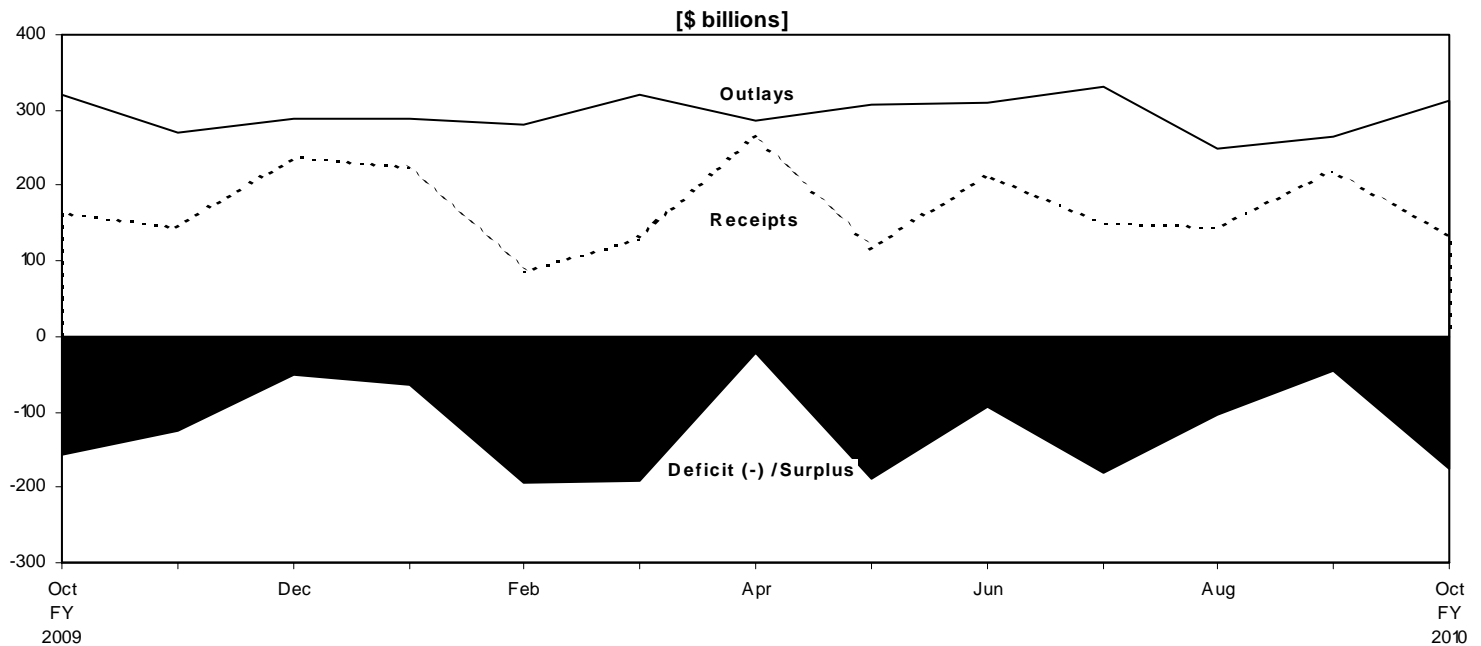
Classification	[\$ millions]				
	This Month	Current Fiscal Year to Date	Budget Estimates Full Fiscal Year <sup>1</sup>	Prior Fiscal Year to Date (2009)	Budget Estimates Fiscal Year (2010) <sup>1</sup>
<b>Total On-Budget and Off-Budget Results:</b>					
Total Receipts.....	135,328	135,328	2,073,735	164,847	2,264,362
On-Budget Receipts.....	88,690	88,690	1,420,995	117,998	1,603,024
Off-Budget Receipts.....	46,638	46,638	652,740	46,849	661,338
Total Outlays.....	311,692	311,692	3,653,290	320,378	3,766,012
On-Budget Outlays.....	258,667	258,667	3,133,440	272,921	3,214,586
Off-Budget Outlays.....	53,025	53,025	519,850	47,457	551,426
Total Surplus (+) or Deficit (-).....	-176,364	-176,364	-1,579,555	-155,531	-1,501,650
On-Budget Surplus (+) or Deficit (-).....	-169,977	-169,977	-1,712,445	-154,923	-1,611,562
Off-Budget Surplus (+) or Deficit (-).....	-6,387	-6,387	+132,890	-608	+109,912
Total On-Budget and Off-Budget Financing.....	176,364	176,364	1,579,555	155,531	1,501,650
<b>Means of Financing:</b>					
Borrowing from the Public.....	-60,681	-60,681	2,052,869	494,505	1,719,063
Reduction of Operating Cash, Increase (-).....	238,549	238,549	101,608	-243,350	.....
By Other Means.....	-1,504	-1,504	-574,923	-95,624	-217,413

<sup>1</sup>These estimates are based on the *FY 2010 Mid-Session Review*, released by the Office of Management and Budget on August 25, 2009.

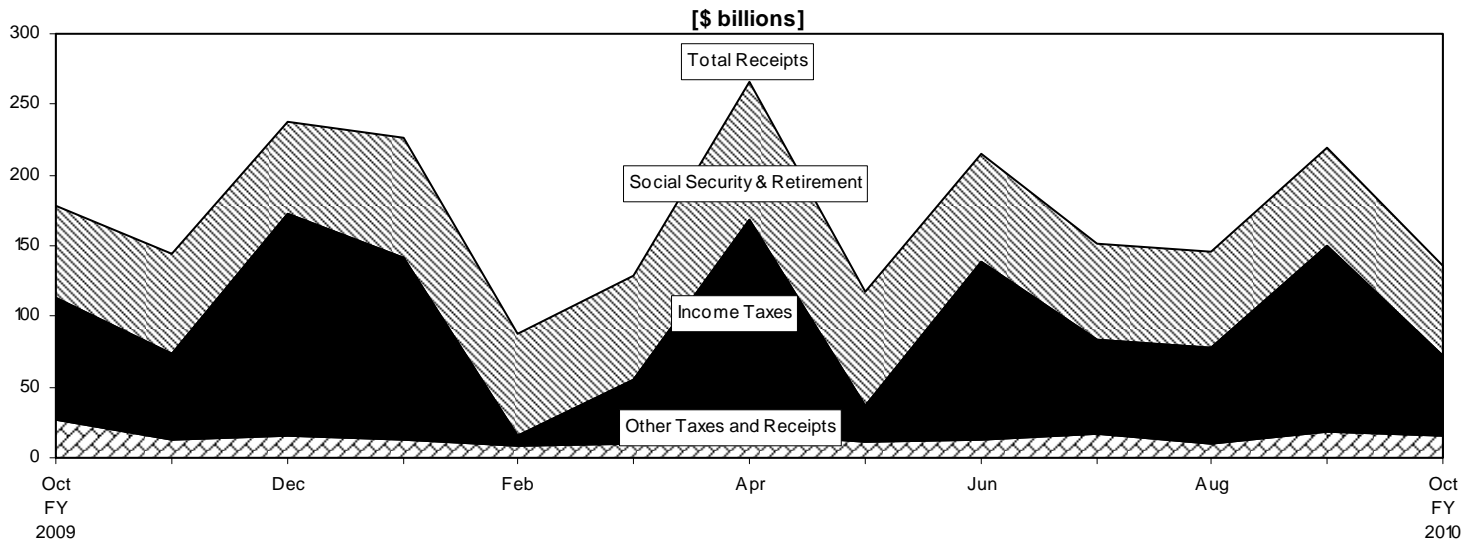
... No Transactions

Note: Details may not add to totals due to rounding.

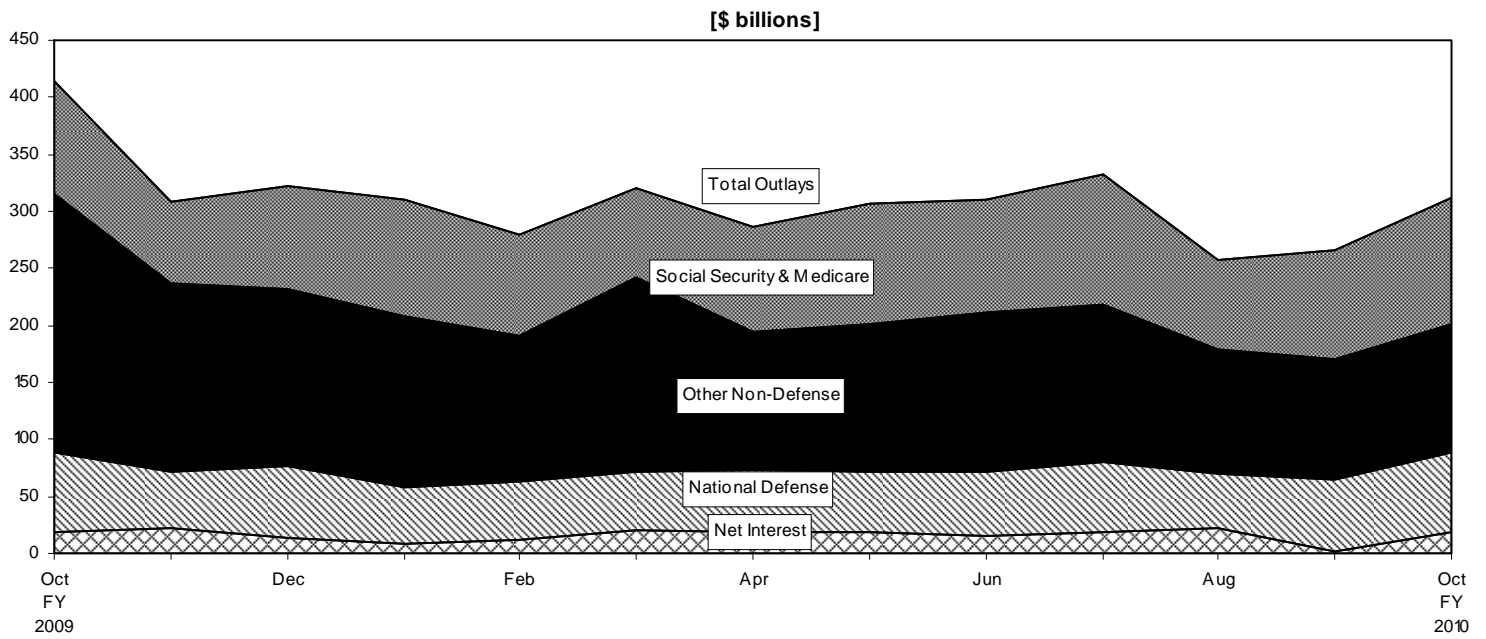
**Figure 1. Monthly Receipts, Outlays, and Budget Deficit/Surplus of the U.S. Government, Fiscal Years 2009 and 2010**



**Figure 2. Monthly Receipts of the U.S. Government, by Source, Fiscal Years 2009 and 2010**



**Figure 3. Monthly Outlays of the U.S. Government, by Function, Fiscal Years 2009 and 2010**



**Table 3. Summary of Receipts and Outlays of the U.S. Government, October 2009 and Other Periods**

Classification	[\$ millions]			
	This Month	Current Fiscal Year to Date	Comparable Prior Period Year to Date	Budget Estimates Full Fiscal Year <sup>1</sup>
<b>Budget Receipts</b>				
Individual Income Taxes .....	61,248	61,248	86,323	903,525
Corporation Income Taxes.....	-4,505	-4,505	81	121,233
Social Insurance and Retirement Receipts:				
Employment and General Retirement (Off-Budget) .....	46,638	46,638	46,849	652,740
Employment and General Retirement (On-Budget) .....	14,914	14,914	15,455	194,470
Unemployment Insurance .....	1,346	1,346	2,007	39,511
Other Retirement .....	390	390	394	4,461
Excise Taxes .....	4,347	4,347	3,911	65,280
Estate and Gift Taxes .....	1,556	1,556	2,097	26,341
Customs Duties .....	2,159	2,159	2,633	22,552
Miscellaneous Receipts .....	7,236	7,236	5,097	43,622
<b>Total Receipts .....</b>	<b>135,328</b>	<b>135,328</b>	<b>164,847</b>	<b>2,073,735</b>
(On-Budget).....	88,690	88,690	117,998	1,420,995
(Off-Budget).....	46,638	46,638	46,849	652,740
<b>Budget Outlays</b>				
Legislative Branch .....	363	363	378	4,890
Judicial Branch .....	695	695	706	6,810
Department of Agriculture.....	15,246	15,246	14,704	120,837
Department of Commerce.....	810	810	748	11,774
Department of Defense-Military .....	67,756	67,756	66,078	641,158
Department of Education .....	7,588	7,588	5,609	49,486
Department of Energy.....	2,375	2,375	2,190	27,166
Department of Health and Human Services.....	85,902	85,902	76,469	813,896
Department of Homeland Security.....	4,114	4,114	25,060	49,915
Department of Housing and Urban Development .....	3,954	3,954	3,884	62,775
Department of the Interior .....	1,020	1,020	889	11,701
Department of Justice.....	1,642	1,642	2,292	29,075
Department of Labor.....	11,759	11,759	6,492	138,708
Department of State.....	1,535	1,535	2,372	21,317
Department of Transportation.....	7,577	7,577	6,606	80,496
Department of the Treasury:				
Interest on Treasury Debt Securities (Gross).....	22,832	22,832	18,984	394,433
Other .....	2,678	2,678	35,082	407,119
Department of Veterans Affairs.....	13,264	13,264	11,568	96,438
Corps of Engineers.....	661	661	634	12,632
Other Defense Civil Programs .....	3,489	3,489	43,922	48,494
Environmental Protection Agency.....	806	806	645	8,421
Executive Office of the President.....	51	51	82	755
General Services Administration.....	78	78	20	1,423
International Assistance Program .....	2,373	2,373	2,344	15,140
National Aeronautics and Space Administration .....	1,071	1,071	1,483	19,358
National Science Foundation .....	529	529	477	6,687
Office of Personnel Management .....	6,346	6,346	6,008	68,256
Small Business Administration.....	96	96	82	2,304
Social Security Administration .....	65,202	65,202	59,153	727,364
Other Independent Agencies .....	3,598	3,598	6,380	50,598
Allowances .....	.....	.....	.....	1,788
Undistributed Offsetting Receipts:				
Interest.....	-3,202	-3,202	-1,906	-186,439
Other .....	-20,515	-20,515	-19,058	-91,485
<b>Total Outlays .....</b>	<b>311,692</b>	<b>311,692</b>	<b>320,378</b>	<b>3,653,290</b>
(On-Budget).....	258,667	258,667	272,921	3,133,440
(Off-Budget).....	53,025	53,025	47,457	519,850
<b>Surplus (+) or Deficit (-).....</b>	<b>-176,364</b>	<b>-176,364</b>	<b>-155,531</b>	<b>-1,579,555</b>
(On-Budget).....	-169,977	-169,977	-154,923	-1,712,445
(Off-Budget).....	-6,387	-6,387	-608	+132,890

<sup>1</sup>These estimates are based on the *FY 2010 Mid-Session Review*, released by the Office of Management and Budget on August 25, 2009.

<sup>2</sup>Outlays have been decreased by \$33 million for the month of September 2009 to reflect additional reporting by the Department of Homeland Security.

<sup>3</sup>Outlays have been decreased by \$3 million for the month of September 2009 to reflect additional reporting by the Department of Housing and Urban Development.

<sup>4</sup>Outlays have been increased by \$1 million for the month of September 2009 to reflect additional reporting by Selective Service System.

... No Transactions

Note: Details may not add to totals due to rounding.

**Table 4. Receipts of the U.S. Government, October 2009 and Other Periods**

Classification	[\$ millions]								
	This Month			Current Fiscal Year to Date			Prior Fiscal Year to Date		
	Gross Receipts	Refunds (Deduct)	Receipts	Gross Receipts	Refunds (Deduct)	Receipts	Gross Receipts	Refunds (Deduct)	Receipts
<b>Individual Income Taxes:</b>									
Withheld.....	62,238			62,238			79,525		
Presidential Election Campaign Fund.....	1			1			1		
Other.....	12,175			12,175			14,553		
<b>Total--Individual Income Taxes.....</b>	<b>74,414</b>	<b>13,166</b>	<b>61,248</b>	<b>74,414</b>	<b>13,166</b>	<b>61,248</b>	<b>94,079</b>	<b>7,756</b>	<b>86,323</b>
<b>Corporation Income Taxes.....</b>	<b>7,819</b>	<b>12,324</b>	<b>-4,505</b>	<b>7,819</b>	<b>12,324</b>	<b>-4,505</b>	<b>9,926</b>	<b>9,845</b>	<b>81</b>
<b>Social Insurance and Retirement Receipts:</b>									
Employment and General Retirement:									
Federal Old-Age and Survivors Ins. Trust Fund:									
Federal Insurance Contributions Act Taxes.....	39,656		39,656	39,656		39,656	39,834		39,834
Self-Employment Contributions Act Taxes.....	212		212	212		212	215		215
<b>Total--FOASI Trust Fund.....</b>	<b>39,868</b>		<b>39,868</b>	<b>39,868</b>		<b>39,868</b>	<b>40,049</b>		<b>40,049</b>
Federal Disability Insurance Trust Fund:									
Federal Insurance Contributions Act Taxes.....	6,734		6,734	6,734		6,734	6,764		6,764
Self-Employment Contributions Act Taxes.....	36		36	36		36	36		36
<b>Total--FDI Trust Fund.....</b>	<b>6,770</b>		<b>6,770</b>	<b>6,770</b>		<b>6,770</b>	<b>6,800</b>		<b>6,800</b>
Federal Hospital Insurance Trust Fund:									
Federal Insurance Contributions Act Taxes.....	14,480		14,480	14,480		14,480	14,975		14,975
Self-Employment Contributions Act Taxes.....	89		89	89		89	92		92
<b>Total--FHI Trust Fund.....</b>	<b>14,569</b>		<b>14,569</b>	<b>14,569</b>		<b>14,569</b>	<b>15,067</b>		<b>15,067</b>
Railroad Retirement :									
Rail Pension and Supplemental Annuity.....	163	(**)	163	163	(**)	163	191		191
Social Security Equivalent Account.....	182	(**)	182	182	(**)	182	197		197
<b>Total--Employment and General Retirement.....</b>	<b>61,552</b>	<b>(**)</b>	<b>61,552</b>	<b>61,552</b>	<b>(**)</b>	<b>61,552</b>	<b>62,304</b>		<b>62,304</b>
Unemployment Insurance:									
Deposits by States.....	1,092		1,092	1,092		1,092	1,333		1,333
Federal Unemployment Tax Act Taxes.....	243	5	238	243	5	238	658	6	652
Railroad Unemployment Taxes.....	16		16	16		16	23		23
<b>Total--Unemployment Insurance.....</b>	<b>1,351</b>	<b>5</b>	<b>1,346</b>	<b>1,351</b>	<b>5</b>	<b>1,346</b>	<b>2,014</b>	<b>6</b>	<b>2,007</b>
Other Retirement:									
Federal Employees Retirement - Employee Share.....	387		387	387		387	391		391
Non-Federal Employees Retirement.....	3		3	3		3	3		3
<b>Total--Other Retirement.....</b>	<b>390</b>		<b>390</b>	<b>390</b>		<b>390</b>	<b>394</b>		<b>394</b>
<b>Total--Social Insurance and Retirement Receipts.....</b>	<b>63,293</b>	<b>5</b>	<b>63,288</b>	<b>63,293</b>	<b>5</b>	<b>63,288</b>	<b>64,712</b>	<b>6</b>	<b>64,706</b>
<b>Excise Taxes:</b>									
Miscellaneous Excise Taxes.....	3,639	77	3,562	3,639	77	3,562	2,782	63	2,720
Airport and Airway Trust Fund.....	178		178	178		178	265		265
Highway Trust Fund.....	597		597	597		597	912		912
Black Lung Disability Trust Fund.....	10		10	10		10	14		14
<b>Total--Excise Taxes.....</b>	<b>4,424</b>	<b>77</b>	<b>4,347</b>	<b>4,424</b>	<b>77</b>	<b>4,347</b>	<b>3,973</b>	<b>63</b>	<b>3,911</b>
<b>Estate and Gift Taxes.....</b>	<b>1,659</b>	<b>103</b>	<b>1,556</b>	<b>1,659</b>	<b>103</b>	<b>1,556</b>	<b>2,181</b>	<b>85</b>	<b>2,097</b>
<b>Customs Duties.....</b>	<b>2,230</b>	<b>71</b>	<b>2,159</b>	<b>2,230</b>	<b>71</b>	<b>2,159</b>	<b>2,727</b>	<b>94</b>	<b>2,633</b>
<b>Miscellaneous Receipts:</b>									
Deposits of Earnings by Federal Reserve Banks.....	5,665		5,665	5,665		5,665	3,607		3,607
Universal Service Fund.....	728		728	728		728	774		774
All Other.....	848	4	844	848	4	844	719	4	715
<b>Total -- Miscellaneous Receipts.....</b>	<b>7,240</b>	<b>4</b>	<b>7,236</b>	<b>7,240</b>	<b>4</b>	<b>7,236</b>	<b>5,101</b>	<b>4</b>	<b>5,097</b>
<b>Total -- Receipts.....</b>	<b>161,080</b>	<b>25,752</b>	<b>135,328</b>	<b>161,080</b>	<b>25,752</b>	<b>135,328</b>	<b>182,699</b>	<b>17,853</b>	<b>164,847</b>
<b>Total -- On-Budget.....</b>	<b>114,442</b>	<b>25,752</b>	<b>88,690</b>	<b>114,442</b>	<b>25,752</b>	<b>88,690</b>	<b>135,850</b>	<b>17,853</b>	<b>117,998</b>
<b>Total -- Off-Budget.....</b>	<b>46,638</b>		<b>46,638</b>	<b>46,638</b>		<b>46,638</b>	<b>46,849</b>		<b>46,849</b>

... No Transactions

Note: Details may not add to totals due to rounding.

(\*\*) Less than \$500,000

**Table 5. Outlays of the U.S. Government, October 2009 and Other Periods**

Classification	[\$ millions]								
	This Month			Current Fiscal Year to Date			Prior Fiscal Year to Date		
	Gross Outlays	Applicable Receipts	Outlays	Gross Outlays	Applicable Receipts	Outlays	Gross Outlays	Applicable Receipts	Outlays
<b>Legislative Branch:</b>									
Senate .....	81	(**)	81	81	(**)	81	80	(**)	80
House of Representatives.....	119	(**)	119	119	(**)	119	105	(**)	105
Joint Items .....	1	.....	1	1	.....	1	5	.....	5
Capitol Police.....	25	.....	25	25	.....	25	23	.....	23
Congressional Budget Office.....	3	.....	3	3	.....	3	3	.....	3
Architect of the Capitol.....	40	(**)	40	40	(**)	40	40	(**)	39
Library of Congress .....	47	1	46	47	1	46	46	1	44
Government Printing Office.....	2	.....	2	2	.....	2	37	.....	37
Government Accountability Office.....	40	.....	40	40	.....	40	36	.....	36
United States Tax Court.....	4	.....	4	4	.....	4	4	.....	4
Other Legislative Branch Agencies.....	16	.....	16	16	.....	16	8	.....	8
Proprietary Receipts from the Public.....	.....	1	-1	.....	1	-1	.....	1	-1
Intrabudgetary Transactions .....	-12	.....	-12	-12	.....	-12	-5	.....	-5
<b>Total--Legislative Branch.....</b>	<b>366</b>	<b>3</b>	<b>363</b>	<b>366</b>	<b>3</b>	<b>363</b>	<b>382</b>	<b>4</b>	<b>378</b>
<b>Judicial Branch:</b>									
Supreme Court of the United States .....	11	.....	11	11	.....	11	9	.....	9
Courts of Appeals, District Courts, and Other									
Judicial Services.....	695	.....	695	695	.....	695	700	.....	700
Other .....	3	.....	3	3	.....	3	8	.....	8
Proprietary Receipts from the Public.....	.....	14	-14	.....	14	-14	.....	10	-10
Intrabudgetary Transactions .....	(**)	.....	(**)	(**)	.....	(**)	-2	.....	-2
<b>Total--Judicial Branch.....</b>	<b>708</b>	<b>14</b>	<b>695</b>	<b>708</b>	<b>14</b>	<b>695</b>	<b>716</b>	<b>10</b>	<b>706</b>
<b>Department of Agriculture:</b>									
Agricultural Research Service.....	104	.....	104	104	.....	104	91	.....	91
National Institute of Food and Agriculture:									
Research and Education Activities.....	38	.....	38	38	.....	38	54	.....	54
Extension Activities.....	26	.....	26	26	.....	26	31	.....	31
Other .....	4	.....	4	4	.....	4	5	.....	5
Animal and Plant Health Inspection Service .....	85	.....	85	85	.....	85	85	.....	85
Food Safety and Inspection Service .....	73	.....	73	73	.....	73	74	.....	74
Agricultural Marketing Service .....	164	.....	164	164	.....	164	234	.....	234
Risk Management Agency:									
Administrative and Operating Expenses.....	6	.....	6	6	.....	6	6	.....	6
Federal Crop Insurance Corporation Fund.....	615	39	576	615	39	576	659	384	275
Farm Service Agency:									
Salaries and Expenses.....	114	.....	114	114	.....	114	109	.....	109
Agricultural Disaster Relief Fund.....	20	.....	20	20	.....	20	.....	.....	.....
Commodity Credit Corporation .....	6,333	402	5,931	6,333	402	5,931	7,086	639	6,447
Tobacco Trust Fund.....	3	.....	3	3	.....	3	191	.....	191
Agricultural Credit Insurance Fund.....	18	19	-1	18	19	-1	10	20	-10
Other .....	6	.....	6	6	.....	6	36	.....	36
<b>Total--Farm Service Agency.....</b>	<b>6,494</b>	<b>421</b>	<b>6,073</b>	<b>6,494</b>	<b>421</b>	<b>6,073</b>	<b>7,432</b>	<b>659</b>	<b>6,773</b>
Natural Resources Conservation Service:									
Conservation Operations .....	66	.....	66	66	.....	66	66	.....	66
Farm Security and Rural Investment Programs.....	95	.....	95	95	.....	95	82	.....	82
Other .....	24	.....	24	24	.....	24	23	.....	23
Rural Development .....	51	.....	51	51	.....	51	-146	.....	-146
Rural Housing Service:									
Rural Housing Insurance Fund.....	45	61	-16	45	61	-16	222	70	151
Rental Assistance Program .....	85	.....	85	85	.....	85	81	.....	81
Other .....	21	.....	21	21	.....	21	17	.....	17
Rural Utilities Service:									
Rural Electrification and Telecommunications Fund .....	1	427	-426	1	427	-426	1	114	-114
Other .....	63	14	49	63	14	49	62	16	45
Foreign Agricultural Service.....	70	.....	70	70	.....	70	166	.....	166
Food and Nutrition Service:									
Food Stamp Program .....	5,575	.....	5,575	5,575	.....	5,575	4,149	.....	4,149
Child Nutrition Programs.....	1,367	.....	1,367	1,367	.....	1,367	1,413	.....	1,413
Special Supplemental Nutrition Program for									
Women, Infants, and Children (WIC) .....	545	.....	545	545	.....	545	574	.....	574
Other .....	24	.....	24	24	.....	24	78	.....	78
<b>Total--Food and Nutrition Service.....</b>	<b>7,511</b>	<b>.....</b>	<b>7,511</b>	<b>7,511</b>	<b>.....</b>	<b>7,511</b>	<b>6,214</b>	<b>.....</b>	<b>6,214</b>
Forest Service:									
National Forest System.....	160	.....	160	160	.....	160	146	.....	146
Capital Improvement and Maintenance .....	53	.....	53	53	.....	53	41	.....	41
Wildland Fire Management.....	203	.....	203	203	.....	203	314	.....	314
Forest Service Permanent Appropriations .....	17	.....	17	17	.....	17	-14	.....	-14
Other .....	84	.....	84	84	.....	84	63	.....	63
<b>Total--Forest Service.....</b>	<b>517</b>	<b>.....</b>	<b>517</b>	<b>517</b>	<b>.....</b>	<b>517</b>	<b>551</b>	<b>.....</b>	<b>551</b>
Other .....	78	4	75	78	4	75	117	5	112
Proprietary Receipts from the Public.....	.....	21	-21	.....	21	-21	.....	27	-27
Intrabudgetary Transactions .....	-1	.....	-1	-1	.....	-1	-146	.....	-146
<b>Total--Department of Agriculture.....</b>	<b>16,233</b>	<b>986</b>	<b>15,246</b>	<b>16,233</b>	<b>986</b>	<b>15,246</b>	<b>15,979</b>	<b>1,276</b>	<b>14,704</b>

**Table 5. Outlays of the U.S. Government, October 2009 and Other Periods - Continued**

Classification	[\$ millions]								
	This Month			Current Fiscal Year to Date			Prior Fiscal Year to Date		
	Gross Outlays	Applicable Receipts	Outlays	Gross Outlays	Applicable Receipts	Outlays	Gross Outlays	Applicable Receipts	Outlays
<b>Department of Commerce:</b>									
Economic Development Administration .....	26	(**)	26	26	(**)	26	25	(**)	25
Bureau of the Census .....	212	.....	212	212	.....	212	100	.....	100
International Trade Administration .....	38	.....	38	38	.....	38	21	.....	21
National Oceanic and Atmospheric Administration .....	410	(**)	409	410	(**)	409	416	(**)	416
National Institute of Standards and Technology.....	65	.....	65	65	.....	65	67	.....	67
National Telecommunication and Information Administration.....	21	.....	21	21	.....	21	97	.....	97
Other .....	-1	4	-6	-1	4	-6	21	2	19
Proprietary Receipts from the Public.....	.....	-6	6	.....	-6	6	.....	-11	11
Intrabudgetary Transactions .....	38	.....	38	38	.....	38	-7	.....	-7
<b>Total--Department of Commerce .....</b>	<b>808</b>	<b>-2</b>	<b>810</b>	<b>808</b>	<b>-2</b>	<b>810</b>	<b>740</b>	<b>-9</b>	<b>748</b>
<b>Department of Defense--Military:</b>									
<b>Military Personnel:</b>									
Department of the Army.....	12,523	.....	12,523	12,523	.....	12,523	11,968	.....	11,968
Department of the Navy.....	7,754	.....	7,754	7,754	.....	7,754	7,540	.....	7,540
Department of the Air Force.....	6,001	.....	6,001	6,001	.....	6,001	5,741	.....	5,741
Defense Agencies.....	4,516	.....	4,516	4,516	.....	4,516	3,745	.....	3,745
<b>Total--Military Personnel .....</b>	<b>30,794</b>	<b>.....</b>	<b>30,794</b>	<b>30,794</b>	<b>.....</b>	<b>30,794</b>	<b>28,995</b>	<b>.....</b>	<b>28,995</b>
<b>Operation and Maintenance:</b>									
Department of the Army.....	7,141	.....	7,141	7,141	.....	7,141	6,580	.....	6,580
Department of the Navy.....	4,510	.....	4,510	4,510	.....	4,510	4,732	.....	4,732
Department of the Air Force.....	4,010	.....	4,010	4,010	.....	4,010	4,505	.....	4,505
Defense Agencies.....	4,557	.....	4,557	4,557	.....	4,557	4,164	.....	4,164
<b>Total--Operation and Maintenance .....</b>	<b>20,218</b>	<b>.....</b>	<b>20,218</b>	<b>20,218</b>	<b>.....</b>	<b>20,218</b>	<b>19,981</b>	<b>.....</b>	<b>19,981</b>
<b>International Reconstruction and Other Assistance:</b>									
Department of the Army.....	2	.....	2	2	.....	2	2	.....	2
<b>Procurement:</b>									
Department of the Army.....	3,473	.....	3,473	3,473	.....	3,473	4,122	.....	4,122
Department of the Navy.....	3,153	.....	3,153	3,153	.....	3,153	2,839	.....	2,839
Department of the Air Force.....	1,647	.....	1,647	1,647	.....	1,647	1,933	.....	1,933
Defense Agencies.....	483	.....	483	483	.....	483	509	.....	509
<b>Total--Procurement .....</b>	<b>8,755</b>	<b>.....</b>	<b>8,755</b>	<b>8,755</b>	<b>.....</b>	<b>8,755</b>	<b>9,403</b>	<b>.....</b>	<b>9,403</b>
<b>Research, Development, Test, and Evaluation:</b>									
Department of the Army.....	854	.....	854	854	.....	854	1,104	.....	1,104
Department of the Navy.....	1,208	.....	1,208	1,208	.....	1,208	1,220	.....	1,220
Department of the Air Force.....	1,791	.....	1,791	1,791	.....	1,791	1,945	.....	1,945
Defense Agencies.....	1,543	.....	1,543	1,543	.....	1,543	1,523	.....	1,523
<b>Total--Research, Development, Test, and Evaluation .....</b>	<b>5,396</b>	<b>.....</b>	<b>5,396</b>	<b>5,396</b>	<b>.....</b>	<b>5,396</b>	<b>5,791</b>	<b>.....</b>	<b>5,791</b>
<b>Military Construction:</b>									
Department of the Army.....	541	.....	541	541	.....	541	386	.....	386
Department of the Navy.....	253	.....	253	253	.....	253	92	.....	92
Department of the Air Force.....	95	.....	95	95	.....	95	116	.....	116
Defense Agencies.....	593	.....	593	593	.....	593	572	.....	572
<b>Total--Military Construction .....</b>	<b>1,483</b>	<b>.....</b>	<b>1,483</b>	<b>1,483</b>	<b>.....</b>	<b>1,483</b>	<b>1,166</b>	<b>.....</b>	<b>1,166</b>
<b>Family Housing:</b>									
Department of the Army.....	60	.....	60	60	.....	60	51	.....	51
Department of the Navy.....	36	.....	36	36	.....	36	46	.....	46
Department of the Air Force.....	74	.....	74	74	.....	74	98	.....	98
Defense Agencies.....	23	.....	23	23	.....	23	2	.....	2
<b>Revolving and Management Funds:</b>									
Department of the Navy.....	90	.....	90	90	.....	90	142	.....	142
<b>Defense Agencies:</b>									
Working Capital Fund .....	1,257	.....	1,257	1,257	.....	1,257	887	.....	887
Other.....	37	.....	37	37	.....	37	67	.....	67
Allowances .....	5	.....	5	5	.....	5	-9	.....	-9
<b>Trust Funds:</b>									
Department of the Army.....	1	.....	1	1	.....	1	1	.....	1
Department of the Navy.....	-5	.....	-5	-5	.....	-5	3	.....	3
Department of the Air Force.....	(**)	(**)	(**)	(**)	(**)	(**)	4	(**)	3
Defense Agencies.....	30	.....	30	30	.....	30	2	.....	2
<b>Proprietary Receipts from the Public:</b>									
Department of the Army.....	.....	447	-447	.....	447	-447	.....	376	-376
Department of the Navy.....	.....	10	-10	.....	10	-10	.....	204	-204
Department of the Air Force.....	.....	-21	21	.....	-21	21	.....	46	-46
Defense Agencies.....	.....	144	-144	.....	144	-144	.....	14	-14
<b>Intrabudgetary Transactions:</b>									
Department of the Army.....	88	.....	88	88	.....	88	162	.....	162
Department of the Navy.....	49	.....	49	49	.....	49	-4	.....	-4
Department of the Air Force.....	4	.....	4	4	.....	4	19	.....	19
Defense Agencies.....	-60	.....	-60	-60	.....	-60	-88	.....	-88
<b>Offsetting Governmental Receipts:</b>									
Department of the Army.....	.....	(**)	(**)	.....	(**)	(**)	.....	2	-2
Defense Agencies.....	.....	(**)	(**)	.....	(**)	(**)	.....	(**)	(**)
<b>Total--Department of Defense--Military .....</b>	<b>68,336</b>	<b>580</b>	<b>67,756</b>	<b>68,336</b>	<b>580</b>	<b>67,756</b>	<b>66,721</b>	<b>643</b>	<b>66,078</b>



**Table 5. Outlays of the U.S. Government, October 2009 and Other Periods - Continued**

Classification	[\$ millions]								
	This Month			Current Fiscal Year to Date			Prior Fiscal Year to Date		
	Gross Outlays	Applicable Receipts	Outlays	Gross Outlays	Applicable Receipts	Outlays	Gross Outlays	Applicable Receipts	Outlays
<b>Department of Education:</b>									
Office of Elementary and Secondary Education:									
Education for the Disadvantaged.....	1,283	.....	1,283	1,283	.....	1,283	983	.....	983
Impact Aid.....	96	.....	96	96	.....	96	208	.....	208
School Improvement Programs.....	298	.....	298	298	.....	298	378	.....	378
State Fiscal Stabilization Fund, Recovery Act.....	1,862	.....	1,862	1,862	.....	1,862	.....	.....	.....
Other.....	7	.....	7	7	.....	7	7	.....	7
Total--Office of Elementary and Secondary Education.....	3,546	.....	3,546	3,546	.....	3,546	1,577	.....	1,577
Office of Innovation and Improvement.....	88	.....	88	88	.....	88	95	.....	95
Office of Safe and Drug-Free Schools.....	55	.....	55	55	.....	55	69	.....	69
Office of English Language Acquisition.....	31	.....	31	31	.....	31	45	.....	45
Office of Special Education and Rehabilitative Services:									
Special Education.....	1,050	.....	1,050	1,050	.....	1,050	805	.....	805
Rehabilitation Services and Disability Research.....	280	.....	280	280	.....	280	292	.....	292
Special Institutions for Persons with Disabilities.....	13	.....	13	13	.....	13	19	.....	19
Office of Vocational and Adult Education.....	174	.....	174	174	.....	174	177	.....	177
Office of Postsecondary Education:									
Higher Education.....	204	.....	204	204	.....	204	200	.....	200
Other.....	11	3	8	11	3	8	18	3	15
Total--Office of Postsecondary Education.....	215	3	212	215	3	212	218	3	215
Office of Federal Student Aid:									
Student Financial Assistance.....	3,273	.....	3,273	3,273	.....	3,273	2,280	.....	2,280
Academic Competitiveness-Smart Grant Program.....	95	.....	95	95	.....	95	75	.....	75
Student Aid Administration.....	47	.....	47	47	.....	47	61	.....	61
Federal Direct Student Loans.....	(**)	.....	(**)	(**)	.....	(**)	6	.....	6
Federal Family Education Loans.....	-16	.....	-16	-16	.....	-16	-50	.....	-50
Total--Federal Student Aid.....	3,399	.....	3,399	3,399	.....	3,399	2,372	.....	2,372
Institute of Education Sciences.....	43	.....	43	43	.....	43	46	.....	46
Departmental Management.....	37	.....	37	37	.....	37	37	.....	37
Hurricane Education Recovery.....	5	.....	5	5	.....	5	5	.....	5
Proprietary Receipts from the Public.....	.....	1,350	-1,350	.....	1,350	-1,350	.....	139	-139
Intrabudgetary Transactions.....	4	.....	4	4	.....	4	-6	.....	-6
Total--Department of Education.....	8,942	1,353	7,588	8,942	1,353	7,588	5,752	143	5,609
<b>Department of Energy:</b>									
National Nuclear Security Administration:									
Naval Reactors.....	71	.....	71	71	.....	71	79	.....	79
Weapons Activities.....	676	.....	676	676	.....	676	718	.....	718
Defense Nuclear Nonproliferation.....	129	.....	129	129	.....	129	159	.....	159
Other.....	30	.....	30	30	.....	30	31	.....	31
Environmental and Other Defense Activities:									
Defense Environmental Cleanup.....	608	.....	608	608	.....	608	585	.....	585
Other Defense Activities.....	88	.....	88	88	.....	88	106	.....	106
Defense Nuclear Waste Disposal.....	4	.....	4	4	.....	4	11	.....	11
Other.....	.....	.....	.....	.....	.....	.....	(**)	.....	(**)
Energy Programs:									
Science.....	467	.....	467	467	.....	467	436	.....	436
Energy Supply.....	112	.....	112	112	.....	112	122	.....	122
Energy Efficiency and Renewable Energy.....	258	.....	258	258	.....	258	99	.....	99
Uranium Enrichment Decontamination and Decommissioning Fund.....	46	.....	46	46	.....	46	39	.....	39
Other.....	159	1	159	159	1	159	147	8	139
Total--Energy Programs.....	1,043	1	1,042	1,043	1	1,042	843	8	835
Power Marketing Administration.....	242	203	40	242	203	40	275	245	29
Departmental Administration.....	29	.....	29	29	.....	29	30	.....	30
Proprietary Receipts from the Public.....	.....	240	-240	.....	240	-240	.....	211	-211
Intrabudgetary Transactions.....	-103	.....	-103	-103	.....	-103	-182	.....	-182
Total--Department of Energy.....	2,818	443	2,375	2,818	443	2,375	2,654	464	2,190

**Table 5. Outlays of the U.S. Government, October 2009 and Other Periods - Continued**

Classification	[\$ millions]								
	This Month			Current Fiscal Year to Date			Prior Fiscal Year to Date		
	Gross Outlays	Applicable Receipts	Outlays	Gross Outlays	Applicable Receipts	Outlays	Gross Outlays	Applicable Receipts	Outlays
<b>Department of Health and Human Services:</b>									
Public Health Service:									
Food and Drug Administration .....	167	1	166	167	1	166	141	1	140
Health Resources and Services Administration .....	611	.....	611	611	.....	611	505	.....	505
Indian Health Services .....	271	.....	271	271	.....	271	319	.....	319
Centers for Disease Control and Prevention .....	663	.....	663	663	.....	663	553	.....	553
National Institutes of Health .....	2,550	.....	2,550	2,550	.....	2,550	2,589	.....	2,589
Substance Abuse and Mental Health Services Administration .....	266	.....	266	266	.....	266	259	.....	259
Agency for Healthcare Research and Quality .....	18	.....	18	18	.....	18	12	.....	12
<b>Total--Public Health Service .....</b>	<b>4,547</b>	<b>1</b>	<b>4,546</b>	<b>4,547</b>	<b>1</b>	<b>4,546</b>	<b>4,377</b>	<b>1</b>	<b>4,377</b>
Centers for Medicare and Medicaid Services:									
Grants to States for Medicaid .....	23,220	.....	23,220	23,220	.....	23,220	19,215	.....	19,215
Payments to Health Care Trust Funds .....	22,309	.....	22,309	22,309	.....	22,309	19,280	.....	19,280
State Children's Health Insurance Fund .....	723	.....	723	723	.....	723	655	.....	655
Federal Hospital Insurance Trust Fund:									
Benefit Payments .....	24,505	.....	24,505	24,505	.....	24,505	22,096	.....	22,096
Administrative Expenses .....	197	.....	197	197	.....	197	185	.....	185
<b>Total--FHI Trust Fund .....</b>	<b>24,702</b>	<b>.....</b>	<b>24,702</b>	<b>24,702</b>	<b>.....</b>	<b>24,702</b>	<b>22,281</b>	<b>.....</b>	<b>22,281</b>
Health Care Fraud and Abuse Control .....	46	.....	46	46	.....	46	69	.....	69
Federal Supplementary Medical Insurance Trust Fund:									
Benefit Payments .....	21,715	.....	21,715	21,715	.....	21,715	21,537	.....	21,537
Administrative Expenses .....	239	.....	239	239	.....	239	222	.....	222
<b>Total--FSMI Trust Fund .....</b>	<b>21,954</b>	<b>.....</b>	<b>21,954</b>	<b>21,954</b>	<b>.....</b>	<b>21,954</b>	<b>21,759</b>	<b>.....</b>	<b>21,759</b>
Medicare Prescription Drugs:									
Benefit Payments .....	11,375	.....	11,375	11,375	.....	11,375	8,177	.....	8,177
Administrative Expenses .....	14	.....	14	14	.....	14	16	.....	16
Other .....	62	.....	62	62	.....	62	78	.....	78
<b>Total--Centers for Medicare and Medicaid Services .....</b>	<b>104,405</b>	<b>.....</b>	<b>104,405</b>	<b>104,405</b>	<b>.....</b>	<b>104,405</b>	<b>91,530</b>	<b>.....</b>	<b>91,530</b>
Administration for Children and Families:									
Temporary Assistance for Needy Families .....	1,548	.....	1,548	1,548	.....	1,548	1,820	.....	1,820
Contingency Fund .....	220	.....	220	220	.....	220	.....	.....	.....
Payments to States for Child Support Enforcement and Family Support Programs .....									
Low Income Home Energy Assistance .....	301	.....	301	301	.....	301	253	.....	253
Refugee and Entrant Assistance .....	195	.....	195	195	.....	195	175	.....	175
Child Care Entitlement to States .....	56	.....	56	56	.....	56	56	.....	56
Child Care Entitlement to States .....	291	.....	291	291	.....	291	305	.....	305
Payments to States for the Child Care and Development Block Grant .....									
Social Services Block Grant .....	187	.....	187	187	.....	187	108	.....	108
Children and Families Services Programs .....	110	.....	110	110	.....	110	159	.....	159
Payments to States for Foster Care and Adoption Assistance .....	970	.....	970	970	.....	970	803	.....	803
Other .....	580	.....	580	580	.....	580	523	.....	523
<b>Total--Administration for Children and Families .....</b>	<b>4,493</b>	<b>.....</b>	<b>4,493</b>	<b>4,493</b>	<b>.....</b>	<b>4,493</b>	<b>4,236</b>	<b>.....</b>	<b>4,236</b>
Administration on Aging .....	109	.....	109	109	.....	109	137	.....	137
Departmental Management .....	76	.....	76	76	.....	76	409	.....	409
Other .....	38	.....	38	38	.....	38	42	.....	42
Proprietary Receipts from the Public .....	.....	5,460	-5,460	.....	5,460	-5,460	.....	5,026	-5,026
Intrabudgetary Transactions:									
Payments for Health Insurance for the Aged:									
Federal Supplementary Medical Insurance Trust Fund .....	-22,309	.....	-22,309	-22,309	.....	-22,309	-19,275	.....	-19,275
Payments for Tax and Other Credits:									
Federal Hospital Insurance Trust Fund .....	-1	.....	-1	-1	.....	-1	-1	.....	-1
Other .....	5	.....	5	5	.....	5	40	.....	40
<b>Total--Department of Health and Human Services .....</b>	<b>91,363</b>	<b>5,461</b>	<b>85,902</b>	<b>91,363</b>	<b>5,461</b>	<b>85,902</b>	<b>81,495</b>	<b>5,026</b>	<b>76,469</b>
<b>Department of Homeland Security:</b>									
Departmental Management and Operations .....	67	.....	67	67	.....	67	45	.....	45
Citizenship and Immigration Services .....	177	.....	177	177	.....	177	154	.....	154
United States Secret Service .....	109	.....	109	109	.....	109	139	.....	139
Transportation Security Administration .....	308	.....	308	308	.....	308	307	.....	307
Immigration and Customs Enforcement .....	451	.....	451	451	.....	451	403	.....	403
Customs and Border Protection .....	831	.....	831	831	.....	831	942	.....	942
United States Coast Guard .....	1,126	2	1,124	1,126	2	1,124	1,133	1	1,132
National Protection and Programs Directorate .....	88	.....	88	88	.....	88	-164	.....	-164
Federal Emergency Management Administration:									
State and Local Programs .....	265	.....	265	265	.....	265	205	.....	205
Firefighter Assistance Grants .....	40	.....	40	40	.....	40	41	.....	41
Disaster Relief .....	780	.....	780	780	.....	780	1,259	.....	1,259
National Flood Insurance Fund .....	27	119	-92	27	119	-92	1,701	59	642
Other .....	106	.....	106	106	.....	106	104	.....	104
<b>Total--Federal Emergency Management Administration .....</b>	<b>1,217</b>	<b>119</b>	<b>1,099</b>	<b>1,217</b>	<b>119</b>	<b>1,099</b>	<b>2,310</b>	<b>59</b>	<b>2,251</b>
Science and Technology .....	71	.....	71	71	.....	71	77	.....	77
Domestic Nuclear Detection Office .....	45	.....	45	45	.....	45	20	.....	20
Other .....	22	.....	22	22	.....	22	32	.....	32
Proprietary Receipts from the Public .....	.....	9	-9	.....	9	-9	.....	19	-19
Intrabudgetary Transactions .....	56	.....	56	56	.....	56	136	.....	136
Offsetting Governmental Receipts .....	.....	325	-325	.....	325	-325	.....	395	-395
<b>Total--Department of Homeland Security .....</b>	<b>4,568</b>	<b>454</b>	<b>4,114</b>	<b>4,568</b>	<b>454</b>	<b>4,114</b>	<b>5,533</b>	<b>474</b>	<b>5,060</b>

**Table 5. Outlays of the U.S. Government, October 2009 and Other Periods - Continued**

Classification	[\$ millions]								
	This Month			Current Fiscal Year to Date			Prior Fiscal Year to Date		
	Gross Outlays	Applicable Receipts	Outlays	Gross Outlays	Applicable Receipts	Outlays	Gross Outlays	Applicable Receipts	Outlays
<b>Department of Housing and Urban Development:</b>									
Public and Indian Housing Programs:									
Tenant Based Rental Assistance.....	1,351	.....	1,351	1,351	.....	1,351	1,154	.....	1,154
Housing Certificate Fund.....	115	.....	115	115	.....	115	142	.....	142
Project-Based Rental Assistance.....	710	.....	710	710	.....	710	605	.....	605
Public Housing Capital Fund.....	294	.....	294	294	.....	294	234	.....	234
Public Housing Operating Fund.....	358	.....	358	358	.....	358	384	.....	384
Revitalization of Severely Distressed									
Public Housing (Hope VI).....	14	.....	14	14	.....	14	27	.....	27
Native American Housing Block Grant.....	90	.....	90	90	.....	90	59	.....	59
Other.....	5	.....	5	5	.....	5	(**)	(**)	(**)
Total--Public and Indian Housing Programs.....	2,937	.....	2,937	2,937	.....	2,937	2,606	(**)	2,606
Community Planning and Development:									
Housing Opportunities for Persons with AIDS.....	19	.....	19	19	.....	19	25	.....	25
Community Development Fund.....	526	.....	526	526	.....	526	740	.....	740
Home Investment Partnership Program.....	158	.....	158	158	.....	158	165	.....	165
Homeless Assistance Grants.....	135	.....	135	135	.....	135	126	.....	126
Other.....	69	(**)	69	69	(**)	69	7	.....	7
Total--Community Planning and Development.....	906	(**)	906	906	(**)	906	1,063	.....	1,063
Housing Programs:									
Credit Accounts:									
FHA-Mutual Mortgage Insurance Fund, Program Account.....	4	.....	4	4	.....	4	4	.....	4
FHA-Mutual Mortgage Insurance Capital Reserve Account.....	-196	.....	-196	-196	.....	-196	-163	.....	-163
FHA-Mutual Mortgage and Cooperative Housing Insurance Fund, Liquidating Account.....									
.....	.....	-1	1	.....	-1	1	3	1	1
FHA-General and Special Risk Fund, Program Account.....	3	.....	3	3	.....	3	4	.....	4
FHA-General and Special Risk Fund, Liquidating Account.....	.....	8	-8	.....	8	-8	8	22	-15
Housing for the Elderly or Handicapped Fund, Liquidating Account.....									
.....	(**)	64	-64	(**)	64	-64	(**)	63	-63
Home Ownership Preservation Entity Fund.....	(**)	.....	(**)	(**)	.....	(**)	.....	.....	.....
Housing for the Elderly.....	81	.....	81	81	.....	81	211	.....	211
Housing for Persons with Disabilities.....	65	.....	65	65	.....	65	78	.....	78
Other Assisted Housing Programs.....	4	.....	4	4	.....	4	4	.....	4
Other.....	(**)	5	-4	(**)	5	-4	(**)	1	(**)
Total--Housing Programs.....	-38	76	-114	-38	76	-114	149	87	62
Government National Mortgage Association:									
Guarantees of Mortgage-Backed Securities.....	6	17	-11	6	17	-11	5	-17	22
Management and Administration.....	132	.....	132	132	.....	132	130	.....	130
Other.....	24	.....	24	24	.....	24	30	.....	30
Proprietary Receipts from the Public:									
FHA-General and Special Risk Fund.....	.....	17	-17	.....	17	-17	.....	9	-9
Other.....	.....	-97	97	.....	-97	97	2	6	-6
Intrabudgetary Transactions.....	(**)	.....	(**)	(**)	.....	(**)	-11	.....	-11
Offsetting Governmental Receipts.....	.....	(**)	(**)	.....	(**)	(**)	.....	(**)	(**)
Total--Department of Housing and Urban Development.....	3,967	13	3,954	3,967	13	3,954	3,970	86	3,884
<b>Department of the Interior:</b>									
Land and Minerals Management:									
Bureau of Land Management:									
Management of Lands and Resources.....	59	.....	59	59	.....	59	29	.....	29
Other.....	34	.....	34	34	.....	34	27	4	23
Minerals Management Service.....	149	.....	149	149	.....	149	273	.....	273
Office of Surface Mining Reclamation and Enforcement.....	43	.....	43	43	.....	43	33	.....	33
Total--Land and Minerals Management.....	285	.....	285	285	.....	285	362	4	358
Water and Science:									
Bureau of Reclamation:									
Water and Related Resources.....	111	.....	111	111	.....	111	71	.....	71
Other.....	34	13	21	34	13	21	35	14	21
United States Geological Survey.....	89	.....	89	89	.....	89	84	.....	84
Other.....	(**)	.....	(**)	(**)	.....	(**)	1	.....	1
Total--Water and Science.....	234	13	220	234	13	220	190	14	176
Fish and Wildlife and Parks:									
United States Fish and Wildlife Service.....	164	.....	164	164	.....	164	156	.....	156
National Park Service.....	246	.....	246	246	.....	246	274	.....	274
Total--Fish and Wildlife and Parks.....	409	.....	409	409	.....	409	430	.....	430
Bureau of Indian Affairs And									
Bureau of Indian Education.....	187	(**)	187	187	(**)	187	195	(**)	195
Departmental Offices:									
Insular Affairs.....	61	.....	61	61	.....	61	71	.....	71
Office of the Special Trustee for American Indians.....									
.....	35	.....	35	35	.....	35	38	.....	38
Department-Wide Programs.....	120	.....	120	120	.....	120	125	.....	125
Other.....	18	.....	18	18	.....	18	15	.....	15
Proprietary Receipts from the Public.....	.....	336	-336	.....	336	-336	.....	619	-619
Intrabudgetary Transactions.....	20	.....	20	20	.....	20	102	.....	102
Total--Department of the Interior.....	1,370	350	1,020	1,370	350	1,020	1,526	637	889

**Table 5. Outlays of the U.S. Government, October 2009 and Other Periods - Continued**

Classification	[\$ millions]								
	This Month			Current Fiscal Year to Date			Prior Fiscal Year to Date		
	Gross Outlays	Applicable Receipts	Outlays	Gross Outlays	Applicable Receipts	Outlays	Gross Outlays	Applicable Receipts	Outlays
<b>Department of Justice:</b>									
General Administration .....	174	.....	174	174	.....	174	147	.....	147
Legal Activities and United States Marshals:									
General Legal Activities .....	70	.....	70	70	.....	70	70	.....	70
United States Attorneys .....	143	.....	143	143	.....	143	137	.....	137
United States Marshals Service .....	181	.....	181	181	.....	181	177	.....	177
Assets Forfeiture Fund .....	48	.....	48	48	.....	48	70	.....	70
Other .....	38	.....	38	38	.....	38	36	.....	36
Federal Bureau of Investigation .....	581	.....	581	581	.....	581	464	.....	464
Drug Enforcement Administration .....	160	.....	160	160	.....	160	170	.....	170
Bureau of Alcohol, Tobacco, Firearms, and Explosives .....	95	.....	95	95	.....	95	83	.....	83
Federal Prison System .....	545	29	516	545	29	516	519	31	489
Office of Justice Programs:									
State and Local Law Enforcement Assistance .....	231	.....	231	231	.....	231	275	.....	275
Crime Victims Fund .....	44	.....	44	44	.....	44	40	.....	40
Other .....	118	.....	118	118	.....	118	117	.....	117
Other .....	14	.....	14	14	.....	14	17	.....	17
Proprietary Receipts from the Public .....	.....	16	-16	.....	16	-16	.....	3	-3
Intrabudgetary Transactions .....	-732	.....	-732	-732	.....	-732	22	.....	22
Offsetting Governmental Receipts .....	.....	23	-23	.....	23	-23	.....	17	-17
<b>Total--Department of Justice .....</b>	<b>1,710</b>	<b>68</b>	<b>1,642</b>	<b>1,710</b>	<b>68</b>	<b>1,642</b>	<b>2,343</b>	<b>51</b>	<b>2,292</b>
<b>Department of Labor:</b>									
Employment and Training Administration:									
Training and Employment Services .....	490	.....	490	490	.....	490	312	.....	312
Community Service Employment for Older Americans .....	51	.....	51	51	.....	51	51	.....	51
Federal Unemployment Benefits and Allowances .....	48	.....	48	48	.....	48	46	.....	46
Federal Additional Unemployment Compensation Program-Recovery Act .....	902	.....	902	902	.....	902	.....	.....	.....
State Unemployment Insurance and Employment Service Operations .....	32	.....	32	32	.....	32	93	.....	93
Program Administration .....	10	.....	10	10	.....	10	6	.....	6
Unemployment Trust Fund:									
Federal-State Unemployment Insurance:									
State Unemployment Benefits .....	10,749	.....	10,749	10,749	.....	10,749	4,951	.....	4,951
State Administrative Expenses .....	317	.....	317	317	.....	317	217	.....	217
Federal Administrative Expenses .....	-20	.....	-20	-20	.....	-20	41	.....	41
Other .....	(**)	.....	(**)	(**)	.....	(**)	(**)	.....	(**)
<b>Total--Unemployment Trust Fund .....</b>	<b>11,046</b>	.....	<b>11,046</b>	<b>11,046</b>	.....	<b>11,046</b>	<b>5,210</b>	.....	<b>5,210</b>
Other .....	21,683	.....	21,683	21,683	.....	21,683	(**)	.....	(**)
<b>Total--Employment and Training Administration .....</b>	<b>34,262</b>	.....	<b>34,262</b>	<b>34,262</b>	.....	<b>34,262</b>	<b>5,719</b>	.....	<b>5,719</b>
Pension Benefit Guaranty Corporation .....	409	714	-305	409	714	-305	396	332	64
Employment Standards Administration:									
Salaries and Expenses .....	33	.....	33	33	.....	33	32	.....	32
Special Benefits .....	-950	.....	-950	-950	.....	-950	201	.....	201
Energy Employees Occupational									
Illness Compensation Fund .....	85	.....	85	85	.....	85	133	.....	133
Special Benefits for Disabled Coal Miners .....	19	.....	19	19	.....	19	21	.....	21
Black Lung Disability Trust Fund .....	23	.....	23	23	.....	23	6,538	.....	6,538
Other .....	19	.....	19	19	.....	19	24	.....	24
Occupational Safety and Health Administration .....	36	.....	36	36	.....	36	35	.....	35
Mine Safety and Health Administration .....	24	.....	24	24	.....	24	25	.....	25
Bureau of Labor Statistics .....	32	.....	32	32	.....	32	35	.....	35
Departmental Management .....	189	.....	189	189	.....	189	157	.....	157
Other .....	11	.....	11	11	.....	11	13	.....	13
Proprietary Receipts from the Public .....	.....	4	-4	.....	4	-4	.....	5	-5
Intrabudgetary Transactions .....	-21,717	.....	-21,717	-21,717	.....	-21,717	-6,499	.....	-6,499
<b>Total--Department of Labor .....</b>	<b>12,476</b>	<b>718</b>	<b>11,759</b>	<b>12,476</b>	<b>718</b>	<b>11,759</b>	<b>6,830</b>	<b>338</b>	<b>6,492</b>
<b>Department of State:</b>									
Administration of Foreign Affairs:									
Diplomatic and Consular Programs .....	447	.....	447	447	.....	447	383	.....	383
Embassy Security, Construction, and Maintenance .....	131	.....	131	131	.....	131	69	.....	69
Payment to Foreign Service Retirement and Disability Fund .....	.....	.....	.....	.....	.....	.....	68	.....	68
Foreign Service Retirement and Disability Fund .....	68	.....	68	68	.....	68	65	.....	65
Other .....	152	.....	152	152	.....	152	108	.....	108
<b>Total--Administration of Foreign Affairs .....</b>	<b>798</b>	.....	<b>798</b>	<b>798</b>	.....	<b>798</b>	<b>694</b>	.....	<b>694</b>
International Organizations and Conferences .....	27	.....	27	27	.....	27	1,057	.....	1,057
Global Health and Child Survival .....	345	.....	345	345	.....	345	278	.....	278
Migration and Refugee Assistance .....	212	.....	212	212	.....	212	142	.....	142
International Narcotics Control and Law Enforcement .....	81	.....	81	81	.....	81	81	.....	81
Andean Counterdrug Programs .....	21	.....	21	21	.....	21	41	.....	41
Other .....	61	.....	61	61	.....	61	129	.....	129
Proprietary Receipts from the Public .....	.....	-20	20	.....	-20	20	.....	-19	19
Intrabudgetary Transactions .....	-31	.....	-31	-31	.....	-31	-68	.....	-68
<b>Total--Department of State .....</b>	<b>1,516</b>	<b>-20</b>	<b>1,535</b>	<b>1,516</b>	<b>-20</b>	<b>1,535</b>	<b>2,354</b>	<b>-19</b>	<b>2,372</b>

**Table 5. Outlays of the U.S. Government, October 2009 and Other Periods - Continued**

Classification	[\$ millions]								
	This Month			Current Fiscal Year to Date			Prior Fiscal Year to Date		
	Gross Outlays	Applicable Receipts	Outlays	Gross Outlays	Applicable Receipts	Outlays	Gross Outlays	Applicable Receipts	Outlays
<b>Department of Transportation:</b>									
Office of the Secretary .....	-24	.....	-24	-24	.....	-24	-44	.....	-44
<b>Federal Aviation Administration:</b>									
Operations .....	722	.....	722	722	.....	722	687	.....	687
<b>Airport and Airway Trust Fund:</b>									
Grants-In-Aid for Airports .....	426	.....	426	426	.....	426	426	.....	426
Facilities and Equipment .....	154	.....	154	154	.....	154	209	.....	209
Research, Engineering, and Development .....	9	.....	9	9	.....	9	12	.....	12
Total--Airport and Airway Trust Fund .....	588	.....	588	588	.....	588	647	.....	647
Other .....	-16	2	-17	-16	2	-17	-59	-1	-58
Total--Federal Aviation Administration .....	1,295	2	1,293	1,295	2	1,293	1,275	-1	1,276
<b>Federal Highway Administration:</b>									
<b>Highway Trust Fund:</b>									
Federal-Aid Highways .....	3,588	.....	3,588	3,588	.....	3,588	4,100	.....	4,100
Other .....	16	.....	16	16	.....	16	5	4	1
Highway Infrastructure Investment, Recovery Act .....	1,310	.....	1,310	1,310	.....	1,310	.....	.....	.....
Other Programs .....	101	.....	101	101	.....	101	102	.....	102
Total--Federal Highway Administration .....	5,015	.....	5,015	5,015	.....	5,015	4,207	4	4,203
Federal Motor Carrier Safety Administration .....	53	.....	53	53	.....	53	38	.....	38
National Highway Traffic Safety Administration .....	101	.....	101	101	.....	101	60	.....	60
Federal Railroad Administration .....	63	1	63	63	1	63	64	1	63
<b>Federal Transit Administration:</b>									
Formula Grants .....	37	.....	37	37	.....	37	87	.....	87
Capital Investment Grants .....	207	.....	207	207	.....	207	233	.....	233
Formula and Bus Grants .....	599	.....	599	599	.....	599	611	.....	611
Transit Capital Assistance, Recovery Act .....	154	.....	154	154	.....	154	.....	.....	.....
Other .....	28	.....	28	28	.....	28	25	.....	25
Total--Federal Transit Administration .....	1,025	.....	1,025	1,025	.....	1,025	957	.....	957
Maritime Administration .....	62	16	47	62	16	47	62	7	55
Other .....	9	1	8	9	1	8	(**)	(**)	(**)
Proprietary Receipts from the Public .....	.....	1	-1	.....	1	-1	.....	3	-3
Intrabudgetary Transactions .....	-2	.....	-2	-2	.....	-2	(**)	.....	(**)
Offsetting Governmental Receipts .....	.....	(**)	(**)	.....	(**)	(**)	.....	(**)	(**)
<b>Total--Department of Transportation .....</b>	<b>7,597</b>	<b>20</b>	<b>7,577</b>	<b>7,597</b>	<b>20</b>	<b>7,577</b>	<b>6,620</b>	<b>14</b>	<b>6,606</b>
<b>Department of the Treasury:</b>									
<b>Departmental Offices:</b>									
Exchange Stabilization Fund .....	.....	239	-239	.....	239	-239	.....	392	-392
Troubled Asset Relief Programs .....	175	.....	175	175	.....	175	33,349	.....	33,349
Other .....	272	.....	272	272	.....	272	73	.....	73
<b>Financial Management Service:</b>									
Payment to the Resolution Funding Corporation .....	583	.....	583	583	.....	583	482	.....	482
Financial Agent Services .....	52	.....	52	52	.....	52	58	.....	58
Interest Paid to Credit Financing Accounts .....	-3	.....	-3	-3	.....	-3	(**)	.....	(**)
Claims, Judgements, and Relief Acts .....	128	.....	128	128	.....	128	77	.....	77
Other .....	36	(**)	36	36	(**)	36	32	(**)	32
Total--Financial Management Service .....	796	(**)	796	796	(**)	796	649	(**)	649
Federal Financing Bank .....	-26	.....	-26	-26	.....	-26	-53	.....	-53
<b>Alcohol and Tobacco Tax and Trade Bureau:</b>									
Salaries and Expenses .....	7	.....	7	7	.....	7	7	.....	7
Internal Revenue Collections for Puerto Rico .....	33	.....	33	33	.....	33	41	.....	41
Bureau of Engraving and Printing .....	5	.....	5	5	.....	5	-14	.....	-14
United States Mint .....	298	454	-156	298	454	-156	250	362	-113
Bureau of the Public Debt .....	9	.....	9	9	.....	9	19	.....	19
<b>Internal Revenue Service:</b>									
Taxpayer Services .....	168	.....	168	168	.....	168	164	.....	164
Enforcement .....	414	.....	414	414	.....	414	360	.....	360
Operations Support .....	290	.....	290	290	.....	290	253	.....	253
Payment Where Earned Income Credit Exceeds Liability for Tax .....	143	.....	143	143	.....	143	121	.....	121
Payment Where Recovery Rebate Exceeds Liability for Tax .....	.....	.....	.....	.....	.....	.....	239	.....	239
Payment Where Child Credit Exceeds Liability for Tax .....	147	.....	147	147	.....	147	444	.....	444
Payment Where Tax Credits to Aid First Time Homebuyers Exceeds Liability for Tax .....	617	.....	617	617	.....	617	.....	.....	.....
Refunding Internal Revenue Collections, Interest .....	381	.....	381	381	.....	381	227	.....	227
Other .....	66	(**)	66	66	(**)	66	27	1	26
Total--Internal Revenue Service .....	2,227	(**)	2,226	2,227	(**)	2,226	1,834	1	1,834
Comptroller of the Currency .....	60	-3	62	60	-3	62	57	-3	60
Office of Thrift Supervision .....	43	2	41	43	2	41	36	2	35
<b>Interest on the Public Debt:</b>									
<b>Interest on Treasury Debt Securities (Gross):</b>									
Public Issues (Accrual Basis) .....	17,706	.....	17,706	17,706	.....	17,706	15,505	.....	15,505
Special Issues (Cash Basis) .....	5,126	.....	5,126	5,126	.....	5,126	3,479	.....	3,479
Total--Interest on Treasury Debt Securities (Gross) .....	22,832	.....	22,832	22,832	.....	22,832	18,984	.....	18,984
Total--Interest on the Public Debt .....	22,832	.....	22,832	22,832	.....	22,832	18,984	.....	18,984
Other .....	5	.....	5	5	.....	5	7	.....	7
Proprietary Receipts from the Public .....	.....	546	-546	.....	546	-546	.....	-47	47
Intrabudgetary Transactions .....	14	.....	14	14	.....	14	-467	.....	-467
<b>Total--Department of the Treasury .....</b>	<b>26,749</b>	<b>1,239</b>	<b>25,510</b>	<b>26,749</b>	<b>1,239</b>	<b>25,510</b>	<b>54,772</b>	<b>706</b>	<b>54,066</b>

**Table 5. Outlays of the U.S. Government, October 2009 and Other Periods - Continued**

Classification	[\$ millions]								
	This Month			Current Fiscal Year to Date			Prior Fiscal Year to Date		
	Gross Outlays	Applicable Receipts	Outlays	Gross Outlays	Applicable Receipts	Outlays	Gross Outlays	Applicable Receipts	Outlays
<b>Department of Veterans Affairs:</b>									
Veterans Health Administration:									
Medical Services.....	3,488	.....	3,488	3,488	.....	3,488	3,242	.....	3,242
Medical Support and Compliance.....	464	.....	464	464	.....	464	431	.....	431
Medical Facilities.....	421	.....	421	421	.....	421	389	.....	389
Other.....	106	28	78	106	28	78	103	27	77
<b>Benefit Programs:</b>									
Public Enterprise Funds:									
Housing Accounts.....	1	2	-1	1	2	-1	2	2	(**)
Compensation and Pensions.....	7,394	.....	7,394	7,394	.....	7,394	6,618	.....	6,618
Readjustment Benefits.....	875	.....	875	875	.....	875	406	.....	406
Insurance Funds:									
National Service Life.....	95	.....	95	95	.....	95	101	.....	101
Veterans Special Life.....	11	2	9	11	2	9	12	2	10
Other.....	119	78	41	119	78	41	82	85	-3
<b>Total--Benefit Programs.....</b>	<b>8,496</b>	<b>83</b>	<b>8,413</b>	<b>8,496</b>	<b>83</b>	<b>8,413</b>	<b>7,221</b>	<b>89</b>	<b>7,132</b>
<b>Departmental Administration:</b>									
Construction.....	135	.....	135	135	.....	135	58	.....	58
Information Technology Systems.....	232	.....	232	232	.....	232	198	.....	198
General Operating Expenses.....	273	.....	273	273	.....	273	245	.....	245
Other.....	65	.....	65	65	.....	65	18	.....	18
<b>Proprietary Receipts from the Public:</b>									
National Service Life.....	.....	6	-6	.....	6	-6	.....	12	-12
Other.....	.....	297	-297	.....	297	-297	.....	206	-206
Intrabudgetary Transactions.....	-4	.....	-4	-4	.....	-4	-5	.....	-5
<b>Total--Department of Veterans Affairs.....</b>	<b>13,678</b>	<b>414</b>	<b>13,264</b>	<b>13,678</b>	<b>414</b>	<b>13,264</b>	<b>11,901</b>	<b>333</b>	<b>11,568</b>
<b>Corps of Engineers:</b>									
Construction.....	225	.....	225	225	.....	225	200	.....	200
Operation and Maintenance.....	253	.....	253	253	.....	253	195	.....	195
Flood Control and Coastal Emergencies.....	108	.....	108	108	.....	108	127	.....	127
Rivers and Harbors Contributed Funds.....	25	.....	25	25	.....	25	27	.....	27
Other.....	113	.....	113	113	.....	113	131	.....	131
Proprietary Receipts from the Public.....	.....	64	-64	.....	64	-64	.....	34	-34
Intrabudgetary Transactions.....	1	.....	1	1	.....	1	-11	.....	-11
<b>Total--Corps of Engineers.....</b>	<b>725</b>	<b>64</b>	<b>661</b>	<b>725</b>	<b>64</b>	<b>661</b>	<b>669</b>	<b>34</b>	<b>634</b>
<b>Other Defense Civil Programs:</b>									
Military Retirement:									
Payment to Military Retirement Fund.....	58,619	.....	58,619	58,619	.....	58,619	51,125	.....	51,125
Military Retirement Fund.....	4,205	.....	4,205	4,205	.....	4,205	3,947	.....	3,947
Retiree Health Care:									
Payment to Department of Defense Medicare-Eligible Retiree Health Care Fund.....	10,006	.....	10,006	10,006	.....	10,006	10,660	.....	10,660
Department of Defense Medicare-Eligible Retiree Health Care Fund.....	950	.....	950	950	.....	950	988	.....	988
Educational Benefits.....	39	.....	39	39	.....	39	42	.....	42
Other.....	21	.....	21	21	.....	21	321	.....	21
Proprietary Receipts from the Public.....	.....	1	-1	.....	1	-1	.....	1	-1
Intrabudgetary Transactions.....	-70,348	.....	-70,348	-70,348	.....	-70,348	-62,859	.....	-62,859
<b>Total--Other Defense Civil Programs.....</b>	<b>3,491</b>	<b>1</b>	<b>3,489</b>	<b>3,491</b>	<b>1</b>	<b>3,489</b>	<b>3,923</b>	<b>1</b>	<b>3,922</b>
<b>Environmental Protection Agency:</b>									
Science and Technology.....	66	.....	66	66	.....	66	81	.....	81
Environmental Programs and Management.....	212	.....	212	212	.....	212	236	.....	236
State and Tribal Assistance Grants.....	369	.....	369	369	.....	369	256	.....	256
Hazardous Substance Superfund.....	123	.....	123	123	.....	123	107	.....	107
Other.....	1	.....	1	1	.....	1	-58	(**)	-58
Proprietary Receipts from the Public.....	.....	-12	12	.....	-12	12	.....	-2	2
Intrabudgetary Transactions.....	24	.....	24	24	.....	24	22	.....	22
Offsetting Governmental Receipts.....	.....	1	-1	.....	1	-1	.....	2	-2
<b>Total--Environmental Protection Agency.....</b>	<b>795</b>	<b>-11</b>	<b>806</b>	<b>795</b>	<b>-11</b>	<b>806</b>	<b>645</b>	<b>(**)</b>	<b>645</b>
<b>Executive Office of the President:</b>									
The White House.....	9	.....	9	9	.....	9	8	.....	8
Office of Management and Budget.....	10	.....	10	10	.....	10	9	.....	9
Unanticipated Needs:									
Iraq Relief and Reconstruction Fund.....	11	.....	11	11	.....	11	46	.....	46
Other.....	21	.....	21	21	.....	21	19	.....	19
Proprietary Receipts from the Public.....	.....	(**)	(**)	.....	(**)	(**)	.....	(**)	(**)
Intrabudgetary Transactions.....	(**)	.....	(**)	(**)	.....	(**)	.....	.....	.....
<b>Total--Executive Office of the President.....</b>	<b>51</b>	<b>(**)</b>	<b>51</b>	<b>51</b>	<b>(**)</b>	<b>51</b>	<b>82</b>	<b>(**)</b>	<b>82</b>
<b>General Services Administration:</b>									
Real Property Activities.....	82	.....	82	82	.....	82	107	.....	107
Supply and Technology Activities.....	-4	.....	-4	-4	.....	-4	-115	.....	-115
General Activities.....	30	.....	30	30	.....	30	37	.....	37
Proprietary Receipts from the Public.....	.....	27	-27	.....	27	-27	.....	6	-6
Intrabudgetary Transactions.....	-2	.....	-2	-2	.....	-2	-3	.....	-3
<b>Total--General Services Administration.....</b>	<b>105</b>	<b>27</b>	<b>78</b>	<b>105</b>	<b>27</b>	<b>78</b>	<b>27</b>	<b>6</b>	<b>20</b>

**Table 5. Outlays of the U.S. Government, October 2009 and Other Periods - Continued**

Classification	[\$ millions]								
	This Month			Current Fiscal Year to Date			Prior Fiscal Year to Date		
	Gross Outlays	Applicable Receipts	Outlays	Gross Outlays	Applicable Receipts	Outlays	Gross Outlays	Applicable Receipts	Outlays
<b>International Assistance Program:</b>									
International Security Assistance:									
Foreign Military Financing Program .....	867	.....	867	867	.....	867	219	.....	219
Economic Support Fund .....	359	.....	359	359	.....	359	805	.....	805
Other .....	87	1	86	87	1	86	78	1	76
Total-International Security Assistance.....	1,313	1	1,313	1,313	1	1,313	1,102	1	1,100
Multilateral Assistance:									
Contribution to the International Development									
Other .....	177	.....	177	177	.....	177	88	.....	88
Total-Multilateral Assistance.....	177	.....	177	177	.....	177	88	.....	88
International Development Assistance:									
Agency for International Development:									
Development Assistance Program .....	114	.....	114	114	.....	114	84	.....	84
International Disaster Assistance.....	55	.....	55	55	.....	55	43	.....	43
Operating Expenses .....	75	.....	75	75	.....	75	54	.....	54
Other .....	76	24	53	76	24	53	147	25	122
Proprietary Receipts from the Public.....	.....	(**)	(**)	.....	(**)	(**)	.....	(**)	(**)
Intrabudgetary Transactions .....	9	.....	9	9	.....	9	6	.....	6
Total-Agency for International Development.....	329	24	306	329	24	306	334	25	308
Overseas Private Investment Corporation:									
Overseas Private Investment Corporation Account.....	5	4	1	5	4	1	6	7	-1
Proprietary Receipts from the Public.....	.....	2	-2	.....	2	-2	.....	1	-1
Total-Overseas Private Investment Corporation .....	5	6	-1	5	6	-1	6	8	-2
Peace Corps.....	24	(**)	24	24	(**)	24	26	10	16
Other .....	11	.....	11	11	.....	11	10	.....	10
Total-International Development Assistance.....	370	30	340	370	30	340	375	43	333
International Monetary Programs.....	-47	.....	-47	-47	.....	-47	212	.....	212
Military Sales Programs:									
Foreign Military Sales Trust Fund.....	1,794	.....	1,794	1,794	.....	1,794	1,707	.....	1,707
Proprietary Receipts from the Public.....	.....	1,278	-1,278	.....	1,278	-1,278	.....	1,140	-1,140
Other .....	75	(**)	75	75	(**)	75	44	(**)	44
Total-International Assistance Program.....	3,682	1,309	2,373	3,682	1,309	2,373	3,528	1,184	2,344
<b>National Aeronautics and Space Administration:</b>									
Science, Aeronautics, and Exploration .....	605	.....	605	605	.....	605	1,978	.....	1,978
Space Operations .....	414	.....	414	414	.....	414	704	.....	704
Other .....	51	.....	51	51	.....	51	217	.....	217
Proprietary Receipts from the Public.....	.....	(**)	(**)	.....	(**)	(**)	.....	(**)	(**)
Intrabudgetary Transactions .....	1	.....	1	1	.....	1	-1,416	.....	-1,416
Total-National Aeronautics and Space Administration .....	1,071	(**)	1,071	1,071	(**)	1,071	1,483	(**)	1,483
<b>National Science Foundation:</b>									
Research and Related Activities .....	444	.....	444	444	.....	444	398	.....	398
Education and Human Resources .....	52	.....	52	52	.....	52	46	.....	46
Other .....	33	.....	33	33	.....	33	33	.....	33
Proprietary Receipts from the Public.....	.....	(**)	(**)	.....	(**)	(**)	.....	(**)	(**)
Total-National Science Foundation.....	529	(**)	529	529	(**)	529	477	(**)	477
<b>Office of Personnel Management:</b>									
Government Payment for Annuitants, Employees									
Health and Life Insurance Benefits .....	774	.....	774	774	.....	774	738	.....	738
Payment to Civil Service Retirement And									
Civil Service Retirement and Disability Fund .....	5,846	.....	5,846	5,846	.....	5,846	5,473	.....	5,473
Employees Life Insurance Fund .....	211	295	-84	211	295	-84	189	281	-92
Employees and Retired Employees Health Benefits Fund.....	3,169	3,413	-244	3,169	3,413	-244	3,063	3,233	-171
Other .....	59	.....	59	59	.....	59	64	.....	64
Proprietary Receipts from the Public.....	.....	1	-1	.....	1	-1	.....	(**)	(**)
Intrabudgetary Transactions:									
Civil Service Retirement and Disability Fund:									
Other.....	-5	.....	-5	-5	.....	-5	-4	.....	-4
Total-Office of Personnel Management .....	10,055	3,709	6,346	10,055	3,709	6,346	9,522	3,514	6,008
<b>Small Business Administration:</b>									
Public Enterprise Funds:									
Business Loan Fund .....	55	14	42	55	14	42	7	2	4
Disaster Loan Fund .....	5	(**)	5	5	(**)	5	301	(**)	301
Other .....	(**)	1	-1	(**)	1	-1	1	1	(**)
Other .....	50	.....	50	50	.....	50	-223	.....	-223
Proprietary Receipts from the Public.....	.....	(**)	(**)	.....	(**)	(**)	.....	(**)	(**)
Total-Small Business Administration .....	111	15	96	111	15	96	85	3	82

**Table 5. Outlays of the U.S. Government, October 2009 and Other Periods - Continued**

Classification	[\$ millions]								
	This Month			Current Fiscal Year to Date			Prior Fiscal Year to Date		
	Gross Outlays	Applicable Receipts	Outlays	Gross Outlays	Applicable Receipts	Outlays	Gross Outlays	Applicable Receipts	Outlays
<b>Social Security Administration:</b>									
Payments to Social Security Trust Funds .....	4,916	.....	4,916	4,916	.....	4,916	3,841	.....	3,841
Supplemental Security Income Program.....	7,620	.....	7,620	7,620	.....	7,620	7,127	.....	7,127
<b>Federal Old-Age and Survivors Insurance Trust Fund (Off-Budget):</b>									
Benefit Payments.....	46,855	.....	46,855	46,855	.....	46,855	42,633	.....	42,633
Administrative Expenses.....	395	.....	395	395	.....	395	340	.....	340
Total--FOASI Trust Fund .....	47,250	.....	47,250	47,250	.....	47,250	42,974	.....	42,974
<b>Federal Disability Insurance Trust Fund (Off-Budget):</b>									
Benefit Payments.....	10,087	.....	10,087	10,087	.....	10,087	8,898	.....	8,898
Administrative Expenses.....	256	.....	256	256	.....	256	250	.....	250
Total--FDI Trust Fund .....	10,343	.....	10,343	10,343	.....	10,343	9,148	.....	9,148
Other .....	16	.....	16	16	.....	16	2	.....	2
<b>Proprietary Receipts from the Public:</b>									
On-Budget .....	.....	24	-24	.....	24	-24	.....	94	-94
Off-Budget .....	.....	3	-3	.....	3	-3	.....	3	-3
<b>Intrabudgetary Transactions:</b>									
Off-Budget <sup>4</sup> .....	-4,916	.....	-4,916	-4,916	.....	-4,916	-3,841	.....	-3,841
<b>Total--Social Security Administration .....</b>	<b>65,229</b>	<b>27</b>	<b>65,202</b>	<b>65,229</b>	<b>27</b>	<b>65,202</b>	<b>59,251</b>	<b>97</b>	<b>59,153</b>
<b>Other Independent Agencies:</b>									
Broadcasting Board of Governors.....	59	-3	62	59	-3	62	60	(**)	61
Corporation for National and Community Service .....	98	(**)	98	98	(**)	98	80	(**)	80
Corporation for Public Broadcasting .....	420	.....	420	420	.....	420	400	.....	400
<b>District of Columbia:</b>									
Courts.....	33	.....	33	33	.....	33	28	.....	28
General and Special Payments.....	51	(**)	51	51	(**)	51	80	(**)	80
Equal Employment Opportunity Commission.....	39	(**)	39	39	(**)	39	38	(**)	38
Export-Import Bank of the United States.....	-19	2	-21	-19	2	-21	1	60	-59
<b>Federal Communications Commission:</b>									
Universal Service Fund.....	784	.....	784	784	.....	784	720	.....	720
Spectrum Auction Program Account .....	(**)	.....	(**)	(**)	.....	(**)	(**)	.....	(**)
Other .....	33	2	31	33	2	31	9	2	8
<b>Federal Deposit Insurance Corporation:</b>									
Deposit Insurance Fund.....	376	424	-48	376	424	-48	417	.....	417
FSLIC Resolution Fund.....	2	(**)	2	2	(**)	2	(**)	1	-1
Total--Federal Deposit Insurance Corporation.....	378	424	-46	378	424	-46	418	1	416
Federal Drug Control Programs.....	18	.....	18	18	.....	18	41	.....	41
Federal Housing Finance Agency.....	10	.....	10	10	.....	10	-60	.....	-60
Intelligence Community Management Account .....	20	.....	20	20	.....	20	2	.....	2
Legal Services Corporation.....	1	.....	1	1	.....	1	3	.....	3
National Archives and Records Administration .....	47	2	45	47	2	45	42	2	40
National Credit Union Administration .....	59	31	28	59	31	28	1,184	927	256
National Endowment for the Arts .....	18	(**)	18	18	(**)	18	12	(**)	12
National Endowment for the Humanities.....	13	.....	13	13	.....	13	14	.....	14
Institute of Museum and Library Services.....	22	.....	22	22	.....	22	30	.....	30
National Labor Relations Board .....	29	(**)	29	29	(**)	29	27	(**)	27
Nuclear Regulatory Commission.....	102	89	13	102	89	13	98	87	11
<b>Postal Service:</b>									
<b>Off-Budget:</b>									
Public Enterprise Funds.....	7,579	6,057	1,522	7,579	6,057	1,522	7,104	6,848	256
Other.....	17	.....	17	17	.....	17	.....	.....	.....
Other .....	85	.....	85	85	.....	85	101	.....	101



**Table 5. Outlays of the U.S. Government, October 2009 and Other Periods - Continued**

Classification	[\$ millions]								
	This Month			Current Fiscal Year to Date			Prior Fiscal Year to Date		
	Gross Outlays	Applicable Receipts	Outlays	Gross Outlays	Applicable Receipts	Outlays	Gross Outlays	Applicable Receipts	Outlays
<b>Other Independent Agencies:—Continued</b>									
Railroad Retirement Board:									
Federal Windfall Subsidy .....	5	.....	5	5	.....	5	6	.....	6
Federal Payments to the Railroad Retirement Accounts.....	110	.....	110	110	.....	110	40	.....	40
Railroad Unemployment Insurance Trust Fund:									
Benefit Payments.....	16	.....	16	16	.....	16	9	.....	9
Transfer to Administrative Funds .....	2	.....	2	2	.....	2	2	.....	2
Rail Industry Pension Fund:									
Benefit Payments.....	364	.....	364	364	.....	364	350	.....	350
Advances from FOASDI Fund.....	-110	.....	-110	-110	.....	-110	-104	.....	-104
OASDI Certifications.....	113	.....	113	113	.....	113	104	.....	104
Administrative Expenses.....	-1	.....	-1	-1	.....	-1	-2	.....	-2
Transfer to Administrative Funds .....	8	.....	8	8	.....	8	8	.....	8
Other.....	(**)	.....	(**)	(**)	.....	(**)	(**)	.....	(**)
National Railroad Retirement Investment Trust:									
Administrative Expenses.....	6	.....	6	6	.....	6	8	.....	8
Transfers to the Railroad Retirement Trust Funds from the National Railroad Retirement Investment Trust.....	193	.....	193	193	.....	193	104	.....	104
Railroad Social Security Equivalent Benefit Account:									
Benefit Payments.....	520	.....	520	520	.....	520	490	.....	490
Transfer to Administrative Funds .....	4	.....	4	4	.....	4	4	.....	4
Other .....	1	.....	1	1	.....	1	(**)	.....	(**)
Proprietary Receipts from the Public.....	.....	852	-852	.....	852	-852	.....	-2,691	2,691
Intrabudgetary Transactions:									
Other.....	-303	.....	-303	-303	.....	-303	-144	.....	-144
Total--Railroad Retirement Board .....	929	852	77	929	852	77	875	-2,691	3,566
Securities and Exchange Commission.....	73	(**)	73	73	(**)	73	83	(**)	83
Smithsonian Institution.....	73	.....	73	73	.....	73	69	(**)	70
Tennessee Valley Authority .....	3,115	3,169	-54	3,115	3,169	-54	2,760	2,789	-28
Other .....	170	33	137	170	33	137	191	3	187
<b>Total--Other Independent Agencies .....</b>	<b>14,258</b>	<b>10,659</b>	<b>3,598</b>	<b>14,258</b>	<b>10,659</b>	<b>3,598</b>	<b>14,408</b>	<b>8,028</b>	<b>6,380</b>
<b>Undistributed Offsetting Receipts:</b>									
Other Interest.....	.....	(**)	(**)	.....	(**)	(**)	.....	(**)	(**)
Employer Share, Employee Retirement:									
Department of Health and Human Services:									
Federal Hospital Insurance Trust Fund:									
Federal Employer Contributions.....	-277	.....	-277	-277	.....	-277	-252	.....	-252
Postal Service Employer Contributions .....	-68	.....	-68	-68	.....	-68	-71	.....	-71
Department of State:									
Foreign Service Retirement and Disability Fund.....	-20	.....	-20	-20	.....	-20	-17	.....	-17
Other Defense Civil Programs:									
Military Retirement Fund.....	-5,780	.....	-5,780	-5,780	.....	-5,780	-4,860	.....	-4,860
Department of Defense Medicare-Eligible Retiree Health Care Fund.....									
.....	-11,097	.....	-11,097	-11,097	.....	-11,097	-10,644	.....	-10,644
Office of Personnel Management:									
Civil Service Retirement and Disability Fund .....	-1,986	.....	-1,986	-1,986	.....	-1,986	-1,836	.....	-1,836
Social Security Administration (Off-Budget):									
Federal Old-Age and Survivors Insurance Trust Fund:									
Federal Employer Contributions.....	-959	.....	-959	-959	.....	-959	-872	.....	-872
Federal Disability Insurance Trust Fund:									
Federal Employer Contributions.....	-163	.....	-163	-163	.....	-163	-148	.....	-148
Other .....	(**)	.....	(**)	(**)	.....	(**)	(**)	.....	(**)
<b>Total--Employer Share, Employee Retirement.....</b>	<b>-20,351</b>	<b>.....</b>	<b>-20,351</b>	<b>-20,351</b>	<b>.....</b>	<b>-20,351</b>	<b>-18,701</b>	<b>.....</b>	<b>-18,701</b>

**Table 5. Outlays of the U.S. Government, October 2009 and Other Periods - Continued**

Classification	[ \$ millions ]			Current Fiscal Year to Date			Prior Fiscal Year to Date		
	Gross Outlays	This Month Applicable Receipts	Outlays	Gross Outlays	Applicable Receipts	Outlays	Gross Outlays	Applicable Receipts	Outlays
<b>Undistributed Offsetting Receipts:—Continued</b>									
Interest Received by Trust Funds:									
Judicial Branch:									
Judicial Survivors Annuity Fund .....	-1	.....	-1	-1	.....	-1	-1	.....	-1
Department of Health and Human Services:									
Federal Hospital Insurance Trust Fund .....	-84	.....	-84	-84	.....	-84	-80	.....	-80
Federal Supplementary Medical Insurance Trust Fund .....	-32	.....	-32	-32	.....	-32	-35	.....	-35
Department of Homeland Security:									
Oil Spill Liability Trust Fund .....	(**)	.....	(**)	(**)	.....	(**)	1	.....	1
Other .....	(**)	.....	(**)	(**)	.....	(**)	(**)	.....	(**)
Department of Labor:									
Unemployment Trust Fund .....	-24	.....	-24	-24	.....	-24	-58	.....	-58
Department of State:									
Foreign Service Retirement and Disability Fund .....	(**)	.....	(**)	(**)	.....	(**)	(**)	.....	(**)
Department of Transportation:									
Airport and Airway Trust Fund .....	-2	.....	-2	-2	.....	-2	-1	.....	-1
Department of Veterans Affairs:									
National Service Life Insurance Fund .....	-2	.....	-2	-2	.....	-2	-2	.....	-2
United States Government Life Insurance Fund .....	(**)	.....	(**)	(**)	.....	(**)	(**)	.....	(**)
Corps of Engineers .....	(**)	.....	(**)	(**)	.....	(**)	(**)	.....	(**)
Other Defense Civil Programs:									
Military Retirement Fund .....	-2,980	.....	-2,980	-2,980	.....	-2,980	-1,658	.....	-1,658
Educational Benefits Fund .....	(**)	.....	(**)	(**)	.....	(**)	4	.....	4
Armed Forces Retirement Home .....	(**)	.....	(**)	(**)	.....	(**)	(**)	.....	(**)
Environmental Protection Agency .....	-8	.....	-8	-8	.....	-8	-7	.....	-7
Office of Personnel Management:									
Civil Service Retirement and Disability Fund .....	-3	.....	-3	-3	.....	-3	-4	.....	-4
Social Security Administration (Off-Budget):									
Federal Old-Age and Survivors Insurance Trust Fund .....	-27	.....	-27	-27	.....	-27	-28	.....	-28
Federal Disability Insurance Trust Fund .....	-39	.....	-39	-39	.....	-39	-29	.....	-29
Independent Agencies:									
Railroad Retirement Board .....	(**)	.....	(**)	(**)	.....	(**)	-7	.....	-7
Other .....	-1	.....	-1	-1	.....	-1	3	.....	3
Other .....	(**)	.....	(**)	(**)	.....	(**)	-3	.....	-3
Total--Interest Received by Trust Funds .....	-3,202	.....	-3,202	-3,202	.....	-3,202	-1,906	.....	-1,906
Rents and Royalties on the Outer Continental Shelf Lands .....	.....	165	-165	.....	165	-165	.....	357	-357
<b>Total--Undistributed Offsetting Receipts .....</b>	<b>-23,553</b>	<b>165</b>	<b>-23,718</b>	<b>-23,553</b>	<b>165</b>	<b>-23,718</b>	<b>-20,607</b>	<b>357</b>	<b>-20,964</b>
<b>Total Outlays .....</b>	<b>339,753</b>	<b>28,061</b>	<b>311,692</b>	<b>339,753</b>	<b>28,061</b>	<b>311,692</b>	<b>343,779</b>	<b>23,401</b>	<b>320,378</b>
<b>Total On-Budget .....</b>	<b>280,668</b>	<b>22,001</b>	<b>258,667</b>	<b>280,668</b>	<b>22,001</b>	<b>258,667</b>	<b>289,471</b>	<b>16,551</b>	<b>272,921</b>
<b>Total Off-Budget .....</b>	<b>59,085</b>	<b>6,060</b>	<b>53,025</b>	<b>59,085</b>	<b>6,060</b>	<b>53,025</b>	<b>54,308</b>	<b>6,851</b>	<b>47,457</b>
<b>Total Surplus (+) or Deficit .....</b>			<b>-176,364</b>			<b>-176,364</b>			<b>-155,531</b>
<b>Total On-Budget .....</b>			<b>-169,977</b>			<b>-169,977</b>			<b>-154,923</b>
<b>Total Off-Budget .....</b>			<b>-6,387</b>			<b>-6,387</b>			<b>-608</b>

**MEMORANDUM**

Receipts Offset Against Outlays (In Millions)

	Current Fiscal Year to Date	Comparable Period Prior Fiscal Year
Proprietary Receipts .....	11,187	5,875
Intrabudgetary Transactions .....	143,795	115,274
Governmental Receipts .....	439	504
<b>Total Receipts Offset Against Outlays .....</b>	<b>155,421</b>	<b>121,653</b>

<sup>1</sup>Outlays have been decreased by \$33 million for the month of September 2009 to reflect additional reporting by the Department of Homeland Security.

<sup>2</sup>Outlays have been decreased by \$3 million for the month of September 2009 to reflect additional reporting by the Department of Housing and Urban Development.

<sup>3</sup>Outlays have been increased by \$1 million for the month of September 2009 to reflect additional reporting by Selective Service System.

<sup>4</sup>Includes FICA and SECA tax credits, non-contributory military service credits, special benefits for the aged, and credit for the unnegotiated OASI benefit checks.

... No Transactions

(\*\*) Less than \$500,000

Note: Details may not add to totals due to rounding.

This Page Left Blank Intentionally

---

**Table 6. Means of Financing the Deficit or Disposition of Surplus by the U.S. Government, October 2009 and Other Periods**

Assets and Liabilities Directly Related to Budget Off-Budget Activity	Net Transactions (-) denotes net reduction of either liability or asset accounts					Account Balances Current Fiscal Year	
	This Month	Fiscal Year to Date		Beginning of		Close of This Month	
		This Year	Prior Year	This Year	This Month		
<b>Liability Accounts:</b>							
Borrowing from the Public:							
Treasury Securities, Issued Under General Financing Authorities:							
Debt Held by the Public .....	-63,975	-63,975	494,102	7,551,862	7,551,861	7,487,887	
Intragovernmental Holdings .....	47,237	47,237	55,267	4,357,967	4,357,967	4,405,204	
Total Treasury Securities Outstanding .....	-16,738	-16,738	549,370	11,909,829	11,909,828	11,893,091	
Plus Premium on Treasury Securities .....	2,010	2,010	1,357	10,339	10,339	12,349	
Less Discount on Treasury Securities .....	-1,586	-1,586	4,073	69,558	69,558	67,972	
Total Treasury Securities Net Of Premium and Discount .....	-13,142	-13,142	546,654	11,850,610	11,850,610	11,837,468	
Agency Securities, Issued Under Special Financing Authorities (See Schedule B. for Other Agency Borrowing, See Schedule C) .....	-43	-43	2,465	23,203	23,203	23,160	
Total Federal Securities .....	-13,185	-13,185	549,119	11,873,812	11,873,812	11,860,628	
Deduct:							
Federal Securities Held As Investments of Government Accounts (See Schedule D) .....	46,479	46,479	55,895	4,355,292	4,355,292	4,401,771	
Less Discount on Federal Securities Held as Investments of Government Accounts .....	-1,018	-1,018	1,281	25,467	25,467	24,450	
Net Federal Securities Held as Investments of Government Accounts .....	47,496	47,496	54,614	4,329,825	4,329,825	4,377,321	
Total Borrowing from the Public .....	-60,681	-60,681	494,505	7,543,987	7,543,987	7,483,306	
Accrued Interest Payable to the Public .....	12,107	12,107	7,435	41,373	41,373	53,480	
Allocations of Special Drawing Rights .....	195	195	-338	55,953	55,953	56,148	
Deposit Funds .....	496	496	-45	9,965	9,965	10,462	
Miscellaneous Liability Accounts (Includes Checks Outstanding Etc.) .....	6,653	6,653	3,492	9,230	9,230	15,883	
<b>Total Liability Accounts .....</b>	<b>-41,229</b>	<b>-41,229</b>	<b>505,050</b>	<b>7,660,508</b>	<b>7,660,508</b>	<b>7,619,279</b>	
<b>Asset Accounts (Deduct)</b>							
Cash and Monetary Assets:							
U.S. Treasury Operating Cash: <sup>1</sup>							
Federal Reserve Account .....	-88,604	-88,604	11,010	108,324	108,324	19,721	
Supplementary Financing Program Account .....	-149,945	-149,945	259,360	164,945	164,945	14,999	
Tax and Loan Note Accounts .....	(**)	(**)	-27,019	1,996	1,996	1,997	
Balance .....	-238,549	-238,549	243,350	275,265	275,265	36,716	
Special Drawing Rights:							
Total Holdings .....	202	202	-417	57,945	57,945	58,147	
SDR Certificates Issued to Federal Reserve Banks .....	.....	.....	.....	-5,200	-5,200	-5,200	
Balance .....	202	202	-417	52,745	52,745	52,947	
Reserve Position on the U.S. Quota in the IMF:							
U.S. Subscription to International Monetary Fund:							
Direct Quota Payments .....	.....	.....	.....	46,525	46,525	46,525	
Maintenance of Value Adjustments .....	205	205	-2,561	12,333	12,333	12,538	
Letter of Credit Issued to IMF .....	168	168	-3,471	-42,802	-42,802	-42,634	
Dollar Deposits with the IMF .....	-86	-86	-55	-44	-44	-130	
Receivable/payable (-) for Interim Maintenance of Value Adjustments .....	-158	-158	5,772	-2,543	-2,543	-2,701	
Balance .....	129	129	-314	13,469	13,469	13,598	
Other Cash and Monetary Assets .....	160	160	440	<sup>2</sup> 27,327	27,327	27,487	
Total Cash and Monetary Assets .....	-238,058	-238,058	243,060	368,806	368,806	130,748	
Non-Federal Securities of the National Railroad Retirement Investment Trust .....	422	422	-2,771	21,348	21,348	21,770	
Net Activity, Guaranteed Loan Financing .....	-531	-531	235	<sup>3</sup> -34,926	-34,926	-35,458	
Net Activity, Direct Loan Financing .....	19,738	19,738	108,672	594,691	594,691	614,429	
Miscellaneous Asset Accounts .....	836	836	324	-574	-574	262	
<b>Total Asset Accounts .....</b>	<b>-217,593</b>	<b>-217,593</b>	<b>349,519</b>	<b>949,345</b>	<b>949,345</b>	<b>731,752</b>	
<b>Excess of Liabilities (+) or Assets (-) .....</b>	<b>176,364</b>	<b>176,364</b>	<b>155,531</b>	<b>6,711,163</b>	<b>6,711,163</b>	<b>6,887,527</b>	
Transactions Not Applied to Current Year's Surplus Or Deficit (See Schedule A for Details) .....	.....	.....	.....	.....	.....	.....	
<b>Total Budget and Off-Budget Federal Entities (Financing of Deficit (+) or Disposition Of Surplus (-)) .....</b>	<b>176,364</b>	<b>176,364</b>	<b>155,531</b>	<b>6,711,163</b>	<b>6,711,163</b>	<b>6,887,527</b>	

<sup>1</sup>Major sources of information used to determine Treasury's operating cash balance include Federal Reserve Banks, the Treasury Regional Finance Centers, the Internal Revenue Service Centers, the Bureau of the Public Debt and various electronic systems. Deposits are reflected as received and withdrawals are reflected as processed.

<sup>2</sup>Includes adjustment of \$33 million for the month of September 2009 to reflect additional reporting by the Department of Homeland Security.

<sup>3</sup>Includes adjustment of \$3 million for the month of September 2009 to reflect additional reporting by the Department of Housing and Urban Development.

... No Transactions

Note: Details may not add to totals due to rounding.

**Table 6. Schedule A-Analysis of Change in Excess of Liabilities of the U.S. Government, October 2009 and Other Periods**

Classification	[\$ millions]		
	This Month	Fiscal Year to Date	
		This Year	Prior Year
Excess of Liabilities Beginning of Period:			
Based on Composition of Unified Budget in			
Preceding Period .....	6,711,199	6,711,199	5,294,525
Adjustments During Current Fiscal Year for			
Changes in Composition of Unified Budget:			
Revisions by Federal Agencies to the Prior Budget Results .....	-36	-36	-7
Excess of Liabilities Beginning of Period (Current Basis).....	6,711,163	6,711,163	5,294,518
Budget Surplus (-) or Deficit:			
Based on Composition of Unified Budget in Prior Fiscal Yr.....	176,364	176,364	155,531
Total Surplus (-) or Deficit (Table 2).....	176,364	176,364	155,531
Total-On-Budget (Table 2).....	169,977	169,977	154,923
Total-Off-Budget (Table 2).....	6,387	6,387	608
Transactions Not Applied to Current Year's Surplus or Deficit:			
Seigniorage.....	.....	.....	.....
Total-Transactions Not Applied to Current Year's			
Surplus or Deficit.....	.....	.....	.....
Excess of Liabilities Close of Period.....	6,887,527	6,887,527	5,450,049

... No Transactions

Note: Details may not add to totals due to rounding.

**Table 6. Schedule B-Securities Issued by Federal Agencies Under Special Financing Authorities, October 2009 and Other Periods**

Classification	[\$ millions]					
	Net Transactions (-) denotes net reduction of liability accounts			Account Balances Current Fiscal Year		
	This Month	Fiscal Year to Date		Beginning of		Close of This Month
		This Year	Prior Year	This Year	This Month	
Agency Securities, Issued Under Special Financing Authorities:						
Obligations Guaranteed by the United States,						
Issued By:						
Department of Housing and Urban Development:						
Federal Housing Administration .....	.....	.....	.....	33	33	33
Obligations Not Guaranteed by the United States,						
Issued By:						
Legislative Branch:						
Architect of the Capitol.....	1	1	-1	144	144	145
Independent Agencies:						
Federal Communications Commission.....	.....	.....	.....	(**)	(**)	(**)
National Archives and Records Administration .....	.....	.....	.....	193	193	193
Tennessee Valley Authority .....	-44	-44	2,467	22,834	22,834	22,790
Total Agency Securities .....	-43	-43	2,465	23,203	23,203	23,160

... No Transactions

Note: Details may not add to totals due to rounding.

(\* \*) Less than \$500,000.

**Table 6. Schedule C (Memorandum)-Federal Agency Borrowing Financed Through the Issue of Treasury Securities, October 2009 and Other Periods**

Classification	[\$ millions]					
	This Month	Transactions		Account Balances Current Fiscal Year		
		Fiscal Year to Date		Beginning of		Close of This Month
		This Year	Prior Year	This Year	This Month	
<b>Borrowing from the Treasury:</b>						
Department of Agriculture:						
Farm Service Agency:						
Commodity Credit Corporation.....	5,745	5,745	6,376	3,503	3,503	9,248
Agricultural Credit Insurance Fund.....	.....	.....	.....	7,521	7,521	7,521
Farm Storage Facility Loans.....	.....	.....	.....	592	592	592
Apple Loans Fund.....	.....	.....	.....	(**)	(**)	(**)
Emergency Boll Weevil Loan Fund.....	(**)	(**)	.....	(**)	(**)	(**)
Rural Housing Service:						
Rural Housing Insurance.....	155	155	71	13,610	13,610	13,764
Rural Community Facility Loans Fund.....	40	40	48	2,976	2,976	3,016
Multifamily Housing Revitalization Loan Account.....	2	2	8	89	89	91
Rural Business - Cooperative Service:						
Rural Business and Industry Loans.....	.....	.....	.....	83	83	83
Rural Development Loan Fund.....	2	2	2	289	289	291
Rural Economic Development Loan Fund.....	2	2	3	110	110	112
Rural Utilities Service:						
Rural Water and Waste Disposal Fund.....	85	85	104	8,654	8,654	8,739
Rural Electrification and Telecommunications Fund.....	78	78	104	16,516	16,516	16,595
Rural Telephone Bank.....	2	2	2	488	488	490
Distance Learning and Telemedicine Program.....	15	15	4	416	416	431
Foreign Agricultural Service.....	.....	.....	.....	778	778	778
Department of Commerce:						
National Oceanic and Atmospheric Administration:						
Fisheries Finance.....	4	4	(**)	482	482	487
Fishing Vessel Obligations.....	.....	.....	.....	5	5	5
Department of Defense - Military:						
Arms Initiative Loans.....	.....	.....	.....	1	1	1
Family Housing Improvement Loans.....	63	63	.....	383	383	446
Department of Education:						
College Housing and Academic Facilities Loans.....	(**)	(**)	(**)	72	72	72
Federal Direct Student Loans.....	7,825	7,825	12,513	179,096	179,096	186,921
Teach Grant Loans.....	11	11	28	68	68	79
Temporary Student Loan Purchase Authority.....	10,695	10,695	3,530	54,221	54,221	64,917
Federal Family Education Loans.....	.....	.....	.....	1,462	1,462	1,462
Department of Energy:						
Bonneville Power Administration Fund.....	110	110	.....	2,130	2,130	2,240
Western Area Power Administration - Recovery Act.....	25	25	.....	.....	.....	25
Department of Health and Human Services:						
Health Education Assistance Loans.....	-1	-1	.....	2	2	(**)
Department of Homeland Security:						
National Flood Insurance Fund.....	.....	.....	.....	19,000	19,000	19,000
Disaster Assistance Loan Fund.....	.....	.....	.....	4	4	4
Department of Housing and Urban Development:						
Public and Indian Housing Programs:						
Low-Rent Public Housing - Loans and Other Expenses.....	.....	.....	1	5	5	5
Housing Programs:						
Federal Housing Administration.....	.....	.....	.....	4,420	4,420	4,420
Green Retrofit Program for Multifamily Housing-Recovery Act.....	9	9	.....	.....	.....	9
Department of the Interior:						
Helium Fund.....	.....	.....	.....	252	252	252
Bureau of Reclamation Loan Fund.....	.....	.....	-1	49	49	49
Bureau of Indian Affairs.....	.....	.....	.....	8	8	8
Assistance to American Samoa Loan Fund.....	.....	.....	.....	7	7	7
Department of Justice:						
Department of Labor:						
Black Lung Disability Trust Fund.....	.....	.....	6,496	6,158	6,158	6,158
Department of State:						
Repatriation Loans.....	.....	.....	.....	2	2	2
Department of Transportation:						
Federal Aviation Administration:						
Aircraft Purchase Loan Guarantee Program.....	.....	.....	.....	(**)	(**)	(**)
Federal Highway Administration:						
Transportation Infrastructure Finance and Innovation Fund.....	28	28	6	1,927	1,927	1,955
Federal Railroad Administration:						
Railroad Rehabilitation and Improvement Loan Fund.....	(**)	(**)	.....	379	379	379
Other.....	.....	.....	.....	(**)	(**)	(**)
Maritime Administration:						
Ocean Freight Differential.....	.....	.....	-108	149	149	149
Maritime Guaranteed Loan (Title XI) Fund.....	.....	.....	.....	21	21	21
Department of Treasury:						
Departmental Offices:						
Community Development Financial Institutions Fund.....	.....	.....	.....	41	41	41
Housing and Economic Recovery Programs.....	45,373	45,373	21,500	208,916	208,916	254,289
Troubled Assets Insurance Financing Fund.....	.....	.....	.....	774	774	774
Troubled Asset Relief Program.....	.....	.....	81,652	142,561	142,561	142,561

**Table 6. Schedule C (Memorandum)-Federal Agency Borrowing Financed Through the Issue of Treasury Securities, October 2009 and Other Periods**

Classification	[\$ millions]					
	Transactions			Account Balances Current Fiscal Year		
	This Month	Fiscal Year to Date		Beginning of		Close of This Month
This Year		Prior Year	This Year	This Month		
<b>Borrowing from the Treasury:—Continued</b>						
Department of Treasury:—Continued						
Federal Financing Bank Revolving Fund .....	-900	-900	1,190	47,107	47,107	46,207
Department of Veterans Affairs:						
Veterans Housing Benefit Program Fund.....	103	103	.....	1,491	1,491	1,595
Native American Veteran Housing Fund.....	5	5	.....	52	52	57
Vocational Rehabilitation Loan Fund .....	(**)	(**)	.....	2	2	2
Corps of Engineers:						
Washington Aqueduct.....	.....	.....	.....	8	8	8
Environmental Protection Agency:						
Abatement, Control, and Compliance Loan Program.....	.....	.....	.....	10	10	10
General Services Administration:						
Land Acquisition and Development Fund.....	.....	.....	.....	(**)	(**)	(**)
International Assistance Program:						
International Security Assistance:						
Foreign Military Loan Program.....	.....	.....	.....	8	8	8
Military Debt Reduction.....	.....	.....	.....	30	30	30
Agency for International Development:						
International Debt Reduction .....	.....	.....	.....	477	477	477
Development Credit Authority Loan Fund .....	.....	.....	.....	(**)	(**)	(**)
Overseas Private Investment Corporation .....	19	19	5	1,007	1,007	1,025
Small Business Administration:						
Business Loan Fund .....	.....	.....	.....	2,953	2,953	2,953
Disaster Loan Fund .....	.....	.....	.....	7,920	7,920	7,920
Independent Agencies:						
Export-Import Bank of the United States.....	198	198	.....	3,805	3,805	4,003
Federal Communications Commission:						
Spectrum Auction Loan Fund .....	.....	.....	.....	46	46	46
National Credit Union Administration .....	.....	.....	.....	1,000	1,000	1,000
Presidio Trust Fund .....	.....	.....	.....	50	50	50
Railroad Retirement Board:						
Social Security Equivalent Benefit Account.....	334	334	298	3,359	3,359	3,693
Smithsonian Institution:						
John F. Kennedy Center Parking Facilities .....	.....	.....	.....	20	20	20
<b>Total Agency Borrowing from the Treasury</b>						
<b>Financed Through Treasury Securities Issued .....</b>	<b>70,027</b>	<b>70,027</b>	<b>133,832</b>	<b>747,566</b>	<b>747,566</b>	<b>817,593</b>
<b>Borrowing from the Federal Financing Bank:</b>						
Department of Agriculture:						
Rural Utilities Service:						
Rural Electrification and Telecommunications Fund .....	597	597	298	28,438	28,438	29,035
Department of Defense - Military:						
Department of the Navy .....	.....	.....	.....	1,624	1,624	1,624
Defense Agencies.....	.....	.....	.....	-1,624	-1,624	-1,624
Department of Education:						
Historically Black College and University Capital						
Financing Fund .....	(**)	(**)	4	452	452	452
Department of Energy:						
Title 17 Innovative Technology Loans.....	43	43	.....	908	908	951
Department of Health and Human Services:						
Health Maintenance Organization Loan and						
Loan Guarantee Fund.....	.....	.....	.....	(**)	(**)	(**)
Department of Housing and Urban Development:						
Low-Rent Housing - Loans and Other Expenses .....	.....	.....	.....	587	587	587
Department of Transportation:						
Railroad Rehabilitation and Improvement Loan Fund .....	.....	.....	.....	2	2	2
Department of Veterans Affairs:						
Guaranteed Transitional Housing for Homeless Veterans .....	.....	.....	.....	5	5	5
General Services Administration:						
Federal Buildings Fund.....	(**)	(**)	-7	2,026	2,026	2,027
International Assistance Program:						
Foreign Military Financing Program .....	(**)	(**)	(**)	545	545	545
Small Business Administration:						
Business Loan Fund .....	(**)	(**)	-1	5	5	5
Independent Agencies:						
National Credit Union Administration .....	-3	-3	578	18,384	18,384	18,381
Postal Service.....	-1,423	-1,423	-151	10,200	10,200	8,777
<b>Total Borrowing from the Federal Financing Bank.....</b>	<b>-786</b>	<b>-786</b>	<b>721</b>	<b>61,552</b>	<b>61,552</b>	<b>60,767</b>

Note: This table includes lending by the Federal Financing Bank accomplished by the purchase of agency financial assets, by the acquisition of agency debt securities, and by direct loans on behalf of an agency. The Federal Financing Bank borrows from Treasury and issues its own securities and in turn may loan these funds to agencies in lieu of agencies borrowing directly through Treasury or issuing their own securities.

... No Transactions  
 (\*\*\*) Less than \$500,000  
 Note: Details may not add to totals due to rounding.

**Table 6. Schedule D-Investments of Federal Government Accounts in Federal Securities, October 2009 and Other Periods**

Classification	[\$ millions]					
	Net Purchases or Sales (-)			Securities Held as Investments Current Fiscal Year		
	This Month	Fiscal Year to Date		Beginning of		Close of This Month
This Year		Prior Year	This Year	This Month		
<b>Federal Funds:</b>						
Department of Agriculture .....	-4	-4	8	118	118	114
Department of Commerce.....	3	3	3	.....	.....	3
Department of Defense-Military:						
Defense Cooperation Account .....	(**)	(**)	7	7	7	7
Department of Energy .....	235	235	269	49,499	49,499	49,733
Department of Health and Human Services.....	1	1	.....	2,114	2,114	2,114
Department of Housing and Urban Development:						
Housing Programs:						
Federal Housing Administration Fund.....	57	57	152	10,668	10,668	10,726
Government National Mortgage Association:						
Guarantees of Mortgage-Backed Securities .....	11	11	-22	9,257	9,257	9,268
Department of the Interior .....	276	276	62	7,006	7,006	7,281
Department of Labor.....	-703	-703	1,436	15,048	15,048	14,344
Department of Transportation .....	22	22	52	1,301	1,301	1,323
Department of the Treasury.....	180	180	752	21,365	21,365	21,545
Department of Veterans Affairs:						
Veterans Reopened Insurance Fund .....	-3	-3	-3	331	331	328
Servicemen's Group Life Insurance Fund .....	.....	.....	.....	1	1	1
Other Defense Civil Programs:						
Uniformed Services Retiree Health Care Fund .....	18,506	18,506	20,369	126,821	126,821	145,327
Office of Personnel Management:						
Postal Service Contributions .....	.....	.....	.....	35,115	35,115	35,115
Independent Agencies:						
Federal Deposit Insurance Corporation:						
Deposit Insurance Fund.....	-12	-12	-418	23,087	23,087	23,075
FSLIC Resolution Fund.....	-2	-2	1	3,313	3,313	3,311
Federal Housing Finance Agency.....	63	63	.....	38	38	101
National Credit Union Administration .....	-39	-39	316	9,567	9,567	9,528
Postal Service.....	-3,239	-3,239	-405	4,249	4,249	1,009
Tennessee Valley Authority .....	(**)	(**)	2,511	25	25	25
Other .....	-111	-111	1	14,210	14,210	14,099
Other .....	80	80	21	8,402	8,402	8,482
Total Treasury Securities .....	15,320	15,320	25,111	341,540	341,540	356,860
<b>Total Federal Funds.....</b>	<b>15,320</b>	<b>15,320</b>	<b>25,111</b>	<b>341,540</b>	<b>341,540</b>	<b>356,860</b>
<b>Trust Funds:</b>						
Legislative Branch:						
Library of Congress .....	(**)	(**)	(**)	37	37	37
United States Tax Court.....	.....	.....	.....	10	10	10
Other .....	10	10	2	33	33	43
Judicial Branch:						
Judicial Retirement Funds .....	-5	-5	-7	824	824	819
Department of Agriculture .....	-32	-32	21	46	46	14
Department of Defense-Military:						
Voluntary Separation Incentive Fund .....	23	23	26	460	460	483
Other .....	1	1	(**)	368	368	369
Department of Health and Human Services:						
Federal Hospital Insurance Trust Fund .....	-9,460	-9,460	-7,750	309,702	309,702	300,242
Federal Supplementary Medical Insurance Trust						
Fund .....	-5,951	-5,951	-4,295	61,764	61,764	55,813
Other .....	25	25	26	2,932	2,932	2,958



**Table 6. Schedule D-Investments of Federal Government Accounts in Federal Securities, October 2009 and Other Periods**  
 [\$ millions]

Classification	Net Purchases or Sales (-)			Securities Held as Investments Current Fiscal Year		
	This Month	Fiscal Year to Date		Beginning of		Close of This Month
		This Year	Prior Year	This Year	This Month	
<b>Trust Funds—Continued</b>						
Department of Homeland Security.....	-15	-15	10	3,380	3,380	3,365
Department of the Interior.....	-3	-3	-19	40	40	36
Department of Labor:						
Unemployment Trust Fund.....	-2,152	-2,152	-4,133	19,628	19,628	17,476
Other.....	-7	-7	-10	64	64	57
Department of State:						
Foreign Service Retirement and Disability Fund.....	-46	-46	23	15,334	15,334	15,287
Other.....	(**)	(**)	(**)	37	37	37
Department of Transportation:						
Airport and Airway Trust Fund.....	-25	-25	758	7,829	7,829	7,804
Highway Trust Fund.....	-3,483	-3,483	-1,905	11,484	11,484	8,001
Other.....	.....	.....	(**)	(**)	(**)	(**)
Department of Treasury.....	-54	-54	-54	1,033	1,033	979
Department of Veterans Affairs:						
General Post Fund, National Homes.....	.....	.....	.....	78	78	78
National Service Life Insurance.....	-83	-83	-86	8,735	8,735	8,652
United States Government Life Insurance Fund.....	(**)	(**)	-1	26	26	25
Veterans Special Life Insurance Fund.....	-8	-8	-9	2,001	2,001	1,992
Corps of Engineers.....	73	73	114	5,158	5,158	5,230
Other Defense Civil Programs:						
Military Retirement Fund.....	59,411	59,411	51,580	240,807	240,807	300,218
Other.....	53	53	63	2,076	2,076	2,129
Environmental Protection Agency.....	-110	-110	-64	6,642	6,642	6,531
National Aeronautics and Space Administration.....	.....	.....	.....	15	15	15
Office of Personnel Management:						
Civil Service Retirement and Disability Fund:						
Treasury Securities.....	-3,476	-3,476	-3,246	754,244	754,244	750,768
Employees Life Insurance Fund.....	89	89	97	36,146	36,146	36,235
Employees and Retired Employees Health Benefits Fund.....	249	249	174	15,369	15,369	15,619
Social Security Administration:						
Federal Old-Age and Survivors Insurance Trust Fund.....	-1,331	-1,331	1,320	2,296,316	2,296,316	2,294,985
Federal Disability Insurance Trust Fund.....	-2,838	-2,838	-1,820	207,932	207,932	205,094
Independent Agencies:						
Harry S. Truman Memorial Scholarship Trust Fund.....	-10	-10	.....	56	56	45
Japan-United States Friendship Commission.....	.....	.....	5	38	38	38
Railroad Retirement Board:						
Treasury Securities.....	327	327	-68	2,310	2,310	2,637
Agency Securities.....	1	1	.....	1	1	2
Other.....	-10	-10	32	800	800	790
Total Treasury Securities.....	31,158	31,158	30,784	4,013,751	4,013,751	4,044,909
Total Agency Securities.....	1	1	.....	1	1	2
<b>Total Trust Funds.....</b>	<b>31,159</b>	<b>31,159</b>	<b>30,784</b>	<b>4,013,752</b>	<b>4,013,752</b>	<b>4,044,911</b>
<b>Grand Total.....</b>	<b>46,479</b>	<b>46,479</b>	<b>55,895</b>	<b>4,355,292</b>	<b>4,355,292</b>	<b>4,401,771</b>

... No Transactions  
 (\*\*) Less than \$500,000

Note: Investments are in Treasury securities unless otherwise noted.  
 Note: Details may not add to totals due to rounding.

**Table 6. Schedule E-Net Activity, Guaranteed and Direct Loan Financing, October 2009 and Other Periods**

Classification	[\$ millions]					
	Net Transactions (-) denotes net reduction of liability accounts			Account Balances Current Fiscal Year		
	This Month	Fiscal Year to Date		Beginning of		Close of
	This Year	Prior Year	This Year	This Month	This Month	
<b>Guaranteed Loan Financing Activity:</b>						
Department of Agriculture:						
Farm Service Agency:						
Commodity Credit Corporation Export Fund .....	8	8	-20	153	153	161
Agricultural Credit Insurance Fund.....	(**)	(**)	(**)	-331	-331	-331
Rural Housing Service:						
Rural Community Facility Loans .....	(**)	(**)	(**)	-27	-27	-27
Rural Housing Insurance Fund .....	-59	-59	-11	-1,000	-1,000	-1,059
Rural Business-Cooperative Service:						
Rural Business and Industry Loans .....	2	2	1	-156	-156	-154
Renewable Energy Guaranteed Loan Account .....	(**)	(**)	(**)	-7	-7	-7
Rural Utilities Service:						
Rural Water and Waste Disposal Fund.....	.....	.....	(**)	-23	-23	-23
Department of Commerce:						
General Administration:						
Emergency Oil, Gas, and Steel Account.....	.....	.....	.....	5	5	5
National Oceanic and Atmospheric Administration:						
Fishing Vessel Obligations.....	(**)	(**)	(**)	3	3	3
Department of Defense-Military .....	(**)	(**)	(**)	-23	-23	-23
Department of Education:						
Office of Student Financial Assistance:						
Federal Family Education Loans.....	-566	-566	300	-6,025	-6,025	-6,591
Department of Health and Human Services:						
Health Resources and Services Administration:						
Health Center Loans.....	.....	.....	.....	-2	-2	-2
Health Education Assistance Loans.....	(**)	(**)	1	-65	-65	-65
Department of Housing and Urban Development:						
Public and Indian Housing Programs:						
Indian Housing Loans .....	(**)	(**)	(**)	-39	-39	-39
Native Hawaiian Housing Loans .....	.....	.....	.....	(**)	(**)	(**)
Community Planning and Development:						
Community Development Loans .....	.....	.....	.....	-102	-102	-102
Housing Programs:						
FHA-Mutual Mortgage Insurance Loans .....	-23	-23	-176	-18,493	-18,493	-18,516
FHA-General and Special Risk Fund .....	76	76	70	-5,445	-5,445	-5,369
Home Ownership Preservation Entity Fund .....	(**)	(**)	.....	-1	-1	-1
Government National Mortgage Association:						
Guarantees of Mortgaged-Backed Securities .....	-41	-41	-35	-868	-868	-908
Department of the Interior:						
Bureau of Indian Affairs .....	-3	-3	-1	-34	-34	-38
Department of Transportation:						
Office of the Secretary:						
Minority Business Resource Center Fund.....	.....	.....	.....	(**)	(**)	(**)
Federal Highway Administration:						
Transportation Infrastructure Finance and Innovation Fund.....	.....	.....	.....	(**)	(**)	(**)
Maritime Administration:						
Maritime Guaranteed Loan (Title XI) Fund.....	1	1	(**)	-229	-229	-228
Department of the Treasury:						
Departmental Offices:						
Air Transportation Stabilization Fund .....	.....	.....	.....	(**)	(**)	(**)
Troubled Assets Insurance Financing Fund.....	-81	-81	.....	592	592	511
Department of Veterans Affairs:						
Veterans Benefits Administration:						
Veterans Housing Benefit Program Fund.....	-21	-21	82	-2,577	-2,577	-2,598
Guaranteed Transitional Housing Loans for Homeless Veterans.....	(**)	(**)	(**)	(**)	(**)	(**)
International Assistance Program:						
Agency for International Development:						
Loan Guarantees to Israel .....	.....	.....	.....	-1,233	-1,233	-1,233
Urban and Environmental Credit Guaranteed Loans .....	(**)	(**)	(**)	-102	-102	-102
Microenterprise and Small Enterprise Development .....	.....	.....	.....	-1	-1	-1
Development Credit Authority Loan Fund.....	(**)	(**)	(**)	-43	-43	-43
Loan Guarantees to Egypt .....	.....	.....	.....	-192	-192	-192
Overseas Private Investment Corporation .....	-7	-7	-6	-128	-128	-135
Small Business Administration:						
Business Loan Fund .....	199	199	124	2,337	2,337	2,535
Independent Agencies:						
Export-Import Bank of the United States.....	-15	-15	-91	-869	-869	-884
<b>Net Activity, Guaranteed Loan Financing .....</b>	<b>-531</b>	<b>-531</b>	<b>235</b>	<b>-34,926</b>	<b>-34,926</b>	<b>-35,458</b>
<b>Direct Loan Financing Activity:</b>						
Department of Agriculture:						
Farm Service Agency:						
Agricultural Credit Insurance Fund.....	25	25	-31	5,956	5,956	5,981
Farm Storage Facility Loans .....	12	12	4	409	409	421
Apple Loans Fund.....	.....	.....	(**)	(**)	(**)	(**)
Emergency Boll Weevil Loan Fund .....	.....	.....	.....	(**)	(**)	(**)
Natural Resources Conservation Service:						
Agricultural Resource Conservation Demonstration Program .....	.....	.....	.....	(**)	(**)	(**)
Rural Housing Service:						
Rural Community Facility Loans Fund .....	23	23	32	2,596	2,596	2,619
Rural Housing Insurance Fund .....	62	62	-22	13,189	13,189	13,250
Multifamily Housing Revitalization Loan Account.....	1	1	4	68	68	69

**Table 6. Schedule E-Net Activity, Guaranteed and Direct Loan Financing, October 2009 and Other Periods**

[\$ millions]

Classification	Net Transactions (-) denotes net reduction of liability accounts			Account Balances Current Fiscal Year		
	This Month	Fiscal Year to Date		Beginning of		Close of This Month
		This Year	Prior Year	This Year	This Month	
<b>Direct Loan Financing Activity:—Continued</b>						
Department of Agriculture:—Continued						
Rural Business-Cooperative Service:						
Rural Business and Industry Loan Fund .....	(**)	(**)	(**)	19	19	19
Rural Development Loan Fund .....	-1	-1	-1	280	280	279
Rural Economic Development Loan Fund.....	2	2	1	91	91	93
Rural Utilities Service:						
Rural Water and Waste Disposal Loans .....	42	42	61	7,588	7,588	7,630
Rural Electrification and Telecommunications Fund .....	634	634	334	35,445	35,445	36,079
Rural Telephone Bank .....	-1	-1	-2	434	434	433
Distance Learning and Telemedicine Program .....	13	13	1	372	372	385
Rural Development Insurance Fund .....	.....	.....	.....	1,065	1,065	1,065
Foreign Agricultural Service:						
P.L. 480 Direct Loan Fund .....	-15	-15	-20	647	647	632
International Debt Reduction .....	-1	-1	.....	75	75	74
Department of Commerce:						
National Oceanic and Atmospheric Administration:						
Fisheries Finance .....	(**)	(**)	-3	482	482	482
Department of Defense-Military .....						
.....	-16	-16	-1	383	383	367
Department of Education:						
Office of Postsecondary Education:						
College Housing and Academic Facilities Loans.....	(**)	(**)	(**)	11	11	11
Historically Black College and University Capital Financing Fund .....	-1	-1	4	146	146	145
Office of Student Financial Assistance:						
Federal Direct Student Loans .....	3,587	3,587	1,670	147,002	147,002	150,589
Teach Grant Loans .....	10	10	1	50	50	60
Temporary Student Loan Purchase Authority .....	6,843	6,843	3,511	56,876	56,876	63,719
Department of Energy:						
Advanced Technology Vehicles Manufacturing Loans.....	.....	.....	.....	420	420	420
Title 17 Innovative Technology Loans.....	40	40	.....	20	20	60
Department of Homeland Security:						
Disaster Assistance Loan Fund .....	(**)	(**)	(**)	4	4	4
Department of Housing and Urban Development:						
Housing Programs:						
FHA-Mutual Mortgage Insurance Loans .....	(**)	(**)	(**)	-4	-4	-4
FHA-General and Special Risk Fund .....	.....	.....	.....	(**)	(**)	(**)
Department of the Interior:						
Bureau of Reclamation .....	.....	.....	-1	50	50	50
Bureau of Indian Affairs .....	(**)	(**)	(**)	7	7	7
Assistance to American Samoa Loan Fund .....	.....	.....	.....	7	7	7
Department of State:						
Administration of Foreign Affairs:						
Repatriation Loans.....	(**)	(**)	-1	-7	-7	-7
Department of Transportation:						
Federal Highway Administration:						
Transportation Infrastructure Finance and Innovation Fund.....	25	25	2	1,913	1,913	1,939
Federal Railroad Administration:						
Railroad Rehabilitation and Improvement Loan Fund .....	(**)	(**)	(**)	376	376	376
Department of the Treasury:						
Departmental Offices:						
Community Development Financial Institutions Fund .....	-1	-1	(**)	41	41	39
GSE Mortgage-Backed Securities Purchase Program.....	7,796	7,796	21,500	176,027	176,027	183,823
Troubled Asset Relief Program .....	542	542	81,652	129,318	129,318	129,860
Financial Management Service.....	.....	.....	.....	(**)	(**)	(**)
Department of Veterans Affairs:						
Veterans Benefits Administration:						
Veterans Housing Benefit Program Fund.....	36	36	6	1,482	1,482	1,518
Native American Veteran Housing Fund .....	2	2	(**)	48	48	50
Vocational Rehabilitation Loan Fund .....	(**)	(**)	(**)	1	1	1
Environmental Protection Agency:						
Abatement, Control, and Compliance Loan Program.....	.....	.....	(**)	10	10	10
International Assistance Program:						
International Security Assistance:						
Foreign Military Loan Program.....	.....	.....	.....	7	7	7
Military Debt Reduction.....	.....	.....	.....	29	29	29
Agency for International Development:						
International Debt Reduction .....	(**)	(**)	-3	214	214	214
Overseas Private Investment Corporation .....	10	10	1	748	748	758
Small Business Administration:						
Business Loan Fund .....	1	1	(**)	89	89	90
Disaster Loan Fund .....	-36	-36	-18	7,097	7,097	7,062
Independent Agencies:						
Export-Import Bank of the United States.....	104	104	-10	3,576	3,576	3,680
Federal Communications Commission:						
Spectrum Auction Loan Fund .....	.....	.....	.....	34	34	34
<b>Net Activity, Direct Loan Financing.....</b>	<b>19,738</b>	<b>19,738</b>	<b>108,672</b>	<b>594,691</b>	<b>594,691</b>	<b>614,429</b>

Note: Federal credit programs provide benefits to the public in the form of direct loans and loan guarantees. This table reflects cash transactions and balances of the nonbudgetary financing fund accounts that result from the disbursement of loans, collection of fees, repayment of principle, sale of collateral, interest, and subsidy received from the credit program accounts at net present value in accordance with the Credit Reform Act of 1990.

Unreimbursed costs such as administrative expenses and subsidy payments are reported on a cash basis and included within each program's budgetary totals in Table 5.

... No Transactions

(\*) Less than \$500,000

Note: Details may not add to totals due to rounding.

**Table 7. Receipts and Outlays of the U.S. Government by Month, Fiscal Year 2010**

[\$ millions]

Classification	Oct.	Nov.	Dec.	Jan.	Feb.	March	April	May	June	July	Aug.	Sept.	Fiscal Year to Date	Comparable Period Prior F.Y.
<b>Receipts:</b>														
Individual Income Taxes .....	61,248												61,248	86,323
Corporation Income Taxes.....	-4,505												-4,505	81
Social Insurance And Retirement Receipts:														
Employment and General Retirement.....	61,552												61,552	62,304
Unemployment Insurance.....	1,346												1,346	2,007
Other Retirement.....	390												390	394
Excise Taxes .....	4,347												4,347	3,911
Estate and Gift Taxes .....	1,556												1,556	2,097
Customs Duties .....	2,159												2,159	2,633
Miscellaneous Receipts .....	7,236												7,236	5,097
<b>Total--Receipts This Year.....</b>	<b>135,328</b>												<b>135,328</b>	<b>.....</b>
<b>(On-Budget).....</b>	<b>88,690</b>												<b>88,690</b>	<b>.....</b>
<b>(Off-Budget).....</b>	<b>46,638</b>												<b>46,638</b>	<b>.....</b>
<i>Total--Receipts Prior Year .....</i>	<i>164,847</i>												<i>.....</i>	<i>164,847</i>
<i>(On Budget).....</i>	<i>117,998</i>												<i>.....</i>	<i>117,998</i>
<i>(Off Budget).....</i>	<i>46,849</i>												<i>.....</i>	<i>46,849</i>
<b>Outlays:</b>														
Legislative Branch .....	363												363	378
Judicial Branch .....	695												695	706
Department of Agriculture:														
Commodity Credit Corporation and Foreign Agricultural Service.....	6,001												6,001	6,613
Other .....	9,245												9,245	8,090
Department of Commerce.....	810												810	748
Department of Defense:														
Military:														
Military Personnel .....	30,794												30,794	28,995
Operation and Maintenance.....	20,218												20,218	19,981
International Reconstruction and Other Assistance .....	2												2	2
Procurement.....	8,755												8,755	9,403
Research, Development, Test, and Evaluation.....	5,396												5,396	5,791
Military Construction .....	1,483												1,483	1,166
Family Housing.....	193												193	197
Revolving and Management Funds .....	1,384												1,384	1,096
Other .....	-467												-467	-554
<b>Total Military .....</b>	<b>67,756</b>												<b>67,756</b>	<b>66,078</b>
Department of Education .....	7,588												7,588	5,609
Department of Energy.....	2,375												2,375	2,190
Department of Health and Human Services:														
Public Health Service.....	4,546												4,546	4,377
Centers for Medicare And Medicaid Services:														
Grants to States for Medicaid .....	23,220												23,220	19,215
Federal Hospital Ins. Trust Fund.....	24,702												24,702	22,281
Federal Supp. Med. Ins. Trust Fund .....	21,954												21,954	21,759
Other .....	34,529												34,529	28,275
Administration for Children and Families.....	4,493												4,493	4,236
Other .....	-27,543												-27,543	-23,674
Department of Homeland Security.....	4,114												4,114	5,060
Department of Housing and Urban Development .....	3,954												3,954	3,884
Department of the Interior .....	1,020												1,020	889
Department of Justice.....	1,642												1,642	2,292
Department of Labor:														
Unemployment Trust Fund .....	11,046												11,046	5,210
Other .....	713												713	1,282
Department of State.....	1,535												1,535	2,372
Department of Transportation:														
Highway Trust Fund.....	3,604												3,604	4,101
Other .....	3,973												3,973	2,504
Department of the Treasury:														
Interest on Treasury Debt Securities (Gross).....	22,832												22,832	18,984
Other .....	2,678												2,678	35,082

**Table 7. Receipts and Outlays of the U.S. Government by Month, Fiscal Year 2010**

[\$ millions]

Classification	Oct.	Nov.	Dec.	Jan.	Feb.	March	April	May	June	July	Aug.	Sept.	Fiscal Year to Date	Comparable Period Prior F.Y.
<b>Outlays—Continued</b>														
Department of Veterans Affairs:														
Compensation And Pensions.....	7,394												7,394	6,618
National Service Life.....	88												88	89
Other .....	5,781												5,781	4,860
Corps of Engineers.....	661												661	634
Other Defense Civil Programs .....	3,489												3,489	3,922
Environmental Protection.....	806												806	645
Executive Office of the President.....	51												51	82
General Services Administration.....	78												78	20
International Assistance Program:														
International Security Assistance.....	1,313												1,313	1,100
Multilateral Assistance .....	177												177	88
International Development Assistance.....	340												340	333
Other .....	544												544	823
National Aeronautics and Space Administration .....	1,071												1,071	1,483
National Science Foundation .....	529												529	477
Office of Personnel Management .....	6,346												6,346	6,008
Small Business Administration.....	96												96	82
Social Security Administration:														
Federal Old-Age and Survivors Ins.														
Trust Fund (Off-Budget).....	47,250												47,250	42,974
Federal Disability Ins. Trust														
Fund (Off-Budget).....	10,343												10,343	9,148
Other .....	7,609												7,609	7,032
Independent Agencies:														
Fed. Deposit Ins. Corp:														
Deposit Insurance Fund.....	-48												-48	417
FSLIC Resolution Fund.....	2												2	-1
Postal Service:														
Off-Budget:														
Public Enterprise Funds.....	1,522												1,522	256
Other .....	17												17	.....
Other .....	85												85	101
Tennessee Valley Authority .....	-54												-54	-28
Other Independent Agencies .....	2,074												2,074	5,635
Undistributed Offsetting Receipts:														
Employer Share, Employee Retirement.....	-20,351												-20,351	-18,701
Interest Received by Trust Funds .....	-3,202												-3,202	-1,906
Rents and Royalties on Outer														
Continental Shelf Lands.....	-165												-165	-357
Other .....	(*)												(*)	(*)
<b>Totals This Year:</b>														
<b>Total Outlays.....</b>	<b>311,692</b>												<b>311,692</b>	.....
(On-Budget).....	<b>258,667</b>												<b>258,667</b>	.....
(Off-Budget).....	<b>53,025</b>												<b>53,025</b>	.....
<b>Total-Surplus (+) or Deficit (-) .....</b>	<b>-176,364</b>												<b>-176,364</b>	.....
(On-Budget).....	<b>-169,977</b>												<b>-169,977</b>	.....
(Off-Budget).....	<b>-6,387</b>												<b>-6,387</b>	.....
<b>Total Borrowing from the Public .....</b>	<b>-60,681</b>												<b>-60,681</b>	<b>494,505</b>
<b>Total Outlays Prior Year .....</b>	<b>320,378</b>												.....	<b>320,378</b>
(On-Budget).....	<b>272,921</b>												.....	<b>272,921</b>
(Off-Budget).....	<b>47,457</b>												.....	<b>47,457</b>
<b>Total-Surplus (+) or Deficit (-) Prior Year .....</b>	<b>-155,531</b>												.....	<b>-155,531</b>
(On-Budget).....	<b>-154,923</b>												.....	<b>-154,923</b>
(Off-Budget).....	<b>-608</b>												.....	<b>-608</b>

... No Transactions  
 (\* \*) Less than \$500,000

Note: Details may not add to totals due to rounding.

**Table 8. Trust Fund Impact on Budget Results and Investment Holdings as of October 31, 2009**

Classification	[\$ millions]								
	This Month			Fiscal Year to Date			Securities held as Investments Current Fiscal Year		
	Receipts	Outlays	Excess	Receipts	Outlays	Excess	Beginning of This Year	Close of This Month	Close of This Month
<b>Trust Receipts, Outlays, and Investments Held:</b>									
Airport and Airway .....	179	499	-320	179	499	-320	7,829	7,829	7,804
Black Lung Disability.....	10	23	-13	10	23	-13	.....	.....	.....
Federal Disability Insurance.....	7,385	10,343	-2,958	7,385	10,343	-2,958	207,932	207,932	205,094
Federal Employees Life and Health.....	.....	-328	328	.....	-328	328	51,515	51,515	51,853
Federal Employees Retirement .....	2,402	5,919	-3,517	2,402	5,919	-3,517	770,411	770,411	766,884
Federal Hospital Insurance .....	15,274	24,749	-9,475	15,274	24,749	-9,475	309,702	309,702	300,242
Federal Old-Age and Survivors Insurance .....	45,361	47,250	-1,889	45,361	47,250	-1,889	2,296,316	2,296,316	2,294,985
Federal Supplementary Medical Insurance.....	27,562	33,343	-5,781	27,562	33,343	-5,781	61,764	61,764	55,813
Hazardous Substance Superfund .....	4	123	-119	4	123	-119	3,312	3,312	3,210
Highways.....	597	4,291	-3,694	597	4,291	-3,694	11,484	11,484	8,001
Military Advances.....	1,278	1,794	-516	1,278	1,794	-516	.....	.....	.....
Military Retirement.....	67,379	4,205	63,174	67,379	4,205	63,174	240,807	240,807	300,218
Railroad Retirement.....	1,499	1,097	402	1,499	1,097	402	2,311	2,311	2,639
Unemployment .....	23,087	11,064	12,023	23,087	11,064	12,023	19,628	19,628	17,476
Veterans Life Insurance.....	8	104	-96	8	104	-96	10,761	10,761	10,669
All Other Trust .....	420	356	64	420	356	64	19,979	19,979	20,024
<b>Total Trust Fund Receipts and Outlays and Investments Held from Table 6-D.....</b>	<b>192,446</b>	<b>144,834</b>	<b>47,612</b>	<b>192,446</b>	<b>144,834</b>	<b>47,612</b>	<b>4,013,752</b>	<b>4,013,752</b>	<b>4,044,911</b>
Less: Interfund Transactions.....	128,145	128,145	.....	128,145	128,145	.....			
Trust Fund Receipts and Outlays on the Basis of Tables 4 & 5 .....	64,300	16,689	47,612	64,300	16,689	47,612			
<b>Total Federal Fund Receipts and Outlays.....</b>	<b>71,042</b>	<b>295,018</b>	<b>-223,976</b>	<b>71,042</b>	<b>295,018</b>	<b>-223,976</b>			
Less: Interfund Transactions.....	14	14	.....	14	14	.....			
Federal Fund Receipts and Outlays on the Basis of Table 4 & 5.....	71,028	295,003	-223,976	71,028	295,003	-223,976			
<b>Net Budget Receipts &amp; Outlays.....</b>	<b>135,328</b>	<b>311,692</b>	<b>-176,364</b>	<b>135,328</b>	<b>311,692</b>	<b>-176,364</b>			

Note: Interfund receipts and outlays are transactions between Federal funds and trust funds such as Federal payments and contributions, and interest and profits on investments in Federal securities. They have no net effect on overall budget receipts and outlays since the receipt side of such transactions is offset against budget outlays. In this table, Interfund receipts are shown as an adjustment to arrive at total receipts and outlays of trust funds respectively.

**Table 9. Summary of Receipts by Source, and Outlays by Function of the U.S. Government, October 2009 and Other Periods**

Classification	[\$ millions]		
	This Month	Fiscal Year to Date	Comparable Period Prior Fiscal Year
<b>Receipts</b>			
Individual Income Taxes .....	61,248	61,248	86,323
Corporation Income Taxes.....	-4,505	-4,505	81
<b>Social Insurance and Retirement Receipts:</b>			
Employment and General Retirement.....	61,552	61,552	62,304
Unemployment Insurance.....	1,346	1,346	2,007
Other Retirement .....	390	390	394
Excise Taxes .....	4,347	4,347	3,911
Estate and Gift Taxes .....	1,556	1,556	2,097
Customs Duties .....	2,159	2,159	2,633
Miscellaneous Receipts .....	7,236	7,236	5,097
<b>Total.....</b>	<b>135,328</b>	<b>135,328</b>	<b>164,847</b>
<b>Net Outlays</b>			
National Defense .....	70,154	70,154	68,444
International Affairs.....	3,926	3,926	4,509
General Science, Space, and Technology.....	2,090	2,090	3,871
Energy.....	63	63	37
Natural Resources and Environment .....	9,259	9,259	9,031
Agriculture .....	1,023	1,023	1,001
Commerce and Housing Credit.....	2,375	2,375	35,279
Transportation .....	8,976	8,976	8,037
Community and Regional Development.....	1,949	1,949	3,455
Education, Training, Employment and Social Services .....	10,406	10,406	8,087
Health .....	30,337	30,337	26,246
Medicare.....	52,608	52,608	47,049
Income Security.....	45,009	45,009	36,929
Social Security.....	57,604	57,604	52,119
Veterans Benefits and Services.....	13,292	13,292	11,465
Administration of Justice.....	4,436	4,436	4,356
General Government .....	769	769	535
Net Interest.....	17,930	17,930	18,985
Undistributed Offsetting Receipts .....	-20,515	-20,515	-19,058
<b>Total.....</b>	<b>311,692</b>	<b>311,692</b>	<b>320,378</b>

Note: Details may not add to totals due to rounding.

# Explanatory Notes

## 1. Flow of Data into Monthly Treasury Statement

The *Monthly Treasury Statement (MTS)* is assembled from data in the central accounting system. The major sources of data include monthly accounting reports by Federal entities and disbursing officers, and daily reports from the Federal Reserve banks. These reports detail accounting transactions affecting receipts and outlays of the Federal Government and off-budget Federal entities, and their related effect on the assets and liabilities of the U.S. Government. Information is presented in the *MTS* on a modified cash basis.

## 2. Notes on Receipts

Receipts included in the report are classified into the following major categories: (1) budget receipts and (2) offsetting collections (also called applicable receipts). Budget receipts are collections from the public that result from the exercise of the Government's sovereign or governmental powers, excluding receipts offset against outlays. These collections, also called governmental receipts, consist mainly of tax receipts (including social insurance taxes), receipts from court fines, certain licenses, and deposits of earnings by the Federal Reserve System. Refunds of receipts are treated as deductions from gross receipts.

Offsetting collections are from other Government accounts or the public that are of a business-type or market-oriented nature. They are classified into two major categories: (1) offsetting collections credited to appropriations or fund accounts, and (2) offsetting receipts (i.e., amounts deposited in receipt accounts). Collections credited to appropriation or fund accounts normally can be used without appropriation action by Congress. These occur in two instances: (1) when authorized by law, amounts collected for materials or services are treated as reimbursements to appropriations and (2) in the three types of revolving funds (public enterprise, intra governmental, and trust); collections are netted against spending, and outlays are reported as the net amount.

Offsetting receipts in receipt accounts cannot be used without being appropriated. They are subdivided into two categories: (1) proprietary receipts - these collections are from the public and they are offset against outlays by agency and by function, and (2) intra governmental funds - these are payments into receipt accounts from Governmental appropriation or fund accounts. The transactions may be intrabudgetary when the payment and receipt both occur within the budget or from receipts from off-budget Federal entities in those cases where payment is made by a Federal entity whose budget authority and outlays are excluded from the budget totals.

Intrabudgetary transactions are subdivided into three categories: (1) interfund transactions, where the payments are from one fund group (either Federal funds or trust funds) to a receipt account in the other fund group; (2) Federal intrafund transactions, where the payments and receipts both occur within the Federal fund group; and (3) trust intrafund transactions, where the payments and receipts both occur within the trust fund group.

Offsetting receipts are generally deducted from budget authority and outlays by function, by subfunction, or by agency. There are four types of receipts, however, that are deducted from budget totals as undistributed offsetting receipts. They are: (1) agencies' payments (including payments by off-budget Federal entities) as employers into employees retirement funds, (2) interest received by trust funds, (3) rents and royalties on the Outer Continental Shelf lands, and (4) other interest (i.e., interest collected on Outer Continental Shelf money in deposit funds when such money is transferred into the budget).

## 3. Notes on Outlays

Outlays are generally accounted for on the basis of checks issued, electronic funds transferred, or cash payments made. Certain outlays do not require issuance of cash or checks. An example is charges made against appropriations for that part of employees' salaries withheld for taxes or savings bond allotments - these are counted as payments to the employee and credits for whatever purpose the money was withheld. Outlays are stated net of offsetting collections (including receipts of revolving and management funds) and of refunds. Interest on the public debt (public issues) is recognized on the accrual basis. Federal credit programs subject to the Federal Credit Reform Act of 1990 use the cash

basis of accounting and are divided into two components. The portion of the credit activities that involve a cost to the Government (mainly subsidies) is included within the budget program accounts. The remaining portion of the credit activities are in non-budget financing accounts. Outlays of off-budget Federal entities are excluded by law from budget totals. However, they are shown separately and combined with the on-budget outlays to display total Federal outlays.

## 4. Processing

The data on payments and collections are reported by account symbol into the central accounting system. In turn, the data are extracted from this system for use in the preparation of the *MTS*.

There are two major checks which are conducted to assure consistency of the data reported:

1. Verification of payment data. The monthly payment activity reported by Federal entities on the Statements of Transactions is compared to the payment activity of Federal entities as reported by disbursing officers.
2. Verification of collection data. Reported collections appearing on Statements of Transactions are compared to deposits as reported by Federal Reserve Banks.

## 5. Other Sources of Information About Federal Government Financial Activities

- *A Glossary of Terms Used in the Federal Budget Process, 2005* (Available from the U.S. Government Accountability Office, at <http://www.gao.gov/new.items/do5734sp.pdf>/September, or by calling 202-512-6000. This glossary provides a basic reference document of standardized definitions of terms used by the Federal Government in the budget making process.
- *Daily Treasury Statement* (Available on the internet at <http://www.fms.treas.gov/dts/>). The *Daily Treasury Statement* is published each working day of the Federal Government and provides data on the cash and debt operations of the Treasury.
- *Monthly Statement of the Public Debt of the United States* (Available on the internet at <http://www.treasurydirect.gov/govt/reports/pd/mspd/nspd.htm>). This publication provides detailed information concerning the public debt.
- *Treasury Bulletin* (Available from GPO, Washington, D.C. 20401 on a subscription or single copy and on the internet at <http://fms.treas.gov/bulletin/index.html>). Quarterly, contains a mix of narrative, tables, and charts on Treasury issues, Federal financial operations, international statistics, and special reports.
- *Budget of the United States Government, Fiscal Year 20\_\_* (Available from GPO, Washington, D.C. 20401 on a subscription basis only and on the internet at <http://www.access.gpo.gov/usbudget>). This publication is a single volume which provides budget information and contains:
  - Appendix, *The Budget of the United States Government, FY 20\_\_*
  - *The United States Budget in Brief, FY 20\_\_*
  - *Analytical Perspectives*
  - *Historical Tables*
- *Combined Statement of Receipts, Outlays, and Balances of the United States Government* (Available from Financial Management Services, U.S. Department of Treasury, Washington, D.C. 20227 and on the internet at <http://fms.treas.gov/annualreport/index.html>). This report includes budgetary results at the summary level and presents individual receipt and appropriation accounts at the detail level.

**Scheduled Release**

**The release date for the November 2009 Statement  
will be 2:00 p.m. EST December 10, 2009.**

The Monthly Treasury Statement is available on the Department of Commerce's Economic Bulletin Board.  
For information call (202) 482-1986.

Internet service subscribers can access the current issue of the Monthly Treasury Statement through the  
Financial Management Service's website:

<http://www.fms.treas.gov/mts/index.html>