

# Monthly Treasury Statement

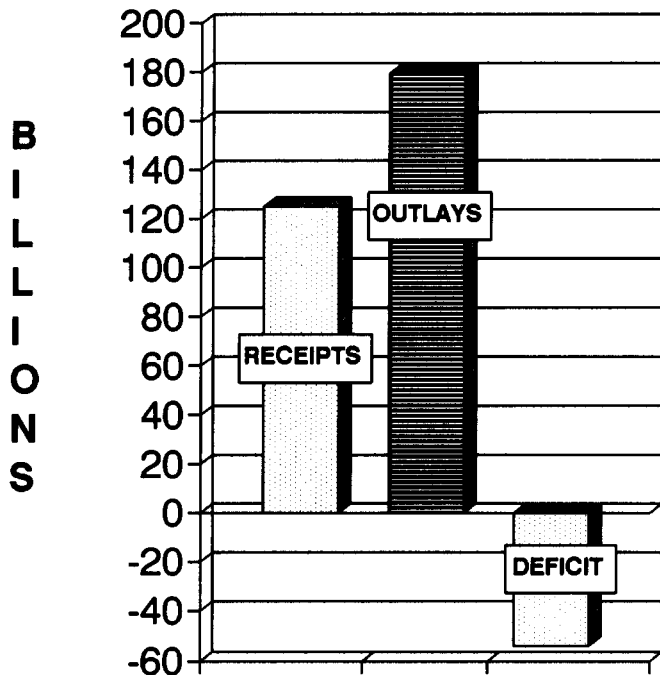
of Receipts and Outlays  
of the United States Government

For Fiscal Year 2003 Through **October 31, 2002**, and Other Periods

## Highlight

This issue includes estimates for full fiscal years 2003 and 2004, based on the *Mid-Session Review of the FY 2003 Budget*, released by the Office of Management and Budget on July 15, 2002.

### RECEIPTS, OUTLAYS, AND SURPLUS/DEFICIT THROUGH OCTOBER 2002



#### Contents

Summary, page 2

Receipts, page 6

Outlays, page 7

Means of financing, page 20

Receipts/outlays by month, page 28

Federal trust funds/securities, page 30

Receipts by source/outlays by  
function, page 30

Explanatory notes, page 31

Compiled and Published by

*Department of the Treasury*  
**Financial Management Service**

# Introduction

The *Monthly Treasury Statement of Receipts and Outlays of the United States Government (MTS)* is prepared by the Financial Management Service, Department of the Treasury, and after approval by the Fiscal Assistant Secretary of the Treasury, is normally released on the 14th workday of the month following the reporting month. The publication is based on data provided by Federal entities, disbursing officers, and Federal Reserve banks.

## Audience

The *MTS* is published to meet the needs of: Those responsible for or interested in the cash position of the Treasury; Those who are responsible for or interested in the Government's budget results; and individuals and businesses whose operations depend upon or are related to the Government's financial operations.

## Disclosure Statement

This statement summarizes the financial activities of the Federal Government and off-budget Federal entities conducted in accordance with the Budget of the U.S. Government, i.e., receipts and outlays of funds, the surplus or deficit, and the means of financing the deficit or disposing of the surplus. Information is presented on a modified cash basis: receipts are accounted for on the basis of collections; refunds of receipts are treated as deductions from gross receipts; revolving and

management fund receipts, reimbursements and refunds of monies previously expended are treated as deductions from gross outlays; and interest on the public debt (public issues) is recognized on the accrual basis. Major information sources include accounting data reported by Federal entities, disbursing officers, and Federal Reserve banks.

## Triad of Publications

The *MTS* is part of a triad of Treasury financial reports. The *Daily Treasury Statement* is published each working day of the Federal Government. It provides data on the cash and debt operations of the Treasury based upon reporting of the Treasury account balances by Federal Reserve banks. The *MTS* is a report of Government receipts and outlays, based on agency reporting. The *Combined Statement of Receipts, Outlays, and Balances of the United States Government* is the official publication of the detailed receipts and outlays of the Government. It is published annually in accordance with legislative mandates given to the Secretary of the Treasury.

## Data Sources and Information

The Explanatory Notes section of this publication provides information concerning the flow of data into the *MTS* and sources of information relevant to the *MTS*.

**Table 1. Summary of Receipts, Outlays, and the Deficit/Surplus of the U.S. Government, Fiscal Years 2002 and 2003, by Month**

[\$ millions]			
Period	Receipts	Outlays	Deficit/Surplus (-)
<b>FY 2002</b>			
October .....	157,163	164,819	7,656
November .....	121,233	175,500	54,267
December .....	187,914	161,347	-26,567
January .....	203,452	159,723	-43,729
February .....	97,962	174,018	76,056
March .....	111,220	175,458	64,238
April .....	237,426	170,257	-67,170
May .....	102,496	183,127	80,631
June .....	182,633	153,562	-29,071
July .....	134,409	163,568	29,159
August .....	124,619	179,328	54,709
September .....	1,2192,770	1,2,3,4150,256	-42,513
<b>Year-to-Date .....</b>	<b>1,853,296</b>	<b>2,010,962</b>	<b>157,666</b>
<b>FY 2003</b>			
October .....	124,934	178,927	53,992
<b>Year-to-Date .....</b>	<b>124,934</b>	<b>178,927</b>	<b>53,992</b>

<sup>1</sup>Receipts have been increased and outlays correspondingly increased in September 2002 by \$9 million and \$4 million to reflect additional reporting by the Department of Agriculture and the General Services Administration, respectively.

<sup>2</sup>Receipts have been decreased and outlays correspondingly decreased by \$4 million in September 2002 to reflect additional reporting by the Department of the Treasury.

<sup>3</sup>Outlays have been increased in September 2002 by \$14 million and \$104 million to reflect additional reporting by the Department of Labor and the Department of Transportation, respectively.

<sup>4</sup>Outlays have been decreased in September 2002 by \$2 million, \$751 million, \$9 million, \$1 million, \$71 million, \$63 million, \$75 million and \$1 million to reflect additional reporting by the Department of Commerce, Department of Education, Department of Housing and Urban Development, Department of Interior, Department of State, Department of Treasury, Department of Defense and the Overseas Private Investment Corporation, respectively.

Note: Details may not add to totals due to rounding.

**Table 2. Summary of Budget and Off-Budget Results and Financing of the U.S. Government, October 2002 and Other Periods**

[\$ millions]

Classification	This Month	Current Fiscal Year to Date	Budget Estimates Full Fiscal Year <sup>1</sup>	Prior Fiscal Year to Date (2002)	Budget Estimates Next Fiscal Year (2004) <sup>1</sup>
Total on-budget and off-budget results:					
Total receipts .....	124,934	124,934	2,028,958	157,163	2,169,317
On-budget receipts .....	88,442	88,442	1,488,959	122,003	1,600,319
Off-budget receipts .....	36,492	36,492	539,999	35,159	568,998
Total outlays .....	178,927	178,927	2,138,154	164,819	2,216,869
On-budget outlays .....	146,898	146,898	1,771,161	134,013	1,836,442
Off-budget outlays .....	32,028	32,028	366,993	30,806	380,427
Total surplus (+) or deficit (-) .....	-53,992	-53,992	-109,196	-7,656	-47,552
On-budget surplus (+) or deficit (-) .....	-58,456	-58,456	-282,202	-12,010	-236,123
Off-budget surplus (+) or deficit (-) .....	+4,464	+4,464	+173,006	+4,354	+188,571
Total on-budget and off-budget financing .....	53,992	53,992	109,196	7,656	47,552
Means of financing:					
Borrowing from the public .....	33,385	33,385	126,163	-3,695	58,153
Reduction of operating cash, increase (-) .....	17,172	17,172	-5,000	16,612	.....
By other means .....	3,435	3,435	-11,967	-5,261	-10,601

<sup>1</sup>These figures are based on the *Mid-Session Review of the FY 2003 Budget*, released by the Office of Management and Budget on July 15, 2002.

... No Transactions.  
Note: Details may not add to totals due to rounding.

**Figure 1. Monthly Receipts, Outlays, and Budget Deficit/Surplus of the U.S. Government, Fiscal Years 2002 and 2003**

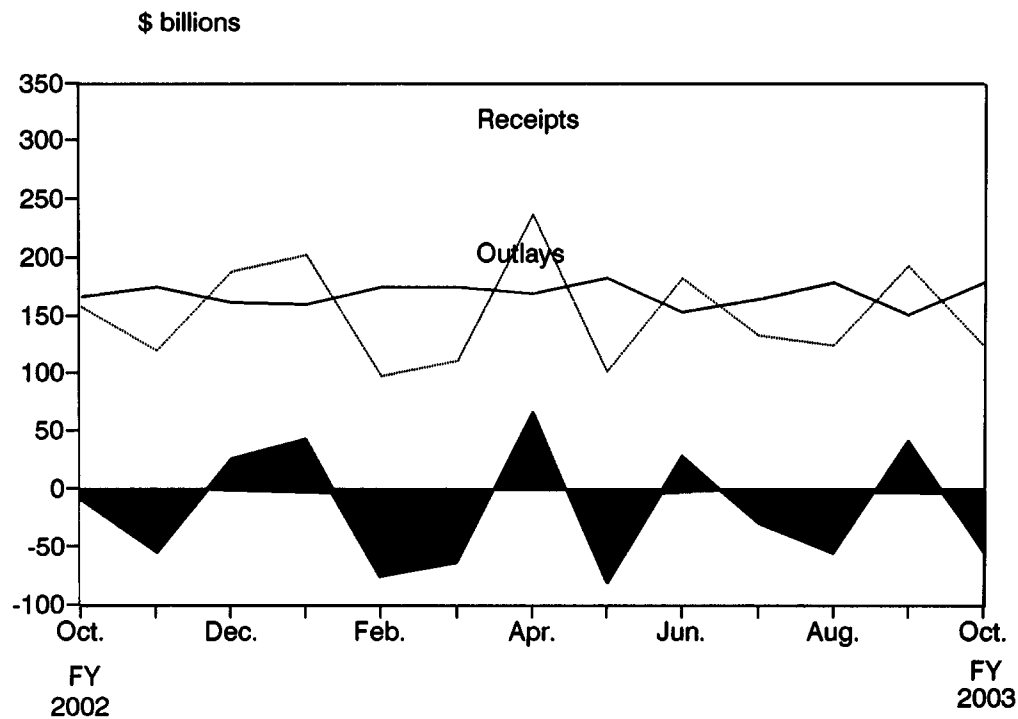


Figure 2. Monthly Receipts of the U.S. Government, by Source, Fiscal Years 2002 and 2003

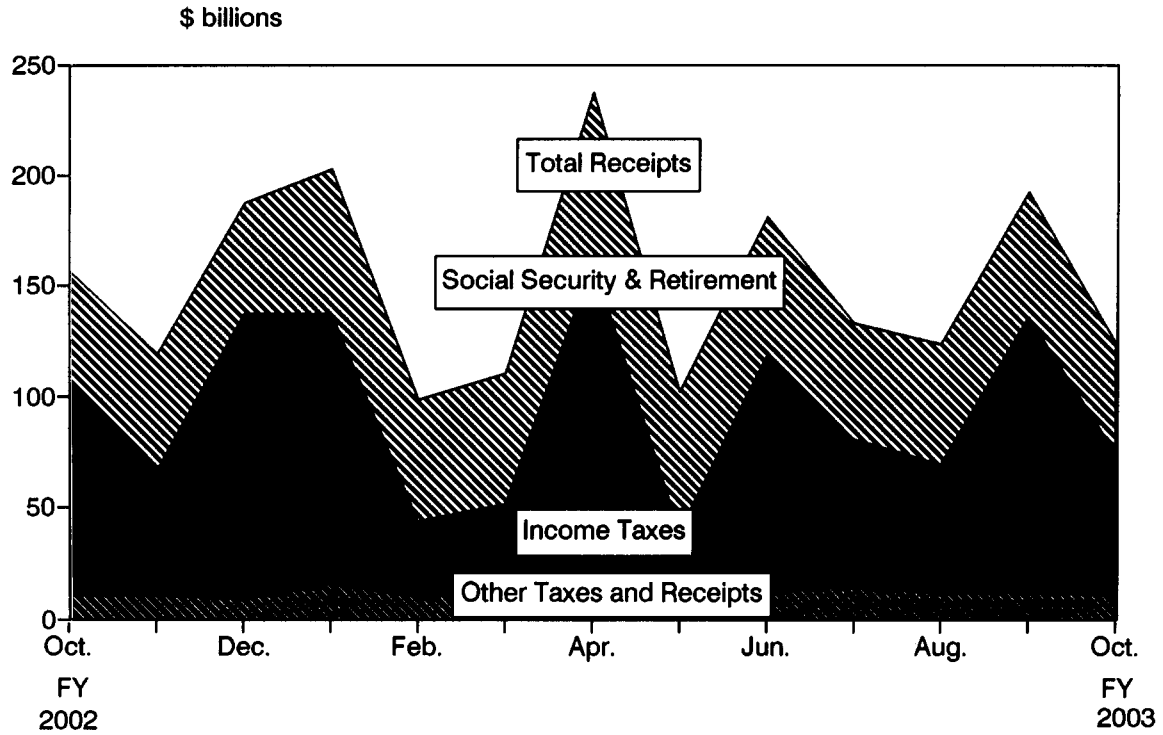
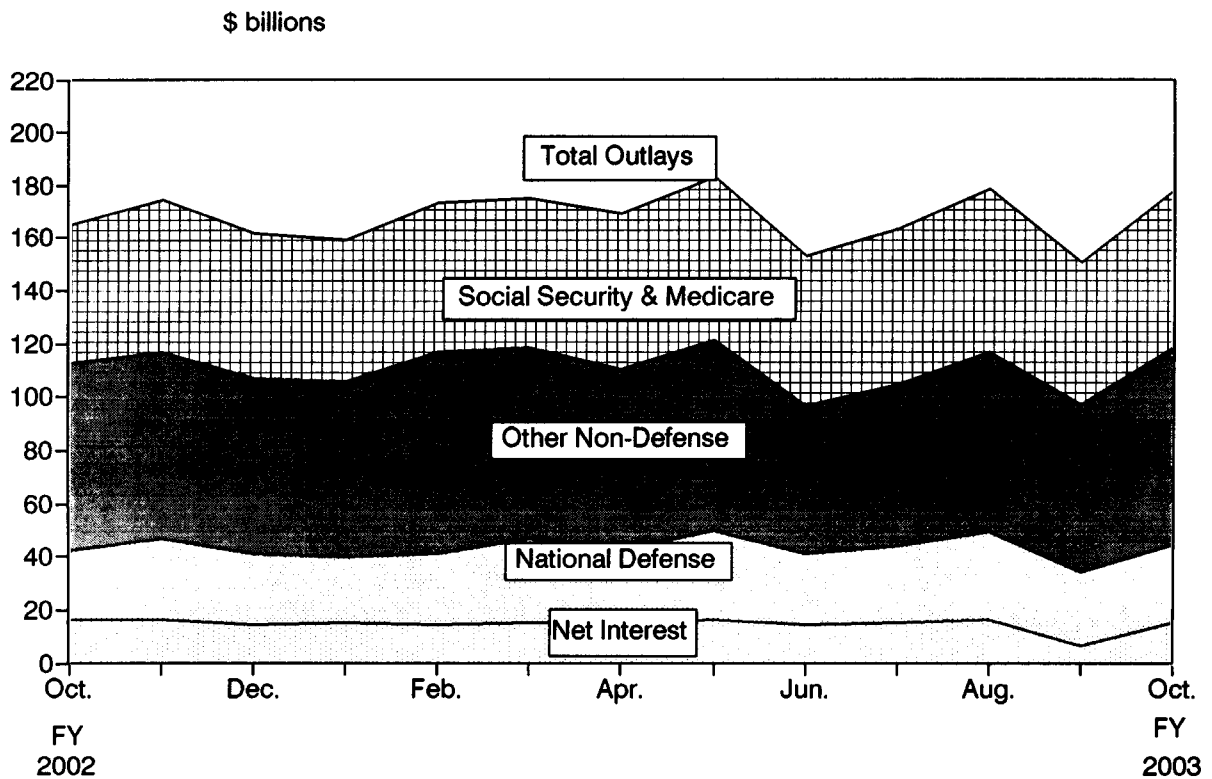


Figure 3. Monthly Outlays of the U.S. Government, by Function, Fiscal Years 2002 and 2003



**Table 3. Summary of Receipts and Outlays of the U.S. Government, October 2002 and Other Periods**

[\$ millions]

Classification	This Month	Current Fiscal Year to Date	Comparable Prior Period	Budget Estimates Full Fiscal Year <sup>1</sup>
<b>Budget receipts</b>				
Individual income taxes .....	67,686	67,686	277,772	963,632
Corporation income taxes .....	-4,112	-4,112	219,745	176,757
Social insurance and retirement receipts:				
Employment and general retirement (off-budget) .....	36,492	36,492	35,159	539,999
Employment and general retirement (on-budget) .....	11,866	11,866	11,728	159,435
Unemployment insurance .....	1,537	1,537	1,529	34,051
Other retirement .....	438	438	378	4,577
Excise taxes .....	4,612	4,612	3,657	69,872
Estate and gift taxes .....	2,017	2,017	2,488	22,225
Customs duties .....	1,563	1,563	1,920	18,721
Miscellaneous receipts .....	2,835	2,835	3,452,786	39,689
<b>Total Receipts .....</b>	<b>124,934</b>	<b>124,934</b>	<b>157,163</b>	<b>2,028,958</b>
<b>(On-budget) .....</b>	<b>88,442</b>	<b>88,442</b>	<b>122,003</b>	<b>1,488,959</b>
<b>(Off-budget) .....</b>	<b>36,492</b>	<b>36,492</b>	<b>35,159</b>	<b>539,999</b>
<b>Budget outlays</b>				
Legislative Branch .....	335	335	<sup>3</sup> 370	3,900
Judicial Branch .....	412	412	397	5,371
Department of Agriculture .....	9,336	9,336	<sup>4</sup> 8,732	78,814
Department of Commerce .....	427	427	<sup>6</sup> 466	5,547
Department of Defense-Military .....	28,745	28,745	<sup>7</sup> 25,004	360,571
Department of Education .....	4,237	4,237	3,445	55,919
Department of Energy .....	2,255	2,255	1,427	19,722
Department of Health and Human Services .....	43,868	43,868	<sup>8</sup> 37,404	492,041
Department of Housing and Urban Development .....	3,654	3,654	<sup>9</sup> 3,259	35,637
Department of the Interior .....	1,017	1,017	819	10,540
Department of Justice .....	2,324	2,324	<sup>2</sup> 316	27,709
Department of Labor .....	5,878	5,878	<sup>10</sup> 4,056	59,719
Department of State .....	1,283	1,283	<sup>11</sup> 1,572	9,910
Department of Transportation .....	5,837	5,837	<sup>12</sup> 5,433	59,101
Department of the Treasury:				
Interest on Treasury debt securities (gross) .....	13,677	13,677	17,621	350,755
Other .....	2,517	2,517	<sup>5,131</sup> 1,625	43,854
Department of Veterans Affairs .....	4,446	4,446	4,323	57,566
Corps of Engineers .....	580	580	449	4,232
Other Defense Civil Programs .....	3,461	3,461	2,846	40,930
Environmental Protection Agency .....	643	643	629	7,971
Executive Office of the President .....	26	26	74	326
Federal Emergency Management Agency .....	366	366	<sup>13</sup> 516	8,882
General Services Administration .....	45	45	-73	-47
International Assistance Program .....	897	897	<sup>14</sup> 988	13,162
National Aeronautics and Space Administration .....	1,130	1,130	1,376	14,768
Office of Personnel Management .....	4,721	4,721	4,763	57,530
Small Business Administration .....	91	91	70	569
Social Security Administration .....	40,901	40,901	<sup>9</sup> 39,015	509,007
Other independent agencies .....	-152	-152	446	16,241
Allowances .....	.....	.....	.....	-1,644
Undistributed offsetting receipts:				
Interest .....	-55	-55	<sup>15</sup> -1,156	-160,445
Other .....	-4,362	-4,362	-3,727	-54,892
<b>Total outlays .....</b>	<b>178,927</b>	<b>178,927</b>	<b>164,819</b>	<b>2,138,154</b>
<b>(On-budget) .....</b>	<b>146,898</b>	<b>146,898</b>	<b>134,013</b>	<b>1,771,161</b>
<b>(Off-budget) .....</b>	<b>32,028</b>	<b>32,028</b>	<b>30,806</b>	<b>366,993</b>
<b>Surplus (+) or deficit (-) .....</b>	<b>-53,992</b>	<b>-53,992</b>	<b>-7,656</b>	<b>-109,196</b>
<b>(On-budget) .....</b>	<b>-58,456</b>	<b>-58,456</b>	<b>-12,010</b>	<b>-282,202</b>
<b>(Off-budget) .....</b>	<b>+4,464</b>	<b>+4,464</b>	<b>+4,354</b>	<b>+173,006</b>

<sup>1</sup>These figures are based on the *Mid-Session Review of the FY 2003 Budget*, released by the Office of Management and Budget on July 15, 2002.

<sup>2</sup>Individual income taxes have been decreased and Corporation income taxes correspondingly increased in September 2002 by \$2 million to reflect additional reporting by the Department of Treasury.

<sup>3</sup>Receipts have been increased and outlays correspondingly increased in September 2002 by \$4 million to reflect additional reporting by the General Services Administration.

<sup>4</sup>Receipts have been increased and outlays correspondingly increased in September 2002 by \$9 million to reflect additional reporting by the Department of Agriculture.

<sup>5</sup>Receipts have been decreased by \$4 million and outlays decreased by \$67 million in September 2002 to reflect additional reporting by the Department of the Treasury.

<sup>6</sup>Outlays have been decreased in September 2002 by \$2 million to reflect additional reporting by the Department of Commerce.

<sup>7</sup>Outlays have been decreased in September 2002 by \$751 million to reflect additional reporting by the Department of Education.

<sup>8</sup>Additional reporting by the Social Security Administration (SSA) decreased outlays for Health and Human Services and increased outlays for SSA in September 2002.

<sup>9</sup>Outlays have been decreased in September 2002 by \$9 million to reflect additional reporting by the Department of Housing and Urban Development.

<sup>10</sup>Outlays have been increased in September 2002 by \$14 million to reflect additional reporting by the Department of Labor.

<sup>11</sup>Outlays have been decreased in September 2002 by \$71 million to reflect additional reporting by the Department of State.

<sup>12</sup>Outlays have been increased in September 2002 by \$104 million to reflect additional reporting by the Department of Transportation.

<sup>13</sup>Outlays for the Environmental Protection Agency and the Federal Emergency Management Agency (FEMA) have been increased by \$11 and \$1 million, respectively; and outlays for the Department of Treasury have been decreased by \$12 million in September 2002 to reflect additional reporting by FEMA.

<sup>14</sup>Outlays for the International Assistance Program have been decreased by \$75 million and \$1 million to reflect additional reporting by the Department of Defense and the Overseas Private Investment Corporation, respectively.

<sup>15</sup>Outlays have been decreased in September 2002 by \$1 million to reflect additional reporting by the Department of Interior.

... No Transactions.

Note: Details may not add to totals due to rounding.

**Table 4. Receipts of the U.S. Government, October 2002 and Other Periods**

[\$ millions]

Classification	This Month			Current Fiscal Year to Date			Prior Fiscal Year to Date		
	Gross Receipts	Refunds (Deduct)	Receipts	Gross Receipts	Refunds (Deduct)	Receipts	Gross Receipts	Refunds (Deduct)	Receipts
<b>Individual income taxes:</b>									
Withheld .....	61,465			61,465			169,963		
Presidential Election Campaign Fund .....	(**)			(**)			(**)		
Other .....	8,224			8,224			9,858		
<b>Total—Individual income taxes .....</b>	<b>69,689</b>	<b>2,003</b>	<b>67,686</b>	<b>69,689</b>	<b>2,003</b>	<b>67,686</b>	<b>79,821</b>	<b>2,049</b>	<b>77,772</b>
<b>Corporation income taxes .....</b>	<b>7,069</b>	<b>11,181</b>	<b>-4,112</b>	<b>7,069</b>	<b>11,181</b>	<b>-4,112</b>	<b>130,134</b>	<b>10,388</b>	<b>19,745</b>
<b>Social insurance and retirement receipts:</b>									
Employment and general retirement:									
Federal old-age and survivors ins. trust fund:									
Federal Insurance Contributions Act taxes .....	31,036		31,036	31,036		31,036	29,898		29,898
Self-Employment Contributions Act taxes .....	159		159	159		159	157		157
Deposits by States .....	(**)		(**)	(**)		(**)			
Adjustments attributable to prior years .....									
<b>Total—FOA trust fund .....</b>	<b>31,195</b>		<b>31,195</b>	<b>31,195</b>		<b>31,195</b>	<b>30,055</b>		<b>30,055</b>
Federal disability insurance trust fund:									
Federal Insurance Contributions Act taxes .....	5,270		5,270	5,270		5,270	5,077		5,077
Self-Employment Contributions Act taxes .....	27		27	27		27	27		27
Deposits by States .....	(**)		(**)	(**)		(**)			
Adjustments attributable to prior years .....									
<b>Total—FD trust fund .....</b>	<b>5,297</b>		<b>5,297</b>	<b>5,297</b>		<b>5,297</b>	<b>5,104</b>		<b>5,104</b>
Federal hospital insurance trust fund:									
Federal Insurance Contributions Act taxes .....	11,423		11,423	11,423		11,423	11,244		11,244
Self-Employment Contributions Act taxes .....	66		66	66		66	66		66
Receipts from Railroad Retirement Board .....									
Deposits by States .....	(**)		(**)	(**)		(**)			
Adjustments attributable to prior years .....									
<b>Total—FH trust fund .....</b>	<b>11,489</b>		<b>11,489</b>	<b>11,489</b>		<b>11,489</b>	<b>11,310</b>		<b>11,310</b>
Railroad retirement:									
Rail pension and supplemental annuity .....	197	(**)	197	197	(**)	197	241	(**)	241
Social Security equivalent account .....	181	(**)	180	181	(**)	180	177	(**)	177
<b>Total—Employment and general retirement: .....</b>	<b>48,359</b>	<b>(**)</b>	<b>48,358</b>	<b>48,359</b>	<b>(**)</b>	<b>48,358</b>	<b>46,887</b>	<b>(**)</b>	<b>46,887</b>
Unemployment insurance:									
Deposits by States .....	866		866	866		866	829		829
Federal Unemployment Tax Act taxes .....	644	8	636	644	8	636	688	5	683
Railroad unemployment taxes .....	35		35	35		35	17		17
Railroad debt repayment .....									
<b>Total—Unemployment insurance .....</b>	<b>1,544</b>	<b>8</b>	<b>1,537</b>	<b>1,544</b>	<b>8</b>	<b>1,537</b>	<b>1,534</b>	<b>5</b>	<b>1,529</b>
Other retirement:									
Federal employees retirement – employee share .....	433		433	433		433	373		373
Non-federal employees retirement .....	5		5	5		5	5		5
<b>Total—Other retirement .....</b>	<b>438</b>		<b>438</b>	<b>438</b>		<b>438</b>	<b>378</b>		<b>378</b>
<b>Total—Social insurance and retirement receipts .....</b>	<b>50,341</b>	<b>8</b>	<b>50,333</b>	<b>50,341</b>	<b>8</b>	<b>50,333</b>	<b>48,799</b>	<b>5</b>	<b>48,794</b>
<b>Excise taxes:</b>									
Miscellaneous excise taxes .....	4,089	74	4,015	4,089	74	4,015	3,234	81	3,153
Airport and airway trust fund .....	125		125	125		125	19	(**)	19
Highway trust fund .....	465	1	464	465	1	464	479	2	477
Black lung disability trust fund .....	8		8	8		8	8		8
<b>Total—Excise taxes .....</b>	<b>4,687</b>	<b>75</b>	<b>4,612</b>	<b>4,687</b>	<b>75</b>	<b>4,612</b>	<b>3,740</b>	<b>83</b>	<b>3,657</b>
<b>Estate and gift taxes .....</b>	<b>2,085</b>	<b>68</b>	<b>2,017</b>	<b>2,085</b>	<b>68</b>	<b>2,017</b>	<b>2,547</b>	<b>59</b>	<b>2,488</b>
<b>Customs duties .....</b>	<b>1,843</b>	<b>280</b>	<b>1,563</b>	<b>1,843</b>	<b>280</b>	<b>1,563</b>	<b>1,991</b>	<b>70</b>	<b>1,920</b>
<b>Miscellaneous Receipts:</b>									
Deposits of earnings by Federal Reserve Banks .....	1,968		1,968	1,968		1,968	1,950		1,950
Universal service fund .....	435		435	435		435	462		462
All other .....	452	19	433	452	19	433	2,343,390	17	374
<b>Total—Miscellaneous receipts .....</b>	<b>2,854</b>	<b>19</b>	<b>2,835</b>	<b>2,854</b>	<b>19</b>	<b>2,835</b>	<b>2,803</b>	<b>17</b>	<b>2,786</b>
<b>Total—Receipts .....</b>	<b>138,568</b>	<b>13,634</b>	<b>124,934</b>	<b>138,568</b>	<b>13,634</b>	<b>124,934</b>	<b>169,835</b>	<b>12,672</b>	<b>157,163</b>
<b>Total—On-budget .....</b>	<b>102,076</b>	<b>13,634</b>	<b>88,442</b>	<b>102,076</b>	<b>13,634</b>	<b>88,442</b>	<b>134,675</b>	<b>12,672</b>	<b>122,003</b>
<b>Total—Off-budget .....</b>	<b>36,492</b>		<b>36,492</b>	<b>36,492</b>		<b>36,492</b>	<b>35,159</b>		<b>35,159</b>

<sup>1</sup>Individual income taxes have been decreased and Corporation income taxes correspondingly increased by \$2 million to reflect additional reporting by the Department of Treasury.

<sup>2</sup>Receipts have been increased and outlays correspondingly increased in September 2002 by \$4 million to reflect additional reporting by the General Services Administration.

<sup>3</sup>Receipts have been increased and outlays correspondingly increased in September 2002 by \$9 million to reflect additional reporting by the Department of Agriculture.

<sup>4</sup>Receipts have been decreased by \$4 million and outlays decreased by \$67 million in September 2002 to reflect additional reporting by the Department of the Treasury.

... No Transactions.

(\*\*) Less than \$500,000.

Note: Details may not add to totals due to rounding.

**Table 5. Outlays of the U.S. Government, October 2002 and Other Periods**  
 [\$ millions]

Classification	This Month			Current Fiscal Year to Date			Prior Fiscal Year to Date		
	Gross Outlays	Applicable Receipts	Outlays	Gross Outlays	Applicable Receipts	Outlays	Gross Outlays	Applicable Receipts	Outlays
<b>Legislative Branch:</b>									
Senate .....	51	(**)	51	51	(**)	51	42	(**)	42
House of Representatives .....	77	(**)	77	77	(**)	77	68	(**)	68
Joint items .....	26	.....	26	26	.....	26	17	.....	17
Congressional Budget Office .....	2	.....	2	2	.....	2	3	.....	3
Architect of the Capitol .....	30	1	29	30	1	29	24	(**)	24
Library of Congress .....	101	1	100	101	1	100	154	1	153
Government Printing Office .....	14	.....	14	14	.....	14	25	.....	25
General Accounting Office .....	33	.....	33	33	.....	33	41	.....	41
United States Tax Court .....	3	.....	3	3	.....	3	3	.....	3
Other Legislative Branch agencies .....	3	.....	3	3	.....	3	12	.....	2
Proprietary receipts from the public .....	.....	1	-1	.....	1	-1	.....	7	-7
Intrabudgetary transactions .....	-1	.....	-1	-1	.....	-1	-2	.....	-2
<b>Total—Legislative Branch .....</b>	<b>339</b>	<b>4</b>	<b>335</b>	<b>339</b>	<b>4</b>	<b>335</b>	<b>378</b>	<b>8</b>	<b>370</b>
<b>Judicial Branch:</b>									
Supreme Court of the United States .....	4	.....	4	4	.....	4	4	.....	4
Courts of Appeals, District Courts, and other judicial services .....	399	.....	399	399	.....	399	381	.....	381
Other .....	11	.....	11	11	.....	11	13	.....	13
Proprietary receipts from the public .....	.....	1	-1	.....	1	-1	.....	1	-1
Intrabudgetary transactions .....	(**)	.....	(**)	(**)	.....	(**)	(**)	.....	(**)
<b>Total—Judicial Branch .....</b>	<b>414</b>	<b>1</b>	<b>412</b>	<b>414</b>	<b>1</b>	<b>412</b>	<b>398</b>	<b>1</b>	<b>397</b>
<b>Department of Agriculture:</b>									
Agricultural Research Service .....	96	.....	96	96	.....	96	35	.....	35
Cooperative State Research, Education, and Extension Service:									
Research and education activities .....	38	.....	38	38	.....	38	40	.....	40
Extension activities .....	37	.....	37	37	.....	37	36	.....	36
Other .....	9	.....	9	9	.....	9	3	.....	3
Animal and Plant Health Inspection Service .....	80	.....	80	80	.....	80	89	.....	89
Food Safety and Inspection Service .....	54	.....	54	54	.....	54	77	.....	77
Agricultural Marketing Service .....	974	(**)	974	974	(**)	974	219	2	17
Risk Management Agency:									
Administrative and operating expenses .....	5	.....	5	5	.....	5	8	.....	8
Federal crop insurance corporation fund .....	504	214	291	504	214	291	332	214	118
Farm Service Agency:									
Salaries and expenses .....	85	.....	85	85	.....	85	115	.....	115
Commodity Credit Corporation .....	4,241	467	3,774	4,241	467	3,774	25,695	961	4,734
Agricultural credit insurance fund .....	12	71	-59	12	71	-59	9	82	-72
Other .....	5	.....	5	5	.....	5	4	.....	4
<b>Total—Farm Service Agency .....</b>	<b>4,344</b>	<b>538</b>	<b>3,805</b>	<b>4,344</b>	<b>538</b>	<b>3,805</b>	<b>5,823</b>	<b>1,042</b>	<b>4,781</b>
Natural Resources Conservation Service:									
Conservation operations .....	54	.....	54	54	.....	54	84	.....	84
Other .....	28	.....	28	28	.....	28	26	.....	26
Rural Development .....	116	.....	116	116	.....	116	130	.....	130
Rural Housing Service:									
Rural housing insurance fund .....	22	143	-122	22	143	-122	30	133	-103
Rental assistance program .....	60	.....	60	60	.....	60	55	.....	55
Other .....	6	.....	6	6	.....	6	5	.....	5
Rural Utilities Service:									
Rural electrification and telecommunications fund .....	2	154	-152	2	154	-152	163	411	-248
Rural development insurance fund .....	2	35	-33	2	35	-33	26	14	12
Other .....	3	6	-3	3	6	-3	3	8	-5
Foreign Agricultural Service .....	4	.....	4	4	.....	4	46	.....	46
Food and Nutrition Service:									
Food stamp program .....	2,036	.....	2,036	2,036	.....	2,036	1,783	.....	1,783
Child nutrition programs .....	1,021	.....	1,021	1,021	.....	1,021	896	.....	896
Special supplemental nutrition program for women, infants, and children .....	432	.....	432	432	.....	432	366	.....	366
Other .....	54	.....	54	54	.....	54	60	.....	60
<b>Total—Food and Nutrition Service .....</b>	<b>3,543</b>	<b>.....</b>	<b>3,543</b>	<b>3,543</b>	<b>.....</b>	<b>3,543</b>	<b>3,104</b>	<b>.....</b>	<b>3,104</b>
Forest Service:									
National forest system .....	128	.....	128	128	.....	128	141	.....	141
Wildland fire management .....	175	.....	175	175	.....	175	235	.....	235
Forest service permanent appropriations .....	15	.....	15	15	.....	15	19	.....	19
Other .....	104	.....	104	104	.....	104	103	.....	103
<b>Total—Forest Service .....</b>	<b>422</b>	<b>.....</b>	<b>422</b>	<b>422</b>	<b>.....</b>	<b>422</b>	<b>499</b>	<b>.....</b>	<b>499</b>
Other .....	74	3	71	74	3	71	86	3	82
Proprietary receipts from the public .....	.....	48	-48	.....	48	-48	.....	2158	-158
Intrabudgetary transactions .....	.....	.....	.....	.....	.....	.....	.....	.....	.....
<b>Total—Department of Agriculture .....</b>	<b>10,476</b>	<b>1,140</b>	<b>9,336</b>	<b>10,476</b>	<b>1,140</b>	<b>9,336</b>	<b>10,718</b>	<b>1,986</b>	<b>8,732</b>

**Table 5. Outlays of the U.S. Government, October 2002 and Other Periods—Continued**  
 [\$ millions]

Classification	This Month			Current Fiscal Year to Date			Prior Fiscal Year to Date		
	Gross Outlays	Applicable Receipts	Outlays	Gross Outlays	Applicable Receipts	Outlays	Gross Outlays	Applicable Receipts	Outlays
<b>Department of Commerce:</b>									
Economic Development Administration .....	31	(* *)	31	31	(* *)	31	32	(* *)	31
Bureau of the Census .....	69	.....	69	69	.....	69	66	.....	66
Promotion of Industry and Commerce .....	26	.....	26	26	.....	26	34	.....	34
Science and Technology:									
National Oceanic and Atmospheric Administration .....	196	.....	196	196	.....	196	222	(* *)	222
National Institute of Standards and Technology .....	72	.....	72	72	.....	72	61	.....	61
Other .....	20	3	18	20	3	18	26	2	24
Total—Science and Technology .....	288	3	285	288	3	285	309	2	307
Other .....	18	.....	18	18	.....	18	22	(* *)	22
Proprietary receipts from the public .....	.....	1	-1	.....	1	-1	.....	-6	6
Intrabudgetary transactions .....	.....	.....	.....	.....	.....	.....	.....	.....	.....
Offsetting governmental receipts .....	.....	.....	.....	.....	.....	.....	.....	.....	.....
<b>Total—Department of Commerce .....</b>	<b>431</b>	<b>4</b>	<b>427</b>	<b>431</b>	<b>4</b>	<b>427</b>	<b>462</b>	<b>-3</b>	<b>466</b>
<b>Department of Defense—Military:</b>									
Military Personnel:									
Department of the Army .....	2,762	.....	2,762	2,762	.....	2,762	2,508	.....	2,508
Department of the Navy .....	3,051	.....	3,051	3,051	.....	3,051	2,508	.....	2,508
Department of the Air Force .....	2,261	.....	2,261	2,261	.....	2,261	2,125	.....	2,125
Total—Military Personnel .....	8,074	.....	8,074	8,074	.....	8,074	7,141	.....	7,141
Operation and Maintenance:									
Department of the Army .....	2,732	.....	2,732	2,732	.....	2,732	1,849	.....	1,849
Department of the Navy .....	1,858	.....	1,858	1,858	.....	1,858	1,183	.....	1,183
Department of the Air Force .....	2,476	.....	2,476	2,476	.....	2,476	1,923	.....	1,923
Defense agencies .....	2,501	.....	2,501	2,501	.....	2,501	1,958	.....	1,958
Total—Operation and Maintenance .....	9,568	.....	9,568	9,568	.....	9,568	6,912	.....	6,912
Procurement:									
Department of the Army .....	1,018	.....	1,018	1,018	.....	1,018	817	.....	817
Department of the Navy .....	1,894	.....	1,894	1,894	.....	1,894	1,848	.....	1,848
Department of the Air Force .....	1,354	.....	1,354	1,354	.....	1,354	2,218	.....	2,218
Defense agencies .....	210	.....	210	210	.....	210	187	.....	187
Total—Procurement .....	4,475	.....	4,475	4,475	.....	4,475	5,069	.....	5,069
Research, Development, Test, and Evaluation:									
Department of the Army .....	478	.....	478	478	.....	478	492	.....	492
Department of the Navy .....	823	.....	823	823	.....	823	696	.....	696
Department of the Air Force .....	1,394	.....	1,394	1,394	.....	1,394	1,195	.....	1,195
Defense agencies .....	1,114	.....	1,114	1,114	.....	1,114	827	.....	827
Total—Research, Development, Test, and Evaluation .....	3,808	.....	3,808	3,808	.....	3,808	3,210	.....	3,210
Military Construction:									
Department of the Army .....	214	.....	214	214	.....	214	181	.....	181
Department of the Navy .....	80	.....	80	80	.....	80	100	.....	100
Department of the Air Force .....	88	.....	88	88	.....	88	65	.....	65
Defense agencies .....	107	.....	107	107	.....	107	125	.....	125
Total—Military Construction .....	490	.....	490	490	.....	490	471	.....	471
Family Housing:									
Department of the Army .....	90	.....	90	90	.....	90	62	.....	62
Department of the Navy .....	105	.....	105	105	.....	105	115	.....	115
Department of the Air Force .....	79	.....	79	79	.....	79	88	.....	88
Defense agencies .....	3	(* *)	2	3	(* *)	2	29	(* *)	29
Revolving and Management Funds:									
Department of the Army .....	2	.....	2	2	.....	2	1	.....	1
Department of the Navy .....	94	.....	94	94	.....	94	195	.....	195
Department of the Air Force .....	.....	.....	.....	.....	.....	.....	.....	.....	.....
Defense agencies:									
Working capital fund .....	417	.....	417	417	.....	417	180	.....	180
Other .....	29	.....	29	29	.....	29	17	(* *)	17
Other .....	21	.....	21	21	.....	21	2	.....	2
Trust funds:									
Department of the Army .....	6	.....	6	6	.....	6	(* *)	.....	(* *)
Department of the Navy .....	5	.....	5	5	.....	5	(* *)	.....	(* *)
Department of the Air Force .....	7	1	7	7	1	7	1	1	(* *)
Defense agencies .....	1	.....	1	1	.....	1	-3	.....	-3
Proprietary receipts from the public:									
Department of the Army .....	.....	-51	51	.....	-51	51	.....	10	-10
Department of the Navy .....	.....	-372	372	.....	-372	372	.....	-187	187
Department of the Air Force .....	.....	(* *)	(* *)	.....	(* *)	(* *)	.....	263	-263
Defense agencies .....	.....	22	-22	.....	22	-22	.....	24	-24



**Table 5. Outlays of the U.S. Government, October 2002 and Other Periods—Continued**  
 [\$ millions]

Classification	This Month			Current Fiscal Year to Date			Prior Fiscal Year to Date		
	Gross Outlays	Applicable Receipts	Outlays	Gross Outlays	Applicable Receipts	Outlays	Gross Outlays	Applicable Receipts	Outlays
<b>Department of Defense—Military:—Continued</b>									
Intrabudgetary transactions:									
Department of the Army .....	248	.....	248	248	.....	248	217	.....	217
Department of the Navy .....	375	.....	375	375	.....	375	802	.....	802
Department of the Air Force .....	263	.....	263	263	.....	263	468	.....	468
Defense agencies .....	185	.....	185	185	.....	185	137	.....	137
Offsetting governmental receipts:									
Department of the Army .....	.....	1	-1	.....	1	-1	.....	.....	.....
<b>Total—Department of Defense—Military.....</b>	<b>28,345</b>	<b>-400</b>	<b>28,745</b>	<b>28,345</b>	<b>-400</b>	<b>28,745</b>	<b>25,115</b>	<b>111</b>	<b>25,004</b>
<b>Department of Education:</b>									
Office of Elementary and Secondary Education:									
Education for the disadvantaged .....	648	.....	648	648	.....	648	575	.....	575
Impact aid .....	55	.....	55	55	.....	55	47	.....	47
School improvement programs .....	376	.....	376	376	.....	376	227	.....	227
Education reform .....	98	.....	98	98	.....	98	125	.....	125
Other .....	30	.....	30	30	.....	30	17	.....	17
<b>Total—Office of Elementary and Secondary Education .....</b>	<b>1,207</b>	<b>.....</b>	<b>1,207</b>	<b>1,207</b>	<b>.....</b>	<b>1,207</b>	<b>992</b>	<b>.....</b>	<b>992</b>
Office of English Language Acquisition .....	36	.....	36	36	.....	36	25	.....	25
Office of Special Education and Rehabilitative Services:									
Special education .....	615	.....	615	615	.....	615	521	.....	521
Rehabilitation services and disability research .....	249	.....	249	249	.....	249	246	.....	246
Special institutions for persons with disabilities .....	8	.....	8	8	.....	8	8	.....	8
Office of Vocational and Adult Education .....	156	.....	156	156	.....	156	166	.....	166
Office of Postsecondary Education:									
College housing and academic facilities loans .....	-1	6	-8	-1	6	-8	-4	9	-13
Higher education .....	185	.....	185	185	.....	185	137	.....	137
Howard University .....	6	.....	6	6	.....	6	.....	.....	.....
<b>Total—Office of Postsecondary Education .....</b>	<b>190</b>	<b>6</b>	<b>183</b>	<b>190</b>	<b>6</b>	<b>183</b>	<b>133</b>	<b>9</b>	<b>124</b>
Office of Student Financial Assistance:									
Student financial assistance .....	1,400	.....	1,400	1,400	.....	1,400	1,195	.....	1,195
Federal student loan reserve fund .....	.....	.....	.....	.....	.....	.....	.....	.....	.....
Federal direct student loans .....	-5	.....	-5	-5	.....	-5	53	.....	53
Federal family education loans .....	278	.....	278	278	.....	278	26	.....	26
<b>Office of Student Financial Assistance .....</b>	<b>1,673</b>	<b>.....</b>	<b>1,673</b>	<b>1,673</b>	<b>.....</b>	<b>1,673</b>	<b>1,274</b>	<b>.....</b>	<b>1,274</b>
Office of Educational Research and Improvement .....	56	.....	56	56	.....	56	41	.....	41
Departmental Management .....	58	.....	58	58	.....	58	48	.....	48
Proprietary receipts from the public .....	.....	4	-4	.....	4	-4	.....	1	-1
<b>Total—Department of Education .....</b>	<b>4,247</b>	<b>10</b>	<b>4,237</b>	<b>4,247</b>	<b>10</b>	<b>4,237</b>	<b>3,454</b>	<b>10</b>	<b>3,445</b>
<b>Department of Energy:</b>									
National Nuclear Security Administration:									
Naval reactors .....	57	.....	57	57	.....	57	62	.....	62
Weapons activities .....	685	.....	685	685	.....	685	641	.....	641
Defense nuclear nonproliferation .....	67	.....	67	67	.....	67	27	.....	27
Other .....	39	.....	39	39	.....	39	2	.....	2
Environmental and Other Defense Activities:									
Defense environmental restoration and waste management .....	527	.....	527	527	.....	527	429	.....	429
Defense facilities closure projects .....	116	.....	116	116	.....	116	104	.....	104
Other defense activities .....	34	.....	34	34	.....	34	29	.....	29
Other .....	22	.....	22	22	.....	22	18	.....	18
Energy Programs:									
Science .....	351	.....	351	351	.....	351	314	.....	314
Energy supply .....	44	.....	44	44	.....	44	31	.....	31
Energy conservation .....	67	.....	67	67	.....	67	63	.....	63
Other .....	143	3	140	143	3	140	162	3	159
<b>Total—Energy Programs .....</b>	<b>606</b>	<b>3</b>	<b>603</b>	<b>606</b>	<b>3</b>	<b>603</b>	<b>570</b>	<b>3</b>	<b>567</b>
Power Marketing Administration .....	197	196	1	197	196	1	393	401	-8
Departmental Administration .....	27	.....	27	27	.....	27	31	.....	31
Proprietary receipts from the public .....	.....	192	-192	.....	192	-192	.....	163	-163
Intrabudgetary transactions .....	269	.....	269	269	.....	269	-312	.....	-312
Offsetting governmental receipts .....	.....	.....	.....	.....	.....	.....	.....	.....	.....
<b>Total—Department of Energy .....</b>	<b>2,646</b>	<b>391</b>	<b>2,255</b>	<b>2,646</b>	<b>391</b>	<b>2,255</b>	<b>1,994</b>	<b>567</b>	<b>1,427</b>

**Table 5. Outlays of the U.S. Government, October 2002 and Other Periods—Continued**  
 [\$ millions]

Classification	This Month			Current Fiscal Year to Date			Prior Fiscal Year to Date		
	Gross Outlays	Applicable Receipts	Outlays	Gross Outlays	Applicable Receipts	Outlays	Gross Outlays	Applicable Receipts	Outlays
<b>Department of Health and Human Services:</b>									
Public Health Service:									
Food and Drug Administration .....	152	(* *)	152	152	(* *)	152	134	(* *)	133
Health Resources and Services Administration .....	516	2	514	516	2	514	473	1	472
Indian Health Services .....	284	.....	284	284	.....	284	258	.....	258
Centers for Disease Control and Prevention .....	365	.....	365	365	.....	365	330	.....	330
National Institutes of Health .....	1,851	.....	1,851	1,851	.....	1,851	1,665	.....	1,665
Substance Abuse and Mental Health Services Administration .....	263	.....	263	263	.....	263	264	.....	264
Agency for Healthcare Research and Quality .....	29	.....	29	29	.....	29	28	.....	28
<b>Total—Public Health Service .....</b>	<b>3,461</b>	<b>2</b>	<b>3,458</b>	<b>3,461</b>	<b>2</b>	<b>3,458</b>	<b>3,152</b>	<b>2</b>	<b>3,151</b>
Centers for Medicare and Medicaid Services:									
Grants to States for Medicaid .....	14,365	.....	14,365	14,365	.....	14,365	13,446	.....	13,446
Payments to health care trust funds .....	6,588	.....	6,588	6,588	.....	6,588	6,051	.....	6,051
State children's health insurance fund .....	221	.....	221	221	.....	221	175	.....	175
Federal hospital insurance trust fund:									
Benefit payments .....	13,203	.....	13,203	13,203	.....	13,203	10,719	.....	10,719
Administrative expenses .....	133	.....	133	133	.....	133	5149	.....	149
Quinquennial military service credit adjustment .....	.....	.....	.....	.....	.....	.....	.....	.....	.....
<b>Total—FHI trust fund .....</b>	<b>13,336</b>	<b>.....</b>	<b>13,336</b>	<b>13,336</b>	<b>.....</b>	<b>13,336</b>	<b>10,868</b>	<b>.....</b>	<b>10,868</b>
Health care fraud and abuse control .....	89	.....	89	89	.....	89	73	.....	73
Federal supplementary medical insurance trust fund:									
Benefit payments .....	10,349	.....	10,349	10,349	.....	10,349	8,058	.....	8,058
Administrative expenses .....	166	.....	166	166	.....	166	5177	.....	177
<b>Total—FSM trust fund .....</b>	<b>10,515</b>	<b>.....</b>	<b>10,515</b>	<b>10,515</b>	<b>.....</b>	<b>10,515</b>	<b>8,235</b>	<b>.....</b>	<b>8,235</b>
Other .....	29	.....	29	29	.....	29	5	.....	5
<b>Total—Centers for Medicare and Medicaid Services .....</b>	<b>45,141</b>	<b>.....</b>	<b>45,141</b>	<b>45,141</b>	<b>.....</b>	<b>45,141</b>	<b>38,854</b>	<b>.....</b>	<b>38,854</b>
Administration for Children and Families:									
Temporary assistance for needy families .....	1,540	.....	1,540	1,540	.....	1,540	1,412	.....	1,412
Payments to States for child support enforcement and family support programs .....	275	.....	275	275	.....	275	254	.....	254
Low income home energy assistance .....	101	.....	101	101	.....	101	82	.....	82
Refugee and entrant assistance .....	42	.....	42	42	.....	42	42	.....	42
Child care entitlement to States .....	314	.....	314	314	.....	314	189	.....	189
Payments to States for the child care and development block grant .....	186	.....	186	186	.....	186	145	.....	145
Social services block grant .....	116	.....	116	116	.....	116	102	.....	102
Children and families services programs .....	746	.....	746	746	.....	746	641	.....	641
Payments to States for foster care and adoption assistance .....	440	.....	440	440	.....	440	407	.....	407
Other .....	39	.....	39	39	.....	39	37	.....	37
<b>Total—Administration for Children and Families .....</b>	<b>3,800</b>	<b>.....</b>	<b>3,800</b>	<b>3,800</b>	<b>.....</b>	<b>3,800</b>	<b>3,312</b>	<b>.....</b>	<b>3,312</b>
Administration on Aging .....	105	.....	105	105	.....	105	88	.....	88
Other .....	211	.....	211	211	.....	211	58	.....	58
Proprietary receipts from the public .....	.....	2,259	-2,259	.....	2,259	-2,259	.....	2,007	-2,007
Intrabudgetary transactions:									
Payments for health insurance for the aged:									
Federal supplementary medical insurance trust fund .....	-6,587	.....	-6,587	-6,587	.....	-6,587	-5,928	.....	-5,928
Payments for tax and other credits:									
Federal hospital insurance trust fund .....	-1	.....	-1	-1	.....	-1	-124	.....	-124
Quinquennial adjustment for military service credits from FHI .....	.....	.....	.....	.....	.....	.....	.....	.....	.....
Other .....	.....	.....	.....	.....	.....	.....	.....	.....	.....
<b>Total—Department of Health and Human Services .....</b>	<b>46,130</b>	<b>2,262</b>	<b>43,868</b>	<b>46,130</b>	<b>2,262</b>	<b>43,868</b>	<b>39,412</b>	<b>2,008</b>	<b>37,404</b>

**Table 5. Outlays of the U.S. Government, October 2002 and Other Periods—Continued**  
 [\$ millions]

Classification	This Month			Current Fiscal Year to Date			Prior Fiscal Year to Date		
	Gross Outlays	Applicable Receipts	Outlays	Gross Outlays	Applicable Receipts	Outlays	Gross Outlays	Applicable Receipts	Outlays
<b>Department of Housing and Urban Development:</b>									
Public and Indian Housing Programs:									
Housing certificate fund .....	1,690	.....	1,690	1,690	.....	1,690	1,439	.....	1,439
Public housing capital fund .....	315	.....	315	315	.....	315	265	.....	265
Public housing operating fund .....	210	.....	210	210	.....	210	322	.....	322
Drug elimination grants for low-income housing .....	33	.....	33	33	.....	33	29	.....	29
Revitalization of severely distressed public housing (Hope VI) .....	42	.....	42	42	.....	42	47	.....	47
Native American housing block grant .....	81	.....	81	81	.....	81	69	.....	69
Other .....	1	.....	1	1	.....	1	(* *)	(* *)	(* *)
<b>Total—Publicand Indian Housing Programs .....</b>	<b>2,372</b>	<b>.....</b>	<b>2,372</b>	<b>2,372</b>	<b>.....</b>	<b>2,372</b>	<b>2,172</b>	<b>(* *)</b>	<b>2,172</b>
Community Planning and Development:									
Housing opportunities for persons with AIDS .....	19	.....	19	19	.....	19	15	.....	15
Community Development Block Grants .....	535	.....	535	535	.....	535	470	.....	470
Home investment partnership program .....	115	.....	115	115	.....	115	122	.....	122
Homeless assistance grants .....	96	.....	96	96	.....	96	92	.....	92
Other .....	25	1	24	25	1	24	8	-1	8
<b>Total—CommunityPlanning and Development .....</b>	<b>790</b>	<b>1</b>	<b>789</b>	<b>790</b>	<b>1</b>	<b>789</b>	<b>706</b>	<b>-1</b>	<b>707</b>
Housing Programs:									
Public enterprise funds .....	(* *)	1	(* *)	(* *)	1	(* *)	2	1	1
Credit accounts:									
FHA-Mutual mortgage insurance fund, program account .....	2	.....	2	2	.....	2	4	.....	4
FHA-Mutual mortgage and cooperative housing insurance fund, liquidating account .....	16	20	-5	16	20	-5	(* *)	69	-69
FHA-General and special risk fund, program account .....	3	.....	3	3	.....	3	64	.....	4
FHA-General and special risk fund, liquidating account .....	88	-135	223	88	-135	223	143	58	86
Housing for the elderly or handicapped fund .....	126	66	60	126	66	60	149	64	85
Housing for special populations .....	82	.....	82	82	.....	82	85	.....	85
Other assisted housing programs .....	56	.....	56	56	.....	56	56	.....	56
Other .....	-63	.....	-63	-63	.....	-63	2	.....	2
<b>Total—HousingPrograms .....</b>	<b>310</b>	<b>-48</b>	<b>358</b>	<b>310</b>	<b>-48</b>	<b>358</b>	<b>446</b>	<b>191</b>	<b>254</b>
Government National Mortgage Association:									
Guarantees of mortgage-backed securities, program account .....	.....	.....	.....	.....	.....	.....	.....	.....	.....
Guarantees of mortgage-backed securities, liquidating account .....	18	16	2	18	16	2	2	31	-29
Management and Administration .....	111	.....	111	111	.....	111	139	.....	139
Other .....	27	.....	27	27	.....	27	19	.....	19
Proprietary receipts from the public:									
FHA-Mutual mortgage insurance fund .....	.....	.....	.....	.....	.....	.....	.....	.....	.....
FHA-General and special risk fund .....	.....	.....	.....	.....	.....	.....	.....	.....	.....
Other .....	.....	.....	.....	.....	.....	.....	.....	.....	.....
Intrabudgetary transactions:									
FHA-Mutual mortgage insurance fund .....	.....	.....	.....	.....	.....	.....	.....	.....	.....
Offsetting governmental receipts .....	.....	5	-5	.....	5	-5	.....	2	-2
<b>Total—Departmentof Housing and Urban Development .....</b>	<b>3,628</b>	<b>-26</b>	<b>3,654</b>	<b>3,628</b>	<b>-26</b>	<b>3,654</b>	<b>3,483</b>	<b>224</b>	<b>3,259</b>
<b>Department of the Interior:</b>									
Land and Minerals Management:									
Bureau of Land Management:									
Management of lands and resources .....	80	.....	80	80	.....	80	53	.....	53
Wildland fire management .....	76	.....	76	76	.....	76	72	.....	72
Other .....	122	1	121	122	1	121	27	2	25
Minerals Management Service .....	119	.....	119	119	.....	119	76	.....	76
Office of Surface Mining Reclamation and Enforcement .....	80	.....	80	80	.....	80	26	.....	26
<b>Total—Landand Minerals Management .....</b>	<b>477</b>	<b>1</b>	<b>476</b>	<b>477</b>	<b>1</b>	<b>476</b>	<b>254</b>	<b>2</b>	<b>253</b>
Water and Science:									
Bureau of Reclamation:									
Water and related resources .....	78	.....	78	78	.....	78	48	.....	48
Other .....	34	31	3	34	31	3	24	3	21
United States Geological Survey .....	97	.....	97	97	.....	97	76	.....	76
Other .....	(* *)	.....	(* *)	(* *)	.....	(* *)	2	.....	2
<b>Total—Waterand Science .....</b>	<b>209</b>	<b>31</b>	<b>179</b>	<b>209</b>	<b>31</b>	<b>179</b>	<b>151</b>	<b>3</b>	<b>148</b>
Fish and Wildlife and Parks:									
United States Fish and Wildlife Service .....	152	.....	152	152	.....	152	113	.....	113
National Park Service .....	231	.....	231	231	.....	231	194	.....	194
<b>Total—Fishand Wildlife and Parks .....</b>	<b>382</b>	<b>.....</b>	<b>382</b>	<b>382</b>	<b>.....</b>	<b>382</b>	<b>307</b>	<b>.....</b>	<b>307</b>

**Table 5. Outlays of the U.S. Government, October 2002 and Other Periods—Continued**  
 [\$ millions]

Classification	This Month			Current Fiscal Year to Date			Prior Fiscal Year to Date		
	Gross Outlays	Applicable Receipts	Outlays	Gross Outlays	Applicable Receipts	Outlays	Gross Outlays	Applicable Receipts	Outlays
<b>Department of the Interior:—Continued</b>									
Bureau of Indian Affairs .....	194	(* *)	194	194	(* *)	194	148	(* *)	147
Departmental Offices:									
Insular affairs .....	115	.....	115	115	.....	115	117	.....	117
Office of Special Trustee for American Indians .....	39	.....	39	39	.....	39	22	.....	22
Other .....	-59	.....	-59	-59	.....	-59	6	.....	6
Proprietary receipts from the public .....	.....	206	-206	.....	206	-206	.....	182	-182
Intrabudgetary transactions .....	-102	.....	-102	-102	.....	-102	1	.....	1
<b>Total—Department of the Interior .....</b>	<b>1,255</b>	<b>238</b>	<b>1,017</b>	<b>1,255</b>	<b>238</b>	<b>1,017</b>	<b>1,007</b>	<b>188</b>	<b>819</b>
<b>Department of Justice:</b>									
General Administration .....	94	.....	94	94	.....	94	176	.....	176
Legal Activities and United States Marshals:									
General legal activities .....	57	.....	57	57	.....	57	68	.....	68
United States Attorneys .....	110	.....	110	110	.....	110	123	.....	123
United States Marshals Service .....	53	.....	53	53	.....	53	61	.....	61
September 11th victim compensation .....	28	.....	28	28	.....	28	.....	.....	.....
Other .....	213	.....	213	213	.....	213	121	.....	121
Federal Bureau of Investigation .....	385	.....	385	385	.....	385	339	.....	339
Drug Enforcement Administration .....	94	.....	94	94	.....	94	146	.....	146
Immigration and Naturalization Service .....	412	.....	412	412	.....	412	466	.....	466
Federal Prison System .....	398	20	378	398	20	378	437	19	418
Office of Justice Programs:									
State and local law enforcement assistance .....	335	.....	335	335	.....	335	359	.....	359
Community oriented policing services .....	83	.....	83	83	.....	83	82	.....	82
Other .....	144	.....	144	144	.....	144	103	.....	103
Other .....	75	.....	75	75	.....	75	-38	.....	-38
Intrabudgetary transactions .....	-2	.....	-2	-2	.....	-2	-2	.....	-2
Offsetting governmental receipts .....	.....	136	-136	.....	136	-136	.....	107	-107
<b>Total—Department of Justice .....</b>	<b>2,481</b>	<b>157</b>	<b>2,324</b>	<b>2,481</b>	<b>157</b>	<b>2,324</b>	<b>2,442</b>	<b>126</b>	<b>2,316</b>
<b>Department of Labor:</b>									
Employment and Training Administration:									
Training and employment services .....	524	.....	524	524	.....	524	497	.....	497
Welfare to work jobs .....	29	.....	29	29	.....	29	52	.....	52
Community service employment for older Americans ...	39	.....	39	39	.....	39	40	.....	40
Federal unemployment benefits and allowances .....	29	.....	29	29	.....	29	33	.....	33
State unemployment insurance and employment service operations .....	147	.....	147	147	.....	147	-29	.....	-29
Advances to the unemployment trust fund and other funds .....	.....	.....	.....	.....	.....	.....	.....	.....	.....
Unemployment trust fund:									
Federal-State unemployment insurance:									
State unemployment benefits .....	4,548	.....	4,548	4,548	.....	4,548	2,925	.....	2,925
State administrative expenses .....	200	.....	200	200	.....	200	305	.....	305
Federal administrative expenses .....	31	.....	31	31	.....	31	26	.....	26
Veterans employment and training .....	(* *)	.....	(* *)	(* *)	.....	(* *)	(* *)	.....	(* *)
Repayment of advances from the general fund .....	.....	.....	.....	.....	.....	.....	.....	.....	.....
Other .....	(* *)	.....	(* *)	(* *)	.....	(* *)	(* *)	.....	(* *)
<b>Total—Unemployment trust fund .....</b>	<b>4,779</b>	<b>.....</b>	<b>4,779</b>	<b>4,779</b>	<b>.....</b>	<b>4,779</b>	<b>3,256</b>	<b>.....</b>	<b>3,256</b>
Other .....	8	.....	8	8	.....	8	9	.....	9
<b>Total—Employment and Training Administration .....</b>	<b>5,555</b>	<b>.....</b>	<b>5,555</b>	<b>5,555</b>	<b>.....</b>	<b>5,555</b>	<b>3,857</b>	<b>.....</b>	<b>3,857</b>
Pension Benefit Guaranty Corporation .....	193	266	-73	193	266	-73	149	7293	-144
Employment Standards Administration:									
Salaries and expenses .....	29	.....	29	29	.....	29	29	.....	29
Special benefits .....	197	.....	197	197	.....	197	118	.....	118
Black lung disability trust fund .....	34	.....	34	34	.....	34	35	.....	35
Other .....	50	.....	50	50	.....	50	729	.....	29
Occupational Safety and Health Administration .....	34	.....	34	34	.....	34	32	.....	32
Bureau of Labor Statistics .....	20	.....	20	20	.....	20	49	.....	49
Other .....	64	.....	64	64	.....	64	55	.....	55
Proprietary receipts from the public .....	.....	(* *)	(* *)	.....	(* *)	(* *)	.....	(* *)	(* *)
Intrabudgetary transactions .....	-32	.....	-32	-32	.....	-32	-3	.....	-3
<b>Total—Department of Labor .....</b>	<b>6,143</b>	<b>266</b>	<b>5,878</b>	<b>6,143</b>	<b>266</b>	<b>5,878</b>	<b>4,349</b>	<b>293</b>	<b>4,056</b>

**Table 5. Outlays of the U.S. Government, October 2002 and Other Periods—Continued**  
 [\$ millions]

Classification	This Month			Current Fiscal Year to Date			Prior Fiscal Year to Date		
	Gross Outlays	Applicable Receipts	Outlays	Gross Outlays	Applicable Receipts	Outlays	Gross Outlays	Applicable Receipts	Outlays
<b>Department of State:</b>									
Administration of Foreign Affairs:									
Diplomatic and consular programs .....	341	.....	341	341	.....	341	245	.....	245
Embassy security, construction, and maintenance .....	67	.....	67	67	.....	67	57	.....	57
Payment to Foreign Service retirement and disability fund .....	.....	.....	.....	.....	.....	.....	11	.....	11
Foreign Service retirement and disability fund .....	51	.....	51	51	.....	51	49	.....	49
Other .....	24	.....	24	24	.....	24	118	.....	118
<b>Total—Administration of Foreign Affairs .....</b>	<b>483</b>	<b>.....</b>	<b>483</b>	<b>483</b>	<b>.....</b>	<b>483</b>	<b>479</b>	<b>.....</b>	<b>479</b>
International Organizations and Conferences .....	685	.....	685	685	.....	685	959	.....	959
Migration and refugee assistance .....	69	.....	69	69	.....	69	90	.....	90
International narcotics control and law enforcement .....	33	.....	33	33	.....	33	26	.....	26
Andean counterdrug initiative .....	25	.....	25	25	.....	25	18	.....	18
Other .....	8	.....	8	8	.....	8	10	.....	10
Proprietary receipts from the public .....	.....	.....	.....	.....	.....	.....	.....	.....	.....
Intrabudgetary transactions .....	-20	.....	-20	-20	.....	-20	8-11	.....	-11
Offsetting governmental receipts .....	.....	.....	.....	.....	.....	.....	.....	.....	.....
<b>Total—Department of State .....</b>	<b>1,283</b>	<b>.....</b>	<b>1,283</b>	<b>1,283</b>	<b>.....</b>	<b>1,283</b>	<b>1,572</b>	<b>.....</b>	<b>1,572</b>
<b>Department of Transportation:</b>									
Office of the Secretary:									
Compensation for air carriers .....	3	.....	3	3	.....	3	96	.....	96
Other .....	-14	.....	-14	-14	.....	-14	95	.....	5
<b>Total—Office of the Secretary .....</b>	<b>-11</b>	<b>.....</b>	<b>-11</b>	<b>-11</b>	<b>.....</b>	<b>-11</b>	<b>101</b>	<b>.....</b>	<b>101</b>
Transportation Security Administration .....	403	.....	403	403	.....	403	.....	.....	.....
Coast Guard:									
Operating expenses .....	332	.....	332	332	.....	332	305	.....	305
Acquisition, construction, and improvements .....	34	.....	34	34	.....	34	43	.....	43
Retired pay .....	70	.....	70	70	.....	70	52	.....	52
Other .....	45	1	44	45	1	44	29	1	28
<b>Total—Coast Guard .....</b>	<b>481</b>	<b>1</b>	<b>480</b>	<b>481</b>	<b>1</b>	<b>480</b>	<b>428</b>	<b>1</b>	<b>428</b>
Federal Aviation Administration:									
Operations .....	702	.....	702	702	.....	702	713	.....	713
Airport and airway trust fund:									
Grants-in-aid for airports .....	260	.....	260	260	.....	260	269	.....	269
Facilities and equipment .....	111	.....	111	111	.....	111	138	.....	138
Research, engineering, and development .....	14	.....	14	14	.....	14	17	.....	17
Trust fund share of FAA operations .....	26	.....	26	26	.....	26	3	.....	3
<b>Total—Airport and airway trust fund .....</b>	<b>411</b>	<b>.....</b>	<b>411</b>	<b>411</b>	<b>.....</b>	<b>411</b>	<b>428</b>	<b>.....</b>	<b>428</b>
Other .....	16	.....	16	16	.....	16	18	10	7
<b>Total—Federal Aviation Administration .....</b>	<b>1,129</b>	<b>.....</b>	<b>1,129</b>	<b>1,129</b>	<b>.....</b>	<b>1,129</b>	<b>1,159</b>	<b>10</b>	<b>1,148</b>
Federal Highway Administration:									
Highway trust fund:									
Federal-aid highways .....	2,881	.....	2,881	2,881	.....	2,881	2,762	.....	2,762
Other .....	36	.....	36	36	.....	36	7	.....	7
Other programs .....	15	.....	15	15	.....	15	17	.....	17
<b>Total—Federal Highway Administration .....</b>	<b>2,932</b>	<b>.....</b>	<b>2,932</b>	<b>2,932</b>	<b>.....</b>	<b>2,932</b>	<b>2,787</b>	<b>.....</b>	<b>2,787</b>
National Highway Traffic Safety Administration .....	40	.....	40	40	.....	40	932	.....	32
Federal Railroad Administration:									
Capital Grants to the National Railroad Passenger Corporation .....									
.....	119	.....	119	119	.....	119	310	.....	310
Other .....	15	1	14	15	1	14	26	1	25
<b>Total—Federal Railroad Administration .....</b>	<b>135</b>	<b>1</b>	<b>134</b>	<b>135</b>	<b>1</b>	<b>134</b>	<b>336</b>	<b>1</b>	<b>335</b>
Federal Transit Administration:									
Formula grants .....	314	.....	314	314	.....	314	400	.....	400
Discretionary grants .....	40	.....	40	40	.....	40	53	.....	53
Trust fund share of expenses .....	.....	.....	.....	.....	.....	.....	.....	.....	.....
Other .....	335	.....	335	335	.....	335	138	.....	138
<b>Total—Federal Transit Administration .....</b>	<b>689</b>	<b>.....</b>	<b>689</b>	<b>689</b>	<b>.....</b>	<b>689</b>	<b>591</b>	<b>.....</b>	<b>591</b>
Maritime Administration .....	42	20	22	42	20	22	50	(**)	50
Other .....	33	(**)	33	33	(**)	33	943	(**)	43
Proprietary receipts from the public .....	.....	7	-7	.....	7	-7	.....	70	-70
Intrabudgetary transactions .....	.....	.....	.....	.....	.....	.....	-7	.....	-7
Offsetting governmental receipts .....	.....	7	-7	.....	7	-7	.....	6	-6
<b>Total—Department of Transportation .....</b>	<b>5,873</b>	<b>36</b>	<b>5,837</b>	<b>5,873</b>	<b>36</b>	<b>5,837</b>	<b>5,521</b>	<b>88</b>	<b>5,433</b>

**Table 5. Outlays of the U.S. Government, October 2002 and Other Periods—Continued**  
 [\$ millions]

Classification	This Month			Current Fiscal Year to Date			Prior Fiscal Year to Date		
	Gross Outlays	Applicable Receipts	Outlays	Gross Outlays	Applicable Receipts	Outlays	Gross Outlays	Applicable Receipts	Outlays
<b>Department of the Treasury:</b>									
Departmental Offices:									
Exchange stabilization fund .....	-17	15	-32	-17	15	-32	-28	23	-52
Other .....	98	.....	98	98	.....	98	<sup>10</sup> 86	.....	86
<b>Financial Management Service:</b>									
Salaries and expenses .....	25	.....	25	25	.....	25	27	.....	27
Payment to the Resolution Funding Corporation .....	538	.....	538	538	.....	538	353	.....	353
Interest paid to credit financing accounts .....	4	.....	4	4	.....	4	.....	.....	.....
Claims, judgements, and relief acts .....	149	.....	149	149	.....	149	93	.....	93
Other .....	38	.....	38	38	.....	38	62	.....	62
<b>Total—Financial Management Service .....</b>	<b>754</b>	<b>.....</b>	<b>754</b>	<b>754</b>	<b>.....</b>	<b>754</b>	<b>535</b>	<b>.....</b>	<b>535</b>
Federal Financing Bank .....	402	.....	402	402	.....	402	-118	.....	-118
Bureau of Alcohol, Tobacco, and Firearms:									
Salaries and expenses .....	59	.....	59	59	.....	59	76	.....	76
Laboratory facilities and headquarters .....	.....	.....	.....	.....	.....	.....	.....	.....	.....
Internal revenue collections for Puerto Rico .....	29	.....	29	29	.....	29	30	.....	30
United States Customs Service .....	264	.....	264	264	.....	264	299	.....	299
Bureau of Engraving and Printing .....	-44	.....	-44	-44	.....	-44	16	.....	16
United States Mint .....	69	121	-52	69	121	-52	78	152	-73
Bureau of the Public Debt .....	44	.....	44	44	.....	44	17	.....	17
<b>Internal Revenue Service:</b>									
Processing, assistance, and management .....	223	.....	223	223	.....	223	267	.....	267
Tax law enforcement .....	288	.....	288	288	.....	288	421	.....	421
Information systems .....	139	.....	139	139	.....	139	117	.....	117
Payment where earned income credit exceeds liability for tax .....	65	.....	65	65	.....	65	74	.....	74
Payment where child credit exceeds liability for tax .....	37	.....	37	37	.....	37	18	.....	18
Refunding internal revenue collections, interest .....	255	.....	255	255	.....	255	162	.....	162
Other .....	24	(* *)	24	24	(* *)	24	25	.....	25
<b>Total—Internal Revenue Service .....</b>	<b>1,031</b>	<b>(* *)</b>	<b>1,030</b>	<b>1,031</b>	<b>(* *)</b>	<b>1,030</b>	<b>1,084</b>	<b>.....</b>	<b>1,084</b>
United States Secret Service .....	89	.....	89	89	.....	89	103	.....	103
Comptroller of the Currency .....	36	1	35	36	1	35	40	(* *)	39
Office of Thrift Supervision .....	10	2	8	10	2	8	13	1	12
<b>Interest on the public debt:</b>									
Interest on Treasury debt securities (gross):									
Public issues (accrual basis) .....	13,916	.....	13,916	13,916	.....	13,916	15,671	.....	15,671
Special issues (cash basis) .....	-239	.....	-239	-239	.....	-239	1,950	.....	1,950
<b>Total—Interest on Treasury debt securities (gross) .....</b>	<b>13,677</b>	<b>.....</b>	<b>13,677</b>	<b>13,677</b>	<b>.....</b>	<b>13,677</b>	<b>17,621</b>	<b>.....</b>	<b>17,621</b>
<b>Total—Interest on the public debt .....</b>	<b>13,677</b>	<b>.....</b>	<b>13,677</b>	<b>13,677</b>	<b>.....</b>	<b>13,677</b>	<b>17,621</b>	<b>.....</b>	<b>17,621</b>
Other .....	15	.....	15	15	.....	15	56	.....	56
Proprietary receipts from the public .....	.....	-128	128	.....	-128	128	.....	<sup>10,11</sup> 278	-278
Intrabudgetary transactions .....	-190	.....	-190	-190	.....	-190	-98	.....	-98
Offsetting governmental receipts .....	.....	120	-120	.....	120	-120	.....	109	-109
<b>Total—Department of the Treasury .....</b>	<b>16,325</b>	<b>131</b>	<b>16,194</b>	<b>16,325</b>	<b>131</b>	<b>16,194</b>	<b>19,811</b>	<b>564</b>	<b>19,246</b>
<b>Department of Veterans Affairs:</b>									
Veterans Health Administration:									
Medical care .....	1,914	.....	1,914	1,914	.....	1,914	1,908	.....	1,908
Other .....	48	21	27	48	21	27	63	22	40
Veterans Benefits Administration:									
Public enterprise funds:									
Veterans housing benefit program fund .....	(* *)	6	-5	(* *)	6	-5	2	7	-5
Other .....	67	61	6	67	61	6	57	50	7
Compensation and pensions .....	2,248	.....	2,248	2,248	.....	2,248	2,112	.....	2,112
Readjustment benefits .....	192	.....	192	192	.....	192	159	.....	159
Insurance funds:									
National service life .....	94	.....	94	94	.....	94	90	.....	90
United States Government Life .....	1	.....	1	1	.....	1	1	.....	1
Veterans special life .....	10	3	7	10	3	7	9	3	6
Other .....	-8	.....	-8	-8	.....	-8	-12	.....	-12
<b>Total—Veterans Benefits Administration .....</b>	<b>2,604</b>	<b>69</b>	<b>2,535</b>	<b>2,604</b>	<b>69</b>	<b>2,535</b>	<b>2,417</b>	<b>60</b>	<b>2,357</b>
Construction .....	34	.....	34	34	.....	34	35	.....	35
Departmental Administration .....	92	.....	92	92	.....	92	102	.....	102
Proprietary receipts from the public:									
National service life .....	.....	15	-15	.....	15	-15	.....	19	-19
Other .....	.....	142	-142	.....	142	-142	.....	100	-100
Intrabudgetary transactions .....	(* *)	.....	(* *)	(* *)	.....	(* *)	-1	.....	-1
<b>Total—Department of Veterans Affairs .....</b>	<b>4,692</b>	<b>246</b>	<b>4,446</b>	<b>4,692</b>	<b>246</b>	<b>4,446</b>	<b>4,525</b>	<b>201</b>	<b>4,323</b>

**Table 5. Outlays of the U.S. Government, October 2002 and Other Periods—Continued**  
 [\$ millions]

Classification	This Month			Current Fiscal Year to Date			Prior Fiscal Year to Date		
	Gross Outlays	Applicable Receipts	Outlays	Gross Outlays	Applicable Receipts	Outlays	Gross Outlays	Applicable Receipts	Outlays
<b>Corps of Engineers:</b>									
Construction, general .....	141	.....	141	141	.....	141	147	.....	147
Operation and maintenance, general .....	169	.....	169	169	.....	169	176	.....	176
Flood control .....	49	.....	49	49	.....	49	31	.....	31
Rivers and harbors contributed funds .....	6	.....	6	6	.....	6	22	.....	22
Harbor maintenance trust fund .....	.....	.....	.....	.....	.....	.....	.....	.....	.....
Other .....	227	.....	227	227	.....	227	116	.....	116
Proprietary receipts from the public .....	.....	2	-2	.....	2	-2	.....	33	-33
Intrabudgetary transactions .....	-10	.....	-10	-10	.....	-10	-10	.....	-10
<b>Total—Corps of Engineers .....</b>	<b>582</b>	<b>2</b>	<b>580</b>	<b>582</b>	<b>2</b>	<b>580</b>	<b>482</b>	<b>33</b>	<b>449</b>
<b>Other Defense Civil Programs:</b>									
Military Retirement:									
Payment to military retirement fund .....	17,928	.....	17,928	17,928	.....	17,928	17,047	.....	17,047
Military retirement fund .....	2,934	.....	2,934	2,934	.....	2,934	2,874	.....	2,874
Educational Benefits .....	24	.....	24	24	.....	24	17	.....	17
Other .....	14,953	.....	14,953	14,953	.....	14,953	10	.....	10
Proprietary receipts from the public .....	.....	2	-2	.....	2	-2	.....	1	-1
Intrabudgetary transactions .....	-32,376	.....	-32,376	-32,376	.....	-32,376	-17,100	.....	-17,100
<b>Total—Other Defense Civil Programs .....</b>	<b>3,462</b>	<b>2</b>	<b>3,461</b>	<b>3,462</b>	<b>2</b>	<b>3,461</b>	<b>2,847</b>	<b>1</b>	<b>2,846</b>
<b>Environmental Protection Agency:</b>									
Science and technology .....	66	.....	66	66	.....	66	57	.....	57
Environmental programs and management .....	197	.....	197	197	.....	197	194	.....	194
State and tribal assistance grants .....	284	.....	284	284	.....	284	287	.....	287
Hazardous substance superfund .....	90	.....	90	90	.....	90	<sup>11</sup> 86	.....	86
Other .....	20	(* *)	20	20	(* *)	20	20	(* *)	20
Proprietary receipts from the public .....	.....	12	-12	.....	12	-12	.....	15	-15
Intrabudgetary transactions .....	.....	.....	.....	.....	.....	.....	.....	.....	.....
Offsetting governmental receipts .....	.....	1	-1	.....	1	-1	.....	1	-1
<b>Total—Environmental Protection Agency .....</b>	<b>656</b>	<b>13</b>	<b>643</b>	<b>656</b>	<b>13</b>	<b>643</b>	<b>644</b>	<b>15</b>	<b>629</b>
<b>Executive Office of the President:</b>									
Compensation of the President and the White House									
Office .....	4	.....	4	4	.....	4	5	.....	5
Office of Management and Budget .....	6	.....	6	6	.....	6	6	.....	6
Office of National Drug Control Policy .....	2	.....	2	2	.....	2	3	.....	3
Emergency response fund .....	.....	.....	.....	.....	.....	.....	.....	.....	.....
Other .....	14	.....	14	14	.....	14	60	.....	60
<b>Total—Executive Office of the President .....</b>	<b>26</b>	.....	<b>26</b>	<b>26</b>	.....	<b>26</b>	<b>74</b>	.....	<b>74</b>
<b>Federal Emergency Management Agency:</b>									
Public enterprise funds .....	30	68	-38	30	68	-38	<sup>11</sup> 93	44	49
Disaster relief .....	330	.....	330	330	.....	330	<sup>11</sup> 405	.....	405
Emergency management planning and assistance .....	36	.....	36	36	.....	36	<sup>11</sup> 31	.....	31
Other .....	37	.....	37	37	.....	37	31	.....	31
Proprietary receipts from the public .....	.....	.....	.....	.....	.....	.....	.....	.....	.....
Offsetting governmental receipts .....	.....	.....	.....	.....	.....	.....	.....	.....	.....
<b>Total—Federal Emergency Management Agency .....</b>	<b>434</b>	<b>68</b>	<b>366</b>	<b>434</b>	<b>68</b>	<b>366</b>	<b>560</b>	<b>44</b>	<b>516</b>
<b>General Services Administration:</b>									
Real Property Activities .....	66	.....	66	66	.....	66	-25	.....	-25
Supply and Technology Activities .....	-53	.....	-53	-53	.....	-53	-69	.....	-69
General Activities .....	32	.....	32	32	.....	32	21	.....	21
Proprietary receipts from the public .....	.....	.....	.....	.....	.....	.....	.....	(* *)	(* *)
<b>Total—General Services Administration .....</b>	<b>45</b>	.....	<b>45</b>	<b>45</b>	.....	<b>45</b>	<b>-73</b>	<b>(* *)</b>	<b>-73</b>
<b>International Assistance Program:</b>									
International Security Assistance:									
Foreign military loan program .....	3	5	-2	3	5	-2	-5	<sup>12</sup> 15	-20
Foreign military financing program .....	50	.....	50	50	.....	50	39	.....	39
Economic support fund .....	227	.....	227	227	.....	227	88	.....	88
Other .....	32	.....	32	32	.....	32	28	.....	28
Proprietary receipts from the public .....	.....	.....	.....	.....	.....	.....	.....	.....	.....
<b>Total—International Security Assistance .....</b>	<b>312</b>	<b>5</b>	<b>308</b>	<b>312</b>	<b>5</b>	<b>308</b>	<b>149</b>	<b>15</b>	<b>134</b>
Multilateral Assistance:									
Contribution to the International Development									
Association .....	235	.....	235	235	.....	235	189	.....	189
International organizations and programs .....	3	.....	3	3	.....	3	3	.....	3
Other .....	72	.....	72	72	.....	72	119	.....	119
Proprietary receipts from the public .....	.....	.....	.....	.....	.....	.....	.....	.....	.....
<b>Total—Multilateral Assistance .....</b>	<b>310</b>	.....	<b>310</b>	<b>310</b>	.....	<b>310</b>	<b>311</b>	.....	<b>311</b>

**Table 5. Outlays of the U.S. Government, October 2002 and Other Periods—Continued**  
 [\$ millions]

Classification	This Month			Current Fiscal Year to Date			Prior Fiscal Year to Date		
	Gross Outlays	Applicable Receipts	Outlays	Gross Outlays	Applicable Receipts	Outlays	Gross Outlays	Applicable Receipts	Outlays
<b>International Assistance Program:—Continued</b>									
International Development Assistance:									
Agency for International Development:									
Economic assistance loans .....	.....	44	-44	.....	44	-44	.....	49	-49
Sustainable development assistance program .....	83	.....	83	83	.....	83	141	.....	141
Child survival and disease programs .....	100	.....	100	100	.....	100	33	.....	33
Assistance for the independent States of the Former Soviet Union .....	62	.....	62	62	.....	62	26	.....	26
Operating expenses .....	39	.....	39	39	.....	39	49	.....	49
Payment to the Foreign Service retirement and disability fund .....	.....	.....	.....	.....	.....	.....	.....	.....	.....
Other .....	24	.....	24	24	.....	24	105	2	103
Proprietary receipts from the public .....	.....	.....	.....	.....	.....	.....	.....	.....	.....
Intrabudgetary transactions .....	.....	.....	.....	.....	.....	.....	.....	.....	.....
<b>Total—Agency for International Development .....</b>	<b>307</b>	<b>44</b>	<b>263</b>	<b>307</b>	<b>44</b>	<b>263</b>	<b>354</b>	<b>51</b>	<b>303</b>
Overseas Private Investment Corporation:									
Overseas private investment corporation account .....	5	5	-1	5	5	-1	123	7	-4
Proprietary receipts from the public .....	.....	.....	.....	.....	.....	.....	.....	.....	.....
<b>Total—Overseas Private Investment Corporation .....</b>	<b>5</b>	<b>5</b>	<b>-1</b>	<b>5</b>	<b>5</b>	<b>-1</b>	<b>3</b>	<b>7</b>	<b>-4</b>
Peace Corps .....	22	.....	22	22	.....	22	25	.....	25
Other .....	-1	.....	-1	-1	.....	-1	6	.....	6
<b>Total—International Development Assistance .....</b>	<b>333</b>	<b>49</b>	<b>283</b>	<b>333</b>	<b>49</b>	<b>283</b>	<b>388</b>	<b>57</b>	<b>330</b>
International Monetary Programs .....	18	.....	18	18	.....	18	157	.....	157
Military Sales Programs:									
Foreign military sales trust fund .....	783	.....	783	783	.....	783	774	.....	774
Other .....	.....	(**)	(**)	.....	(**)	(**)	-1	(**)	-2
Proprietary receipts from the public .....	.....	805	-805	.....	805	-805	.....	717	-717
Other .....	.....	.....	.....	.....	.....	.....	.....	.....	.....
<b>Total—International Assistance Program .....</b>	<b>1,757</b>	<b>859</b>	<b>897</b>	<b>1,757</b>	<b>859</b>	<b>897</b>	<b>1,777</b>	<b>789</b>	<b>988</b>
<b>National Aeronautics and Space Administration:</b>									
Human space flight .....	514	.....	514	514	.....	514	539	.....	539
Science, aeronautics, and technology .....	599	.....	599	599	.....	599	664	.....	664
Mission support .....	15	.....	15	15	.....	15	171	.....	171
Other .....	2	.....	2	2	.....	2	2	.....	2
<b>Total—National Aeronautics and Space Administration .....</b>	<b>1,130</b>	<b>.....</b>	<b>1,130</b>	<b>1,130</b>	<b>.....</b>	<b>1,130</b>	<b>1,376</b>	<b>.....</b>	<b>1,376</b>
<b>National Science Foundation:</b>									
Research and related activities .....	384	.....	384	384	.....	384	319	.....	319
Education and human resources .....	3	.....	3	3	.....	3	3	.....	3
Other .....	(**)	.....	(**)	(**)	.....	(**)	13	.....	13
<b>Total—National Science Foundation .....</b>	<b>387</b>	<b>.....</b>	<b>387</b>	<b>387</b>	<b>.....</b>	<b>387</b>	<b>335</b>	<b>.....</b>	<b>335</b>
<b>Office of Personnel Management:</b>									
Government payment for annuitants, employees health and life insurance benefits .....	604	.....	604	604	.....	604	549	.....	549
Payment to civil service retirement and disability fund .....	.....	.....	.....	.....	.....	.....	.....	.....	.....
Civil service retirement and disability fund .....	4,176	.....	4,176	4,176	.....	4,176	4,037	.....	4,037
Employees life insurance fund .....	175	218	-42	175	218	-42	340	204	137
Employees and retired employees health benefits fund .....	2,102	2,156	-55	2,102	2,156	-55	1,837	1,797	40
Other .....	40	.....	40	40	.....	40	3	.....	3
Intrabudgetary transactions:									
Civil service retirement and disability fund:									
General fund contributions .....	.....	.....	.....	.....	.....	.....	.....	.....	.....
Other .....	-3	.....	-3	-3	.....	-3	-2	.....	-2
<b>Total—Office of Personnel Management .....</b>	<b>7,095</b>	<b>2,374</b>	<b>4,721</b>	<b>7,095</b>	<b>2,374</b>	<b>4,721</b>	<b>6,763</b>	<b>2,000</b>	<b>4,763</b>



**Table 5. Outlays of the U.S. Government, October 2002 and Other Periods—Continued**  
 [\$ millions]

Classification	This Month			Current Fiscal Year to Date			Prior Fiscal Year to Date		
	Gross Outlays	Applicable Receipts	Outlays	Gross Outlays	Applicable Receipts	Outlays	Gross Outlays	Applicable Receipts	Outlays
<b>Small Business Administration:</b>									
Public enterprise funds:									
Business loan fund .....	43	-1	44	43	-1	44	36	23	13
Disaster loan fund .....	14	3	12	14	3	12	16	6	11
Other .....	.....	(**)	(**)	.....	(**)	(**)	(**)	(**)	(**)
Other .....	36	(**)	36	36	(**)	36	46	(**)	46
Proprietary receipts from the public .....	.....	.....	.....	.....	.....	.....	.....	.....	.....
<b>Total—Small Business Administration .....</b>	<b>93</b>	<b>2</b>	<b>91</b>	<b>93</b>	<b>2</b>	<b>91</b>	<b>98</b>	<b>28</b>	<b>70</b>
<b>Social Security Administration:</b>									
Payments to social security trust funds .....	3,649	.....	3,649	3,649	.....	3,649	3,356	.....	3,356
Special benefits for disabled coal miners .....	36	.....	36	36	.....	36	38	.....	38
Supplemental security income program .....	2,649	.....	2,649	2,649	.....	2,649	2,716	.....	2,716
Federal old-age and survivors insurance trust fund (off-budget):									
Benefit payments .....	32,363	.....	32,363	32,363	.....	32,363	31,044	.....	31,044
Administrative expenses .....	304	.....	304	304	.....	304	515	.....	15
Payment to railroad retirement account .....	.....	.....	.....	.....	.....	.....	.....	.....	.....
Quinquennial military service credit adjustment .....	.....	.....	.....	.....	.....	.....	.....	.....	.....
<b>Total—FOAS trust fund .....</b>	<b>32,667</b>	<b>.....</b>	<b>32,667</b>	<b>32,667</b>	<b>.....</b>	<b>32,667</b>	<b>31,059</b>	<b>.....</b>	<b>31,059</b>
Federal disability insurance trust fund (off-budget):									
Benefit payments .....	5,451	.....	5,451	5,451	.....	5,451	5,021	.....	5,021
Administrative expenses .....	118	.....	118	118	.....	118	5200	.....	200
Payment to railroad retirement account .....	.....	.....	.....	.....	.....	.....	.....	.....	.....
Quinquennial military service credit adjustment .....	.....	.....	.....	.....	.....	.....	.....	.....	.....
<b>Total—FDI trust fund .....</b>	<b>5,569</b>	<b>.....</b>	<b>5,569</b>	<b>5,569</b>	<b>.....</b>	<b>5,569</b>	<b>5,221</b>	<b>.....</b>	<b>5,221</b>
Other .....	-4	.....	-4	-4	.....	-4	5.5	.....	-5
Proprietary receipts from the public:									
On-budget .....	.....	12	-12	.....	12	-12	.....	12	-12
Off-budget .....	.....	3	-3	.....	3	-3	.....	3	-3
Intrabudgetary transactions:									
On-budget:									
Quinquennial adjustment for military service credits from FOASI and FDI .....	.....	.....	.....	.....	.....	.....	.....	.....	.....
Off-budget <sup>13</sup> .....	-3,649	.....	-3,649	-3,649	.....	-3,649	-3,356	.....	-3,356
<b>Total—Social Security Administration .....</b>	<b>40,916</b>	<b>15</b>	<b>40,901</b>	<b>40,916</b>	<b>15</b>	<b>40,901</b>	<b>39,030</b>	<b>15</b>	<b>39,015</b>
<b>Other independent agencies:</b>									
Appalachian Regional Commission .....	8	(**)	8	8	(**)	8	9	(**)	9
Broadcasting Board of Governors .....	37	.....	37	37	.....	37	30	.....	30
Corporation for National and Community Service .....	86	.....	86	86	.....	86	66	.....	66
Corporation for Public Broadcasting .....	365	.....	365	365	.....	365	350	.....	350
District of Columbia:									
Courts .....	11	.....	11	11	.....	11	10	.....	10
Corrections .....	1	.....	1	1	.....	1	1	.....	1
General and special payments .....	45	14	31	45	14	31	45	23	22
Financing .....	.....	.....	.....	.....	.....	.....	.....	.....	.....
Equal Employment Opportunity Commission .....	20	(**)	20	20	(**)	20	29	(**)	29
Export-Import Bank of the United States .....	104	7	96	104	7	96	134	42	91
Federal Communications Commission:									
Universal service fund .....	486	.....	486	486	.....	486	404	.....	404
Spectrum auction program account .....	1	.....	1	1	.....	1	1	.....	1
Other .....	-3	1	-5	-3	1	-5	30	1	28
Federal Deposit Insurance Corporation:									
Bank insurance fund .....	76	56	20	76	56	20	86	98	-12
Savings association insurance fund .....	16	15	1	16	15	1	118	128	-10
FSLIC resolution fund:									
Resolution Trust Corporation closeout .....	5	12	-7	5	12	-7	215	125	90
Other .....	18	75	-57	18	75	-57	68	53	15
Office of Inspector General .....	.....	.....	.....	.....	.....	.....	.....	.....	.....
<b>Total—Federal Deposit Insurance Corporation .....</b>	<b>115</b>	<b>158</b>	<b>-43</b>	<b>115</b>	<b>158</b>	<b>-43</b>	<b>487</b>	<b>404</b>	<b>83</b>
Federal Drug Control Programs .....	39	.....	39	39	.....	39	18	.....	18
Legal Services Corporation .....	1	.....	1	1	.....	1	29	.....	29
National Archives and Records Administration .....	20	1	18	20	1	18	17	(**)	17
National Credit Union Administration .....	17	235	-217	17	235	-217	13	215	-202

**Table 5. Outlays of the U.S. Government, October 2002 and Other Periods—Continued**  
 [\$ millions]

Classification	This Month			Current Fiscal Year to Date			Prior Fiscal Year to Date		
	Gross Outlays	Applicable Receipts	Outlays	Gross Outlays	Applicable Receipts	Outlays	Gross Outlays	Applicable Receipts	Outlays
<b>Other independent agencies:—Continued</b>									
National Endowment for the Arts .....	13	.....	13	13	.....	13	10	.....	10
National Endowment for the Humanities .....	9	.....	9	9	.....	9	8	.....	8
Institute of Museum and Library Services .....	25	.....	25	25	.....	25	21	.....	21
National Labor Relations Board .....	18	.....	18	18	.....	18	23	.....	23
Nuclear Regulatory Commission .....	46	5	41	46	5	41	49	9	39
Postal Service:									
Public enterprise funds (off-budget) .....	5,174	146,918	-1,744	5,174	6,918	-1,744	5,303	6,702	-1,399
Payments to the Postal Service fund .....	59	.....	59	59	.....	59	96	.....	96
Railroad Retirement Board:									
Federal windfall subsidy .....	11	.....	11	11	.....	11	12	.....	12
Federal payments to the railroad retirement accounts ..	155	.....	155	155	.....	155	81	.....	81
Railroad unemployment insurance trust fund:									
Benefit payments .....	8	.....	8	8	.....	8	9	.....	9
Administrative expenses .....	.....	.....	.....	.....	.....	.....	.....	.....	.....
Rail industry pension fund:									
Benefit payments .....	288	.....	288	288	.....	288	269	.....	269
Advances from FOASDI fund .....	-97	.....	-97	-97	.....	-97	-96	.....	-96
OASDI certifications .....	97	.....	97	97	.....	97	96	.....	96
Administrative expenses .....	8	.....	8	8	.....	8	9	.....	9
Interest on refund of taxes .....	(* *)	.....	(* *)	(* *)	.....	(* *)	(* *)	.....	(* *)
Transfers to the National railroad retirement investment trust .....	3,000	.....	3,000	3,000	.....	3,000	.....	.....	.....
Other .....	(* *)	.....	(* *)	(* *)	.....	(* *)	(* *)	.....	(* *)
National railroad retirement investment trust:									
Benefit payments .....	.....	.....	.....	.....	.....	.....	.....	.....	.....
Administrative expenses .....	(* *)	.....	(* *)	(* *)	.....	(* *)	.....	.....	.....
Supplemental annuity pension fund:									
Benefit payments .....	.....	.....	.....	.....	.....	.....	6	.....	6
Interest on refund of taxes .....	.....	.....	.....	.....	.....	.....	(* *)	.....	(* *)
Transfers to the National railroad retirement investment trust .....	.....	.....	.....	.....	.....	.....	.....	.....	.....
Railroad Social Security equivalent benefit account:									
Benefit payments .....	434	.....	434	434	.....	434	415	.....	415
Interest on refund of taxes .....	(* *)	.....	(* *)	(* *)	.....	(* *)	(* *)	.....	(* *)
Transfers to the National railroad retirement investment trust .....	.....	.....	.....	.....	.....	.....	.....	.....	.....
Other .....	.....	.....	.....	.....	.....	.....	.....	.....	.....
Proprietary receipts from the public .....	.....	(* *)	(* *)	.....	(* *)	(* *)	.....	.....	.....
Intrabudgetary transactions:									
Payments from other funds to the railroad retirement trust funds .....	.....	.....	.....	.....	.....	.....	.....	.....	.....
Payments from the railroad retirement trust funds to the National railroad retirement investment trust .....	-3,000	.....	-3,000	-3,000	.....	-3,000	.....	.....	.....
Other .....	-155	.....	-155	-155	.....	-155	-81	.....	-81
<b>Total—Railroad Retirement Board .....</b>	<b>749</b>	<b>(* *)</b>	<b>749</b>	<b>749</b>	<b>(* *)</b>	<b>749</b>	<b>720</b>	<b>.....</b>	<b>720</b>
Securities and Exchange Commission .....	12	.....	12	12	.....	12	31	.....	31
Smithsonian Institution .....	24	.....	24	24	.....	24	51	.....	51
Tennessee Valley Authority .....	852	1,244	-392	852	1,244	-392	930	1,172	-242
Other .....	108	11	97	108	11	97	118	21	98
<b>Total—Other independent agencies .....</b>	<b>8,443</b>	<b>8,594</b>	<b>-152</b>	<b>8,443</b>	<b>8,594</b>	<b>-152</b>	<b>9,034</b>	<b>8,588</b>	<b>446</b>
<b>Undistributed offsetting receipts:</b>									
Other interest .....	.....	(* *)	(* *)	.....	(* *)	(* *)	.....	(* *)	(* *)
Department of Defense Medicare-Eligible Health Care Fund .....	-605	.....	-605	-605	.....	-605	.....	.....	.....
Employer share, employee retirement:									
Department of Health and Human Services:									
Federal hospital insurance trust fund:									
Federal employer contributions .....	-201	.....	-201	-201	.....	-201	-180	.....	-180
Postal Service employer contributions .....	-62	.....	-62	-62	.....	-62	-60	.....	-60
Payments for military service credits .....	.....	.....	.....	.....	.....	.....	.....	.....	.....
Department of State:									
Foreign Service retirement and disability fund .....	-17	.....	-17	-17	.....	-17	-11	.....	-11
Other Defense Civil Programs:									
Military retirement fund .....	-1,065	.....	-1,065	-1,065	.....	-1,065	-995	.....	-995
Office of Personnel Management:									
Civil service retirement and disability fund .....	-1,367	.....	-1,367	-1,367	.....	-1,367	-1,101	.....	-1,101
Social Security Administration (off-budget):									
Federal old-age and survivors insurance trust fund:									
Federal employer contributions .....	-652	.....	-652	-652	.....	-652	-571	.....	-571
Payments for military service credits .....	.....	.....	.....	.....	.....	.....	.....	.....	.....
Federal disability insurance trust fund:									
Federal employer contributions .....	-111	.....	-111	-111	.....	-111	-97	.....	-97
Payments for military service credits .....	.....	.....	.....	.....	.....	.....	.....	.....	.....
Other .....	(* *)	.....	(* *)	(* *)	.....	(* *)	-1	.....	-1
<b>Total—Employer share, employee retirement .....</b>	<b>-3,476</b>	<b>.....</b>	<b>-3,476</b>	<b>-3,476</b>	<b>.....</b>	<b>-3,476</b>	<b>-3,016</b>	<b>.....</b>	<b>-3,016</b>

**Table 5. Outlays of the U.S. Government, October 2002 and Other Periods—Continued**  
 [\$ millions]

Classification	This Month			Current Fiscal Year to Date			Prior Fiscal Year to Date		
	Gross Outlays	Applicable Receipts	Outlays	Gross Outlays	Applicable Receipts	Outlays	Gross Outlays	Applicable Receipts	Outlays
<b>Undistributed offsetting receipts:—Continued</b>									
Interest received by trust funds:									
Judicial Branch:									
Judicial survivors annuity fund .....	(* *)	.....	(* *)	(* *)	.....	(* *)	-1	.....	-1
Department of Health and Human Services:									
Federal hospital insurance trust fund .....	-5	.....	-5	-5	.....	-5	-4	.....	-4
Federal supplementary medical insurance trust fund .....	-33	.....	-33	-33	.....	-33	-29	.....	-29
Department of Labor:									
Unemployment trust fund .....	-66	.....	-66	-66	.....	-66	-39	.....	-39
Department of State:									
Foreign Service retirement and disability fund .....	(* *)	.....	(* *)	(* *)	.....	(* *)	(* *)	.....	(* *)
Department of Transportation:									
Oil spill liability trust fund .....	-1	.....	-1	-1	.....	-1	2	.....	2
Airport and airway trust fund .....	(* *)	.....	(* *)	(* *)	.....	(* *)	(* *)	.....	(* *)
Highway trust fund .....	.....	.....	.....	.....	.....	.....	.....	.....	.....
Department of Veterans Affairs:									
National service life insurance fund .....	-2	.....	-2	-2	.....	-2	-2	.....	-2
United States government life insurance fund .....	(* *)	.....	(* *)	(* *)	.....	(* *)	(* *)	.....	(* *)
Corps of Engineers .....	-1	.....	-1	-1	.....	-1	-1	.....	-1
Other Defense Civil Programs:									
Military retirement fund .....	259	.....	259	259	.....	259	-682	.....	-682
Educational benefits fund .....	1	.....	1	1	.....	1	-3	.....	-3
Armed Forces Retirement Home .....	-1	.....	-1	-1	.....	-1	(* *)	.....	(* *)
Environmental Protection Agency .....	-1	.....	-1	-1	.....	-1	-61	.....	-61
National Aeronautics and Space Administration .....	.....	.....	.....	.....	.....	.....	.....	.....	.....
Office of Personnel Management:									
Civil service retirement and disability fund .....	-405	.....	-405	-405	.....	-405	-4	.....	-4
Social Security Administration (off-budget):									
Federal old-age and survivors insurance trust fund ...	-42	.....	-42	-42	.....	-42	-42	.....	-42
Federal disability insurance trust fund .....	-7	.....	-7	-7	.....	-7	-7	.....	-7
Independent agencies:									
Railroad Retirement Board .....	250	.....	250	250	.....	250	-274	.....	-274
Other .....	-1	.....	-1	-1	.....	-1	-3	.....	-3
Other .....	-1	.....	-1	-1	.....	-1	15.6	.....	-6
Total—Interest received by trust funds .....	-55	.....	-55	-55	.....	-55	-1,156	.....	-1,156
Rents and royalties on the outer continental shelf lands .....	.....	282	-282	.....	282	-282	.....	712	-712
Sale of major assets .....	.....	.....	.....	.....	.....	.....	.....	.....	.....
Spectrum auction proceeds .....	.....	.....	.....	.....	.....	.....	.....	.....	.....
<b>Total—Undistributed offsetting receipts .....</b>	<b>-4,135</b>	<b>282</b>	<b>-4,417</b>	<b>-4,135</b>	<b>282</b>	<b>-4,417</b>	<b>-4,171</b>	<b>712</b>	<b>-4,883</b>
<b>Total outlays .....</b>	<b>195,597</b>	<b>16,670</b>	<b>178,927</b>	<b>195,597</b>	<b>16,670</b>	<b>178,927</b>	<b>183,418</b>	<b>18,599</b>	<b>164,819</b>
<b>Total on-budget .....</b>	<b>156,647</b>	<b>9,749</b>	<b>146,898</b>	<b>156,647</b>	<b>9,749</b>	<b>146,898</b>	<b>145,908</b>	<b>11,895</b>	<b>134,013</b>
<b>Total off-budget .....</b>	<b>38,949</b>	<b>6,921</b>	<b>32,028</b>	<b>38,949</b>	<b>6,921</b>	<b>32,028</b>	<b>37,510</b>	<b>6,705</b>	<b>30,806</b>
<b>Total surplus (+) or deficit .....</b>			<b>-53,992</b>			<b>-53,992</b>			<b>-7,656</b>
<b>Total on-budget .....</b>			<b>-58,456</b>			<b>-58,456</b>			<b>-12,010</b>
<b>Total off-budget .....</b>			<b>+4,464</b>			<b>+4,464</b>			<b>+4,354</b>

**MEMORANDUM**

Receipts offset against outlays [\$ millions]

	Current Fiscal Year to Date	Comparable Period Prior Fiscal Year
Proprietary receipts .....	3,474	4,600
Intrabudgetary transactions .....	48,924	29,584
Governmental receipts .....	276	235
<b>Total receipts offset against outlays .....</b>	<b>52,674</b>	<b>34,419</b>

<sup>1</sup>Receipts have been increased and outlays correspondingly increased in September 2002 by \$4 million to reflect additional reporting by the General Services Administration.

<sup>2</sup>Receipts have been increased and outlays correspondingly increased in September 2002 by \$9 million to reflect additional reporting by the Department of Agriculture.

<sup>3</sup>Outlays have been decreased in September 2002 by \$2 million to reflect additional reporting by the Department of Commerce.

<sup>4</sup>Outlays have been decreased in September 2002 by \$751 million to reflect additional reporting by the Department of Education.

<sup>5</sup>Additional reporting by the Social Security Administration (SSA) decreased outlays for Health and Human Services and increased outlays for SSA in September 2002.

<sup>6</sup>Outlays have been decreased in September 2002 by \$9 million to reflect additional reporting by the Department of Housing and Urban Development.

<sup>7</sup>Outlays have been increased in September 2002 by \$14 million to reflect additional reporting by the Department of Labor.

<sup>8</sup>Outlays have been decreased in September 2002 by \$71 million to reflect additional reporting by the Department of State.

<sup>9</sup>Outlays have been increased in September 2002 by \$104 million to reflect additional reporting by the Department of Transportation.

<sup>10</sup>Receipts have been decreased by \$4 million and outlays decreased by \$67 million in September 2002 to reflect additional reporting by the Department of the Treasury.

<sup>11</sup>Outlays for the Environmental Protection Agency and the Federal Emergency Management Agency (FEMA) have been increased by \$11 and \$1 million, respectively; and outlays for the Department of Treasury have been decreased by \$12 million in September 2002 to reflect additional reporting by FEMA.

<sup>12</sup>Outlays for the International Assistance Program have been decreased by \$75 million and \$1 million to reflect additional reporting by the Department of Defense and the Overseas Private Investment Corporation, respectively.

<sup>13</sup>Includes FICA and SECA tax credits, non-contributory military service credits, special benefits for the aged, and credit for the unnegotiated OASI benefit checks.

<sup>14</sup>The Postal Service accounting year is comprised of thirteen 28-day periods. To conform with the MTS calendar-month reporting basis used by all other Federal agencies, the MTS reflects USPS results through October 4<sup>th</sup> and estimates for \$2,046 million through October 31<sup>st</sup>.

<sup>15</sup>Outlays have been decreased in September 2002 by \$1 million to reflect additional reporting by the Department of Interior.

... No Transactions.

(\* \*) Less than \$500,000.

Note: Details may not add to totals due to rounding.

**Table 6. Means of Financing the Deficit or Disposition of Surplus by the U.S. Government, October 2002 and Other Periods**

[\$ millions]

Assets and Liabilities Directly Related to Budget Off-budget Activity	Net Transactions (-) denotes net reduction of either liability or asset accounts			Account Balances Current Fiscal Year		
	This Month	Fiscal Year to Date		Beginning of		Close of This month
		This Year	Prior Year	This Year	This Month	
<b>Liability accounts:</b>						
Borrowing from the public:						
Treasury securities, issued under general Financing authorities:						
Debt held by the public .....	33,343	33,343	-6,271	3,553,180	3,553,180	3,586,524
Intragovernmental holdings .....	20,949	20,949	14,791	2,675,056	2,675,056	2,696,004
Total Treasury securities outstanding .....	54,292	54,292	8,520	6,228,236	6,228,236	6,282,528
Plus premium on Treasury securities .....	413	413	192	<sup>1</sup> 3,525	3,525	3,938
Less discount on Treasury securities .....	-637	-637	-3,154	<sup>2</sup> 60,803	60,803	60,166
Total Treasury securities net of Premium and discount .....	55,342	55,342	11,866	6,170,959	6,170,959	6,226,300
Agency securities, issued under special financing Authorities (see Schedule B. for other Agency Borrowing, see Schedule C) .....	-445	-445	-236	27,170	27,170	26,725
Total federal securities .....	54,897	54,897	11,631	6,198,129	6,198,129	6,253,026
Deduct:						
Federal securities held as investments Of government accounts (see Schedule D) .....	20,890	20,890	14,821	<sup>3</sup> 2,675,648	2,675,648	2,696,538
Less discount on federal securities held as Investments of government accounts .....	-621	-621	-505	<sup>4</sup> 17,673	17,673	17,053
Net federal securities held as investments Of government accounts .....	21,511	21,511	15,326	2,657,974	2,657,974	2,679,486
Total borrowing from the public .....	33,385	33,385	-3,695	3,540,155	3,540,155	3,573,540
Accrued interest payable to the public .....	6,925	6,925	3,255	32,869	32,869	39,794
Allocations of special drawing rights .....	-13	-13	-54	6,481	6,481	6,467
Deposit funds .....	-806	-806	1,440	<sup>5</sup> 7,186	7,186	6,380
Miscellaneous liability accounts (includes checks outstanding etc.) .....	-5,201	-5,201	-7,575	<sup>6</sup> 8,098	8,098	2,897
<b>Total liability accounts .....</b>	<b>34,290</b>	<b>34,290</b>	<b>-6,628</b>	<b>3,594,788</b>	<b>3,594,788</b>	<b>3,629,078</b>
<b>Asset accounts (deduct)</b>						
Cash and monetary assets:						
U.S. Treasury operating cash: <sup>7</sup>						
Federal Reserve account .....	-2,001	-2,001	-4,684	7,879	7,879	5,878
Tax and loan note accounts .....	-15,171	-15,171	-11,928	53,007	53,007	37,836
Balance .....	-17,172	-17,172	-16,612	60,886	60,886	43,714
Special drawing rights:						
Total holdings .....	-24	-24	-93	11,710	11,710	11,686
SDR certificates issued to Federal Reserve Banks .....	.....	.....	.....	-2,200	-2,200	-2,200
Balance .....	-24	-24	-93	9,510	9,510	9,486
Reserve position on the U.S. quota in the IMF:						
U.S. subscription to International Monetary Fund:						
Direct quota payments .....	.....	.....	.....	46,525	46,525	46,525
Maintenance of value adjustments .....	-39	-39	-406	2,612	2,612	2,573
Letter of credit issued to IMF .....	-249	-249	-464	-26,876	-26,876	-27,125
Dollar deposits with the IMF .....	-7	-7	5	-113	-113	-119
Receivable/Payable (-) for interim maintenance Of value adjustments .....	21	21	249	-1,284	-1,284	-1,263
Balance .....	-273	-273	-616	20,864	20,864	20,591
Loans to International Monetary Fund .....	.....	.....	.....	.....	.....	.....
Other cash and monetary assets .....	-636	-636	5,448	<sup>8</sup> 49,834	49,834	49,198
Total cash and monetary assets .....	-18,105	-18,105	-11,873	141,093	141,093	122,988
Non-federal securities and other cash of the National railroad retirement investment trust .....	3,000	3,000	.....	1,500	1,500	4,500
Net Activity, Guaranteed Loan Financing .....	-459	-459	-43	<sup>9</sup> -16,293	-16,293	-16,752
Net Activity, Direct Loan Financing .....	101	101	709	<sup>10</sup> 139,306	139,306	139,407
Miscellaneous asset accounts .....	-4,239	-4,239	-3,871	376	376	-3,862
<b>Total asset accounts .....</b>	<b>-19,702</b>	<b>-19,702</b>	<b>-15,078</b>	<b>265,983</b>	<b>265,983</b>	<b>246,281</b>
<b>Excess of liabilities (+) or assets (-) .....</b>	<b>+53,992</b>	<b>+53,992</b>	<b>+8,450</b>	<b>+3,328,804</b>	<b>+3,328,804</b>	<b>+3,382,797</b>
Transactions not applied to current year's surplus Or deficit (see Schedule A for Details) .....	.....	.....	-794	.....	.....	.....
<b>Total budget and off-budget federal entities (financing of deficit (+) or disposition of surplus (-)) .....</b>	<b>+53,992</b>	<b>+53,992</b>	<b>+7,656</b>	<b>+3,328,804</b>	<b>+3,328,804</b>	<b>+3,382,797</b>

<sup>1</sup>Includes an adjustment to \$457 million in October 1998 by the Department of the Treasury.

<sup>2</sup>Includes an adjustment of \$1,127 million in October 1998 by the Department of the Treasury.

<sup>3</sup>Includes an adjustment of \$1 million by the Department of Interior in September 2002.

<sup>4</sup>Includes an adjustment of \$14 million in September 2002 by the Department of Labor.

<sup>5</sup>Includes adjustments of -\$2 million and -\$35 million in September 2002 by the Department of Transportation and the Federal Communications Commission, respectively.

<sup>6</sup>Major sources of information used to determine Treasury's operating cash balance include Federal Reserve Banks, the Treasury Regional Finance Centers, the Internal Revenue Service Centers, the Bureau of the Public Debt and various electronic systems. Deposits are reflected as received and withdrawals are reflected as processed.

<sup>7</sup>September 2000 was adjusted by -\$1 million by the Department of the Treasury.

<sup>8</sup>Includes an adjustment of \$35 million in September 2002 by the Federal Communications Commission.

<sup>9</sup>Includes adjustments of \$847 million, \$23 million, \$9 million and \$2 million in September 2002 by the Department of Education, the Department of Health and Human Services, the Department of Housing and Urban Development, and the Overseas Private Investment Corporation, respectively.

<sup>10</sup>Includes adjustments of -\$96 million, -\$5 million and \$75 million in September 2002 by the Department of Education, the Department of Transportation and Department of Defense, respectively.

... No Transactions.

(\*) Less than \$500,000.

**Table 6. Schedule A—Analysis of Change in Excess of Liabilities of the U.S. Government, October 2002 and Other Periods**

Classification	[\$ millions]		
	This Month	Fiscal Year to Date	
		This Year	Prior Year
<b>Excess of liabilities beginning of period:</b>			
Based on composition of unified budget in preceding period .....	3,330,364	3,330,364	3,167,986
Adjustments during current fiscal year for changes in composition of unified budget:			
Revisions by federal agencies to the prior budget results .....	-1,560	-1,560	351
<b>Excess of liabilities beginning of period (current basis) .....</b>	<b>3,328,804</b>	<b>3,328,804</b>	<b>3,168,337</b>
<b>Budget surplus (-) or deficit:</b>			
Based on composition of unified budget in prior fiscal year .....	53,992	53,992	7,656
Changes in composition of unified budget .....	.....	.....	.....
<b>Total surplus (-) or deficit (Table 2) .....</b>	<b>53,992</b>	<b>53,992</b>	<b>7,656</b>
Total-on-budget (Table 2) .....	58,456	58,456	12,010
Total-off-budget (Table 2) .....	-4,464	-4,464	-4,354
<b>Transactions not applied to current year's surplus or deficit:</b>			
Premium/Discount on buyback of U.S. Treasury securities .....	.....	.....	794
Total-transactions not applied to current year's surplus or deficit .....	.....	.....	794
<b>Excess of liabilities close of period .....</b>	<b>3,382,797</b>	<b>3,382,797</b>	<b>3,177,457</b>

**Table 6. Schedule B—Securities Issued by Federal Agencies Under Special Financing Authorities, October 2002 and Other Periods**

Classification	[\$ millions]					
	This Month	Net Transactions (-) denotes net reduction of liability accounts		Account Balances Current Fiscal Year		
		Fiscal Year to Date		Beginning of		Close of This month
This Year	Prior Year	This Year	This Month			
<b>Agency securities, issued under special financing authorities:</b>						
Obligations guaranteed by the United States, issued by:						
Department of Housing and Urban Development:						
Federal Housing Administration .....	15	15	21	298	298	312
Obligations not guaranteed by the United States, issued by:						
Legislative Branch:						
Architect of the Capitol .....	1	1	1	168	168	170
Independent agencies:						
Farm Credit System Financial Assistance Corporation .....	.....	.....	.....	775	775	775
Federal Communications Commission .....	.....	.....	.....	114	114	114
National Archives and Records Administration .....	.....	.....	.....	258	258	258
Tennessee Valley Authority .....	-461	-461	-258	25,557	25,557	25,096
<b>Total agency securities .....</b>	<b>-445</b>	<b>-445</b>	<b>-236</b>	<b>27,170</b>	<b>27,170</b>	<b>26,725</b>

... No Transactions.

Note: Details may not add to totals due to rounding.

**Table 6. Schedule C (Memorandum)—Federal Agency Borrowing Financed Through the Issue of Treasury Securities, October 2002 and Other Periods**

[\$ millions]

Classification	Transactions			Account Balances Current Fiscal Year		
	This Month	Fiscal Year to Date		Beginning of		Close of This month
		This Year	Prior Year	This Year	This Month	
<b>Borrowing from the Treasury:</b>						
Department of Agriculture:						
Farm Service Agency:						
Commodity Credit Corporation .....	3,492	3,492	4,757	19,234	19,234	22,726
Agricultural credit insurance fund .....			-133	5,550	5,550	5,550
Farm storage facility loans .....	8	8	8	261	261	269
Apple loans fund .....				20	20	20
Emergency boll weevil loan fund .....				4	4	4
Natural Resources Conservation Service .....				5	5	5
Rural Housing Service:						
Rural housing insurance .....				9,708	9,708	9,708
Rural community facility loans fund .....				1,072	1,072	1,072
Rural Business – Cooperative Service:						
Rural business and industry loans .....				140	140	140
Rural development loan fund .....				201	201	201
Rural economic development loan fund .....				76	76	76
Rural Utilities Service:						
Rural water and waste disposal fund .....				4,374	4,374	4,374
Rural communication development fund .....				25	25	25
Rural electrification and telecommunications fund .....				11,070	11,070	11,070
Rural telephone bank .....				323	323	323
Distance learning and telemedicine program .....				49	49	49
Rural development insurance fund .....	-230	-230	-160	471	471	241
Foreign Agricultural Service .....			-81	906	906	906
Department of Commerce:						
Departmental Management:						
Emergency steel guaranteed loan fund .....				79	79	79
National Oceanic and Atmospheric Administration:						
Fisheries finance .....	14	14	6	170	170	184
Fishing vessel obligations .....				13	13	13
Department of Defense – Military:						
Family Housing improvement loans .....	2	2	16	44	44	46
Department of Education:						
College housing and academic facilities loans .....				215	215	215
Federal direct student loans .....	4,358	4,358	6,641	89,498	89,498	93,855
Department of Energy:						
Bonneville Power Administration fund .....	50	50		2,770	2,770	2,820
Department of Housing and Urban Development:						
Public and Indian Housing Programs:						
Low-rent public housing – loans and other expenses .....	25	25	25			25
Housing Programs:						
Federal Housing Administration .....				7,553	7,553	7,553
Housing for the elderly and handicapped .....				2,640	2,640	2,640
Department of the Interior:						
Helium fund .....				252	252	252
Bureau of Reclamation loan fund .....				97	97	97
Bureau of Indian Affairs .....				25	25	25
Assistance to American Samoa loan fund .....	3	3		12	12	15
Department of Justice:						
Federal Prison Industries, Incorporated .....				20	20	20
Department of State:						
Repatriation loans .....				(*)	(*)	(*)
Department of Transportation:						
Federal Aviation Administration:						
Aircraft purchase loan guarantee program .....				(*)	(*)	(*)
Federal Highway Administration:						
Transportation infrastructure finance and innovation fund .....				354	354	354
Federal Railroad Administration:						
Alameda corridor project .....				513	513	513
Railroad rehabilitation and improvement loan fund .....				104	104	104
Other .....				(*)	(*)	(*)
Maritime Administration .....				29	29	29
Department of Treasury:						
Departmental Offices:						
Community development financial institutions fund .....	(*)	(*)	1	25	25	25
Federal Financing Bank revolving fund .....	12,546	12,546	-2,250	24,693	24,693	37,238
Department of Veterans Affairs:						
Veterans housing benefit program fund .....				3,003	3,003	3,003
Native American veteran housing fund .....				21	21	21
Vocational rehabilitation loan fund .....	(*)	(*)	(*)	1	1	2
Corps of Engineers:						
Washington aqueduct .....	(*)	(*)	1	24	24	24

**Table 6. Schedule C (Memorandum)—Federal Agency Borrowing Financed Through the Issue of Treasury Securities, October 2002 and Other Periods—Continued**

[\$ millions]

Classification	Transactions			Account Balances Current Fiscal Year		
	This Month	Fiscal Year to Date		Beginning of		Close of This month
		This Year	Prior Year	This Year	This Month	
<b>Borrowing from the Treasury:—Continued</b>						
Environmental Protection Agency:						
Abatement, control, and compliance loan program .....	.....	.....	.....	24	24	24
Federal Emergency Management Agency:						
National flood insurance fund .....	-10	-10	.....	10	10	.....
Disaster assistance loan fund .....	.....	.....	.....	4	4	4
General Services Administration:						
Land acquisition and development fund .....	.....	.....	.....	(* *)	(* *)	(* *)
International Assistance Program:						
International Security Assistance:						
Foreign military loan program .....	40	40	226	1,317	1,317	1,357
Military debt reduction .....	.....	.....	.....	2	2	2
Agency for International Development:						
International debt reduction .....	.....	.....	.....	16	16	16
Microenterprise and small enterprise development .....	.....	.....	.....	1	1	1
Overseas Private Investment Corporation .....	(* *)	(* *)	(* *)	132	132	132
Small Business Administration:						
Business loan fund .....	.....	.....	.....	1,294	1,294	1,294
Disaster loan fund .....	.....	.....	284	9,742	9,742	9,742
Independent agencies:						
Export-Import Bank of the United States .....	.....	.....	.....	6,657	6,657	6,657
Federal Communications Commission:						
Spectrum auction loan fund .....	.....	.....	.....	5,771	5,771	5,771
Presidio trust fund .....	.....	.....	.....	50	50	50
Railroad Retirement Board:						
Social Security equivalent benefit account .....	279	279	279	2,870	2,870	3,149
Smithsonian Institution:						
John F. Kennedy Center parking facilities .....	.....	.....	.....	20	20	20
Tennessee Valley Authority .....	150	150	.....	.....	.....	150
<b>Total agency borrowing from the Treasury financed through Treasury securities issued .....</b>	<b>20,727</b>	<b>20,727</b>	<b>9,618</b>	<b>213,555</b>	<b>213,555</b>	<b>234,282</b>
<b>Borrowing from the Federal Financing Bank:</b>						
Department of Agriculture:						
Rural Housing Service:						
Rural housing insurance fund .....	.....	.....	.....	2,905	2,905	2,905
Rural Utilities Service:						
Rural electrification and telecommunications fund .....	151	151	99	18,329	18,329	18,480
Rural development insurance fund .....	.....	.....	-50	950	950	950
Department of Defense – Military:						
Department of the Navy .....	.....	.....	.....	1,624	1,624	1,624
Defense agencies .....	.....	.....	.....	-844	-844	-844
Department of Education:						
Historically Black college and university capital financing fund .....	1	1	1	69	69	70
Department of Health and Human Services:						
Health maintenance organization loan and loan guarantee fund .....	.....	.....	.....	(* *)	(* *)	(* *)
Department of Housing and Urban Development:						
Low-rent housing – loans and other expenses .....	.....	.....	.....	1,207	1,207	1,207
Community development grants .....	-1	-1	-1	5	5	4
Department of the Interior:						
Assistance to territories .....	.....	.....	.....	11	11	11
Department of Transportation:						
Railroad rehabilitation and improvement loan fund .....	.....	.....	.....	3	3	3
General Services Administration:						
Federal buildings fund .....	-2	-2	-2	2,206	2,206	2,203
International Assistance Program:						
Foreign military financing program .....	-3	-3	-3	1,923	1,923	1,920
Small Business Administration:						
Business loan fund .....	-3	-3	-3	102	102	100
Independent agencies:						
Postal Service .....	-2,664	-2,664	-2,292	11,114	11,114	8,450
<b>Total borrowing from the Federal Financing Bank .....</b>	<b>-2,520</b>	<b>-2,520</b>	<b>-2,250</b>	<b>39,605</b>	<b>39,605</b>	<b>37,084</b>

Note: This table includes lending by the Federal Financing Bank accomplished by the purchase of agency financial assets, by the acquisition of agency debt securities, and by direct loans on behalf of an agency. The Federal Financing Bank borrows from Treasury and issues its own securities and in turn may loan these funds to agencies in lieu of agencies borrowing directly through Treasury or issuing their own securities.

... No Transactions.

(\* \*) Less than \$500,000.

Note: Details may not add to totals due to rounding.

**Table 6. Schedule D—Investments of Federal Government Accounts in Federal Securities, October 2002 and Other Periods**

[\$ millions]

Classification	Net Purchases or Sales (-)			Securities Held as Investments Current Fiscal Year		
	This Month	Fiscal Year to Date		Beginning of		Close of This month
		This Year	Prior Year	This Year	This Month	
<b>Federal funds:</b>						
Department of Agriculture .....	4	4	13	55	55	59
Department of Commerce .....	3	3	2	.....	.....	3
Department of Defense-Military:						
Defense cooperation account .....	(* *)	(* *)	(* *)	13	13	13
Department of Energy .....	216	216	153	26,408	26,408	26,624
Department of Housing and Urban Development:						
Housing Programs:						
Federal Housing Administration fund .....	973	973	186	21,251	21,251	22,224
Government National Mortgage Association:						
Guarantees of mortgage-backed securities .....	-2	-2	29	6,958	6,958	6,956
Other .....	.....	.....	241	.....	.....	.....
Department of the Interior .....	-37	-37	48	3,990	3,990	3,953
Department of Labor .....	87	87	146	12,911	12,911	12,999
Department of Transportation .....	.....	.....	.....	123	123	123
Department of the Treasury .....	-62	-62	-71	10,007	10,007	9,945
Department of Veterans Affairs:						
Canteen service revolving fund .....	-2	-2	2	29	29	27
Veterans reopened insurance fund .....	-3	-3	-4	475	475	472
Servicemen's group life insurance fund .....	.....	.....	.....	6	6	6
Independent agencies:						
Federal Deposit Insurance Corporation:						
Bank insurance fund .....	-21	-21	12	30,542	30,542	30,521
Savings association insurance fund .....	-1	-1	10	11,153	11,153	11,152
FSLIC resolution fund .....	57	57	-15	2,800	2,800	2,857
National Credit Union Administration .....	226	226	201	5,185	5,185	5,410
Postal Service .....	-1,034	-1,034	-1,258	1,430	1,430	396
Other .....	6	6	20	5,172	5,172	5,178
Other .....	14,002	14,002	-69	4,882	4,882	18,884
Total Treasury securities .....	14,412	14,412	-355	143,390	143,390	157,802
<b>Total Federal funds .....</b>	<b>14,412</b>	<b>14,412</b>	<b>-355</b>	<b>143,390</b>	<b>143,390</b>	<b>157,802</b>
<b>Trust funds:</b>						
Legislative Branch:						
Library of Congress .....	-1	-1	9	58	58	57
United States Tax Court .....	.....	.....	.....	7	7	7
Other .....	(* *)	(* *)	7	71	71	72
Judicial Branch:						
Judicial retirement funds .....	-6	-6	-1	582	582	576
Department of Agriculture .....	12	12	26	39	39	52
Department of Defense-Military:						
Voluntary separation incentive fund .....	(* *)	(* *)	6	782	782	783
Other .....	-5	-5	-4	53	53	48



**Table 6. Schedule D—Investments of Federal Government Accounts in Federal Securities, October 2002 and Other Periods—Continued**

Classification	[\$ millions]					
	Net Purchases or Sales (-)			Securities Held as Investments Current Fiscal Year		
	This Month	Fiscal Year to Date		Beginning of		Close of This month
This Year		Prior Year	This Year	This Month		
<b>Trust Funds—Continued</b>						
Department of Health and Human Services:						
Federal hospital insurance trust fund .....	-1,597	-1,597	1,030	228,906	228,906	227,309
Federal supplementary medical insurance trust fund .....	-1,853	-1,853	-483	38,804	38,804	36,951
Other .....	13	13	-1	1,879	1,879	1,892
Department of the Interior .....	22	22	.....	29	29	51
Department of Justice .....	61	61	-3	.....	.....	61
Department of Labor:						
Unemployment trust fund .....	-3,521	-3,521	-1,970	68,265	68,265	64,743
Other .....	-10	-10	-10	69	69	60
Department of State:						
Foreign Service retirement and disability fund .....	-11	-11	-25	11,734	11,734	11,723
Other .....	-1	-1	1	9	9	8
Department of Transportation:						
Airport and airway trust fund .....	710	710	140	10,997	10,997	11,707
Highway trust fund .....	206	206	728	18,840	18,840	19,046
Other .....	1	1	-6	2,374	2,374	2,375
Department of Treasury .....	-28	-28	-35	401	401	373
Department of Veterans Affairs:						
General post fund, national homes .....	14	14	-11	47	47	61
National service life insurance .....	-79	-79	-78	11,465	11,465	11,386
United States government life insurance fund .....	-1	-1	-1	62	62	61
Veterans special life insurance fund .....	-7	-7	-7	1,807	1,807	1,801
Corps of Engineers .....	54	54	22	2,252	2,252	2,306
Other Defense Civil Programs:						
Military retirement fund .....	16,028	16,028	15,949	162,396	162,396	178,424
Other .....	40	40	26	1,124	1,124	1,164
Environmental Protection Agency .....	-64	-64	4	5,127	5,127	5,063
Federal Emergency Management Agency .....	(* *)	(* *)	.....	2	2	2
National Aeronautics and Space Administration .....	.....	.....	.....	14	14	14
Office of Personnel Management:						
Civil service retirement and disability fund:						
Treasury securities .....	-1,966	-1,966	-2,548	573,713	573,713	571,747
Agency securities .....	.....	.....	.....	.....	.....	.....
Employees life insurance fund .....	37	37	-154	25,350	25,350	25,386
Employees and retired employees health benefits fund .....	66	66	5	7,554	7,554	7,620
Social Security Administration:						
Federal old-age and survivors insurance trust fund .....	2,620	2,620	2,347	1,173,759	1,173,759	1,176,380
Federal disability insurance trust fund .....	-99	-99	141	155,287	155,287	155,188
Independent agencies:						
Harry S. Truman Memorial Scholarship trust fund .....	.....	.....	.....	55	55	55
Japan-United States Friendship Commission .....	(* *)	(* *)	-5	40	40	40
Railroad Retirement Board:						
Treasury securities .....	-4,107	-4,107	112	25,260	25,260	21,153
Other .....	-50	-50	-36	3,043	3,043	2,993
Total Treasury securities .....	6,478	6,478	15,176	2,532,258	2,532,258	2,538,736
<b>Total trust funds .....</b>	<b>6,478</b>	<b>6,478</b>	<b>15,176</b>	<b>2,532,258</b>	<b>2,532,258</b>	<b>2,538,736</b>
<b>Grand total .....</b>	<b>20,890</b>	<b>20,890</b>	<b>14,821</b>	<b>2,675,648</b>	<b>2,675,648</b>	<b>2,696,538</b>

... No Transactions.  
 (\* \*) Less than \$500,000.

Note: Investments are in public debt securities unless otherwise noted.  
 Note: Details may not add to totals due to rounding.

**Table 6. Schedule E—NetActivity, Guaranteed and Direct Loan Financing, October 2002 and Other Periods**

[\$ millions]

Classification	Net Transactions (-) denotes net reduction of asset accounts			Account Balances Current Fiscal Year		
	This Month	Fiscal Year to Date		Beginning of		Close of This month
		This Year	Prior Year	This Year	This Month	
<b>Guaranteed Loan Financing Activity:</b>						
Department of Agriculture:						
Farm Service Agency:						
Commodity Credit Corporation export fund .....	13	13	-28	626	626	639
Agricultural credit insurance fund .....	-1	-1	(* *)	-598	-598	-599
Rural Housing Service:						
Rural community facility loans .....	(* *)	(* *)	(* *)	7	7	7
Rural housing insurance fund .....	6	6	-5	-319	-319	-313
Rural Business-Cooperative Service:						
Rural business and industry loans .....	18	18	9	-31	-31	-13
Rural Utilities Service:						
Rural water and waste disposal fund .....	.....	.....	(* *)	-24	-24	-24
Department of Commerce:						
General Administration:						
Emergency oil, gas, and steel account .....	(* *)	(* *)	.....	72	72	71
National Oceanic and Atmospheric Administration:						
Fishing vessel obligations .....	(* *)	(* *)	(* *)	12	12	12
Department of Defense-Military .....	(* *)	(* *)	-2	-19	-19	-19
Department of Education:						
Office of Student Financial Assistance:						
Federal family education loans .....	-26	-26	335	<sup>1</sup> -8,687	-8,687	-8,713
Department of Health and Human Services:						
Health Resources and Services Administration:						
Health center loans .....	.....	.....	.....	-1	-1	-1
Health education assistance loans .....	2	2	1	<sup>2</sup> -349	-349	-347
Department of Housing and Urban Development:						
Public and Indian Housing Programs:						
Indian housing loans .....	(* *)	(* *)	(* *)	-12	-12	-12
Community Planning and Development:						
Community development loans .....	(* *)	(* *)	.....	-38	-38	-38
Housing Programs:						
FHA-Mutual mortgage insurance loans .....	-32	-32	-129	4,633	4,633	4,601
FHA-General and special risk fund .....	-194	-194	-11	<sup>3</sup> -119	-119	-313
Government National Mortgage Association:						
Guarantees of mortgaged-backed securities .....	-38	-38	-70	-807	-807	-846
Department of the Interior:						
Bureau of Indian Affairs .....						
Bureau of Indian Affairs .....	(* *)	(* *)	(* *)	-47	-47	-46
Department of Transportation:						
Office of the Secretary:						
Minority business resource center fund .....	.....	.....	.....	(* *)	(* *)	(* *)
Federal Highway Administration:						
Transportation infrastructure finance and innovation fund .....	.....	.....	.....	(* *)	(* *)	(* *)
Maritime Administration .....	-3	-3	(* *)	-196	-196	-199
Department of the Treasury:						
Departmental Offices:						
Air transportation stabilization fund .....	.....	.....	.....	-197	-197	-197
Department of Veterans Affairs:						
Veterans Benefits Administration:						
Veterans housing benefit program fund .....	-37	-37	-40	-5,094	-5,094	-5,131
International Assistance Program:						
Agency for International Development:						
Loan guarantees to Israel .....	.....	.....	.....	-665	-665	-665
Urban and environmental credit guaranteed loans .....	.....	.....	-2	-74	-74	-74
Microenterprise and small enterprise development .....	(* *)	(* *)	(* *)	-1	-1	-1
Development credit authority loan fund .....	.....	.....	(* *)	-1	-1	-1
Overseas Private Investment Corporation .....	-6	-6	-6	<sup>4</sup> -465	-465	-471
Small Business Administration:						
Business loan fund .....	-43	-43	5	597	597	554
Independent agencies:						
Export-Import Bank of the United States .....	-118	-118	-100	-4,496	-4,496	-4,615
<b>Net Activity, Guaranteed Loan Financing .....</b>	<b>-459</b>	<b>-459</b>	<b>-43</b>	<b>-16,293</b>	<b>-16,293</b>	<b>-16,752</b>
<b>Direct Loan Financing Activity:</b>						
Department of Agriculture:						
Farm Service Agency:						
Agricultural credit insurance fund .....	-57	-57	-61	2,943	2,943	2,886
Farm storage facility loans .....	4	4	12	143	143	147
Apple loans fund .....	(* *)	(* *)	(* *)	10	10	10
Emergency boll weevil loan fund .....	.....	.....	.....	4	4	4
Natural Resources Conservation Service:						
Agricultural resource conservation demonstration program .....	.....	.....	-3	-1	-1	-1
Rural Housing Service:						
Rural community facility loans fund .....	11	11	4	823	823	834
Rural housing insurance fund .....	-15	-15	9	9,414	9,414	9,399
Rural Business-Cooperative Service:						
Rural business and industry loan fund .....	-1	-1	4	84	84	83
Rural development loan fund .....	-1	-1	1	187	187	186

**Table 6. Schedule E—Net Activity, Guaranteed and Direct Loan Financing, October 2002 and Other Periods—Continued**

[\$ millions]

Classification	Net Transactions (-) denotes net reduction of asset accounts			Account Balances Current Fiscal Year		
	This Month	Fiscal Year to Date		Beginning of		Close of This month
		This Year	Prior Year	This Year	This Month	
<b>Direct Loan Financing Activity:—Continued</b>						
Department of Agriculture:—Continued						
Rural economic development loan fund .....	-1	-1	(*)	64	64	64
Rural Utilities Service:						
Rural water and waste disposal loans .....	-14	-14	34	3,483	3,483	3,469
Rural electrification and telecommunications fund .....	209	209	312	10,785	10,785	10,994
Rural telephone bank .....	4	4	2	300	300	304
Distance learning and telemedicine program .....	4	4	3	42	42	47
Rural development insurance fund .....	.....	.....	.....	1,065	1,065	1,065
Foreign Agricultural Service:						
P.L. 480 direct loan fund .....	-18	-18	-75	454	454	437
International debt reduction .....	.....	.....	2	15	15	15
P.L. 480, title 1, Food for progress credits .....	.....	.....	.....	60	60	60
Department of Commerce:						
National Oceanic and Atmospheric Administration:						
Fisheries finance .....	5	5	-1	156	156	161
Department of Defense-Military .....	(*)	(*)	.....	42	42	42
Department of Education:						
Office of Postsecondary Education:						
College housing and academic facilities loans .....	(*)	(*)	(*)	23	23	22
Historically Black college and university capital financing fund .....	1	1	1	69	69	70
Office of Student Financial Assistance:						
Federal direct student loans .....	-20	-20	614	588,528	88,528	88,508
Department of Housing and Urban Development:						
Housing Programs:						
FHA-Mutual mortgage insurance loans .....	(*)	(*)	(*)	-3	-3	-3
FHA-General and special risk fund .....	.....	.....	.....	(*)	(*)	(*)
Department of the Interior:						
Bureau of Reclamation .....	(*)	(*)	.....	88	88	88
Bureau of Indian Affairs .....	(*)	(*)	(*)	17	17	17
Assistance to American Samoa loan fund .....	.....	.....	.....	12	12	12
Department of State:						
Administration of Foreign Affairs:						
Repatriation loans .....	(*)	(*)	(*)	-3	-3	-3
Department of Transportation:						
Federal Highway Administration:						
Transportation infrastructure finance and innovation fund .....	(*)	(*)	19	6350	350	350
Federal Railroad Administration:						
Alameda corridor project .....	.....	.....	.....	513	513	513
Railroad rehabilitation and improvement loan fund .....	(*)	(*)	.....	104	104	104
Amtrak corridor improvement loans .....	.....	.....	.....	-1	-1	-1
Department of the Treasury:						
Departmental Offices:						
Community development financial institutions fund .....	(*)	(*)	1	24	24	25
Financial Management Service .....	.....	.....	.....	(*)	(*)	(*)
Department of Veterans Affairs:						
Veterans Benefits Administration:						
Veterans housing benefit program fund .....	46	46	-161	2,679	2,679	2,725
Native American veteran housing fund .....	(*)	(*)	(*)	20	20	20
Vocational rehabilitation loan fund .....	(*)	(*)	(*)	1	1	1
Environmental Protection Agency:						
Abatement, control, and compliance loan program .....	(*)	(*)	(*)	24	24	24
Federal Emergency Management Agency:						
Disaster assistance loan fund .....	.....	.....	(*)	1	1	1
International Assistance Program:						
International Security Assistance:						
Foreign military loan program .....	.....	.....	-25	1,275	1,275	1,275
Military debt reduction .....	.....	.....	.....	1	1	1
Agency for International Development:						
International debt reduction .....	.....	.....	.....	-68	-68	-68
Microenterprise and small enterprise development .....	.....	.....	.....	(*)	(*)	(*)
Overseas Private Investment Corporation .....	(*)	(*)	-1	93	93	93
Small Business Administration:						
Business loan fund .....	(*)	(*)	-1	111	111	111
Disaster loan fund .....	35	35	39	4,071	4,071	4,106
Independent agencies:						
Export-Import Bank of the United States .....	-79	-79	(*)	5,555	5,555	5,476
Federal Communications Commission:						
Spectrum auction loan fund .....	-13	-13	-21	5,749	5,749	5,736
<b>Net Activity, Direct Loan Financing .....</b>	<b>101</b>	<b>101</b>	<b>709</b>	<b>139,306</b>	<b>139,306</b>	<b>139,407</b>

<sup>1</sup>Includes an adjustment of \$847 million in September 2002 by the Department of Education.

<sup>2</sup>Includes an adjustment of \$23 million in September 2002 by the Department of Health and Human Services.

<sup>3</sup>Includes an adjustment of \$9 million in September 2002 by the Department of Housing and Urban Development.

<sup>4</sup>Includes an adjustment of \$2 million in September 2002 by the Overseas Private Investment Corporation.

<sup>5</sup>Includes an adjustment of -\$96 million in September 2002 by the Department of Education.

<sup>6</sup>Includes an adjustment of -\$5 million in September 2002 by the Department of Transportation.

<sup>7</sup>Includes an adjustment of \$75 million in September 2002 by the Department of Defense.

Note: Federal credit programs provide benefits to the public in the form of direct loans and loan guarantees. This table reflects cash transactions and balances of the nonbudgetary financing fund accounts that result from the disbursement of loans, collection of fees, repayment of principle, sale of collateral, interest, and subsidy received from the credit program accounts at net present value in accordance with the *Credit Reform Act of 1990*. Unreimbursed costs such as administrative expenses and subsidy payments are reported on a cash basis and included within each program's budgetary totals in Table 5.

... No Transactions.

(\*) Less than \$500,000.

Note: Details may not add to totals due to rounding.

**Table 7. Receipts and Outlays of the U.S. Government by Month, Fiscal Year 2003**  
 [\$ millions]

Classification	Oct.	Nov.	Dec.	Jan.	Feb.	March	April	May	June	July	Aug.	Sept.	Fiscal Year To Date	Comparable Period Prior F.Y.
<b>Receipts:</b>														
Individual income taxes .....	67,686												67,686	77,772
Corporation income taxes .....	-4,112												-4,112	19,745
Social insurance and retirement receipts:														
Employment and general retirement .....	48,358												48,358	46,887
Unemployment insurance .....	1,537												1,537	1,529
Other retirement .....	438												438	378
Excise taxes .....	4,612												4,612	3,657
Estate and gift taxes .....	2,017												2,017	2,488
Customs duties .....	1,563												1,563	1,920
Miscellaneous receipts .....	2,835												2,835	2,786
<b>Total—Receipts this year .....</b>	<b>124,934</b>												<b>124,934</b>	<b>.....</b>
<b>(On-budget) .....</b>	<b>88,442</b>												<b>88,442</b>	<b>.....</b>
<b>(Off-budget) .....</b>	<b>36,492</b>												<b>36,492</b>	<b>.....</b>
<i>Total—Receipts prior year .....</i>	<i>157,163</i>												<i>.....</i>	<i>157,163</i>
<i>(On budget) .....</i>	<i>122,003</i>												<i>.....</i>	<i>122,003</i>
<i>(Off budget) .....</i>	<i>35,159</i>												<i>.....</i>	<i>35,159</i>
<b>Outlays</b>														
Legislative Branch .....	335												335	370
Judicial Branch .....	412												412	397
Department of Agriculture:														
Commodity Credit Corporation and Foreign Agricultural Service .....	3,779												3,779	4,780
Other .....	5,557												5,557	3,952
Department of Commerce .....	427												427	466
Department of Defense:														
Military:														
Military Personnel .....	8,074												8,074	7,141
Operation and Maintenance .....	9,568												9,568	6,912
Procurement .....	4,475												4,475	5,069
Research, Development, Test, and Evaluation .....	3,808												3,808	3,210
Military Construction .....	490												490	471
Family Housing .....	276												276	293
Revolving and Management funds .....	542												542	393
Other .....	1,511												1,511	1,513
<b>Total Military .....</b>	<b>28,745</b>												<b>28,745</b>	<b>25,004</b>
Department of Education .....	4,237												4,237	3,445
Department of Energy .....	2,255												2,255	1,427
Department of Health and Human Services:														
Public Health Service .....	3,458												3,458	3,151
Centers for Medicare and Medicaid Services:														
Grants to States for Medicaid .....	14,365												14,365	13,446
Federal hospital ins. trust fund .....	13,336												13,336	10,868
Federal supp. med. ins. trust fund .....	10,515												10,515	8,235
Other .....	6,705												6,705	6,130
Administration for Children and Families .....	3,800												3,800	3,312
Other .....	-8,310												-8,310	-7,738
Department of Housing and Urban Development .....	3,654												3,654	3,259
Department of the Interior .....	1,017												1,017	819
Department of Justice .....	2,324												2,324	2,316
Department of Labor:														
Unemployment trust fund .....	4,779												4,779	3,256
Other .....	1,099												1,099	800
Department of State .....	1,283												1,283	1,572
Department of Transportation:														
Highway trust fund .....	2,917												2,917	2,770
Other .....	2,920												2,920	2,663
Department of the Treasury:														
Interest on Treasury debt securities (gross) .....	13,677												13,677	17,621
Other .....	2,517												2,517	1,625
Department of Veterans Affairs:														
Compensation and pensions .....	2,248												2,248	2,112
National service life .....	80												80	71

**Table 7. Receipts and Outlays of the U.S. Government by Month, Fiscal Year 2003—Continued**  
 [\$ millions]

Classification	Oct.	Nov.	Dec.	Jan.	Feb.	March	April	May	June	July	Aug.	Sept.	Fiscal Year To Date	Comparable Period Prior F.Y.
<b>Outlays—Continued</b>														
United States Government Life .....	1												1	1
Other .....	2,117												2,117	2,140
Corps of Engineers .....	580												580	449
Other Defense Civil Programs .....	3,461												3,461	2,846
Environmental protection .....	643												643	629
Executive Office of the President .....	26												26	74
Federal Emergency Management Agency .....	366												366	516
General Services Administration .....	45												45	-73
International Assistance Program:														
International Security Assistance .....	308												308	134
Multilateral Assistance .....	310												310	311
International Development Assistance .....	283												283	330
Other .....	-4												-4	212
National Aeronautics and Space Administration .....	1,130												1,130	1,376
National Science Foundation .....	387												387	335
Office of Personnel Management .....	4,721												4,721	4,763
Small Business Administration .....	91												91	70
Social Security Administration:														
Federal old-age and survivors ins. trust fund (off-budget) .....	32,667												32,667	31,059
Federal disability ins. trust fund (off-budget) .....	5,569												5,569	5,221
Other .....	2,665												2,665	2,734
Independent agencies:														
Fed. Deposit Ins. Corp:														
Bank insurance fund .....	20												20	-12
Savings association insurance fund .....	1												1	-10
FSLIC resolution fund:														
RTC closeout .....	-7												-7	90
Other .....	-57												-57	15
Office of Inspector General .....														
Postal Service:														
Public enterprise funds (off-budget) .....	-1,744												-1,744	-1,399
Payments to the Postal Service fund .....	59												59	96
Tennessee Valley Authority .....	-392												-392	-242
Other independent agencies .....	1,968												1,968	1,907
Undistributed offsetting receipts:														
Employer share, employee retirement .....	-3,476												-3,476	-3,016
Interest received by trust funds .....	-55												-55	-1,156
Rents and royalties on outer continental shelf lands .....	-282												-282	-712
Sale of major assets .....														
Other .....	-605												-605	(* *)
<b>Totals this year:</b>														
<b>Total outlays .....</b>	<b>178,927</b>												<b>178,927</b>	.....
<b>(On-budget) .....</b>	<b>146,898</b>												<b>146,898</b>	.....
<b>(Off-budget) .....</b>	<b>32,028</b>												<b>32,028</b>	.....
<b>Total-surplus (+) or deficit (-) .....</b>	<b>-53,992</b>												<b>-53,992</b>	.....
<b>(On-budget) .....</b>	<b>-58,456</b>												<b>-58,456</b>	.....
<b>(Off-budget) .....</b>	<b>+4,464</b>												<b>+4,464</b>	.....
<b>Total borrowing from the public ...</b>	<b>33,385</b>												<b>33,385</b>	<b>-3,695</b>
<i>Total-outlays prior year .....</i>	<i>164,819</i>												.....	<i>164,819</i>
<i>(On-budget) .....</i>	<i>134,013</i>												.....	<i>134,013</i>
<i>(Off-budget) .....</i>	<i>30,806</i>												.....	<i>30,806</i>
<i>Total-surplus (+) or deficit (-) prior year .....</i>	<i>-7,656</i>												.....	<i>-7,656</i>
<i>(On-budget) .....</i>	<i>-12,010</i>												.....	<i>-12,010</i>
<i>(Off-budget) .....</i>	<i>+4,354</i>												.....	<i>+4,354</i>

... No transactions.

(\* \*) Less than \$500,000.

Note: Details may not add to totals due to rounding.

**Table 8. Trust Fund Impact on Budget Results and Investment Holdings as of October 31 2002**

[\$ millions]

Classification	This Month			Fiscal Year to Date			Securities held as Investments Current Fiscal Year		
	Receipts	Outlays	Excess	Receipts	Outlays	Excess	Beginning of		Close of This Month
							This Year	This Month	
<b>Trust receipts, outlays, and investments held:</b>									
Airport and airway .....	125	421	-296	125	421	-296	10,997	10,997	11,707
Black lung disability .....	8	34	-26	8	34	-26	.....	.....	.....
Federal disability insurance .....	5,679	5,569	110	5,679	5,569	110	155,287	155,287	155,188
Federal employees life and health .....	.....	-97	97	.....	-97	97	32,904	32,904	33,007
Federal employees retirement .....	2,248	4,230	-1,982	2,248	4,230	-1,982	586,037	586,037	584,054
Federal hospital insurance .....	11,898	13,425	-1,527	11,898	13,425	-1,527	228,906	228,906	227,309
Federal old-age and survivors insurance ...	35,277	32,667	2,610	35,277	32,667	2,610	1,173,759	1,173,759	1,176,380
Federal supplementary medical insurance ..	8,739	10,515	-1,775	8,739	10,515	-1,775	38,804	38,804	36,951
Hazardous substance superfund .....	13	90	-77	13	90	-77	3,234	3,234	3,158
Highways .....	464	2,996	-2,532	464	2,996	-2,532	18,840	18,840	19,046
Military advances .....	805	783	22	805	783	22	.....	.....	.....
Military retirement .....	18,735	2,934	15,800	18,735	2,934	15,800	162,396	162,396	178,424
Railroad retirement .....	3,283	3,730	-447	3,283	3,730	-447	25,260	25,260	21,153
Unemployment .....	1,635	4,787	-3,152	1,635	4,787	-3,152	68,265	68,265	64,743
Veterans life insurance .....	17	102	-85	17	102	-85	13,334	13,334	13,248
All other trust .....	264	369	-105	264	369	-105	14,235	14,235	14,369
<b>Total trust fund receipts and outlays and investments held from Table 6-D .....</b>	<b>89,189</b>	<b>82,555</b>	<b>6,634</b>	<b>89,189</b>	<b>82,555</b>	<b>6,634</b>	<b>2,532,258</b>	<b>2,532,258</b>	<b>2,538,736</b>
Less: Interfund transactions .....	38,150	38,150	.....	38,150	38,150	.....			
Trust fund receipts and outlays on the basis of Tables 4 & 5 .....	51,039	44,405	6,634	51,039	44,405	6,634			
<b>Total Federal fund receipts and outlays .....</b>	<b>73,911</b>	<b>134,538</b>	<b>-60,627</b>	<b>73,911</b>	<b>134,538</b>	<b>-60,627</b>			
Less: Interfund transactions .....	17	17	.....	17	17	.....			
Federal fund receipts and outlays on the basis of Table 4 & 5 .....	73,895	134,521	-60,627	73,895	134,521	-60,627			
<b>Net budget receipts &amp; outlays .....</b>	<b>124,934</b>	<b>178,927</b>	<b>-53,992</b>	<b>124,934</b>	<b>178,927</b>	<b>-53,992</b>			

Note: Interfund receipts and outlays are transactions between Federal funds and trust funds such as Federal payments and contributions, and interest and profits on investments in Federal securities. They have no net effect on overall budget receipts and outlays since the receipts side

of such transactions is offset against budget outlays. In this table, Interfund receipts are shown as an adjustment to arrive at total receipts and outlays of trust funds respectively.

**Table 9. Summary of Receipts by Source, and Outlays by Function of the U.S. Government, October 2002 and Other Periods**

[\$ millions]

Classification	This Month	Fiscal Year To Date	Comparable Period Prior Fiscal Year
<b>NET RECEIPTS</b>			
Individual income taxes .....	67,686	67,686	77,772
Corporation income taxes .....	-4,112	-4,112	19,745
Social insurance and retirement receipts:			
Employment and general retirement .....	48,358	48,358	46,887
Unemployment insurance .....	1,537	1,537	1,529
Other retirement .....	438	438	378
Excise taxes .....	4,612	4,612	3,657
Estate and gift taxes .....	2,017	2,017	2,488
Customs duties .....	1,563	1,563	1,920
Miscellaneous receipts .....	2,835	2,835	2,786
<b>Total .....</b>	<b>124,934</b>	<b>124,934</b>	<b>157,163</b>
<b>NET OUTLAYS</b>			
National defense .....	30,389	30,389	26,373
International affairs .....	2,212	2,212	2,519
General science, space, and technology .....	1,867	1,867	2,025
Energy .....	-487	-487	-355
Natural resources and environment .....	2,530	2,530	2,262
Agriculture .....	4,448	4,448	5,288
Commerce and housing credit .....	-931	-931	-535
Transportation .....	5,825	5,825	5,423
Community and regional development .....	1,362	1,362	1,509
Education, training, employment and social services .....	6,661	6,661	5,692
Health .....	19,510	19,510	17,549
Medicare .....	21,684	21,684	17,173
Income security .....	25,874	25,874	22,092
Social security .....	38,227	38,227	36,271
Veterans benefits and services .....	4,410	4,410	4,294
Administration of justice .....	3,086	3,086	3,245
General government .....	2,109	2,109	1,566
Net interest .....	14,512	14,512	16,157
Undistributed offsetting receipts .....	-4,362	-4,362	-3,727
<b>Total .....</b>	<b>178,927</b>	<b>178,927</b>	<b>164,819</b>

... No transactions.

Note: Details may not add to totals due to rounding.

# Explanatory Notes

## 1. Flow of Data Into Monthly Treasury Statement

The *Monthly Treasury Statement (MTS)* is assembled from data in the central accounting system. The major sources of data include monthly accounting reports by Federal entities and disbursing officers, and daily reports from the Federal Reserve banks. These reports detail accounting transactions affecting receipts and outlays of the Federal Government and off-budget Federal entities, and their related effect on the assets and liabilities of the U.S. Government. Information is presented in the *MTS* on a modified cash basis.

## 2. Notes on Receipts

Receipts included in the report are classified into the following major categories: (1) budget receipts and (2) offsetting collections (also called applicable receipts). Budget receipts are collections from the public that result from the exercise of the Government's sovereign or governmental powers, excluding receipts offset against outlays. These collections, also called governmental receipts, consist mainly of tax receipts (including social insurance taxes), receipts from court fines, certain licenses, and deposits of earnings by the Federal Reserve System. Refunds of receipts are treated as deductions from gross receipts.

Offsetting collections are from other Government accounts or the public that are of a business-type or market-oriented nature. They are classified into two major categories: (1) offsetting collections credited to appropriations or fund accounts, and (2) offsetting receipts (i.e., amounts deposited in receipt accounts). Collections credited to appropriation or fund accounts normally can be used without appropriation action by Congress. These occur in two instances: (1) when authorized by law, amounts collected for materials or services are treated as reimbursements to appropriations and (2) in the three types of revolving funds (public enterprise, intragovernmental, and trust); collections are netted against spending, and outlays are reported as the net amount.

Offsetting receipts in receipt accounts cannot be used without being appropriated. They are subdivided into two categories: (1) proprietary receipts—these collections are from the public and they are offset against outlays by agency and by function, and (2) intragovernmental funds—these are payments into receipt accounts from Governmental appropriation or funds accounts. They finance operations within and between Government agencies and are credited with collections from other Government accounts. The transactions may be intrabudgetary when the payment and receipt both occur within the budget or from receipts from off-budget Federal entities in those cases where payment is made by a Federal entity whose budget authority and outlays are excluded from the budget totals.

Intrabudgetary transactions are subdivided into three categories: (1) interfund transactions, where the payments are from one fund group (either Federal funds or trust funds) to a receipt account in the other fund group; (2) Federal intrafund transactions, where the payments and receipts both occur within the Federal fund group; and (3) trust intrafund transactions, where the payments and receipts both occur within the trust fund group.

Offsetting receipts are generally deducted from budget authority and outlays by function, by subfunction, or by agency. There are four types of receipts, however, that are deducted from budget totals as undistributed offsetting receipts. They are: (1) agencies' payments (including payments by off-budget Federal entities) as employers into employees retirement funds, (2) interest received by trust funds, (3) rents and royalties on the Outer Continental Shelf lands, and (4) other interest (i.e., interest collected on Outer Continental Shelf money in deposit funds when such money is transferred into the budget).

## 3. Notes on Outlays

Outlays are generally accounted for on the basis of checks issued, electronic funds transferred, or cash payments made. Certain outlays do not require issuance of cash or checks. An example is charges made against appropriations for that part of employees' salaries withheld for taxes or savings bond allotments—these are counted as payments to the employee and credits for whatever purpose the money was withheld.

Outlays are stated net of offsetting collections (including receipts of revolving and management funds) and of refunds. Interest on the public debt (public issues) is recognized on the accrual basis. Federal credit programs subject to the Federal Credit Reform Act of 1990 use the cash basis of accounting and are divided into two components. The portion of the credit activities that involve a cost to the Government (mainly subsidies) is included within the budget program accounts. The remaining portion of the credit activities are in non-budget financing accounts. Outlays of off-budget Federal entities are excluded by law from budget totals. However, they are shown separately and combined with the on-budget outlays to display total Federal outlays.

## 4. Processing

The data on payments and collections are reported by account symbol into the central accounting system. In turn, the data are extracted from this system for use in the preparation of the *MTS*.

There are two major checks which are conducted to assure the consistency of the data reported:

1. Verification of payment data. The monthly payment activity reported by Federal entities on their Statements of Transactions is compared to the payment activity of Federal entities as reported by disbursing officers.
2. Verification of collection data. Reported collections appearing on Statements of Transactions are compared to deposits as reported by Federal Reserve banks.

## 5. Other Sources of Information About Federal Government Financial Activities

- *A Glossary of Terms Used in the Federal Budget Process, January 1993* (Available from the U.S. General Accounting Office, P.O. Box 6015, Gaithersburg, Md. 20877). This glossary provides a basic reference document of standardized definitions of terms used by the Federal Government in the budgetmaking process.

- *Daily Treasury Statement* (Available from GPO, Washington, D.C. 20402, on the Internet at <http://www.fms.treas.gov/>). *The Daily Treasury Statement* is published each working day of the Federal Government and provides data on the cash and debt operations of the Treasury.

- *Monthly Statement of the Public Debt of the United States* (Available from GPO, Washington, D.C. 20402 on a subscription basis only and on the Internet at <http://www.publicdebt.treas.gov/opd/opd.htm>). This publication provides detailed information concerning the public debt.

- *Treasury Bulletin* (Available from GPO, Washington, D.C. 20402, by subscription or single copy and on the Internet at <http://www.fms.treas.gov/>). Quarterly. Contains a mix of narrative, tables, and charts on Treasury issues, Federal financial operations, international statistics, and special reports.

- *Budget of the United States Government, Fiscal Year 20* (Available from GPO, Washington, D.C. 20402 and on the Internet at <http://access.gpo.gov/>). This publication is a single volume which provides budget information and contains:

- Budget of the United States Government, FY 20* —
- Appendix, The Budget of the United States Government, FY 20* —
- Analytical Perspectives*
- Historical Tables*
- Citizens Guide to the Federal Budget*

- *Combined Statement of Receipts, Outlays, and Balances of the United States Government* (Available from Financial Management Service, U.S. Department of the Treasury, Washington, D.C. 20227 and on the Internet at <http://www.fms.treas.gov/annualreport>). This report includes budgetary results at the summary level and presents individual receipt and appropriation accounts at the detail level.

**Scheduled Release**

**The release date for the November Statement  
will be 2:00 pm EST December 19, 2002.**

For sale by the Superintendent of Documents, U.S. Government Printing  
Office, Washington, D.C. 20402 (202) 512-1800. The subscription price is  
\$38.00 per year (domestic), \$47.00 per year (foreign).  
No single copies are sold.

The Monthly Treasury Statement is now available on the Department of Commerce's Economic Bulletin Board.  
For information call (202) 482-1986.

Internet service subscribers can access the current issue of the Monthly Treasury Statement through the  
Financial Management Service's home page:

<http://www.fms.treas.gov/>