

# Final Monthly Treasury Statement

## Receipts and Outlays of the United States Government

For Fiscal Year 2023 Through September 30, 2023 and Other Periods





## Highlight

This issue includes the final budget results and details a deficit of \$1.695 trillion for Fiscal Year 2023, \$320 billion (23%) higher compared to last year.

Outlays for military active duty and retirement, veterans benefits, Supplemental Security Income, and Medicare payments to health maintenance organizations and prescription drug plans accelerated into September, because October 1, 2023, the normal payment date, fell on a non-business day.

## Contents

Summary.....	Page 5
Receipts.....	Page 10
Outlays.....	Page 11
Means of Financing.....	Page 25
Receipts/Outlays by Month.....	Page 35
Federal Trust Funds/ Securities.....	Page 37
Receipts by Source/Outlays by Function.....	Page 38
Explanatory Notes.....	Page 39

## Introduction

*The Monthly Treasury Statement of Receipts and Outlays of the United States Government (MTS)* is prepared by the Bureau of the Fiscal Service, Department of the Treasury and, after approval by the Fiscal Assistant Secretary of the Treasury, is normally released on the 8th workday of the month following the reporting month. The publication is based on data provided by Federal entities, disbursing officers, and Federal Reserve banks.

### AUDIENCE

The *MTS* is published to meet the needs of those responsible for or interested in the cash position of the Treasury, those who are responsible or interested in the Government's budget results; and individuals and businesses whose operations depend upon or are related to the Government's financial operations.

### DISCLOSURE STATEMENT

This statement summarizes the financial activities of the Federal Government and off-budget Federal entities conducted in accordance with the Budget of the U.S. Government, i.e., receipts and outlays of funds, the surplus or deficit, and the means of financing the deficit or disposing of the surplus. Information is presented on a modified cash basis; receipts are accounted for on the basis of collections; refunds of receipts are treated as deductions from gross receipts; revolving and management fund receipts, reimbursements and refunds of monies previously expended are treated as deductions from gross outlays; and interest on the public debt (public issues) is recognized on the accrual basis. Major information sources include accounting data reported by Federal entities, disbursing officers, and Federal Reserve banks.

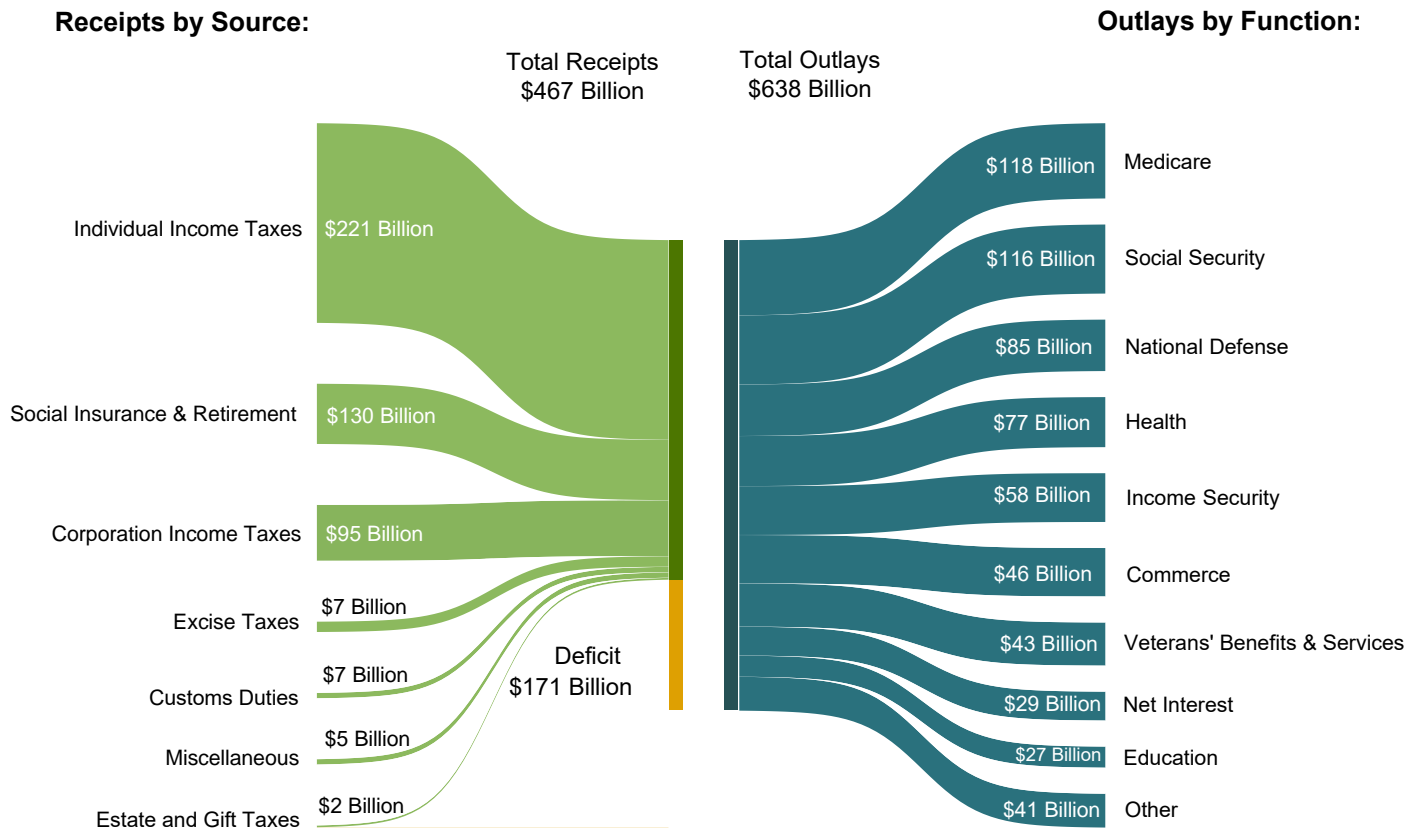
### TRIAD OF PUBLICATIONS

The *MTS* is part of a triad of Treasury financial reports. The *Daily Treasury Statement* is published each working day of the Federal Government. It provides data on the cash and debt operations of the Treasury based upon reporting of the Treasury account balances by Federal Reserve banks. The *MTS* is a report of Government receipts and outlays, based on agency reporting. The *Combined Statement of Receipts, Outlays, and Balances of the United States Government* is the official publication of the detailed receipts and outlays of the Government. It is published annually in accordance with legislative mandates given to the Secretary of the Treasury.

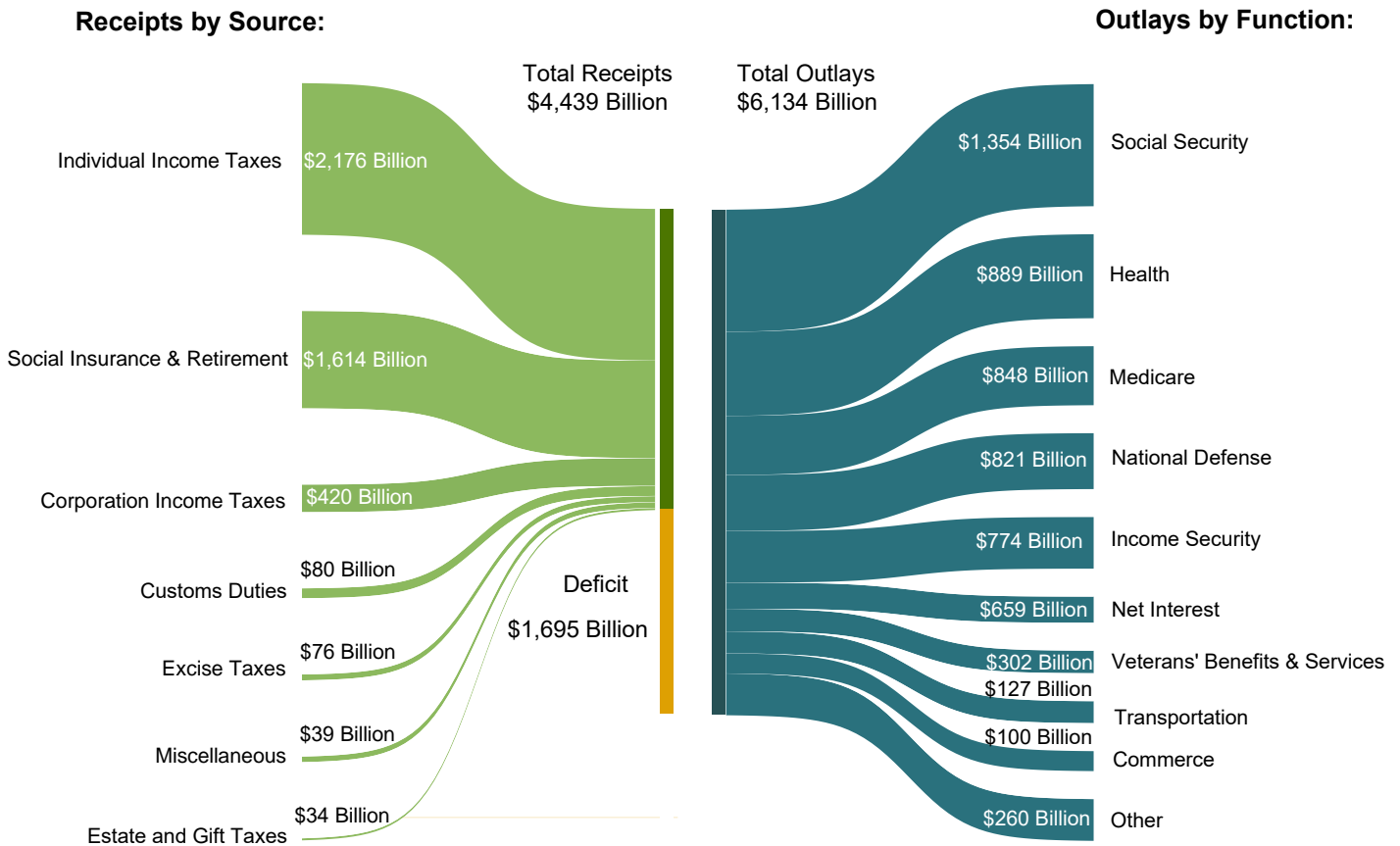
### DATA SOURCES AND INFORMATION

The Explanatory Notes section of this publication provides information concerning the flow of data into the *MTS* and sources of information relevant to the *MTS*.

**Figure 1. Receipts, Outlays, and Surplus/Deficit for September 2023**



**Figure 2. Cumulative Receipts, Outlays, and Surplus/Deficit through Fiscal Year 2023**



**Table 1. Summary of Receipts, Outlays, and the Deficit/Surplus of the U.S. Government, Fiscal Years 2022 and 2023, by Month**

[\$ millions]			
Period	Receipts	Outlays	Deficit/Surplus (-)
<b>FY 2022</b>			
October	283,927	448,983	165,055
November	281,208	472,543	191,335
December	486,723	508,026	21,303
January	465,074	346,375	-118,699
February	289,857	506,447	216,590
March	315,165	507,799	192,634
April	863,644	555,429	-308,215
May	388,988	455,211	66,223
June	460,757	549,598	88,842
July	269,331	480,383	211,052
August	303,722	523,318	219,596
September	487,723	917,489	429,766
<b>Year-to-Date</b>	<b>4,896,119</b>	<b>6,271,600</b>	<b>1,375,481</b>
<b>FY 2023</b>			
October	318,500	406,374	87,874
November	252,111	500,646	248,535
December	454,942	539,943	85,001
January	447,288	486,072	38,784
February	262,114	524,548	262,434
March	313,240	691,317	378,076
April	638,520	462,340	-176,181
May	307,487	547,835	240,348
June	418,317	646,085	227,768
July	276,161	496,943	220,782
August	283,130	193,875	-89,256
September	467,473	638,455	170,982
<b>Year-to-Date</b>	<b>4,439,284</b>	<b>6,134,432</b>	<b>1,695,148</b>

Note: Details may not add to totals due to rounding.

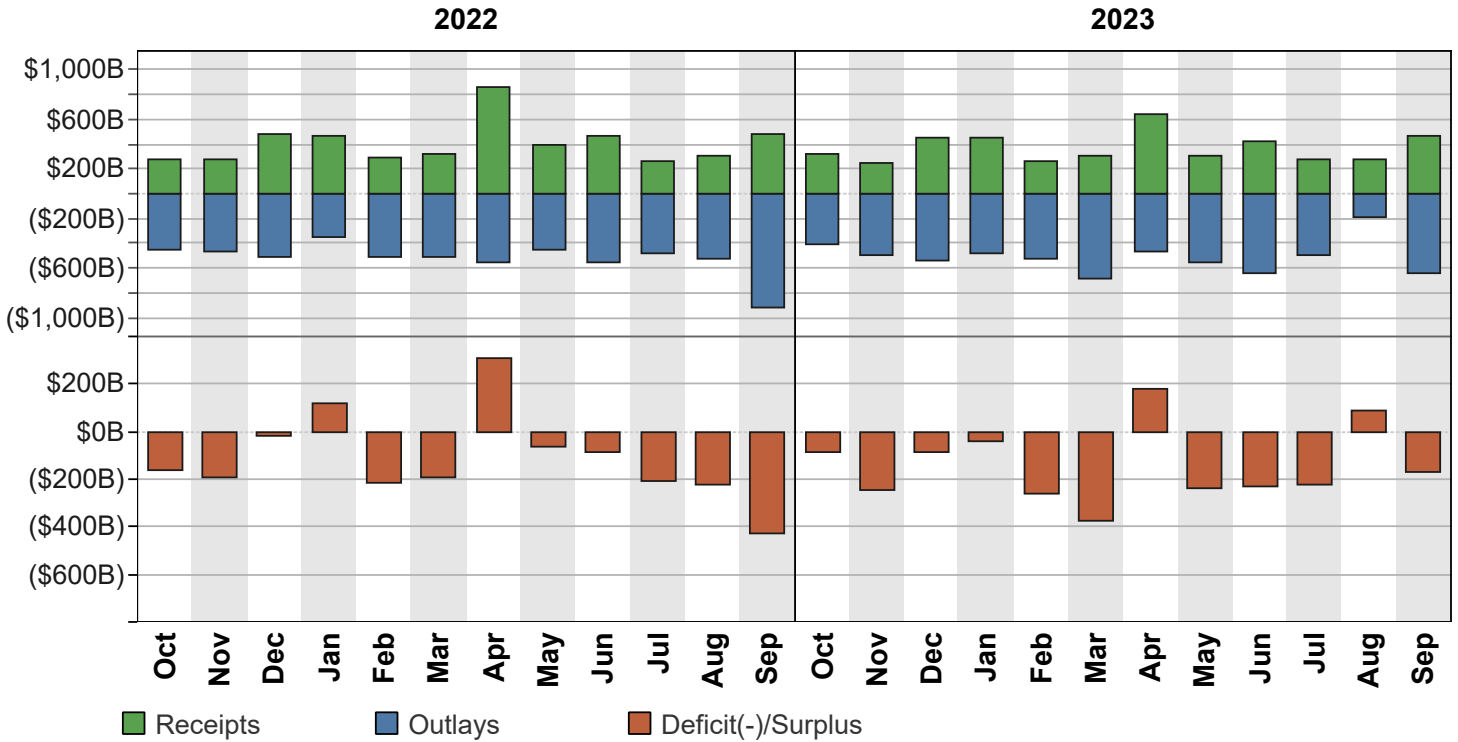
**Table 2. Summary of Budget and Off-Budget Results and Financing of the U.S. Government, September 2023 and Other Periods**

[\$ millions]					
Classification	This Month	Current Fiscal Year to Date	Budget Estimates Full Fiscal Year <sup>1</sup>	Comparable Prior Period Year to Date (2022)	Budget Estimates Next Fiscal Year (2024) <sup>1</sup>
<b>Total On-Budget and Off-Budget Results:</b>					
Total Receipts	467,473	4,439,284	4,587,101	4,896,119	5,027,559
On-Budget Receipts	370,545	3,245,528	3,392,559	3,830,144	3,820,223
Off-Budget Receipts	96,928	1,193,755	1,194,542	1,065,975	1,207,336
Total Outlays	638,455	6,134,432	6,130,105	6,271,600	6,904,768
On-Budget Outlays	523,172	4,913,690	4,914,584	5,190,443	5,593,840
Off-Budget Outlays	115,283	1,220,742	1,215,521	1,081,157	1,310,928
Total Surplus (+) or Deficit (-)	-170,982	-1,695,148	-1,543,004	-1,375,481	-1,877,209
On-Budget Surplus (+) or Deficit (-)	-152,627	-1,668,162	-1,522,025	-1,360,299	-1,773,617
Off-Budget Surplus (+) or Deficit (-)	-18,355	-26,986	-20,979	-15,182	-103,592
Total On-Budget and Off-Budget Financing	170,982	1,695,148	1,543,004	1,375,481	1,877,209
<b>Means of Financing:</b>					
Borrowing from the Public	283,932	1,982,669	1,091,957	1,969,815	1,664,030
Reduction of Operating Cash, Increase (-)	-115,046	-20,896	35,994	-420,834	.....
By Other Means	2,097	-266,625	415,053	-173,500	213,179

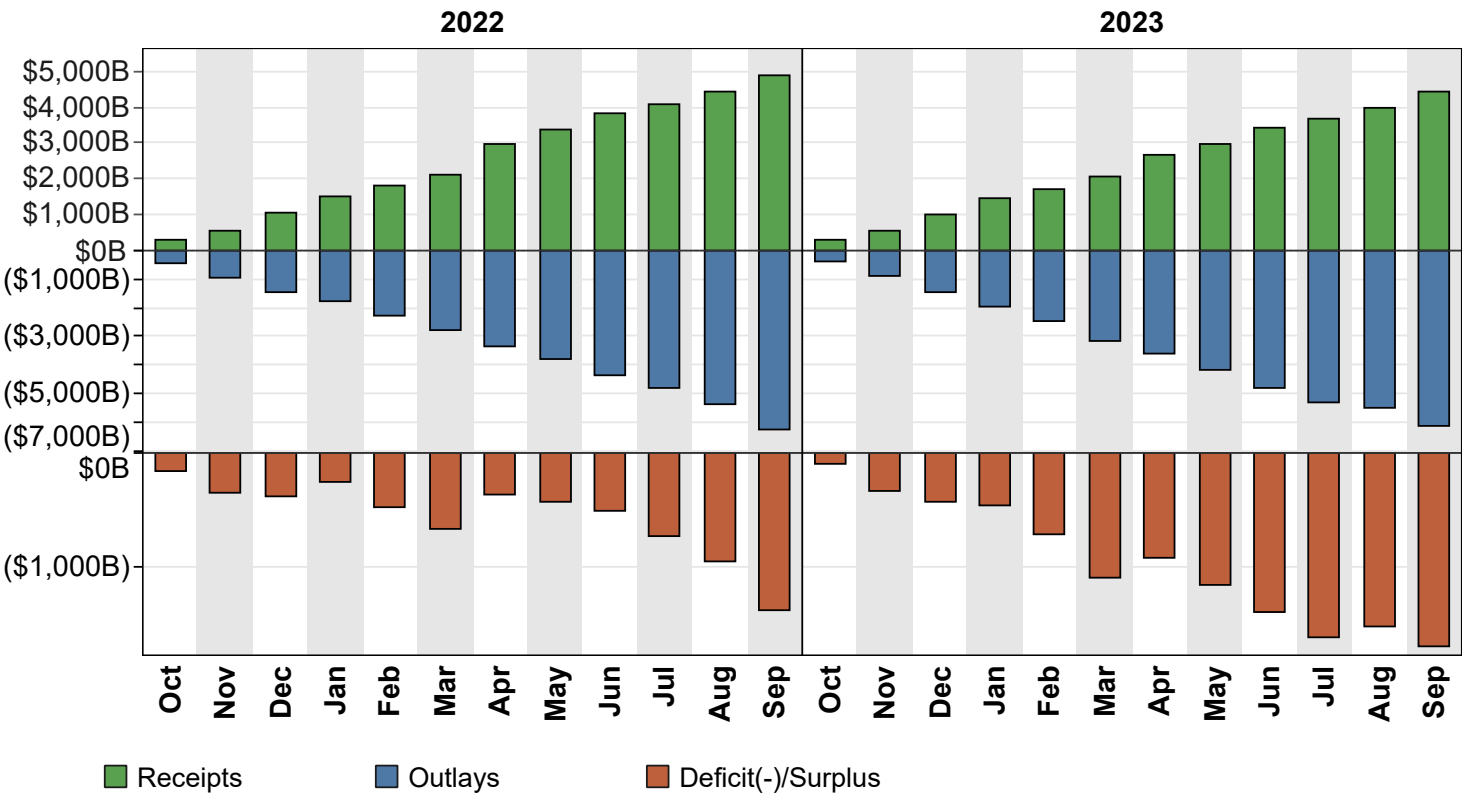
<sup>1</sup> These estimates are based on the FY 2024 Mid-Session Review, released by the Office of Management and Budget on July 28, 2023.

Note: Details may not add to totals due to rounding.  
... No Transactions

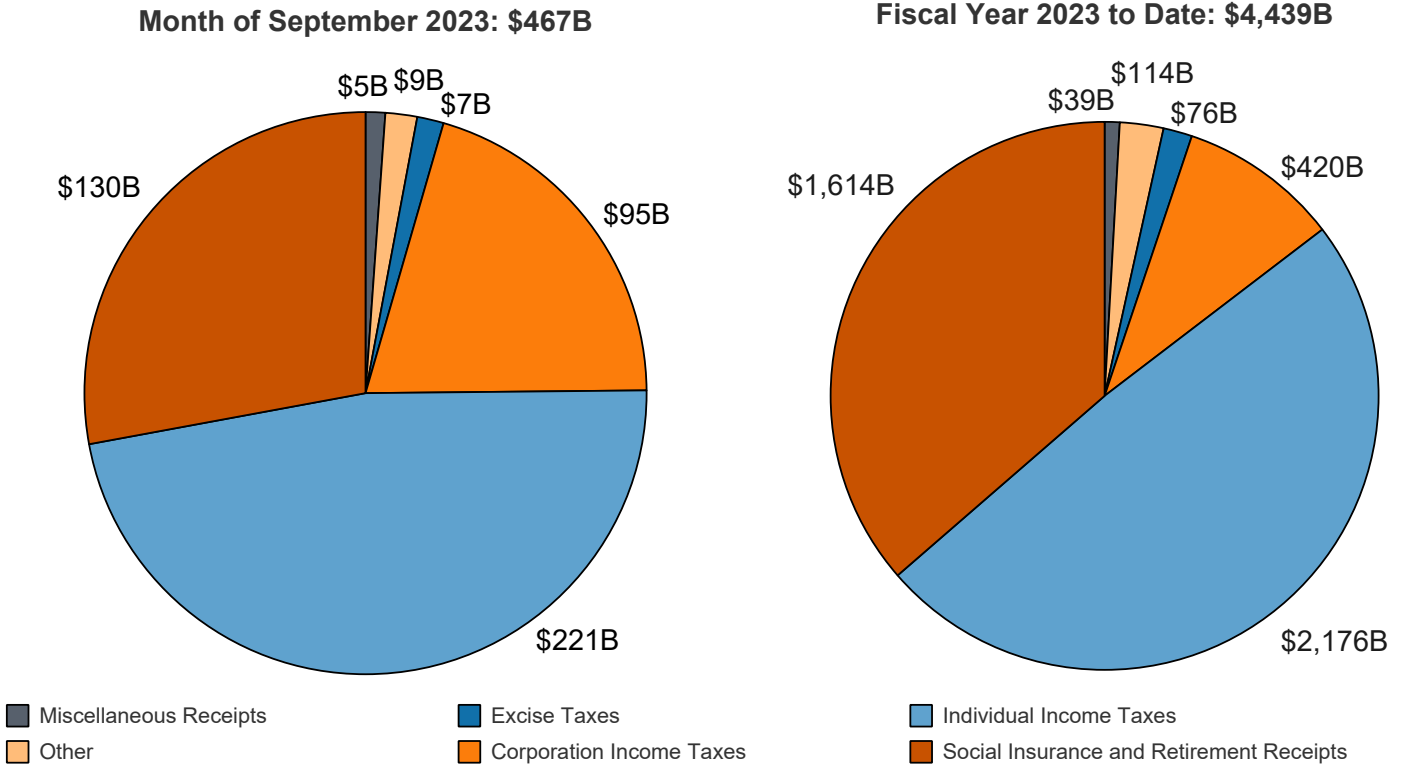
**Figure 3. Monthly Receipts, Outlays, and Budget Deficit/Surplus of the U.S. Government, Fiscal Years 2022 and 2023**



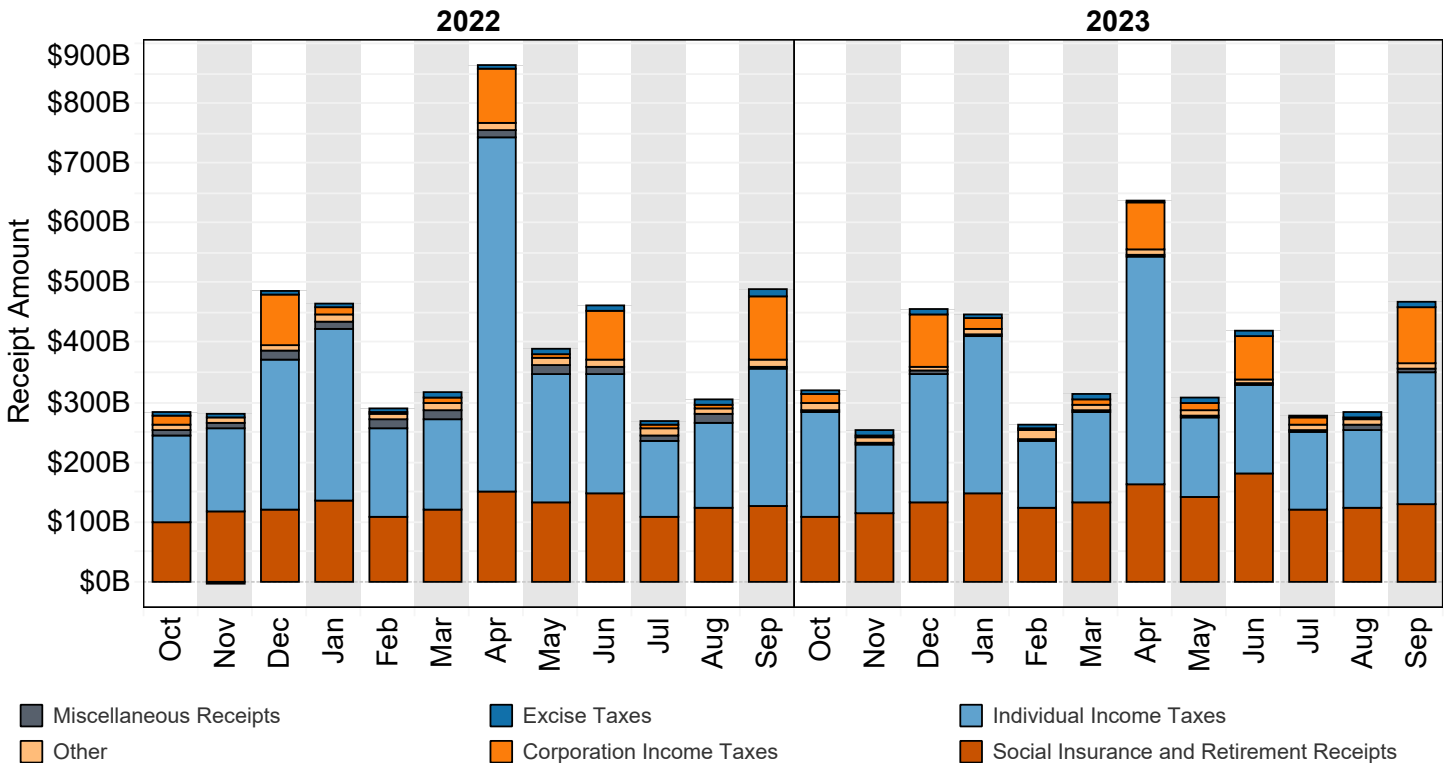
**Figure 4. Monthly Receipts, Outlays, and Budget Deficit/Surplus of the U.S. Government, Cumulative, Fiscal Years 2022 and 2023**



**Figure 5. Receipts of the U.S. Government, by Source, Fiscal Year 2023**

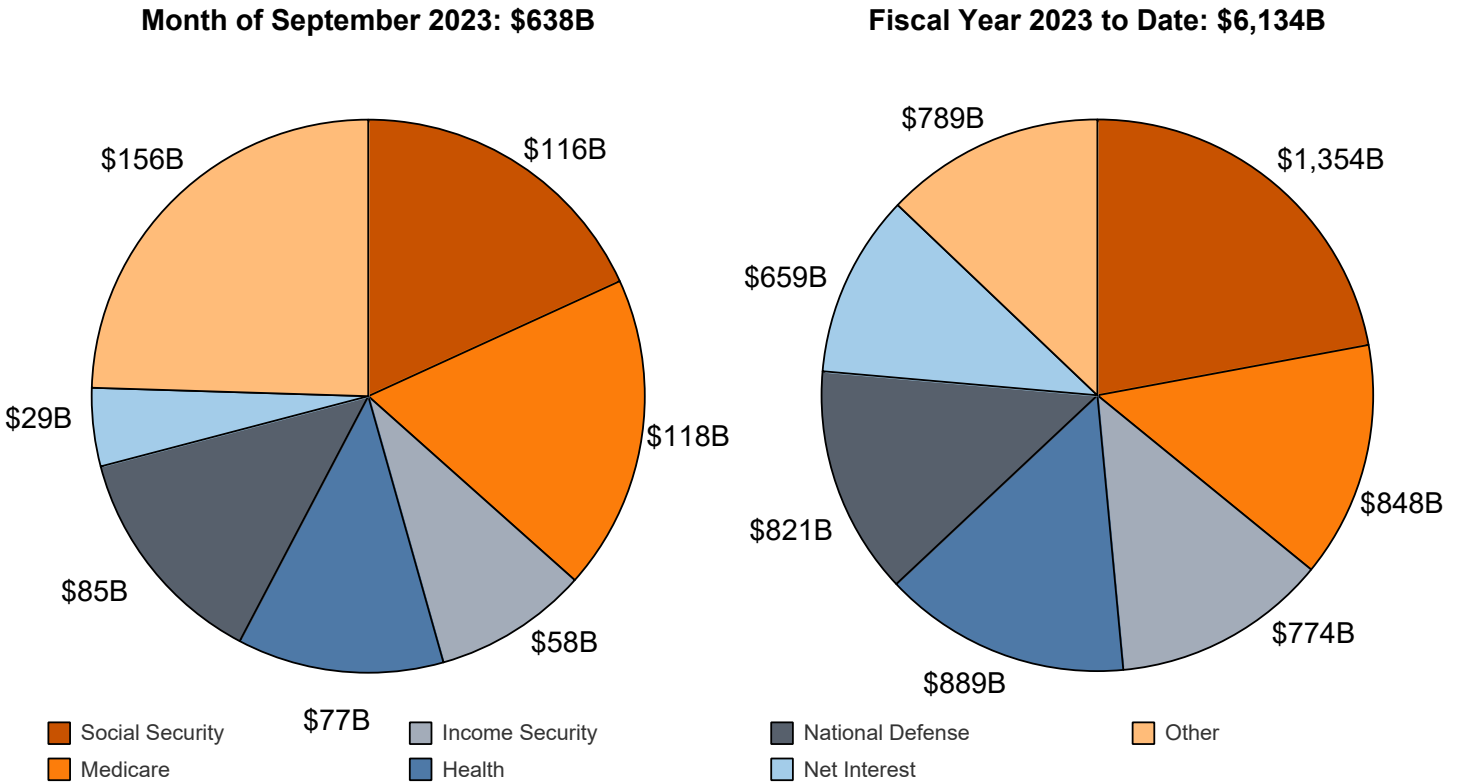


**Figure 6. Monthly Receipts of the U.S. Government, by Source, Fiscal Years 2022 and 2023**



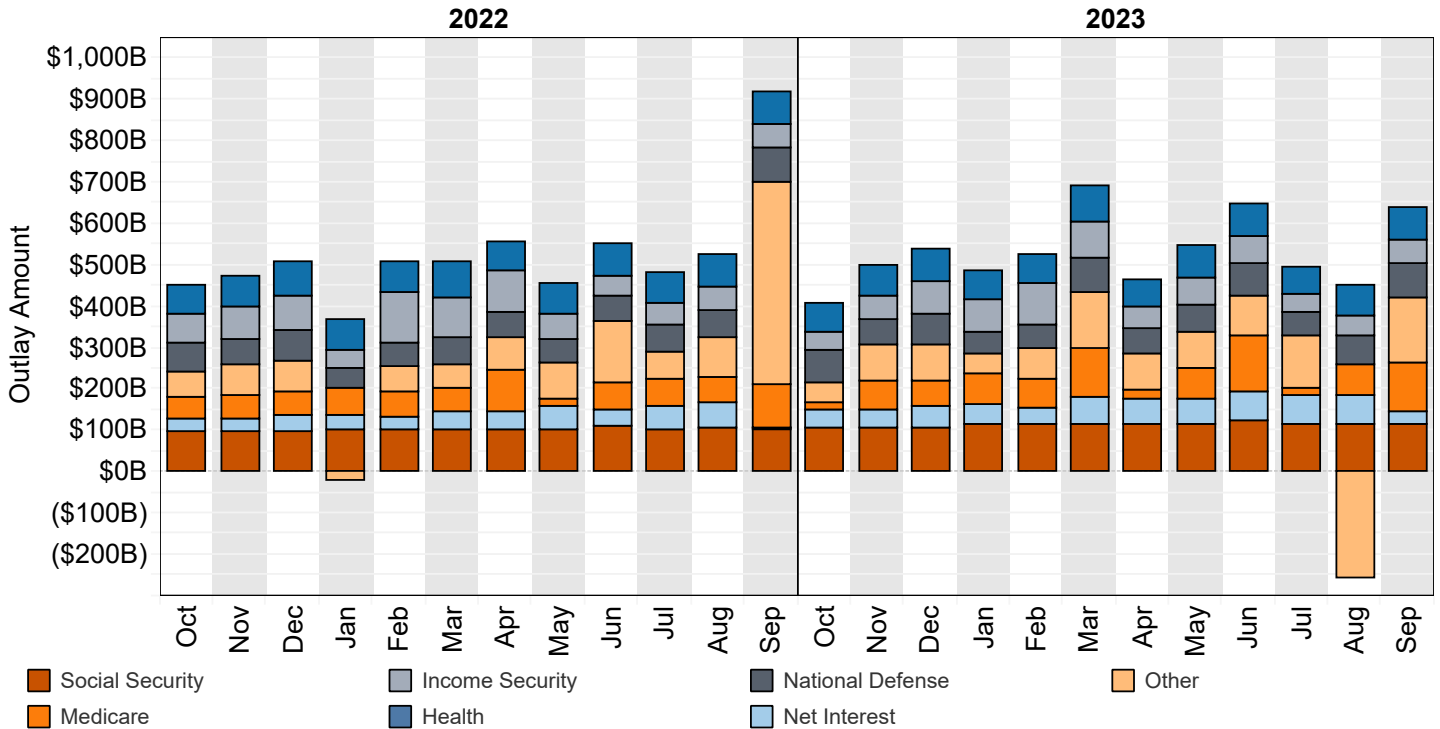
"Other" Includes: Customs Duties and Estate and Gift Taxes  
 \*Disclaimer: Other category is subject to change due to negative balances held.  
 Note: Details may not add to totals due to rounding

**Figure 7. Outlays of the U.S. Government, by Source, Fiscal Year 2023**



\*Disclaimer: Other category is subject to change due to negative balances held.

**Figure 8. Monthly Outlays of the U.S. Government, by Source, Fiscal Years 2022 and 2023**



"Other" Includes: Administration of Justice, Agriculture, Community and Regional Development, Education, Training, Employment, and Social Services, Energy, General Government, General Science, Space, and Technology, International Affairs, Natural Resources and Environment, Transportation, Undistributed Offsetting Receipts, Veterans' Benefits and Services.

Note: Details may not add to totals due to rounding



**Table 3. Summary of Receipts and Outlays of the U.S. Government, September 2023 and Other Periods**

[\$ millions]				
Classification	This Month	Current Fiscal Year to Date	Comparable Prior Period Year to Date	Budget Estimates Full Fiscal Year <sup>1</sup>
<b>Budget Receipts</b>				
Individual Income Taxes	221,021	2,176,481	2,632,145	2,183,535
Corporation Income Taxes	95,128	419,584	424,865	521,575
Social Insurance and Retirement Receipts:				
Employment and General Retirement (Off-Budget)	96,928	1,193,755	1,065,975	1,194,542
Employment and General Retirement (On-Budget)	32,491	364,392	344,760	388,410
Unemployment Insurance	248	49,402	66,497	49,109
Other Retirement	719	6,904	6,294	6,942
Excise Taxes	7,197	75,804	87,726	86,379
Estate and Gift Taxes	1,830	33,668	32,550	34,596
Customs Duties	6,678	80,337	99,908	82,298
Miscellaneous Receipts	5,232	38,956	135,398	39,715
<b>Total Receipts</b>	<b>467,473</b>	<b>4,439,284</b>	<b>4,896,119</b>	<b>4,587,101</b>
<b>(On-Budget)</b>	<b>370,545</b>	<b>3,245,528</b>	<b>3,830,144</b>	<b>3,392,559</b>
<b>(Off-Budget)</b>	<b>96,928</b>	<b>1,193,755</b>	<b>1,065,975</b>	<b>1,194,542</b>
<b>Budget Outlays</b>				
Legislative Branch	578	6,515	5,752	7,192
Judicial Branch	880	8,995	8,720	9,101
Department of Agriculture	14,985	228,887	245,210	262,245
Department of Commerce	1,030	12,045	11,734	13,918
Department of Defense--Military Programs	80,434	775,872	726,627	769,665
Department of Education	23,265	-41,108	639,370	-34,126
Department of Energy	4,470	34,423	22,439	37,202
Department of Health and Human Services	189,997	1,708,521	1,642,922	1,711,659
Department of Homeland Security	8,022	89,032	80,865	100,490
Department of Housing and Urban Development	4,839	55,194	29,307	55,573
Department of the Interior	1,853	15,865	13,916	19,282
Department of Justice	3,989	44,327	39,603	48,138
Department of Labor	1,958	87,530	51,737	85,609
Department of State	5,789	32,997	33,231	33,566
Department of Transportation	12,937	109,786	113,729	110,977
Department of the Treasury:				
Interest on Treasury Debt Securities (Gross)	71,470	879,307	717,611	864,731
Other	-22,677	227,644	444,611	244,554
Department of Veterans Affairs	42,877	301,026	273,867	304,163
Corps of Engineers	-829	7,806	8,176	8,091
Other Defense Civil Programs	12,186	68,928	56,870	67,896
Environmental Protection Agency	1,169	12,586	9,279	10,569
Executive Office of the President	54	543	458	672
General Services Administration	-407	-700	-1,202	531
International Assistance Programs	2,025	36,050	35,834	43,314
National Aeronautics and Space Administration	2,844	25,319	23,079	25,409
National Science Foundation	998	8,951	8,133	9,136
Office of Personnel Management	9,553	122,508	113,572	124,257
Small Business Administration	205	26,072	23,199	27,376
Social Security Administration	126,177	1,416,328	1,282,056	1,413,843
Independent Agencies	51,877	134,262	29,829	64,977
Allowances	.....	.....	.....	-6,841
Undistributed Offsetting Receipts:				
Interest	-4,277	-169,144	-183,967	-168,978
Other	-9,818	-131,934	-234,967	-134,086
<b>Total Outlays</b>	<b>638,455</b>	<b>6,134,432</b>	<b>6,271,600</b>	<b>6,130,105</b>
<b>(On-Budget)</b>	<b>523,172</b>	<b>4,913,690</b>	<b>5,190,443</b>	<b>4,914,584</b>
<b>(Off-Budget)</b>	<b>115,283</b>	<b>1,220,742</b>	<b>1,081,157</b>	<b>1,215,521</b>
<b>Surplus (+) or Deficit (-)</b>	<b>-170,982</b>	<b>-1,695,148</b>	<b>-1,375,481</b>	<b>-1,543,004</b>
<b>(On-Budget)</b>	<b>-152,627</b>	<b>-1,668,162</b>	<b>-1,360,299</b>	<b>-1,522,025</b>
<b>(Off-Budget)</b>	<b>-18,355</b>	<b>-26,986</b>	<b>-15,182</b>	<b>-20,979</b>

1 These estimates are based on the FY 2024 Mid-Session Review, released by the Office of Management and Budget on July 28, 2023.

Note: Details may not add to totals due to rounding.  
... No Transactions

**Table 4. Receipts of the U.S. Government, September 2023 and Other Periods**

[\$ millions]

Classification	This Month			Current Fiscal Year to Date			Prior Fiscal Year to Date		
	Gross Receipts	Refunds (Deduct)	Receipts	Gross Receipts	Refunds (Deduct)	Receipts	Gross Receipts	Refunds (Deduct)	Receipts
<b>Individual Income Taxes</b>									
Withheld	1,123,465			1,694,520			1,731,532		
Presidential Election Campaign Fund	(**)			23			24		
Other	105,251			855,259			1,146,905		
<b>Total -- Individual Income Taxes</b>	<b>228,716</b>	<b>7,696</b>	<b>221,021</b>	<b>2,549,801</b>	<b>373,321</b>	<b>2,176,481</b>	<b>2,878,461</b>	<b>246,316</b>	<b>2,632,145</b>
<b>Corporation Income Taxes</b>									
	95,494	366	95,128	457,368	37,784	419,584	476,189	51,324	424,865
<b>Social Insurance and Retirement Receipts:</b>									
Employment and General Retirement:									
Federal Old-Age and Survivors Insurance Trust Fund:									
Federal Insurance Contributions Act Taxes	179,966	5,396	74,570	939,816	5,396	934,420	860,576	4,448	856,128
Self-Employment Contributions Act Taxes	8,277	.....	8,277	48,201	.....	48,201	47,208	.....	47,208
Adjustments Attributable to Prior Years-FICA	13	.....	13	39,378	.....	39,378	7,240	.....	7,240
Adjustments Attributable to Prior Years-SECA	1	.....	-1	-1,557	.....	-1,557	615	.....	615
<b>Total -- Federal Old-Age and Survivors Insurance Trust Fund</b>	<b>88,255</b>	<b>5,396</b>	<b>82,859</b>	<b>1,025,838</b>	<b>5,396</b>	<b>1,020,442</b>	<b>915,639</b>	<b>4,448</b>	<b>911,191</b>
Federal Disability Insurance Trust Fund:									
Federal Insurance Contributions Act Taxes	113,576	916	12,660	159,591	916	158,675	146,137	755	145,382
Self-Employment Contributions Act Taxes	1,406	.....	1,406	8,186	.....	8,186	8,018	.....	8,018
Adjustments Attributable to Prior Years-FICA	3	.....	3	6,687	.....	6,687	1,249	.....	1,249
Adjustments Attributable to Prior Years-SECA	1(**)	.....	(**)	-235	.....	-235	136	.....	136
<b>Total -- Federal Disability Insurance Trust Fund</b>	<b>14,985</b>	<b>916</b>	<b>14,069</b>	<b>174,229</b>	<b>916</b>	<b>173,313</b>	<b>155,540</b>	<b>755</b>	<b>154,784</b>
Federal Hospital Insurance Trust Fund:									
Federal Insurance Contributions Act Taxes	127,667	(**)	27,667	331,000	(**)	331,000	308,332	.....	308,332
Self-Employment Contributions Act Taxes	4,295	.....	4,295	22,750	.....	22,750	22,256	.....	22,256
Receipts from Railroad Retirement Board	.....	.....	.....	573	.....	573	505	.....	505
Adjustments Attributable to Prior Years-FICA	4	.....	4	3,673	.....	3,673	7,923	.....	7,923
Adjustments Attributable to Prior Years-SECA	1(**)	.....	(**)	-234	.....	-234	129	.....	129
<b>Total -- Federal Hospital Insurance Trust Fund</b>	<b>31,966</b>	<b>(**)</b>	<b>31,966</b>	<b>357,763</b>	<b>(**)</b>	<b>357,763</b>	<b>339,145</b>	<b>.....</b>	<b>339,145</b>
Railroad Retirement:									
Rail Pension and Supplemental Annuity	274	-1	275	3,729	11	3,718	3,264	15	3,249
Social Security Equivalent Account	249	-1	250	2,916	5	2,912	2,379	13	2,366
<b>Total -- Employment and General Retirement</b>	<b>135,728</b>	<b>6,309</b>	<b>129,419</b>	<b>1,564,475</b>	<b>6,327</b>	<b>1,558,148</b>	<b>1,415,967</b>	<b>5,232</b>	<b>1,410,735</b>
Unemployment Insurance:									
Deposits by States	229	.....	229	41,276	.....	41,276	59,294	.....	59,294
Federal Unemployment Taxes	25	7	19	7,945	150	7,795	7,045	119	6,927
Railroad Unemployment Taxes	(**)	.....	(**)	331	.....	331	277	.....	277
<b>Total -- Unemployment Insurance</b>	<b>255</b>	<b>7</b>	<b>248</b>	<b>49,552</b>	<b>150</b>	<b>49,402</b>	<b>66,616</b>	<b>119</b>	<b>66,497</b>
Other Retirement:									
Federal Employees' Retirement--Employee Share	717	.....	717	6,882	.....	6,882	6,270	.....	6,270
Non-Federal Employees Retirement	2	.....	2	22	.....	22	24	.....	24
<b>Total -- Other Retirement</b>	<b>719</b>	<b>.....</b>	<b>719</b>	<b>6,904</b>	<b>.....</b>	<b>6,904</b>	<b>6,294</b>	<b>.....</b>	<b>6,294</b>
<b>Total -- Social Insurance and Retirement Receipts</b>	<b>136,702</b>	<b>6,316</b>	<b>130,386</b>	<b>1,620,931</b>	<b>6,477</b>	<b>1,614,454</b>	<b>1,488,877</b>	<b>5,350</b>	<b>1,483,527</b>
<b>Excise Taxes:</b>									
Miscellaneous Excise Taxes	1,963	4,327	-2,364	31,876	21,021	10,855	36,609	7,071	29,538
Airport and Airway Trust Fund	2,540	119	2,421	22,741	256	22,485	11,403	27	11,377
Highway Trust Fund	7,158	65	7,093	42,603	448	42,155	47,076	445	46,631
Black Lung Disability Trust Fund	47	.....	47	308	.....	308	180	.....	180
<b>Total -- Excise Taxes</b>	<b>11,709</b>	<b>4,511</b>	<b>7,197</b>	<b>97,529</b>	<b>21,725</b>	<b>75,804</b>	<b>95,268</b>	<b>7,542</b>	<b>87,726</b>
<b>Estate and Gift Taxes</b>									
	1,927	97	1,830	35,434	1,766	33,668	33,355	805	32,550
<b>Customs Duties</b>									
	7,106	428	6,678	86,639	6,302	80,337	106,092	6,185	99,908
<b>Miscellaneous Receipts:</b>									
Deposit of Earnings, Federal Reserve System	.....	.....	.....	581	.....	581	106,674	.....	106,674
Universal Service Fund	656	.....	656	7,906	.....	7,906	7,702	.....	7,702
All Other	4,577	1	4,576	30,495	25	30,470	21,032	10	21,022
<b>Total -- Miscellaneous Receipts</b>	<b>5,233</b>	<b>1</b>	<b>5,232</b>	<b>38,982</b>	<b>25</b>	<b>38,956</b>	<b>135,408</b>	<b>10</b>	<b>135,398</b>
<b>Total -- Receipts</b>	<b>486,887</b>	<b>19,414</b>	<b>467,473</b>	<b>4,886,685</b>	<b>447,401</b>	<b>4,439,284</b>	<b>5,213,651</b>	<b>317,532</b>	<b>4,896,119</b>
<b>Total -- On-Budget</b>	<b>383,647</b>	<b>13,102</b>	<b>370,545</b>	<b>3,686,617</b>	<b>441,089</b>	<b>3,245,528</b>	<b>4,142,472</b>	<b>312,328</b>	<b>3,830,144</b>
<b>Total -- Off-Budget</b>	<b>103,240</b>	<b>6,312</b>	<b>96,928</b>	<b>1,200,067</b>	<b>6,312</b>	<b>1,193,755</b>	<b>1,071,178</b>	<b>5,203</b>	<b>1,065,975</b>

1 In accordance with the Social Security Act as amended: Individual Income Taxes, Withheld have been decreased and Federal Insurance Contribution Act Taxes increased by \$19.4 million to correct estimates for the calendar year 2022. Individual Income Taxes, Other have been decreased and Self-Employment Contribution Act Taxes increased by \$176 thousand to correct estimates for

calendar year 2020 and prior.  
 Note: Details may not add to totals due to rounding.  
 ... No Transactions  
 (\*\*) Less than absolute value of \$500,000

**Table 5. Outlays of the U.S. Government, September 2023 and Other Periods**

[\$ millions]

Classification	This Month			Current Fiscal Year to Date			Prior Fiscal Year to Date		
	Gross Outlays	Applicable Receipts	Outlays	Gross Outlays	Applicable Receipts	Outlays	Gross Outlays	Applicable Receipts	Outlays
<b>Legislative Branch:</b>									
Senate	122	(**)	121	1,178	2	1,176	1,084	6	1,078
House of Representatives	164	(**)	163	1,852	4	1,848	1,675	3	1,672
Joint Items	2	.....	2	21	.....	21	26	.....	26
Capitol Police	55	.....	55	664	.....	664	578	.....	578
Congressional Budget Office	5	.....	5	64	.....	64	59	.....	59
Architect of the Capitol	78	1	77	967	7	959	710	2	708
Library of Congress	80	2	78	855	11	844	779	9	771
Government Publishing Office	(**)	.....	(**)	56	.....	56	81	.....	81
Government Accountability Office	68	.....	68	789	.....	789	693	.....	693
United States Tax Court	6	.....	6	59	.....	59	58	.....	58
Other Legislative Branch Agencies	8	.....	8	81	.....	81	68	.....	68
Proprietary Receipts from the Public	.....	7	-7	.....	39	-39	.....	33	-33
Intrabudgetary Transactions	-1	.....	-1	-7	.....	-7	-7	.....	-7
<b>Total--Legislative Branch</b>	<b>589</b>	<b>10</b>	<b>578</b>	<b>6,578</b>	<b>63</b>	<b>6,515</b>	<b>5,805</b>	<b>52</b>	<b>5,752</b>
<b>Judicial Branch:</b>									
Supreme Court of the United States	17	.....	17	129	.....	129	124	.....	124
Courts of Appeals, District Courts, and Other Judicial Services	938	.....	938	9,314	.....	9,314	8,957	.....	8,957
Other	26	.....	26	641	.....	641	681	.....	681
Proprietary Receipts from the Public	.....	4	-4	.....	150	-150	.....	150	-150
Intrabudgetary Transactions	-97	.....	-97	-939	.....	-939	-892	.....	-892
<b>Total--Judicial Branch</b>	<b>885</b>	<b>4</b>	<b>880</b>	<b>9,145</b>	<b>150</b>	<b>8,995</b>	<b>8,870</b>	<b>150</b>	<b>8,720</b>
<b>Department of Agriculture:</b>									
Agricultural Research Service	160	.....	160	1,775	.....	1,775	1,611	.....	1,611
National Institute of Food and Agriculture:									
Research and Education Activities	99	.....	99	977	.....	977	865	.....	865
Extension Activities	60	.....	60	621	.....	621	564	.....	564
Other	17	.....	17	156	.....	156	154	.....	154
Animal and Plant Health Inspection Service	146	.....	146	1,840	.....	1,840	1,882	.....	1,882
Food Safety and Inspection Service	94	.....	94	1,209	.....	1,209	1,147	.....	1,147
Agricultural Marketing Service	267	.....	267	2,315	.....	2,315	2,039	.....	2,039
Risk Management Agency:									
Administrative and Operating Expenses	6	.....	6	70	.....	70	71	.....	71
Federal Crop Insurance Corporation Fund	1,502	722	781	23,706	7,214	16,492	17,103	6,307	10,796
Farm Service Agency:									
Salaries and Expenses	128	.....	128	1,157	.....	1,157	1,104	.....	1,104
USDA Supplemental Assistance	(**)	.....	(**)	3	.....	3	2	.....	2
Agricultural Disaster Relief Fund	(**)	.....	(**)	(**)	.....	(**)	(**)	.....	(**)
Commodity Credit Corporation	747	496	251	12,939	5,621	7,318	12,739	6,093	6,647
Tobacco Trust Fund	(**)	.....	(**)	11	.....	11	1	.....	1
Agricultural Credit Insurance Fund	449	12	437	2,328	153	2,175	566	26	540
Other	65	.....	65	427	.....	427	151	.....	151
<b>Total--Farm Service Agency</b>	<b>1,388</b>	<b>508</b>	<b>880</b>	<b>16,865</b>	<b>5,774</b>	<b>11,091</b>	<b>14,563</b>	<b>6,119</b>	<b>8,444</b>
Natural Resources Conservation Service:									
Conservation Operations	69	.....	69	863	.....	863	802	.....	802
Farm Security and Rural Investment Programs	269	.....	269	3,344	.....	3,344	3,208	.....	3,208
Other	128	.....	128	479	.....	479	277	.....	277
Rural Development	89	.....	89	361	.....	361	321	.....	321
Rural Housing Service:									
Rural Housing Insurance Fund	249	37	211	717	372	345	509	355	154
Rental Assistance Program	117	.....	117	1,418	.....	1,418	1,337	.....	1,337
Other	30	.....	30	464	.....	464	411	.....	411
Rural Utilities Service:									
Rural Electrification and Telecommunications Fund	2	(**)	1	1,531	42	1,490	1,342	179	1,164
Other	45	4	40	1,060	26	1,034	1,085	41	1,043
Foreign Agricultural Service	102	.....	102	2,225	.....	2,225	2,636	.....	2,636
Food and Nutrition Service:									
Supplemental Nutrition Assistance Program	9,145	.....	9,145	134,634	.....	134,634	148,514	.....	148,514
Child Nutrition Programs	1,286	.....	1,286	29,235	.....	29,235	37,213	.....	37,213
Special Supplemental Nutrition Program for Women, Infants, and Children (WIC)	545	.....	545	6,819	.....	6,819	5,609	.....	5,609
Other	55	.....	55	704	.....	704	890	.....	890
<b>Total--Food and Nutrition Service</b>	<b>11,032</b>	<b>.....</b>	<b>11,032</b>	<b>171,392</b>	<b>.....</b>	<b>171,392</b>	<b>192,225</b>	<b>.....</b>	<b>192,225</b>

**Table 5. Outlays of the U.S. Government, September 2023 and Other Periods - Continued**

[\$ millions]

Classification	This Month			Current Fiscal Year to Date			Prior Fiscal Year to Date		
	Gross Outlays	Applicable Receipts	Outlays	Gross Outlays	Applicable Receipts	Outlays	Gross Outlays	Applicable Receipts	Outlays
<b>Department of Agriculture: - Continued</b>									
Forest Service:									
National Forest System	230	.....	230	2,338	.....	2,338	1,893	.....	1,893
Capital Improvement and Maintenance	33	.....	33	211	.....	211	171	.....	171
Wildland Fire Management	712	.....	712	3,729	.....	3,729	4,120	.....	4,120
Forest Service Permanent Appropriations	36	.....	36	539	.....	539	484	.....	484
Other	202	.....	202	2,151	.....	2,151	1,816	.....	1,816
Total--Forest Service	1,213	.....	1,213	8,968	.....	8,968	8,485	.....	8,485
Other	259	3	256	3,551	59	3,492	11,435	63	11,372
Proprietary Receipts from the Public	(**)	1,140	-1,140	(**)	3,536	-3,536	(**)	5,776	-5,776
Intrabudgetary Transactions	56	.....	56	2	.....	2	-20	.....	-20
<b>Total--Department of Agriculture</b>	<b>17,399</b>	<b>2,415</b>	<b>14,985</b>	<b>245,910</b>	<b>17,023</b>	<b>228,887</b>	<b>264,051</b>	<b>18,840</b>	<b>245,210</b>
<b>Department of Commerce:</b>									
Economic Development Administration	122	.....	122	983	.....	983	935	.....	935
Bureau of the Census	17	.....	17	1,569	.....	1,569	1,618	.....	1,618
International Trade Administration	42	.....	42	533	.....	533	542	.....	542
National Oceanic and Atmospheric Administration	804	1	803	6,748	43	6,706	6,277	7	6,270
National Institute of Standards and Technology	102	.....	102	1,388	.....	1,388	1,239	.....	1,239
National Telecommunications and Information Administration	75	195	-120	623	195	428	1,268	201	1,067
Other	29	5	25	492	67	425	135	55	81
Proprietary Receipts from the Public	.....	-34	34	.....	-7	7	.....	12	-12
Intrabudgetary Transactions	5	.....	5	10	.....	10	-4	.....	-4
Offsetting Governmental Receipts	.....	(**)	(**)	.....	3	-3	.....	3	-3
<b>Total--Department of Commerce</b>	<b>1,197</b>	<b>167</b>	<b>1,030</b>	<b>12,346</b>	<b>301</b>	<b>12,045</b>	<b>12,011</b>	<b>277</b>	<b>11,734</b>
<b>Department of Defense--Military Programs:</b>									
Military Personnel:									
Department of the Army	7,179	.....	7,179	68,651	.....	68,651	67,783	.....	67,783
Department of the Navy	6,396	.....	6,396	58,464	.....	58,464	57,018	.....	57,018
Department of the Air Force	5,591	.....	5,591	46,171	.....	46,171	45,406	.....	45,406
Defense Agencies	.....	.....	.....	10,612	.....	10,612	10,569	.....	10,569
Total--Military Personnel	19,166	.....	19,166	183,898	.....	183,898	180,777	.....	180,777
Operation and Maintenance:									
Department of the Army	6,434	.....	6,434	70,416	.....	70,416	66,314	.....	66,314
Department of the Navy	7,918	.....	7,918	76,723	.....	76,723	70,757	.....	70,757
Department of the Air Force	7,751	.....	7,751	72,056	.....	72,056	66,466	.....	66,466
Defense Agencies	10,971	.....	10,971	98,371	4	98,367	87,727	(**)	87,726
Total--Operation and Maintenance	33,074	.....	33,074	317,567	4	317,563	291,264	(**)	291,264
Procurement:									
Department of the Army	2,563	.....	2,563	23,822	.....	23,822	23,221	.....	23,221
Department of the Navy	6,248	.....	6,248	60,383	.....	60,383	56,226	.....	56,226
Department of the Air Force	4,661	.....	4,661	49,878	.....	49,878	48,377	.....	48,377
Defense Agencies	733	.....	733	7,667	.....	7,667	8,353	.....	8,353
Total--Procurement	14,204	.....	14,204	141,749	.....	141,749	136,177	.....	136,177
Research, Development, Test, and Evaluation:									
Department of the Army	1,039	.....	1,039	12,830	.....	12,830	14,231	.....	14,231
Department of the Navy	2,289	.....	2,289	22,997	.....	22,997	20,013	.....	20,013
Department of the Air Force	7,021	.....	7,021	55,062	.....	55,062	45,797	.....	45,797
Defense Agencies	3,198	.....	3,198	31,064	.....	31,064	27,019	.....	27,019
Total--Research, Development, Test, and Evaluation	13,547	.....	13,547	121,954	.....	121,954	107,059	.....	107,059
Military Construction:									
Department of the Army	-184	.....	-184	1,369	.....	1,369	1,507	.....	1,507
Department of the Navy	311	.....	311	3,737	.....	3,737	3,571	.....	3,571
Department of the Air Force	318	.....	318	2,665	.....	2,665	1,841	.....	1,841
Defense Agencies	243	.....	243	2,573	.....	2,573	2,806	.....	2,806
Total--Military Construction	688	.....	688	10,344	.....	10,344	9,726	.....	9,726
Family Housing:									
Department of the Army	44	.....	44	471	.....	471	486	.....	486
Department of the Navy	48	.....	48	446	.....	446	486	.....	486
Department of the Air Force	58	.....	58	465	.....	465	357	.....	357
Defense Agencies	8	.....	8	86	.....	86	93	.....	93
Revolving and Management Funds:									
Department of the Navy	(**)	.....	(**)	92	.....	92	232	.....	232
Defense Agencies:									

**Table 5. Outlays of the U.S. Government, September 2023 and Other Periods - Continued**

[\$ millions]

Classification	This Month			Current Fiscal Year to Date			Prior Fiscal Year to Date		
	Gross Outlays	Applicable Receipts	Outlays	Gross Outlays	Applicable Receipts	Outlays	Gross Outlays	Applicable Receipts	Outlays
<b>Department of Defense--Military Programs: - Continued</b>									
Working Capital Fund	-155	.....	-155	-59	.....	-59	1,277	.....	1,277
Other	-6	.....	-6	-24	.....	-24	-154	.....	-154
Trust Funds:									
Department of the Army	14	.....	14	33	.....	33	5	.....	5
Department of the Navy	3	.....	3	31	.....	31	36	.....	36
Department of the Air Force	1	.....	1	8	.....	8	5	.....	5
Defense Agencies	35	.....	35	452	.....	452	546	.....	546
Proprietary Receipts from the Public:									
Department of the Army	.....	83	-83	.....	253	-253	.....	3	-3
Department of the Navy	.....	41	-41	.....	146	-146	.....	137	-137
Department of the Air Force	.....	16	-16	.....	127	-127	.....	83	-83
Defense Agencies	.....	107	-107	.....	1,135	-1,135	.....	1,089	-1,089
Intrabudgetary Transactions:									
Department of the Army	8	.....	8	-45	.....	-45	-13	.....	-13
Department of the Navy	-11	.....	-11	-77	.....	-77	-67	.....	-67
Department of the Air Force	-34	.....	-34	184	.....	184	-329	.....	-329
Defense Agencies	-10	.....	-10	-37	.....	-37	-22	.....	-22
Offsetting Governmental Receipts:									
Department of the Army	.....	(**)	(**)	.....	1	-1	.....	2	-2
Defense Agencies	.....	.....	.....	.....	1	-1	.....	(**)	(**)
<b>Total--Department of Defense--Military Programs</b>	<b>80,682</b>	<b>247</b>	<b>80,434</b>	<b>777,539</b>	<b>1,667</b>	<b>775,872</b>	<b>727,941</b>	<b>1,315</b>	<b>726,627</b>
<b>Department of Education:</b>									
Office of Elementary and Secondary Education:									
Accelerating Achievement and Ensuring Equity	987	.....	987	17,916	.....	17,916	16,671	.....	16,671
Impact Aid	188	.....	188	1,734	.....	1,734	1,371	.....	1,371
Education Improvement Programs	416	.....	416	5,663	.....	5,663	5,178	.....	5,178
Other	4,648	.....	4,648	64,968	.....	64,968	79,590	.....	79,590
<b>Total--Office of Elementary and Secondary Education</b>	<b>6,240</b>	<b>.....</b>	<b>6,240</b>	<b>90,280</b>	<b>.....</b>	<b>90,280</b>	<b>102,810</b>	<b>.....</b>	<b>102,810</b>
Office of Innovation and Improvement	142	.....	142	999	.....	999	818	.....	818
Office of English Language Acquisition	73	.....	73	832	.....	832	753	.....	753
Office of Special Education and Rehabilitative Services:									
Special Education	1,141	.....	1,141	15,346	.....	15,346	14,544	.....	14,544
Rehabilitation Services and Disability Research	443	.....	443	3,583	.....	3,583	3,127	.....	3,127
Special Institutions for Persons with Disabilities	18	.....	18	299	.....	299	303	.....	303
Office of Vocational and Adult Education	141	.....	141	2,034	.....	2,034	1,887	.....	1,887
Office of Postsecondary Education:									
Higher Education	382	.....	382	2,992	.....	2,992	2,489	.....	2,489
Other	14	(**)	14	334	(**)	334	534	2	532
<b>Total--Office of Postsecondary Education</b>	<b>396</b>	<b>(**)</b>	<b>396</b>	<b>3,326</b>	<b>(**)</b>	<b>3,326</b>	<b>3,023</b>	<b>2</b>	<b>3,021</b>
Office of Federal Student Aid:									
Student Financial Assistance	6,125	.....	6,125	30,734	.....	30,734	28,114	.....	28,114
Student Aid Administration	129	.....	129	2,085	.....	2,085	2,002	.....	2,002
Federal Student Loan Reserve Fund	62	.....	62	118	.....	118	1,188	.....	1,188
Federal Direct Student Loans	6,018	.....	6,018	143,333	.....	143,333	473,445	.....	473,445
Federal Family Education Loans	3,178	.....	3,178	12,023	.....	12,023	34,894	.....	34,894
Other	2	(**)	2	77	1	76	188	2	186
<b>Total--Office of Federal Student Aid</b>	<b>15,514</b>	<b>(**)</b>	<b>15,514</b>	<b>188,370</b>	<b>1</b>	<b>188,369</b>	<b>539,832</b>	<b>2</b>	<b>539,830</b>
Institute of Education Sciences	84	.....	84	732	.....	732	659	.....	659
Departmental Management	44	.....	44	672	.....	672	608	.....	608
Other	1	.....	1	35	.....	35	94	.....	94
Proprietary Receipts from the Public	.....	973	-973	.....	347,676	-347,676	.....	29,101	-29,101
Intrabudgetary Transactions	(**)	.....	(**)	62	.....	62	15	.....	15
<b>Total--Department of Education</b>	<b>24,238</b>	<b>973</b>	<b>23,265</b>	<b>306,569</b>	<b>347,677</b>	<b>-41,108</b>	<b>668,474</b>	<b>29,104</b>	<b>639,370</b>
<b>Department of Energy:</b>									
National Nuclear Security Administration:									
Naval Reactors	143	.....	143	1,569	.....	1,569	1,464	.....	1,464
Weapons Activities	1,489	.....	1,489	16,792	.....	16,792	14,027	.....	14,027
Defense Nuclear Nonproliferation	274	.....	274	2,578	.....	2,578	2,200	.....	2,200
Other	36	.....	36	496	.....	496	459	.....	459
Environmental and Other Defense Activities:									
Defense Environmental Cleanup	629	.....	629	7,302	.....	7,302	6,801	.....	6,801
Other Defense Activities	110	.....	110	1,065	.....	1,065	957	.....	957



**Table 5. Outlays of the U.S. Government, September 2023 and Other Periods - Continued**

[\$ millions]

Classification	This Month			Current Fiscal Year to Date			Prior Fiscal Year to Date		
	Gross Outlays	Applicable Receipts	Outlays	Gross Outlays	Applicable Receipts	Outlays	Gross Outlays	Applicable Receipts	Outlays
<b>Department of Energy: - Continued</b>									
Defense Nuclear Waste Disposal	(**)	.....	(**)	(**)	.....	(**)	1	.....	1
<b>Energy Programs:</b>									
Science	808	.....	808	7,958	.....	7,958	7,143	.....	7,143
Energy Supply	216	.....	216	2,430	.....	2,430	2,104	.....	2,104
Energy Efficiency and Renewable Energy	312	.....	312	2,826	.....	2,826	2,452	.....	2,452
Fossil Energy Research and Development	84	.....	84	-495	.....	-495	726	.....	726
Uranium Enrichment Decontamination and Decommissioning Fund	72	.....	72	917	.....	917	929	.....	929
Advanced Technology Vehicles Manufacturing Loan Program	2	.....	2	71	.....	71	8	.....	8
Title 17 Innovative Technology Loan Guarantee Program	-7	.....	-7	44	.....	44	60	.....	60
Other	333	7	326	-4,446	496	-4,942	-9,845	154	-9,999
<b>Total--Energy Programs</b>	<b>1,819</b>	<b>7</b>	<b>1,812</b>	<b>9,305</b>	<b>496</b>	<b>8,809</b>	<b>3,578</b>	<b>154</b>	<b>3,424</b>
Power Marketing Administration	150	200	-49	4,715	4,319	396	4,053	4,668	-615
Departmental Administration	-78	.....	-78	239	.....	239	243	.....	243
Proprietary Receipts from the Public	.....	-223	223	.....	2,519	-2,519	.....	4,229	-4,229
Intrabudgetary Transactions	-116	.....	-116	-2,300	.....	-2,300	-2,286	.....	-2,286
Offsetting Governmental Receipts	.....	3	-3	.....	3	-3	.....	5	-5
<b>Total--Department of Energy</b>	<b>4,456</b>	<b>-14</b>	<b>4,470</b>	<b>41,761</b>	<b>7,338</b>	<b>34,423</b>	<b>31,496</b>	<b>9,057</b>	<b>22,439</b>
<b>Department of Health and Human Services:</b>									
Food and Drug Administration	-306	(**)	-306	2,892	8	2,884	4,597	10	4,587
Health Resources and Services Administration	1,530	.....	1,530	15,885	.....	15,885	16,128	.....	16,128
Indian Health Service	569	.....	569	7,292	.....	7,292	6,508	.....	6,508
Centers for Disease Control and Prevention	1,436	.....	1,436	12,275	.....	12,275	16,528	.....	16,528
National Institutes of Health	4,477	.....	4,477	46,506	.....	46,506	40,623	.....	40,623
Substance Abuse and Mental Health Services Administration	805	.....	805	8,261	.....	8,261	7,385	.....	7,385
Agency for Healthcare Research and Quality	34	.....	34	348	.....	348	339	.....	339
<b>Centers for Medicare and Medicaid Services:</b>									
Grants to States for Medicaid	48,923	.....	48,923	615,772	.....	615,772	591,950	.....	591,950
Payments to Health Care Trust Funds	41,148	.....	41,148	480,201	.....	480,201	469,024	.....	469,024
Children's Health Insurance Fund	1,867	.....	1,867	17,588	.....	17,588	16,670	.....	16,670
State Grants and Demonstrations	62	.....	62	482	.....	482	352	.....	352
<b>Federal Hospital Insurance Trust Fund:</b>									
Benefit Payments	50,085	.....	50,085	403,262	.....	403,262	388,677	.....	388,677
Administrative Expenses	341	.....	341	3,849	.....	3,849	3,479	.....	3,479
<b>Total--Federal Hospital Insurance Trust Fund</b>	<b>50,426</b>	<b>.....</b>	<b>50,426</b>	<b>407,111</b>	<b>.....</b>	<b>407,111</b>	<b>392,156</b>	<b>.....</b>	<b>392,156</b>
Health Care Fraud and Abuse Control	216	.....	216	2,412	.....	2,412	2,291	.....	2,291
<b>Federal Supplementary Medical Insurance Trust Fund:</b>									
Benefit Payments	63,956	.....	63,956	492,390	.....	492,390	464,989	.....	464,989
Administrative Expenses	1,716	.....	1,716	5,559	.....	5,559	5,303	.....	5,303
<b>Medicare Prescription Drugs:</b>									
Benefit Payments	17,889	.....	17,889	116,815	.....	116,815	117,889	.....	117,889
<b>Total--Federal Supplementary Medical Insurance Trust Fund</b>	<b>83,561</b>	<b>.....</b>	<b>83,561</b>	<b>614,765</b>	<b>.....</b>	<b>614,765</b>	<b>588,181</b>	<b>.....</b>	<b>588,181</b>
Other	2,731	.....	2,731	8,947	.....	8,947	6,836	.....	6,836
<b>Total--Centers for Medicare and Medicaid Services</b>	<b>228,934</b>	<b>.....</b>	<b>228,934</b>	<b>2,147,278</b>	<b>.....</b>	<b>2,147,278</b>	<b>2,067,460</b>	<b>.....</b>	<b>2,067,460</b>
<b>Administration for Children and Families:</b>									
Temporary Assistance for Needy Families	1,295	.....	1,295	16,462	.....	16,462	15,288	.....	15,288
Contingency Fund	29	.....	29	603	.....	603	611	.....	611
Payments to States for Child Support Enforcement and Family Support Programs	801	.....	801	4,617	.....	4,617	4,246	.....	4,246
Low Income Home Energy Assistance	305	.....	305	5,875	.....	5,875	7,240	.....	7,240
Refugee and Entrant Assistance	1,217	.....	1,217	7,646	.....	7,646	7,112	.....	7,112
Child Care Entitlement to States	371	.....	371	3,628	.....	3,628	3,206	.....	3,206
Payments to States for the Child Care and Development Block Grant	2,579	.....	2,579	22,888	.....	22,888	22,790	.....	22,790
Social Services Block Grant	138	.....	138	1,599	.....	1,599	1,492	.....	1,492
Children and Families Services Programs	1,483	.....	1,483	14,953	.....	14,953	13,853	.....	13,853
Payments to States for Foster Care and Adoption Assistance	689	.....	689	9,799	.....	9,799	9,173	.....	9,173
Other	63	.....	63	673	.....	673	690	.....	690
<b>Total--Administration for Children and Families</b>	<b>8,970</b>	<b>.....</b>	<b>8,970</b>	<b>88,744</b>	<b>.....</b>	<b>88,744</b>	<b>85,701</b>	<b>.....</b>	<b>85,701</b>
Administration for Community Living	340	.....	340	3,012	.....	3,012	2,719	.....	2,719

**Table 5. Outlays of the U.S. Government, September 2023 and Other Periods - Continued**

[\$ millions]

Classification	This Month			Current Fiscal Year to Date			Prior Fiscal Year to Date		
	Gross Outlays	Applicable Receipts	Outlays	Gross Outlays	Applicable Receipts	Outlays	Gross Outlays	Applicable Receipts	Outlays
<b>Department of Health and Human Services: - Continued</b>									
Departmental Management	1,947	.....	1,947	34,839	.....	34,839	93,645	.....	93,645
Other	215	.....	215	1,031	.....	1,031	773	.....	773
Proprietary Receipts from the Public	.....	17,196	-17,196	.....	177,792	-177,792	.....	229,775	-229,775
Intrabudgetary Transactions:									
Payments for Health Insurance for the Aged:									
Federal Supplementary Medical Insurance Trust Fund	-34,295	.....	-34,295	-443,875	.....	-443,875	-434,952	.....	-434,952
Payments for Tax and Other Credits:									
Federal Hospital Insurance Trust Fund	-6,852	.....	-6,852	-36,337	.....	-36,337	-34,082	.....	-34,082
Other	-611	.....	-611	-1,829	.....	-1,829	-664	.....	-664
<b>Total--Department of Health and Human Services</b>	<b>207,193</b>	<b>17,196</b>	<b>189,997</b>	<b>1,886,322</b>	<b>177,800</b>	<b>1,708,521</b>	<b>1,872,707</b>	<b>229,785</b>	<b>1,642,922</b>
<b>Department of Homeland Security:</b>									
Departmental Management and Operations	233	.....	233	2,314	.....	2,314	2,124	.....	2,124
Citizenship and Immigration Services	524	.....	524	5,098	.....	5,098	4,400	.....	4,400
United States Secret Service	278	.....	278	2,892	.....	2,892	2,750	.....	2,750
Transportation Security Administration	434	.....	434	6,342	.....	6,342	6,171	.....	6,171
Immigration and Customs Enforcement	775	.....	775	9,160	.....	9,160	8,867	.....	8,867
U.S. Customs and Border Protection	1,813	4	1,809	20,032	40	19,992	17,871	31	17,840
United States Coast Guard	1,475	.....	1,475	12,313	.....	12,313	12,380	.....	12,380
National Protection and Programs Directorate	222	.....	222	2,576	.....	2,576	2,100	.....	2,100
Federal Emergency Management Agency:									
State and Local Programs									
Firefighter Assistance Grants	.....	.....	.....	.....	.....	.....	10	.....	10
Disaster Relief	2,933	.....	2,933	34,836	.....	34,836	34,433	.....	34,433
National Flood Insurance Fund	448	138	310	5,645	1,597	4,049	2,130	2,045	85
Other	139	.....	139	1,425	.....	1,425	1,346	.....	1,346
<b>Total--Federal Emergency Management Agency</b>	<b>3,520</b>	<b>138</b>	<b>3,381</b>	<b>41,907</b>	<b>1,597</b>	<b>40,310</b>	<b>37,931</b>	<b>2,045</b>	<b>35,886</b>
Science and Technology	74	.....	74	797	.....	797	762	.....	762
Domestic Nuclear Detection Office	48	.....	48	455	.....	455	407	.....	407
Other	28	.....	28	555	.....	555	574	.....	574
Proprietary Receipts from the Public	.....	32	-32	.....	1,079	-1,079	.....	845	-845
Intrabudgetary Transactions	-207	.....	-207	357	.....	357	213	.....	213
Offsetting Governmental Receipts	.....	1,020	-1,020	.....	13,050	-13,050	.....	12,764	-12,764
<b>Total--Department of Homeland Security</b>	<b>9,216</b>	<b>1,194</b>	<b>8,022</b>	<b>104,798</b>	<b>15,767</b>	<b>89,032</b>	<b>96,551</b>	<b>15,686</b>	<b>80,865</b>
<b>Department of Housing and Urban Development:</b>									
Public and Indian Housing Programs:									
Tenant Based Rental Assistance	2,768	.....	2,768	29,559	.....	29,559	26,361	.....	26,361
Housing Certificate Fund	21	.....	21	24	.....	24	10	.....	10
Public Housing Capital Fund	139	.....	139	1,086	.....	1,086	1,471	.....	1,471
Public Housing Operating Fund	642	.....	642	7,108	.....	7,108	6,238	.....	6,238
Revitalization of Severely Distressed Public Housing (Hope VI)									
Native American Housing Block Grant	110	.....	110	1,042	.....	1,042	884	.....	884
Other	29	.....	29	254	.....	254	193	.....	193
<b>Total--Public and Indian Housing Programs</b>	<b>3,710</b>	<b>.....</b>	<b>3,710</b>	<b>39,076</b>	<b>.....</b>	<b>39,076</b>	<b>35,160</b>	<b>.....</b>	<b>35,160</b>
Community Planning and Development:									
Housing Opportunities for Persons with AIDS	53	.....	53	417	.....	417	395	.....	395
Community Development Fund	855	.....	855	8,774	.....	8,774	7,515	.....	7,515
Home Investment Partnership Program	102	.....	102	1,017	.....	1,017	867	.....	867
Neighborhood Stabilization Program	3	.....	3	8	.....	8	12	.....	12
Homeless Assistance Grants	322	.....	322	3,642	.....	3,642	4,189	.....	4,189
Other	41	.....	41	391	.....	391	295	.....	295
<b>Total--Community Planning and Development</b>	<b>1,376</b>	<b>.....</b>	<b>1,376</b>	<b>14,250</b>	<b>.....</b>	<b>14,250</b>	<b>13,274</b>	<b>.....</b>	<b>13,274</b>
Housing Programs:									
Credit Accounts:									
FHA-Mutual Mortgage Insurance Fund, Program Account	12	.....	12	1,963	.....	1,963	1,267	.....	1,267
FHA-Mutual Mortgage Insurance Capital Reserve Account	-278	.....	-278	-13,526	.....	-13,526	-29,157	.....	-29,157
FHA-Mutual Mortgage and Cooperative Housing Insurance Fund, Liquidating Account	(**)	(**)	(**)	2	3	-1	5	7	-2
FHA-General and Special Risk Fund, Program Account	.....	.....	.....	694	.....	694	639	.....	639
FHA-General and Special Risk Fund, Liquidating Account	4	5	(**)	82	153	-71	97	293	-196
Housing for the Elderly or Handicapped Fund, Liquidating Account	(**)	6	-6	2	102	-100	3	119	-116

**Table 5. Outlays of the U.S. Government, September 2023 and Other Periods - Continued**

[\$ millions]

Classification	This Month			Current Fiscal Year to Date			Prior Fiscal Year to Date		
	Gross Outlays	Applicable Receipts	Outlays	Gross Outlays	Applicable Receipts	Outlays	Gross Outlays	Applicable Receipts	Outlays
<b>Department of Housing and Urban Development: - Continued</b>									
HUD Project-Based Rental Assistance	1,258	.....	1,258	14,535	.....	14,535	13,905	.....	13,905
Housing for the Elderly	90	.....	90	880	.....	880	793	.....	793
Housing for Persons with Disabilities	21	.....	21	224	.....	224	221	.....	221
Other Assisted Housing Programs	3	.....	3	42	.....	42	50	.....	50
Other	6	2	4	58	23	35	49	23	27
<b>Total--Housing Programs</b>	<b>1,116</b>	<b>13</b>	<b>1,103</b>	<b>4,955</b>	<b>282</b>	<b>4,673</b>	<b>-12,129</b>	<b>442</b>	<b>-12,570</b>
Government National Mortgage Association:									
Guarantees of Mortgage-Backed Securities	-1,565	1	-1,566	-2,893	6	-2,899	-3,658	1	-3,659
Management and Administration	182	.....	182	2,115	.....	2,115	2,009	.....	2,009
Other	67	.....	67	370	.....	370	233	.....	233
Proprietary Receipts from the Public:									
FHA-General and Special Risk Fund	.....	33	-33	.....	1,929	-1,929	.....	4,292	-4,292
Other	.....	(**)	(**)	.....	443	-443	.....	825	-825
Intrabudgetary Transactions	-1	.....	-1	-5	.....	-5	-5	.....	-5
Offsetting Governmental Receipts	.....	1	-1	.....	14	-14	.....	18	-18
<b>Total--Department of Housing and Urban Development</b>	<b>4,886</b>	<b>48</b>	<b>4,839</b>	<b>57,868</b>	<b>2,674</b>	<b>55,194</b>	<b>34,885</b>	<b>5,578</b>	<b>29,307</b>
<b>Department of the Interior:</b>									
Land and Minerals Management:									
Bureau of Land Management:									
Management of Lands and Resources	181	.....	181	1,333	.....	1,333	1,281	.....	1,281
Other	18	5	13	387	72	315	382	61	321
Bureau of Ocean Energy Management	19	.....	19	175	.....	175	152	.....	152
Office of Surface Mining Reclamation and Enforcement	760	.....	760	1,466	.....	1,466	1,162	.....	1,162
<b>Total--Land and Minerals Management</b>	<b>978</b>	<b>5</b>	<b>973</b>	<b>3,361</b>	<b>72</b>	<b>3,289</b>	<b>2,977</b>	<b>61</b>	<b>2,916</b>
Water and Science:									
Bureau of Reclamation:									
Water and Related Resources	200	.....	200	1,850	.....	1,850	1,205	.....	1,205
Other	30	12	18	547	220	327	542	187	355
Central Utah Project	1	.....	1	29	.....	29	72	.....	72
United States Geological Survey	109	.....	109	1,467	.....	1,467	1,277	.....	1,277
<b>Total--Water and Science</b>	<b>340</b>	<b>12</b>	<b>328</b>	<b>3,893</b>	<b>220</b>	<b>3,673</b>	<b>3,096</b>	<b>187</b>	<b>2,909</b>
Fish and Wildlife and Parks:									
United States Fish and Wildlife Service	288	.....	288	3,520	.....	3,520	3,285	.....	3,285
National Park Service	432	(**)	432	4,133	1	4,131	3,775	1	3,774
<b>Total--Fish and Wildlife and Parks</b>	<b>721</b>	<b>(**)</b>	<b>720</b>	<b>7,653</b>	<b>1</b>	<b>7,652</b>	<b>7,059</b>	<b>1</b>	<b>7,058</b>
Indian Affairs:									
Bureau of Indian Affairs and Bureau of Indian Education	276	(**)	276	3,019	(**)	3,019	3,989	(**)	3,989
<b>Total--Indian Affairs</b>	<b>276</b>	<b>(**)</b>	<b>276</b>	<b>3,019</b>	<b>(**)</b>	<b>3,019</b>	<b>3,989</b>	<b>(**)</b>	<b>3,989</b>
Departmental Offices:									
Mineral Leasing and Associated Payments	263	.....	263	4,266	.....	4,266	3,974	.....	3,974
Other	22	.....	22	825	.....	825	575	.....	575
Insular Affairs	308	.....	308	600	.....	600	613	.....	613
Office of the Special Trustee for American Indians	9	.....	9	114	.....	114	111	.....	111
Department-Wide Programs	-204	.....	-204	2,586	.....	2,586	2,114	.....	2,114
<b>Total--Departmental Offices</b>	<b>398</b>	<b>.....</b>	<b>398</b>	<b>8,391</b>	<b>.....</b>	<b>8,391</b>	<b>7,387</b>	<b>.....</b>	<b>7,387</b>
Other	447	.....	447	3,908	.....	3,908	2,661	.....	2,661
Proprietary Receipts from the Public	.....	1,205	-1,205	.....	13,044	-13,044	.....	12,720	-12,720
Intrabudgetary Transactions	-85	.....	-85	-1,020	4	-1,023	-282	(**)	-283
<b>Total--Department of the Interior</b>	<b>3,075</b>	<b>1,222</b>	<b>1,853</b>	<b>29,206</b>	<b>13,342</b>	<b>15,865</b>	<b>26,886</b>	<b>12,970</b>	<b>13,916</b>
<b>Department of Justice:</b>									
General Administration	-28	.....	-28	1,227	.....	1,227	1,157	.....	1,157
Legal Activities and U.S. Marshals:									
General Legal Activities	222	.....	222	5,560	.....	5,560	2,467	.....	2,467
United States Attorneys	220	.....	220	2,551	.....	2,551	2,367	.....	2,367
United States Marshals Service	154	.....	154	1,640	.....	1,640	1,526	.....	1,526
Assets Forfeiture Fund	130	.....	130	1,467	.....	1,467	1,595	.....	1,595
Other	272	.....	272	2,876	.....	2,876	2,772	.....	2,772
Federal Bureau of Investigation	990	.....	990	10,737	.....	10,737	10,276	.....	10,276
Drug Enforcement Administration	335	.....	335	3,061	.....	3,061	2,978	.....	2,978
Bureau of Alcohol, Tobacco, Firearms, and Explosives	152	.....	152	1,587	.....	1,587	1,479	.....	1,479
Federal Prison System	807	37	770	8,830	453	8,376	7,929	391	7,538
Office of Justice Programs:									



**Table 5. Outlays of the U.S. Government, September 2023 and Other Periods - Continued**

[\$ millions]

Classification	This Month			Current Fiscal Year to Date			Prior Fiscal Year to Date		
	Gross Outlays	Applicable Receipts	Outlays	Gross Outlays	Applicable Receipts	Outlays	Gross Outlays	Applicable Receipts	Outlays
<b>Department of Justice: - Continued</b>									
State and Local Law Enforcement Assistance	244	.....	244	1,973	.....	1,973	1,537	.....	1,537
Community Oriented Policing Services	24	.....	24	339	.....	339	222	.....	222
Crime Victims Fund	145	.....	145	2,232	.....	2,232	2,581	.....	2,581
Other	119	.....	119	1,130	.....	1,130	1,019	.....	1,019
Other	49	.....	49	779	.....	779	830	.....	830
Proprietary Receipts from the Public	.....	113	-113	.....	280	-280	.....	152	-152
Intrabudgetary Transactions	358	.....	358	-130	.....	-130	181	.....	181
Offsetting Governmental Receipts	.....	55	-55	.....	796	-796	.....	770	-770
<b>Total--Department of Justice</b>	<b>4,195</b>	<b>205</b>	<b>3,989</b>	<b>45,856</b>	<b>1,529</b>	<b>44,327</b>	<b>40,917</b>	<b>1,314</b>	<b>39,603</b>
<b>Department of Labor:</b>									
Employment and Training Administration:									
Training and Employment Services	316	.....	316	3,658	.....	3,658	3,507	.....	3,507
Office of Job Corps	143	.....	143	1,772	.....	1,772	1,631	.....	1,631
Community Service Employment for Older Americans	36	.....	36	390	.....	390	387	.....	387
Federal Unemployment Benefits and Allowances	14	.....	14	184	.....	184	237	.....	237
Federal Additional Unemployment Compensation Program-Recovery Act	8	.....	8	-459	.....	-459	3,612	.....	3,612
State Unemployment Insurance and Employment Service Operations	152	.....	152	353	.....	353	985	.....	985
Payments to the Unemployment Trust Fund	-717	.....	-717	-392	.....	-392	-15,733	.....	-15,733
Program Administration	15	.....	15	124	.....	124	127	.....	127
Unemployment Trust Fund:									
Federal-State Unemployment Insurance:									
State Unemployment Benefits	2,378	.....	2,378	30,181	.....	30,181	26,715	.....	26,715
State Administrative Expenses	130	.....	130	4,054	.....	4,054	4,829	.....	4,829
Federal Administrative Expenses	28	.....	28	534	.....	534	523	.....	523
Other	505	.....	505	632	.....	632	918	.....	918
<b>Total--Unemployment Trust Fund</b>	<b>3,040</b>	<b>.....</b>	<b>3,040</b>	<b>35,401</b>	<b>.....</b>	<b>35,401</b>	<b>32,985</b>	<b>.....</b>	<b>32,985</b>
Other	617	.....	617	525	.....	525	16,617	.....	16,617
<b>Total--Employment and Training Administration</b>	<b>3,623</b>	<b>.....</b>	<b>3,623</b>	<b>41,556</b>	<b>.....</b>	<b>41,556</b>	<b>44,354</b>	<b>.....</b>	<b>44,354</b>
Pension Benefit Guaranty Corporation	1,490	3,799	-2,309	52,611	12,448	40,163	14,726	12,247	2,479
Office of Workers' Compensation Programs:									
Special Benefits	311	.....	311	780	.....	780	441	.....	441
Energy Employees Occupational Illness Compensation Fund	202	.....	202	2,173	.....	2,173	1,816	.....	1,816
Special Benefits for Disabled Coal Miners	3	.....	3	43	.....	43	48	.....	48
Black Lung Disability Trust Fund	162	.....	162	335	.....	335	295	.....	295
Other	31	.....	31	354	.....	354	361	.....	361
Wage and Hour Division	26	.....	26	311	.....	311	305	.....	305
Occupational Safety and Health Administration	54	.....	54	664	.....	664	635	.....	635
Mine Safety and Health Administration	46	.....	46	397	.....	397	384	.....	384
Bureau of Labor Statistics	59	.....	59	603	.....	603	596	.....	596
Departmental Management	40	.....	40	622	.....	622	425	.....	425
Other	52	.....	52	406	.....	406	398	.....	398
Proprietary Receipts from the Public	.....	443	-443	.....	461	-461	.....	673	-673
Intrabudgetary Transactions	100	.....	100	-415	.....	-415	-128	.....	-128
<b>Total--Department of Labor</b>	<b>6,200</b>	<b>4,242</b>	<b>1,958</b>	<b>100,439</b>	<b>12,909</b>	<b>87,530</b>	<b>64,657</b>	<b>12,920</b>	<b>51,737</b>
<b>Department of State:</b>									
Administration of Foreign Affairs:									
Diplomatic and Consular Programs	1,116	.....	1,116	10,271	.....	10,271	9,655	.....	9,655
Educational and Cultural Exchange Programs	96	.....	96	872	.....	872	748	.....	748
Embassy Security, Construction, and Maintenance	366	.....	366	1,864	.....	1,864	1,751	.....	1,751
Payment to Foreign Service Retirement and Disability Fund	382	.....	382	541	.....	541	500	.....	500
Foreign Service Retirement and Disability Fund	97	.....	97	1,145	.....	1,145	1,063	.....	1,063
Other	395	.....	395	4,954	.....	4,954	4,089	.....	4,089
<b>Total--Administration of Foreign Affairs</b>	<b>2,451</b>	<b>.....</b>	<b>2,451</b>	<b>19,647</b>	<b>.....</b>	<b>19,647</b>	<b>17,807</b>	<b>.....</b>	<b>17,807</b>
International Organizations and Conferences	1,019	.....	1,019	2,926	.....	2,926	3,172	.....	3,172
Global Health and Child Survival	1,792	.....	1,792	8,603	.....	8,603	9,999	.....	9,999
Migration and Refugee Assistance	1,027	.....	1,027	5,496	.....	5,496	5,430	.....	5,430
International Narcotics Control and Law Enforcement	226	.....	226	1,388	.....	1,388	1,330	.....	1,330
Andean Counterdrug Programs	.....	.....	.....	(**)	.....	(**)	.....	.....	.....
Other	115	.....	115	911	.....	911	776	.....	776
Proprietary Receipts from the Public	.....	411	-411	.....	5,517	-5,517	.....	4,345	-4,345
Intrabudgetary Transactions	-431	.....	-431	-458	.....	-458	-938	.....	-938
<b>Total--Department of State</b>	<b>6,200</b>	<b>411</b>	<b>5,789</b>	<b>38,513</b>	<b>5,517</b>	<b>32,997</b>	<b>37,575</b>	<b>4,345</b>	<b>33,231</b>

**Table 5. Outlays of the U.S. Government, September 2023 and Other Periods - Continued**

[\$ millions]

Classification	This Month			Current Fiscal Year to Date			Prior Fiscal Year to Date		
	Gross Outlays	Applicable Receipts	Outlays	Gross Outlays	Applicable Receipts	Outlays	Gross Outlays	Applicable Receipts	Outlays
<b>Department of Transportation:</b>									
Office of the Secretary	764	.....	764	2,230	.....	2,230	2,324	.....	2,324
Federal Aviation Administration:									
Operations	420	.....	420	1,921	.....	1,921	3,927	.....	3,927
Airport and Airway Trust Fund:									
Grants-In-Aid for Airports	473	.....	473	4,496	.....	4,496	5,743	.....	5,743
Facilities and Equipment	354	.....	354	3,082	.....	3,082	3,054	.....	3,054
Research, Engineering, and Development	23	.....	23	222	.....	222	197	.....	197
Trust Fund Share of FAA Operations	594	.....	594	9,994	.....	9,994	7,434	.....	7,434
Total--Airport and Airway Trust Fund	1,444	.....	1,444	17,794	.....	17,794	16,429	.....	16,429
Other	288	-4	292	4,178	69	4,109	2,746	31	2,715
Total--Federal Aviation Administration	2,152	-4	2,156	23,893	69	23,824	23,102	31	23,071
Federal Highway Administration:									
Highway Trust Fund:									
Federal-Aid Highways	6,176	.....	6,176	48,088	.....	48,088	44,131	.....	44,131
Other	(**)	.....	(**)	7	.....	7	34	.....	34
Other Programs	683	.....	683	5,923	.....	5,923	123,974	.....	123,974
Total--Federal Highway Administration	6,860	.....	6,860	54,018	.....	54,018	168,138	.....	168,138
Federal Motor Carrier Safety Administration	70	.....	70	862	.....	862	703	.....	703
National Highway Traffic Safety Administration	116	.....	116	1,250	.....	1,250	1,113	.....	1,113
Federal Railroad Administration:									
Capital and Debt Service Grants to the National Railroad Passenger Corporation									
	.....	.....	.....	(**)	.....	(**)	(**)	.....	(**)
Other	111	.....	111	3,751	.....	3,751	2,760	.....	2,760
Total--Federal Railroad Administration	111	.....	111	3,751	.....	3,751	2,760	.....	2,760
Federal Transit Administration:									
Formula Grants	(**)	.....	(**)	(**)	.....	(**)	2	.....	2
Capital Investment Grants	686	.....	686	2,337	.....	2,337	1,695	.....	1,695
Transit Formula Grants	1,391	.....	1,391	9,965	.....	9,965	7,206	.....	7,206
Other	1,131	.....	1,131	11,295	.....	11,295	25,173	.....	25,173
Total--Federal Transit Administration	3,207	.....	3,207	23,598	.....	23,598	34,077	.....	34,077
Maritime Administration	134	1	133	1,056	7	1,049	745	6	739
Other	-6	(**)	-7	413	40	373	374	39	335
Proprietary Receipts from the Public	.....	473	-473	.....	1,012	-1,012	.....	1,363	-1,363
Intrabudgetary Transactions:									
Payment from the General Fund, Highway Trust Fund									
	.....	.....	.....	.....	.....	.....	-118,000	.....	-118,000
Other	(**)	.....	(**)	-3	.....	-3	-12	.....	-12
Offsetting Governmental Receipts	.....	(**)	(**)	.....	153	-153	.....	156	-156
<b>Total--Department of Transportation</b>	<b>13,408</b>	<b>471</b>	<b>12,937</b>	<b>111,068</b>	<b>1,282</b>	<b>109,786</b>	<b>115,325</b>	<b>1,595</b>	<b>113,729</b>
<b>Department of the Treasury:</b>									
Departmental Offices:									
Exchange Stabilization Fund	.....	138	-138	5	1,206	-1,201	56	181	-125
Housing and Economic Recovery Programs	.....	.....	.....	1	.....	1	1	.....	1
Troubled Asset Relief Program	.....	.....	.....	115	.....	115	222	.....	222
ESF - Economic Stabilization Program	261	.....	261	2,023	.....	2,023	99	.....	99
Air Carrier Worker Support	2	.....	2	2	.....	2	26	.....	26
Coronavirus Relief Fund	(**)	.....	(**)	954	.....	954	105,929	.....	105,929
Emergency Capital Investment Program	1,239	.....	1,239	1,585	.....	1,585	8,415	.....	8,415
Emergency Rental Assistance	-122	.....	-122	2,873	.....	2,873	9,500	.....	9,500
Transportation Services	6	.....	6	-10	.....	-10	688	.....	688
Other	209	.....	209	4,206	.....	4,206	11,936	.....	11,936
Bureau of the Fiscal Service:									
Payment to the Resolution Funding Corporation									
	.....	.....	.....	920	.....	920	920	.....	920
Financial Agent Services	114	.....	114	1,151	.....	1,151	1,023	.....	1,023
Interest Paid to Credit Financing Accounts	11,883	.....	11,883	11,883	.....	11,883	12,733	.....	12,733
Claims, Judgements, and Relief Acts	102	.....	102	2,011	.....	2,011	2,757	.....	2,757
Other	233	(**)	233	4,801	2	4,799	2,610	1	2,608
Total--Bureau of the Fiscal Service	12,332	(**)	12,332	20,765	2	20,764	20,042	1	20,041
Federal Financing Bank	1,378	.....	1,378	-233	.....	-233	-225	.....	-225
Alcohol and Tobacco Tax and Trade Bureau:									
Salaries and Expenses	14	.....	14	138	.....	138	127	.....	127
Internal Revenue Collections for Puerto Rico	24	.....	24	362	.....	362	414	.....	414

**Table 5. Outlays of the U.S. Government, September 2023 and Other Periods - Continued**

[\$ millions]

Classification	This Month			Current Fiscal Year to Date			Prior Fiscal Year to Date		
	Gross Outlays	Applicable Receipts	Outlays	Gross Outlays	Applicable Receipts	Outlays	Gross Outlays	Applicable Receipts	Outlays
<b>Department of the Treasury: - Continued</b>									
Bureau of Engraving and Printing	23	.....	23	61	.....	61	-39	.....	-39
United States Mint	405	387	18	5,193	5,123	70	5,043	5,061	-18
Internal Revenue Service:									
Taxpayer Services	319	.....	319	3,809	.....	3,809	3,169	.....	3,169
Enforcement	431	.....	431	5,322	.....	5,322	5,182	.....	5,182
Operations Support	410	.....	410	5,234	.....	5,234	5,000	.....	5,000
Build America Bond Payments, Recovery Act	218	.....	218	2,470	.....	2,470	2,251	.....	2,251
Refundable Premium Tax Credits and Cost Sharing Reductions	10,203	.....	10,203	82,597	.....	82,597	79,464	.....	79,464
Payment Where Earned Income Credit Exceeds Liability for Tax	424	.....	424	55,468	.....	55,468	64,282	.....	64,282
Payment Where Child Tax Credit Exceeds Liability for Tax	279	.....	279	28,768	.....	28,768	131,435	.....	131,435
Payment Where American Opportunity Tax Credit Exceeds Liability for Tax	27	.....	27	2,612	.....	2,612	3,797	.....	3,797
Refunding Internal Revenue Collections, Interest	309	.....	309	10,229	.....	10,229	3,540	.....	3,540
Other	1,388	.....	388	58,457	2	58,455	54,003	2	54,001
Total--Internal Revenue Service	13,008	.....	13,008	254,966	2	254,964	352,123	2	352,121
Comptroller of the Currency	93	560	-467	1,146	1,172	-26	1,108	1,230	-123
Interest on the Public Debt:									
Interest on Treasury Debt Securities (Gross):									
Public Issues (Accrual Basis)	64,177	.....	64,177	666,170	.....	666,170	489,248	.....	489,248
Special Issues (Cash Basis)	7,293	.....	7,293	213,137	.....	213,137	228,363	.....	228,363
Total--Interest on Treasury Debt Securities (Gross)	71,470	.....	71,470	879,307	.....	879,307	717,611	.....	717,611
Total--Interest on the Public Debt	71,470	.....	71,470	879,307	.....	879,307	717,611	.....	717,611
Other	23	(**)	23	167	(**)	166	143	.....	143
Proprietary Receipts from the Public	.....	46,880	-46,880	.....	52,652	-52,652	.....	59,792	-59,792
Intrabudgetary Transactions	-3,607	.....	-3,607	-6,517	.....	-6,517	-4,730	.....	-4,730
<b>Total--Department of the Treasury</b>	<b>96,760</b>	<b>47,967</b>	<b>48,793</b>	<b>1,167,106</b>	<b>60,156</b>	<b>1,106,950</b>	<b>1,228,490</b>	<b>66,268</b>	<b>1,162,222</b>
<b>Department of Veterans Affairs:</b>									
Joint DOD-VA Medical Facility Demonstration Fund	66	.....	66	588	.....	588	531	.....	531
Veterans Health Administration:									
Veterans Choice Fund, Veterans Health Administration	(**)	.....	(**)	-32	.....	-32	8	.....	8
Medical Services	10,801	.....	10,801	101,368	.....	101,368	87,344	.....	87,344
Medical Support and Compliance	1,136	.....	1,136	9,162	.....	9,162	8,528	.....	8,528
Medical Facilities	873	.....	873	7,201	.....	7,201	6,875	.....	6,875
Other	275	31	244	6,956	382	6,574	8,534	341	8,192
Benefits Programs:									
Public Enterprise Funds:									
Housing Accounts	(**)	(**)	(**)	(**)	5	-4	(**)	4	-5
Other	60	76	-15	827	1,460	-633	833	1,399	-566
Compensation and Pensions	25,882	.....	25,882	151,207	.....	151,207	139,732	.....	139,732
Readjustment Benefits	1,941	.....	1,941	12,446	.....	12,446	11,862	.....	11,862
Veterans Housing Benefit Program Fund	51	.....	51	998	.....	998	2,122	.....	2,122
Insurance Funds:									
National Service Life	24	.....	24	305	.....	305	453	.....	453
Veterans Special Life	13	1	12	142	35	107	192	43	149
Other	312	5	306	837	22	815	150	.....	150
Total--Benefits Programs	28,285	82	28,203	166,762	1,521	165,242	155,343	1,446	153,898
Departmental Administration:									
Construction	1,051	.....	1,051	2,350	.....	2,350	1,344	.....	1,344
Information Technology Systems	447	.....	447	5,394	.....	5,394	5,429	.....	5,429
General Operating Expenses	-349	.....	-349	3,606	.....	3,606	3,484	(**)	3,484
Other	770	.....	770	4,459	.....	4,459	2,960	.....	2,960
Proprietary Receipts from the Public:									
National Service Life	.....	-7	7	.....	18	-18	.....	25	-25
Other	.....	352	-352	.....	4,858	-4,858	.....	4,633	-4,633
Intrabudgetary Transactions	-19	.....	-19	-10	.....	-10	-67	.....	-67
<b>Total--Department of Veterans Affairs</b>	<b>43,335</b>	<b>458</b>	<b>42,877</b>	<b>307,805</b>	<b>6,779</b>	<b>301,026</b>	<b>280,312</b>	<b>6,445</b>	<b>273,867</b>
<b>Corps of Engineers:</b>									
Construction	-1,150	.....	-1,150	1,824	.....	1,824	2,731	.....	2,731
Operation and Maintenance	149	.....	149	3,333	.....	3,333	2,516	.....	2,516
Flood Control and Coastal Emergencies	-121	.....	-121	405	.....	405	429	.....	429

**Table 5. Outlays of the U.S. Government, September 2023 and Other Periods - Continued**

[\$ millions]

Classification	This Month			Current Fiscal Year to Date			Prior Fiscal Year to Date		
	Gross Outlays	Applicable Receipts	Outlays	Gross Outlays	Applicable Receipts	Outlays	Gross Outlays	Applicable Receipts	Outlays
<b>Corps of Engineers: - Continued</b>									
Harbor Maintenance Trust Fund	397	.....	397	1,297	.....	1,297	1,746	.....	1,746
Rivers and Harbors Contributed Funds	54	.....	54	427	.....	427	474	.....	474
Other	-90	.....	-90	1,579	.....	1,579	1,746	.....	1,746
Proprietary Receipts from the Public	.....	68	-68	.....	1,060	-1,060	.....	1,465	-1,465
Intrabudgetary Transactions	(**)	.....	(**)	(**)	.....	(**)	(**)	.....	(**)
<b>Total--Corps of Engineers</b>	<b>-761</b>	<b>68</b>	<b>-829</b>	<b>8,866</b>	<b>1,060</b>	<b>7,806</b>	<b>9,641</b>	<b>1,465</b>	<b>8,176</b>
<b>Other Defense Civil Programs:</b>									
Military Retirement:									
Payment to Military Retirement Fund	.....	.....	.....	120,438	.....	120,438	114,463	.....	114,463
Military Retirement Fund	12,142	.....	12,142	74,680	.....	74,680	71,532	.....	71,532
Retiree Health Care:									
Payment to Department of Defense Medicare-Eligible Retiree Health Care Fund	.....	.....	.....	9,981	.....	9,981	7,503	.....	7,503
Department of Defense Medicare-Eligible Retiree Health Care Fund	719	.....	719	11,568	.....	11,568	11,175	.....	11,175
Educational Benefits	10	.....	10	159	.....	159	151	.....	151
Other	34	.....	34	408	.....	408	326	.....	326
Proprietary Receipts from the Public	.....	2	-2	.....	26	-26	.....	40	-40
Intrabudgetary Transactions	-717	.....	-717	-148,279	.....	-148,279	-148,239	.....	-148,239
<b>Total--Other Defense Civil Programs</b>	<b>12,188</b>	<b>2</b>	<b>12,186</b>	<b>68,954</b>	<b>26</b>	<b>68,928</b>	<b>56,910</b>	<b>40</b>	<b>56,870</b>
<b>Environmental Protection Agency:</b>									
Science and Technology	68	.....	68	748	.....	748	749	.....	749
Environmental Programs and Management	345	.....	345	2,948	.....	2,948	2,901	.....	2,901
State and Tribal Assistance Grants	566	.....	566	7,069	.....	7,069	4,268	.....	4,268
Payment to the Hazardous Substance Superfund	.....	.....	.....	1,218	.....	1,218	4,676	.....	4,676
Hazardous Substance Superfund	171	.....	171	1,657	.....	1,657	1,384	.....	1,384
Other	50	2	48	581	66	515	397	57	340
Proprietary Receipts from the Public	.....	11	-11	.....	309	-309	.....	337	-337
Intrabudgetary Transactions	-16	.....	-16	-1,229	.....	-1,229	-4,675	.....	-4,675
Offsetting Governmental Receipts	.....	2	-2	.....	32	-32	.....	26	-26
<b>Total--Environmental Protection Agency</b>	<b>1,184</b>	<b>15</b>	<b>1,169</b>	<b>12,992</b>	<b>406</b>	<b>12,586</b>	<b>9,700</b>	<b>421</b>	<b>9,279</b>
<b>Executive Office of the President:</b>									
The White House	9	.....	9	71	.....	71	71	.....	71
Office of Management and Budget	16	.....	16	125	.....	125	109	.....	109
Unanticipated Needs	4	.....	4	53	.....	53	42	.....	42
Other	27	.....	27	310	.....	310	253	.....	253
Proprietary Receipts from the Public	.....	(**)	(**)	.....	(**)	(**)	.....	(**)	(**)
Intrabudgetary Transactions	-1	.....	-1	-15	.....	-15	-17	.....	-17
<b>Total--Executive Office of the President</b>	<b>54</b>	<b>(**)</b>	<b>54</b>	<b>543</b>	<b>(**)</b>	<b>543</b>	<b>458</b>	<b>(**)</b>	<b>458</b>
<b>General Services Administration:</b>									
Real Property Activities	-100	.....	-100	-831	.....	-831	-981	.....	-981
Supply and Technology Activities	-358	.....	-358	-68	.....	-68	-281	.....	-281
General Activities	32	.....	32	307	.....	307	285	.....	285
Proprietary Receipts from the Public	.....	-20	20	.....	93	-93	.....	212	-212
Intrabudgetary Transactions	(**)	.....	(**)	-16	.....	-16	-14	.....	-14
<b>Total--General Services Administration</b>	<b>-427</b>	<b>-20</b>	<b>-407</b>	<b>-607</b>	<b>93</b>	<b>-700</b>	<b>-991</b>	<b>212</b>	<b>-1,202</b>
<b>International Assistance Programs:</b>									
Millennium Challenge Corporation	92	.....	92	730	.....	730	692	.....	692
International Security Assistance:									
Pakistan Counterinsurgency Capability Fund	.....	.....	.....	.....	.....	.....	-43	.....	-43
Foreign Military Financing Program	122	.....	122	6,865	.....	6,865	6,750	.....	6,750
Economic Support Fund	1,682	.....	1,682	21,070	.....	21,070	18,406	.....	18,406
Other	193	2	192	1,463	25	1,438	1,127	14	1,114
Proprietary Receipts from the Public	.....	.....	.....	.....	219	-219	.....	184	-184
<b>Total--International Security Assistance</b>	<b>1,998</b>	<b>2</b>	<b>1,996</b>	<b>29,399</b>	<b>244</b>	<b>29,155</b>	<b>26,239</b>	<b>198</b>	<b>26,042</b>
Multilateral Assistance:									
Contribution to the International Development Association	.....	.....	.....	1,430	.....	1,430	1,301	.....	1,301
Other	7	.....	7	1,319	.....	1,319	1,868	.....	1,868
<b>Total--Multilateral Assistance</b>	<b>7</b>	<b>.....</b>	<b>7</b>	<b>2,749</b>	<b>.....</b>	<b>2,749</b>	<b>3,170</b>	<b>.....</b>	<b>3,170</b>
Agency for International Development:									
Development Assistance Program	414	.....	414	3,368	.....	3,368	2,857	.....	2,857

**Table 5. Outlays of the U.S. Government, September 2023 and Other Periods - Continued**

[\$ millions]

Classification	This Month			Current Fiscal Year to Date			Prior Fiscal Year to Date		
	Gross Outlays	Applicable Receipts	Outlays	Gross Outlays	Applicable Receipts	Outlays	Gross Outlays	Applicable Receipts	Outlays
<b>International Assistance Programs: - Continued</b>									
Assistance for Europe, Eurasia and Central Asia	131	.....	131	1,083	.....	1,083	1,151	.....	1,151
International Disaster Assistance	391	.....	391	9,260	.....	9,260	5,305	.....	5,305
Operating Expenses	97	.....	97	1,667	.....	1,667	1,469	.....	1,469
Other	202	(**)	202	827	(**)	827	475	(**)	475
Proprietary Receipts from the Public	.....	12	-12	.....	722	-722	.....	895	-895
Intrabudgetary Transactions	-6	.....	-6	-7	.....	-7	-4	.....	-4
<b>Total--Agency for International Development</b>	<b>1,229</b>	<b>12</b>	<b>1,217</b>	<b>16,198</b>	<b>722</b>	<b>15,475</b>	<b>11,254</b>	<b>895</b>	<b>10,359</b>
<b>Overseas Private Investment Corporation:</b>									
Overseas Private Investment Corporation Accounts	.....	.....	.....	5	(**)	5	4	.....	4
<b>Total--Overseas Private Investment Corporation</b>	<b>.....</b>	<b>.....</b>	<b>.....</b>	<b>5</b>	<b>(**)</b>	<b>5</b>	<b>4</b>	<b>.....</b>	<b>4</b>
Peace Corps	46	(**)	46	441	-1	441	363	(**)	363
Proprietary Receipts	.....	(**)	(**)	.....	(**)	(**)	.....	(**)	(**)
International Monetary Programs	.....	.....	.....	.....	.....	.....	70	.....	70
<b>Military Sales Program:</b>									
Foreign Military Sales Trust Fund	4,805	.....	4,805	39,700	.....	39,700	34,745	.....	34,745
Other	9	8	1	194	166	28	-36	129	-165
Proprietary Receipts from the Public	.....	6,194	-6,194	.....	52,678	-52,678	.....	39,631	-39,631
Other	-148	-204	55	1,089	645	445	873	687	186
<b>Total--International Assistance Programs</b>	<b>8,037</b>	<b>6,012</b>	<b>2,025</b>	<b>90,505</b>	<b>54,455</b>	<b>36,050</b>	<b>77,374</b>	<b>41,540</b>	<b>35,834</b>
<b>National Aeronautics and Space Administration:</b>									
Science	825	.....	825	7,871	.....	7,871	7,173	.....	7,173
Aeronautics	93	.....	93	859	.....	859	882	.....	882
Exploration	947	.....	947	7,447	.....	7,447	6,488	.....	6,488
Cross Agency Support	316	.....	316	3,135	.....	3,135	2,885	.....	2,885
Space Operations	493	.....	493	4,170	.....	4,170	3,858	.....	3,858
Other	172	.....	172	1,844	.....	1,844	1,797	.....	1,797
Proprietary Receipts from the Public	.....	1	-1	.....	4	-4	.....	2	-2
Intrabudgetary Transactions	(**)	.....	(**)	-3	.....	-3	-1	.....	-1
<b>Total--National Aeronautics and Space Administration</b>	<b>2,845</b>	<b>1</b>	<b>2,844</b>	<b>25,323</b>	<b>4</b>	<b>25,319</b>	<b>23,081</b>	<b>2</b>	<b>23,079</b>
<b>National Science Foundation:</b>									
Research and Related Activities	788	.....	788	7,158	.....	7,158	6,573	.....	6,573
Education and Human Resources	148	.....	148	1,206	.....	1,206	1,000	.....	1,000
Other	71	.....	71	618	.....	618	586	.....	586
Proprietary Receipts from the Public	.....	8	-8	.....	31	-31	.....	27	-27
<b>Total--National Science Foundation</b>	<b>1,007</b>	<b>8</b>	<b>998</b>	<b>8,982</b>	<b>31</b>	<b>8,951</b>	<b>8,159</b>	<b>27</b>	<b>8,133</b>
<b>Office of Personnel Management:</b>									
Government Payment for Annuitants, Employees Health and Life Insurance Benefits	1,206	.....	1,206	14,491	.....	14,491	13,828	.....	13,828
Payment to Civil Service Retirement and Disability Fund	49,889	.....	49,889	49,889	.....	49,889	46,380	.....	46,380
Postal Service Retiree Health Benefits Fund	367	.....	367	4,352	.....	4,352	4,151	.....	4,151
Civil Service Retirement and Disability Fund	8,710	.....	8,710	104,147	.....	104,147	96,712	.....	96,712
Employees Life Insurance Fund	289	409	-120	3,821	5,326	-1,505	3,866	4,894	-1,028
Employees and Retired Employees Health Benefits Fund	5,356	5,987	-631	65,551	63,829	1,722	61,479	60,892	588
Other	29	.....	29	143	.....	143	271	.....	271
Proprietary Receipts from the Public	.....	2	-2	.....	5	-5	.....	1	-1
<b>Intrabudgetary Transactions:</b>									
Postal Service Contributions	-2	.....	-2	-795	.....	-795	-909	.....	-909
<b>Civil Service Retirement and Disability Fund:</b>									
General Fund Contributions	-49,889	.....	-49,889	-49,889	.....	-49,889	-46,380	.....	-46,380
Other	-4	.....	-4	-43	.....	-43	-39	.....	-39
<b>Total--Office of Personnel Management</b>	<b>15,950</b>	<b>6,397</b>	<b>9,553</b>	<b>191,668</b>	<b>69,161</b>	<b>122,508</b>	<b>179,359</b>	<b>65,787</b>	<b>113,572</b>
<b>Small Business Administration:</b>									
Salaries and Expenses	141	.....	141	242	.....	242	822	1	822
Business Loans Program	2	(**)	2	350	2	348	9,902	1	9,901
Disaster Loans Program	28	(**)	28	29,928	(**)	29,928	17,134	(**)	17,134
Other	50	3	46	549	27	522	7,330	22	7,308
Proprietary Receipts from the Public	.....	15	-15	.....	4,967	-4,967	.....	11,966	-11,966
Intrabudgetary Transactions	3	.....	3	-1	.....	-1	1	.....	1
<b>Total--Small Business Administration</b>	<b>224</b>	<b>19</b>	<b>205</b>	<b>31,067</b>	<b>4,996</b>	<b>26,072</b>	<b>35,190</b>	<b>11,990</b>	<b>23,199</b>
<b>Social Security Administration:</b>									
Payments to Social Security Trust Funds	27	.....	27	50,801	.....	50,801	48,514	.....	48,514
Supplemental Security Income Program	10,520	.....	10,520	64,588	.....	64,588	65,708	.....	65,708



**Table 5. Outlays of the U.S. Government, September 2023 and Other Periods - Continued**

[\$ millions]

Classification	This Month			Current Fiscal Year to Date			Prior Fiscal Year to Date		
	Gross Outlays	Applicable Receipts	Outlays	Gross Outlays	Applicable Receipts	Outlays	Gross Outlays	Applicable Receipts	Outlays
<b>Social Security Administration: - Continued</b>									
Federal Old-Age and Survivors Insurance Trust Fund (Off-Budget):									
Benefit Payments	102,771	.....	102,771	1,192,149	.....	1,192,149	1,063,897	.....	1,063,897
Administrative Expenses	277	.....	277	4,279	.....	4,279	4,068	.....	4,068
Payment to Railroad Retirement Account	.....	.....	.....	5,576	.....	5,576	5,316	.....	5,316
Total--Federal Old-Age and Survivors Insurance Trust Fund (Off-Budget)	103,048	.....	103,048	1,202,005	.....	1,202,005	1,073,280	.....	1,073,280
Federal Disability Insurance Trust Fund (Off-Budget):									
Benefit Payments	12,658	.....	12,658	149,667	.....	149,667	142,485	.....	142,485
Administrative Expenses	293	.....	293	2,792	.....	2,792	2,751	.....	2,751
Payment to Railroad Retirement Account	.....	.....	.....	60	.....	60	156	.....	156
Total--Federal Disability Insurance Trust Fund (Off-Budget)	12,951	.....	12,951	152,519	.....	152,519	145,392	.....	145,392
Other	16	.....	16	166	.....	166	185	.....	185
Proprietary Receipts from the Public:									
On-Budget	.....	355	-355	.....	2,744	-2,744	.....	2,492	-2,492
Off-Budget	.....	3	-3	.....	25	-25	.....	21	-21
Intrabudgetary Transactions:									
Off-Budget <sup>3</sup>	-26	.....	-26	-50,981	.....	-50,981	-48,511	.....	-48,511
<b>Total--Social Security Administration</b>	<b>126,535</b>	<b>358</b>	<b>126,177</b>	<b>1,419,097</b>	<b>2,769</b>	<b>1,416,328</b>	<b>1,284,568</b>	<b>2,513</b>	<b>1,282,056</b>
Independent Agencies									
United States Agency for Global Media	116	(**)	116	894	(**)	894	851	(**)	851
Bureau of Consumer Financial Protection	70	.....	70	765	(**)	765	685	(**)	685
Corporation for National and Community Service	110	(**)	110	1,012	1	1,011	1,077	209	868
Corporation for Public Broadcasting	.....	.....	.....	535	.....	535	485	.....	485
District of Columbia:									
Courts	37	.....	37	326	(**)	326	339	(**)	339
General and Special Payments	49	(**)	49	705	90	615	701	84	616
Equal Employment Opportunity Commission	54	(**)	54	450	4	446	425	2	423
Export-Import Bank of the United States	2	.....	2	256	429	-173	393	225	168
Federal Communications Commission:									
Universal Service Fund	714	.....	714	8,241	.....	8,241	7,821	.....	7,821
Other	667	11	657	9,714	30	9,684	7,415	40	7,375
Federal Deposit Insurance Corporation:									
Deposit Insurance Fund	46,636	.....	46,636	91,709	.....	91,709	-9,347	.....	-9,347
FSLIC Resolution Fund	(**)	4	-4	(**)	43	-43	(**)	8	-7
Office of Inspector General	47	.....	47	47	.....	47	45	.....	45
Total--Federal Deposit Insurance Corporation	46,683	4	46,679	91,757	43	91,713	-9,301	8	-9,309
Federal Drug Control Programs	23	.....	23	413	.....	413	406	.....	406
Federal Housing Finance Agency	37	.....	37	360	.....	360	333	.....	333
Institute of Museum and Library Services	33	.....	33	344	(**)	344	357	(**)	357
Intelligence Community Management Account	43	.....	43	560	.....	560	595	.....	595
Legal Services Corporation	.....	.....	.....	580	.....	580	529	.....	529
National Archives and Records Administration	48	1	47	447	16	431	415	16	399
National Credit Union Administration	91	95	-4	1,385	1,869	-484	1,353	3,447	-2,094
National Endowment for the Arts	21	(**)	21	231	1	230	233	2	231
National Endowment for the Humanities	25	(**)	25	249	(**)	249	216	(**)	215
National Labor Relations Board	33	(**)	33	286	(**)	285	281	1	281
Nuclear Regulatory Commission	98	126	-28	898	774	124	881	739	142
Postal Service:									
Off-Budget:									
Public Enterprise Funds	8,360	6,283	2,077	109,909	104,771	5,138	101,873	102,570	-698
Other	1	.....	1	272	.....	272	282	.....	282
Other	.....	.....	.....	50	.....	50	3,053	.....	3,053
Railroad Retirement Board:									
Federal Windfall Subsidy	1	.....	1	8	.....	8	10	.....	10
Federal Payments to the Railroad Retirement Accounts	1	.....	1	886	.....	886	941	.....	941
Railroad Unemployment Insurance Trust Fund:									
Benefit Payments	6	.....	6	61	.....	61	93	.....	93
Transfer To Administrative Funds	2	.....	2	20	.....	20	21	.....	21
Other	(**)	.....	(**)	(**)	.....	(**)	(**)	.....	(**)
Rail Industry Pension Fund:									

**Table 5. Outlays of the U.S. Government, September 2023 and Other Periods - Continued**

[\$ millions]

Classification	This Month			Current Fiscal Year to Date			Prior Fiscal Year to Date		
	Gross Outlays	Applicable Receipts	Outlays	Gross Outlays	Applicable Receipts	Outlays	Gross Outlays	Applicable Receipts	Outlays
Independent Agencies - Continued	.....	.....	.....	.....	.....	.....	.....	.....	.....
Benefit Payments	478	.....	478	5,720	.....	5,720	5,637	.....	5,637
Advances from FOASDI Fund	.....	.....	.....	.....	.....	.....	(**)	.....	(**)
OASDI Certifications	(**)	.....	(**)	-3	.....	-3	-1	.....	-1
Transfer to Administrative Funds	8	.....	8	100	.....	100	92	.....	92
Other	(**)	.....	(**)	(**)	.....	(**)	(**)	.....	(**)
National Railroad Retirement Investment Trust:									
Administrative Expenses	5	.....	5	57	.....	57	69	.....	69
Transfers to the Railroad Retirement Trust Funds from the National Railroad Retirement Investment Trust	186	.....	186	1,415	.....	1,415	1,964	.....	1,964
Railroad Social Security Equivalent Benefit Account:									
Benefit Payments	700	.....	700	8,382	.....	8,382	7,882	.....	7,882
Transfer To Administrative Funds	2	.....	2	22	.....	22	24	.....	24
Other	7	.....	7	-6	.....	-6	-1	.....	-1
Proprietary Receipts from the Public	.....	-401	401	.....	1,936	-1,936	.....	-2,342	2,342
Intrabudgetary Transactions:									
Payments from Other Funds to the Railroad Retirement Trust Funds	.....	.....	.....	-5,636	.....	-5,636	-5,471	.....	-5,471
Other	-186	.....	-186	-2,303	.....	-2,303	-2,904	.....	-2,904
<b>Total--Railroad Retirement Board</b>	<b>1,209</b>	<b>-401</b>	<b>1,610</b>	<b>8,722</b>	<b>1,936</b>	<b>6,787</b>	<b>8,354</b>	<b>-2,342</b>	<b>10,696</b>
Securities and Exchange Commission	-804	1	-805	299	1	298	775	(**)	775
Smithsonian Institution	134	(**)	134	1,399	(**)	1,399	1,271	(**)	1,271
Tennessee Valley Authority	4,145	4,237	-92	39,484	39,300	183	40,078	40,290	-212
Other	259	25	234	4,068	1,083	2,985	4,206	1,259	2,947
<b>Total--Independent Agencies</b>	<b>62,259</b>	<b>10,382</b>	<b>51,877</b>	<b>284,612</b>	<b>150,350</b>	<b>134,262</b>	<b>176,381</b>	<b>146,552</b>	<b>29,829</b>
<b>Undistributed Offsetting Receipts:</b>									
Other Interest	-1	.....	-1	-7	1	-8	-1	.....	-1
Employer Share, Employee Retirement:									
Department of Health and Human Services:									
Federal Hospital Insurance Trust Fund:									
Federal Employer Contributions	-395	.....	-395	-4,595	.....	-4,595	-4,462	.....	-4,462
Postal Service Employer Contributions	-66	.....	-66	-727	.....	-727	-627	.....	-627
Department of State:									
Foreign Service Retirement and Disability Fund	-33	.....	-33	-415	.....	-415	-396	.....	-396
Other Defense Civil Programs:									
Military Retirement Fund	-1,561	.....	-1,561	-37,973	.....	-37,973	-36,579	.....	-36,579
Department of Defense Medicare-Eligible Retiree Health Care Fund	.....	.....	.....	-10,033	.....	-10,033	-9,609	.....	-9,609
Office of Personnel Management:									
Civil Service Retirement and Disability Fund	-5,625	.....	-5,625	-49,564	.....	-49,564	-47,119	.....	-47,119
Social Security Administration:									
Federal Old-Age and Survivors Insurance Trust Fund:									
Federal Employer Contributions	-1,634	.....	-1,634	-18,533	.....	-18,533	-17,806	.....	-17,806
Federal Disability Insurance Trust Fund:									
Federal Employer Contributions	-278	.....	-278	-3,146	.....	-3,146	-3,023	.....	-3,023
Other	-4	.....	-4	-6	.....	-6	-8	.....	-8
<b>Total--Employer Share, Employee Retirement</b>	<b>-9,595</b>	<b>.....</b>	<b>-9,595</b>	<b>-124,992</b>	<b>.....</b>	<b>-124,992</b>	<b>-119,628</b>	<b>.....</b>	<b>-119,628</b>
Interest Received by Trust Funds:									
Judicial Branch:									
Judicial Survivors Annuity Fund	-1	.....	-1	-31	.....	-31	-27	.....	-27
Department of Health and Human Services:									
Federal Hospital Insurance Trust Fund	-108	.....	-108	-5,350	.....	-5,350	-3,090	.....	-3,090
Federal Supplementary Medical Insurance Trust Fund	-103	.....	-103	-4,403	.....	-4,403	-3,234	.....	-3,234
Department of Homeland Security:									
Oil Spill Liability Trust Fund	-13	.....	-13	-235	.....	-235	-100	.....	-100
Other	-1	.....	-1	-24	.....	-24	-21	.....	-21
Department of Labor:									
Unemployment Trust Fund	-18	.....	-18	-1,359	.....	-1,359	-1,008	.....	-1,008
Department of State:									
Foreign Service Retirement and Disability Fund	(**)	.....	(**)	-513	.....	-513	-456	.....	-456
Department of Transportation:									
Airport and Airway Trust Fund	-9	.....	-9	-256	.....	-256	-173	.....	-173
Department of Veterans Affairs:									
National Service Life Insurance Fund	(**)	.....	(**)	-27	.....	-27	-40	.....	-40
United States Government Life Insurance Fund	(**)	.....	(**)	(**)	.....	(**)	(**)	.....	(**)
Corps of Engineers	-28	.....	-28	-352	.....	-352	-70	.....	-70
Other Defense Civil Programs:									

**Table 5. Outlays of the U.S. Government, September 2023 and Other Periods - Continued**

[\$ millions]

Classification	This Month			Current Fiscal Year to Date			Prior Fiscal Year to Date		
	Gross Outlays	Applicable Receipts	Outlays	Gross Outlays	Applicable Receipts	Outlays	Gross Outlays	Applicable Receipts	Outlays
<b>Undistributed Offsetting Receipts: - Continued</b>									
Military Retirement Fund	-2,567	.....	-2,567	-59,711	.....	-59,711	-84,276	.....	-84,276
Educational Benefits Fund	-1	.....	-1	-26	.....	-26	-52	.....	-52
Armed Forces Retirement Home	-1	.....	-1	-7	.....	-7	-1	.....	-1
Environmental Protection Agency	-11	.....	-11	-341	.....	-341	-111	.....	-111
Office of Personnel Management:									
Civil Service Retirement and Disability Fund	-23	.....	-23	-23,886	.....	-23,886	-22,326	.....	-22,326
Social Security Administration:									
Federal Old-Age and Survivors Insurance Trust Fund	-823	.....	-823	-63,267	.....	-63,267	-65,080	.....	-65,080
Federal Disability Insurance Trust Fund	-29	.....	-29	-3,240	.....	-3,240	-2,658	.....	-2,658
Independent Agencies:									
Railroad Retirement Board	-10	.....	-10	-40	.....	-40	-36	.....	-36
Other	-2	.....	-2	-35	.....	-35	-13	.....	-13
Other	-529	.....	-529	-6,042	.....	-6,042	-1,195	.....	-1,195
Total--Interest Received by Trust Funds	-4,277	.....	-4,277	-169,144	.....	-169,144	-183,967	.....	-183,967
Rents and Royalties on the Outer Continental Shelf Lands	.....	222	-222	.....	6,934	-6,934	.....	11,831	-11,831
Spectrum Auction Proceeds	.....	.....	.....	.....	.....	.....	-81,089	.....	-81,089
Spectrum Relocation Activities	.....	.....	.....	.....	.....	.....	.....	22,418	-22,418
<b>Total--Undistributed Offsetting Receipts</b>	<b>-13,873</b>	<b>222</b>	<b>-14,095</b>	<b>-294,143</b>	<b>6,935</b>	<b>-301,078</b>	<b>-384,685</b>	<b>34,249</b>	<b>-418,934</b>
<b>Total Outlays</b>	<b>739,137</b>	<b>100,682</b>	<b>638,455</b>	<b>7,096,690</b>	<b>962,258</b>	<b>6,134,432</b>	<b>6,992,097</b>	<b>720,497</b>	<b>6,271,600</b>
<b>Total On-Budget</b>	<b>617,568</b>	<b>94,396</b>	<b>523,172</b>	<b>5,771,152</b>	<b>857,462</b>	<b>4,913,690</b>	<b>5,808,349</b>	<b>617,906</b>	<b>5,190,443</b>
<b>Total Off-Budget</b>	<b>121,569</b>	<b>6,286</b>	<b>115,283</b>	<b>1,325,538</b>	<b>104,796</b>	<b>1,220,742</b>	<b>1,183,748</b>	<b>102,591</b>	<b>1,081,157</b>
<b>Total Surplus (+) or Deficit (-)</b>			<b>-170,982</b>			<b>-1,695,148</b>			<b>-1,375,481</b>
<b>Total On-Budget</b>			<b>-152,627</b>			<b>-1,668,162</b>			<b>-1,360,299</b>
<b>Total Off-Budget</b>			<b>-18,355</b>			<b>-26,986</b>			<b>-15,182</b>

**MEMORANDUM**

Receipts Offset Against Outlays (In Millions)

	Current Fiscal Year to Date	Comparable Period Prior Fiscal Year
Proprietary Receipts	687,298	450,153
Intrabudgetary Transactions	1,048,342	1,159,176
Governmental Receipts	14,856	95,598
<b>Total Receipts Offset Against Outlays</b>	<b>1,750,496</b>	<b>1,704,927</b>

- 1 Includes \$39 million for Economic Impact Payments to individuals and families.
- 2 Includes \$1.97 billion for Economic Impact Payments to individuals and families.
- 3 Includes FICA and SECA tax credits, non-contributory military service credits, special benefits for the aged and credit for the unnegotiated OASI benefit

checks.  
 Note: Details may not add to totals due to rounding.  
 ... No Transactions  
 (\*\*\*) Less than absolute value of \$500,000



**Table 6. Means of Financing the Deficit or Disposition of Surplus by the U.S. Government, September 2023 and Other Periods**

[\$ millions]

Assets and Liabilities Directly Related to Budget Off-Budget Activity	Net Transactions (-) denotes net reduct on of either ab ty or asset accounts			Account Balances Current F sca Year		
	This Month	Fiscal Year to Date		Beginning of		Close of This Month
		This Year	Prior Year	This Year	This Month	
<b>Liability Accounts:</b>						
Borrowing from the Public:						
Treasury Securities, Issued Under General Financing Authorities:						
Debt Held by the Public	286,092	2,030,950	2,016,292	24,299,192	26,044,050	26,330,142
Intragovernmental Holdings	-32,907	207,473	483,701	6,629,719	6,870,099	6,837,192
Total Treasury Securities Outstanding	253,185	2,238,422	2,499,993	30,928,912	32,914,149	33,167,334
Plus Premium on Treasury Securities	-584	-500	1,316	66,191	66,275	65,691
Less Discount on Treasury Securities	388	87,692	48,065	176,902	264,206	264,594
Total Treasury Securities Net of Premium and Discount	252,213	2,150,231	2,453,244	30,818,200	32,716,218	32,968,431
Agency Securities, Issued Under Special Financing Authorities (See Schedule B; for Other Agency Borrowing, See Schedule C)						
Total Federal Securities	-86	215	-149	19,353	19,654	19,568
	252,127	2,150,446	2,453,095	30,837,552	32,735,872	32,987,998
Deduct:						
Federal Securities Held as Investments of Government Accounts (See Schedule D)						
Less Discount on Federal Securities Held as Investments of Government Accounts	-32,413	209,130	485,666	6,608,706	6,850,248	6,817,835
Net Federal Securities Held as Investments of Government Accounts	-608	41,353	2,387	27,988	69,948	69,341
	-31,805	167,777	483,279	6,580,718	6,780,300	6,748,494
Total Borrowing from the Public	283,932	1,982,669	1,969,815	24,256,835	25,955,572	26,239,504
Accrued Interest Payable to the Public	34,992	35,497	12,035	81,249	81,754	116,746
Allocations of Special Drawing Rights	-1,718	4,032	-14,816	147,009	152,759	151,041
Uninvested Balances, Deposit Funds	3,220	3,130	-236,468	27,438	27,348	30,568
Miscellaneous Liability Accounts (Includes Checks Outstanding Etc.)	-1,844	-1,816	1,294	31,176	31,203	29,359
<b>Total Liability Accounts</b>	<b>318,581</b>	<b>2,023,512</b>	<b>1,731,860</b>	<b>24,543,707</b>	<b>26,248,637</b>	<b>26,567,218</b>
<b>Asset Accounts (Deduct)</b>						
Cash and Monetary Assets:						
U.S. Treasury Operating Cash:						
Federal Reserve Account <sup>1</sup>	115,046	20,896	420,834	635,994	541,843	656,889
Balance	115,046	20,896	420,834	635,994	541,843	656,889
Special Drawing Rights:						
Total Holdings	-1,844	8,883	-10,699	153,175	163,901	162,058
SDR Certificates Issued to Federal Reserve Banks	.....	.....	.....	-5,200	-5,200	-5,200
Balance	-1,844	8,883	-10,699	147,975	158,701	156,858
Reserve Position on the U.S. Quota in the IMF:						
U.S. Subscription to International Monetary Fund:						
Direct Quota Payments	.....	.....	.....	111,629	111,629	111,629
Maintenance of Value Adjustments	-1,242	2,913	-10,706	-5,406	-1,252	-2,494
Letter of Credit Issued to IMF	233	-174	7,095	-78,191	-78,598	-78,365
Dollar Deposits with the IMF	-18	-51	56	-319	-352	-370
Receivable/Payable (-) for Interim Maintenance of Value Adjustments	878	-2,051	2,145	3,621	692	1,570
Balance	-148	636	-1,409	31,334	32,119	31,970
Loans to International Monetary Fund	.....	.....	-12	921	921	921
Other Cash and Monetary Assets	60	1,538	-456	25,816	27,294	27,354
Total Cash and Monetary Assets	113,114	31,953	408,257	842,039	760,879	873,993
Non-Federal Securities of the National Railroad Retirement Investment Trust						
Net Activity, Guaranteed Loan Financing (See Schedule E)	-603	546	-4,163	23,923	25,072	24,469
Net Activity, Direct Loan Financing (See Schedule E)	2,645	37,225	205,174	45,427	80,007	82,652
Miscellaneous Asset Accounts	32,097	259,169	-256,071	1,338,931	1,566,003	1,598,100
	347	-1,485	3,757	3,167	1,336	1,682
<b>Total Asset Accounts</b>	<b>147,599</b>	<b>327,408</b>	<b>356,955</b>	<b>2,253,488</b>	<b>2,433,297</b>	<b>2,580,896</b>
<b>Excess of Liabilities (+) or Assets (-)</b>	<b>170,982</b>	<b>1,696,104</b>	<b>1,374,905</b>	<b>22,290,219</b>	<b>23,815,340</b>	<b>23,986,322</b>
Transactions Not Applied to Current Year's Surplus or Deficit (See Schedule A for Details)						
	.....	-955	576	.....	-955	-955
<b>Total Budget and Off-Budget Federal Entities (Financing of Deficit (+) or Disposition of Surplus (-))</b>	<b>170,982</b>	<b>1,695,148</b>	<b>1,375,481</b>	<b>22,290,219</b>	<b>23,814,385</b>	<b>23,985,367</b>

1 Major sources of information used to determine Treasury's operating cash balance include Federal Reserve Banks, Treasury Regional Finance Centers, Internal Revenue Service Centers, various electronic systems, and information on the Public Debt. Information is presented on a modified cash basis. Deposits are

reflected as received and withdrawals are reflected as processed.

Note: Details may not add to totals due to rounding.

... No Transactions

**Table 6. Schedule A-Analysis of Change in Excess of Liabilities of the U.S. Government, September 2023 and Other Periods**

[\$ millions]

Classification	This Month	Fiscal Year to Date	
		This Year	Prior Year
<b>Excess of Liabilities Beginning of Period:</b>			
Based on Composition of Unified Budget in Preceding Period	23,815,340	22,290,219	20,778,901
Adjustments During Current Fiscal Year for Changes in Composition of Unified Budget:			
Revisions by Federal Agencies to the Prior Budget Results	.....	.....	136,413
Excess of Liabilities Beginning of Period (Current Basis)	23,815,340	22,290,219	20,915,313
<b>Budget Surplus (-) or Deficit:</b>			
Based on Composition of Unified Budget in Prior Fiscal Year	170,982	1,695,148	1,375,481
Total Surplus (-) or Deficit (Table 2)	170,982	1,695,148	1,375,481
Total-On-Budget (Table 2)	152,627	1,668,162	1,360,299
Total-Off-Budget (Table 2)	18,355	26,986	15,182
<b>Transactions Not Applied to Current Year's Surplus or Deficit:</b>			
Seigniorage	.....	.....	-420
Premium/Discount on Buyback of U.S. Treasury Securities	.....	-2	-4
Reclassification of Aged Unreconciled Accounts	.....	958	.....
Other	.....	.....	-152
Total-Transactions Not Applied to Current Year's Surplus or Deficit	.....	955	-576
<b>Excess of Liabilities Close of Period</b>	<b>23,986,322</b>	<b>23,986,322</b>	<b>22,290,219</b>

Note: Details may not add to totals due to rounding.

... No Transactions

**Table 6. Schedule B-Securities Issued by Federal Agencies Under Special Financing Authorities, September 2023 and Other Periods**

[\$ millions]

Classification	Net Transactions (-) decrease of liability accounts			Account Balances Current Fiscal Year		
	This Month	Fiscal Year to Date		Beginning of		Close of This Month
		This Year	Prior Year	This Year	This Month	
<b>Agency Securities, Issued Under Special Financing Authorities:</b>						
Obligations Guaranteed by the United States, Issued By:						
Department of Housing and Urban Development:						
Federal Housing Administration	.....	.....	.....	19	19	19
Obligations Not Guaranteed by the United States, Issued By:						
Legislative Branch:						
Architect of the Capitol	(**)	-15	-14	31	16	16
Independent Agencies:						
Federal Communications Commission	.....	.....	.....	(**)	(**)	(**)
National Archives and Records Administration	.....	.....	.....	(**)	(**)	(**)
Tennessee Valley Authority	-86	230	-135	19,303	19,619	19,533
<b>Total Agency Securities</b>	<b>-86</b>	<b>215</b>	<b>-149</b>	<b>19,353</b>	<b>19,654</b>	<b>19,568</b>

Note: Details may not add to totals due to rounding.

(\*\*) Less than absolute value of \$500,000

... No Transactions

**Table 6. Schedule C (Memorandum)-Federal Agency Borrowing Financed Through the Issue of Treasury Securities, September 2023 and Other Periods**

[\$ millions]

Classification	Transactions			Account Balances Current Fiscal Year		
	This Month	Fiscal Year to Date		Beginning of		Close of This Month
		This Year	Prior Year	This Year	This Month	
<b>Borrowing from the US Treasury:</b>						
Department of Agriculture:						
Farm Service Agency:						
Commodity Credit Corporation	3,103	3,783	181	13,775	14,455	17,558
Agricultural Credit Insurance Fund	2	975	858	17,396	18,369	18,371
Farm Storage Facility Loans	118	188	141	1,601	1,672	1,789
Apple Loans Fund	.....	.....	(**)	.....	.....	.....
Emergency Boll Weevil Loan Fund	(**)	(**)	(**)	(**)	(**)	.....
Rural Housing Service:						
Rural Housing Insurance	221	582	1,508	19,465	19,825	20,046
Rural Community Facility Loans Fund	33	35	524	12,320	12,322	12,355
Multifamily Housing Revitalization Loan Account	.....	.....	-533	.....	.....	.....
Rural Business - Cooperative Service:						
Rural Business and Industry Loan	7	-20	-18	70	43	50
Rural Development Loan Fund	1	-9	-18	272	262	263
Rural Economic Development Loan Fund	.....	40	-14	217	257	257
Renewable Energy Guaranteed Loan Account	4	6	1	2	4	8
Rural Microenterprise Investment Loans	(**)	(**)	-2	40	40	40
Biorefinery Assistance Loan Account	.....	186	-5	.....	186	186
Rural Utilities Service:						
Rural Water and Waste Disposal Fund	.....	-149	264	14,774	14,625	14,625
Rural Electrification and Telecommunications Fund	463	1,398	427	6,528	7,464	7,926
Rural Telephone Bank	.....	-3	-13	60	57	57
Distance Learning and Telemedicine Program	21	2	42	556	538	559
Foreign Agricultural Service	.....	-40	-51	266	226	226
Department of Commerce:						
National Oceanic and Atmospheric Administration:						
Fisheries Finance	-30	-16	-15	372	386	356
Department of Defense--Military Programs:						
Family Housing Improvement Loans	-37	41	-3	1,598	1,676	1,639
Defense Agencies	(**)	271	.....	.....	271	271
Department of Education:						
College Housing and Academic Facilities Loans	-3	-3	-4	5	5	2
Historically Black College and University Capital Financing Fund	.....	17	-192	65	82	82
Federal Direct Student Loans	2,432	289,444	-307,916	847,911	1,134,923	1,137,355
Teach Grant Loans	(**)	40	-97	541	581	581
Temporary Student Loan Purchase Authority	262	3,308	-9,555	20,359	23,406	23,668
Federal Family Education Loans	-13,764	-9,293	1,458	36,195	40,666	26,902
Department of Energy:						
Bonneville Power Administration Fund	-227	105	50	5,679	6,011	5,784
Western Area Power Administration - Recovery Act	.....	.....	.....	76	76	76
Advanced Technology Vehicles Manufacturing Loans	.....	.....	-582	.....	.....	.....
Title 17 Innovative Technology Loans	-107	-35	6	688	759	653
Department of Health and Human Services:						
Consumer Operated and Oriented Plan	-81	-81	32	401	401	320
Consumer Operated and Oriented Plan Program Contingency Fund	-10	-10	8	108	108	98
Department of Homeland Security:						
National Flood Insurance Fund	.....	.....	.....	20,525	20,525	20,525
Disaster Assistance Loan Fund	-6	-4	-85	8	10	4
Department of Housing and Urban Development:						
Public and Indian Housing Programs:						
Low-Rent Public Housing - Loans and Other Expenses	.....	27	(**)	1	28	28
Native Hawaiian Housing Loans	.....	2	2	3	4	4
Housing Programs:						
Emergency Homeowners' Relief Fund	.....	1	.....	2	3	3
Federal Housing Administration	-2,598	13,403	27,292	93,564	109,565	106,967
Home Ownership Preservation Equity Fund	(**)	3	1	6	9	10
Green Retrofit Program for Multifamily Housing-Recovery Act	75	83	-1	9	17	92
Department of the Interior:						
Bureau of Indian Affairs and Bureau of Indian Education	(**)	(**)	-1	(**)	(**)	(**)

**Table 6. Schedule C (Memorandum)-Federal Agency Borrowing Financed Through the Issue of Treasury Securities, September 2023 and Other Periods - Continued**

Classification	Transactions			Account Balances Current Fiscal Year		
	This Month	Fiscal Year to Date		Beginning of		Close of This Month
		This Year	Prior Year	This Year	This Month	
<b>Borrowing from the US Treasury: - Continued</b>						
Bureau of Reclamation Loan Fund	-1	-1	-1	25	25	24
Assistance to American Samoa Loan Fund	-1	(**)	-1	7	7	6
Department of Labor:						
Black Lung Disability Trust Fund	42	42	130	4,751	4,751	4,793
Department of State:						
Repatriation Loans	(**)	2	-1	3	6	5
Department of Transportation:						
Federal Highway Administration:						
Transportation Infrastructure Finance and Innovation Fund	-137	5,422	933	14,837	20,395	20,258
Federal Railroad Administration:						
Railroad Rehabilitation and Improvement Loan Fund	-47	725	391	1,140	1,912	1,865
Other	.....	.....	.....	(**)	(**)	(**)
Maritime Administration:						
Maritime Guaranteed Loan (Title XI) Fund	(**)	(**)	-12	89	89	89
Maritime Guaranteed Loan (Title XI) FFB Financing Account	.....	8	.....	.....	8	8
Department of the Treasury:						
Departmental Offices:						
Community Development Financial Institutions Fund	5	3	5	105	103	108
Temporary Credit and Liquidity Program	.....	-105	-233	1,097	992	992
Troubled Asset Relief Program	-1	-4	-13	4	1	.....
Small Business Lending Financing Fund	.....	-1	-1	34	33	33
ESF - Economic Stabilization Program	-1,969	-4,542	-4,520	19,478	16,905	14,936
Federal Financing Bank Revolving Fund	51,715	56,878	2,946	73,447	78,610	130,324
Department of Veterans Affairs:						
Veterans Housing Benefit Program Fund	-76	9	-10	462	547	471
Native American Veteran Housing Fund	-5	-1	6	93	97	92
Vocational Rehabilitation Loan Fund	-1	(**)	(**)	1	1	(**)
Environmental Protection Agency:						
Water Infrastructure Finance and Innovation Loan Program	198	1,396	810	1,557	2,755	2,953
International Assistance Programs:						
International Security Assistance:						
Foreign Military Loan Program	.....	-479	-631	982	504	504
Military Debt Reduction	1	1	1	39	39	40
Agency for International Development:						
Development Credit Authority Loan Fund	(**)	83	.....	.....	83	83
United States International Development Finance Corporation	-1,470	1,533	1,241	8,965	11,967	10,498
Small Business Administration:						
Business Loan Fund	-146	86	-168	2,289	2,521	2,374
Disaster Loan Fund	-34,666	-28,567	100,315	360,513	366,612	331,946
Independent Agencies:						
Export-Import Bank of the United States	-697	-697	-1,030	13,501	13,501	12,804
Presidio Trust	87	87	37	98	98	185
Railroad Retirement Board:						
Social Security Equivalent Benefit Account	461	209	-150	4,417	4,166	4,627
Smithsonian Institution:						
John F. Kennedy Center Parking Facilities	.....	.....	.....	20	20	20
Other:						
Borrowing from the US Treasury - Other	.....	1	(**)	(**)	1	1
<b>Total Borrowing from the US Treasury</b>	<b>3,170</b>	<b>336,363</b>	<b>-186,262</b>	<b>1,623,412</b>	<b>1,956,605</b>	<b>1,959,775</b>
<b>Borrowing from the Federal Financing Bank:</b>						
Department of Agriculture:						
Rural Utilities Service:						
Rural Electrification and Telecommunications Fund	815	2,735	3,072	51,814	53,734	54,548
Department of Education:						
Historically Black College and University Capital Financing Fund	13	99	109	269	356	369
Department of Energy:						
Advanced Technology Vehicles Manufacturing Loans	.....	1,066	-437	.....	1,066	1,066
Title 17 Innovative Technology Loans	34	154	44	15,219	15,339	15,373
Department of Health and Human Services:						
Health Maintenance Organization Loan and Loan Guarantee Fund	.....	.....	.....	(**)	(**)	(**)

**Table 6. Schedule C (Memorandum)-Federal Agency Borrowing Financed Through the Issue of Treasury Securities, September 2023 and Other Periods - Continued**

[\$ millions]

Classification	Transactions			Account Balances Current Fiscal Year		
	This Month	Fiscal Year to Date		Beginning of		Close of This Month
		This Year	Prior Year	This Year	This Month	
<b>Borrowing from the Federal Financing Bank: - Continued</b>						
Department of Housing and Urban Development:						
Housing Programs:						
Federal Housing Administration	-3	84	86	2,716	2,803	2,800
Department of Transportation:						
Maritime Administration:						
Maritime Guaranteed Loan (Title XI) FFB Financing Account	-4	-16	38	349	337	333
Department of the Treasury:						
Departmental Offices:						
Community Development Financial Institutions Fund	3	93	-59	1,149	1,240	1,242
Department of Veterans Affairs:						
Guaranteed Transitional Housing Loans for Homeless Veterans	.....	(**)	(**)	4	4	4
Independent Agencies:						
FDIC (acting in its capacity as Receiver) <sup>1</sup>	50,000	50,000	.....	.....	.....	50,000
Postal Service	858	3,000	-1,000	10,000	12,142	13,000
<b>Total Borrowing from the Federal Financing Bank</b>	<b>51,715</b>	<b>57,214</b>	<b>1,853</b>	<b>81,521</b>	<b>87,020</b>	<b>138,735</b>

1 Reflects a Federal Financing Bank transaction with the FDIC, acting in its capacity as receiver for the First Republic Bank, in exchange for cash flows from the Purchase Money Note issued to the FDIC Receivership by JP Morgan Chase Bank, N.A

Note: Details may not add to totals due to rounding.

Note: This table includes lending by the Federal Financing Bank accomplished by the purchase of agency financial assets, by the acquisition of agency debt

securities, and by direct loans on behalf of an agency. The Federal Financing Bank borrows from Treasury and issues its own securities and in turn may loan these funds to agencies in lieu of agencies borrowing directly through Treasury

or issuing their own securities.

... No Transactions

(\*\*) Less than absolute value of \$500,000

**Table 6. Schedule D-Investments of Federal Government Accounts in Federal Securities, September 2023 and Other Periods**  
 [\$ millions]

Classification	Net Purchases or Sales (-)			Securities Held Investments Current Fiscal Year		
	This Month	Fiscal Year to Date		Beginning of		Close of This Month
		This Year	Prior Year	This Year	This Month	
<b>Federal Funds:</b>						
Department of Agriculture	.....	11	12	262	273	273
Department of Commerce	-2	.....	.....	.....	2	.....
<b>Department of Defense--Military Programs:</b>						
Defense Cooperation Account	(**)	1	(**)	8	8	9
Department of Energy	124	4,146	3,359	59,022	63,044	63,168
Department of Health and Human Services	-16,396	.....	.....	.....	16,396	.....
Department of Homeland Security	.....	918	1,131	2,472	3,391	3,391
<b>Department of Housing and Urban Development:</b>						
<b>Housing Programs:</b>						
Federal Housing Administration Fund	395	13,155	25,818	119,950	132,710	133,105
<b>Government National Mortgage Association:</b>						
Guarantees of Mortgage-Backed Securities	590	2,660	4,200	18,494	20,565	21,154
Department of the Interior	-5	1,936	14,425	27,231	29,173	29,168
Department of Justice	14	3,123	1	169	3,277	3,291
Department of Labor	2,940	5,533	5,300	55,641	58,234	61,174
<b>Department of State:</b>						
Foreign Service Retirement and Disability Fund	4	31	291	335	362	366
Other	.....	1	(**)	12	13	13
Department of Transportation	608	91	169	2,418	1,902	2,509
Department of the Treasury	87	-3,376	-4,200	20,542	17,079	17,166
<b>Department of Veterans Affairs:</b>						
Veterans Reopened Insurance Fund	-1	-7	-10	39	33	32
National Service Life Insurance	2	18	.....	.....	16	18
Servicemen'S Group Life Insurance Fund	.....	610	565	3,089	3,699	3,699
<b>Other Defense Civil Programs:</b>						
Uniformed Services Retiree Health Care Fund	-134	32,259	32,222	321,960	354,353	354,219
International Assistance Programs	-109	107	133	6,262	6,477	6,368
<b>Office of Personnel Management:</b>						
Postal Service Contributions	-365	-3,557	-3,242	35,607	32,415	32,050
<b>Independent Agencies:</b>						
<b>Federal Deposit Insurance Corporation:</b>						
Deposit Insurance Fund	3,317	-41,173	9,944	125,471	80,981	84,298
FSLIC Resolution Fund	4	42	7	888	927	931
Federal Housing Finance Agency	-37	21	-16	114	172	135
National Credit Union Administration	4	472	2,288	22,092	22,559	22,563
Postal Service	-1,123	1,108	-3,731	20,924	23,155	22,032
<b>Other</b>						
Treasury Securities	764	618	384	11,503	11,357	12,121
Other	-158	276	-411	1,724	2,158	2,000
<b>Total Treasury Securities</b>	<b>-9,478</b>	<b>19,025</b>	<b>88,638</b>	<b>856,229</b>	<b>884,732</b>	<b>875,254</b>
<b>Total Federal Funds</b>	<b>-9,478</b>	<b>19,025</b>	<b>88,638</b>	<b>856,229</b>	<b>884,732</b>	<b>875,254</b>
<b>Trust Funds:</b>						
<b>Legislative Branch:</b>						
Library of Congress	6	15	6	42	51	57
United States Tax Court	(**)	(**)	(**)	13	13	13
Other	(**)	-4	1	36	32	32
<b>Judicial Branch:</b>						
Judicial Retirement Funds	-14	197	185	1,795	2,006	1,992
Department of Agriculture	.....	.....	.....	6	6	6
Department of Commerce	.....	.....	-12,159	.....	.....	.....
<b>Department of Defense--Military Programs:</b>						
Voluntary Separation Incentive Fund	-6	-9	-11	51	47	42
Other	-103	-225	-174	1,632	1,510	1,407
<b>Department of Health and Human Services:</b>						
Federal Supplementary Medical Insurance Trust Fund	-33,917	-8,427	-2,713	167,964	193,454	159,537
Other	-5,748	17,117	41,447	181,699	204,564	198,815
Department of Homeland Security	76	578	990	11,050	11,551	11,627
Department of the Interior	48	-355	563	659	256	304
<b>Department of Labor:</b>						
Unemployment Trust Fund	-2,667	8,258	20,452	73,587	84,513	81,846
Other	28	12	14	60	44	72
<b>Department of State:</b>						

**Table 6. Schedule D-Investments of Federal Government Accounts in Federal Securities, September 2023 and Other Periods - Continued**

[\$ millions]

Classification	Net Purchases or Sales (-)			Securities Held Investments Current Fiscal Year		
	This Month	Fiscal Year to Date		Beginning of		Close of This Month
		This Year	Prior Year	This Year	This Month	
Trust Funds: - Continued						
Foreign Service Retirement and Disability Fund	322	374	334	20,681	20,733	21,055
Other	.....	6	-3	43	49	49
Department of Transportation:						
Airport and Airway Trust Fund	33	5,783	-5,084	10,818	16,568	16,601
Highway Trust Fund	-2,536	-11,873	115,503	127,547	118,210	115,673
Department of the Treasury	442	320	336	4,330	4,209	4,651
Department of Veterans Affairs:						
General Post Fund, National Homes	.....	24	27	116	140	140
National Service Life Insurance	-27	-263	-380	1,096	859	832
United States Government Life Insurance Fund	(**)	(**)	(**)	1	1	1
Veterans Special Life Insurance Fund	-16	-111	-148	916	820	805
Corps of Engineers	-241	1,072	232	9,684	10,996	10,755
Other Defense Civil Programs:						
Military Retirement Fund	-9,090	172,193	162,652	1,194,652	1,375,935	1,366,845
Other	-6	-35	-37	1,067	1,038	1,032
Environmental Protection Agency	28	1,827	4,526	10,611	12,410	12,438
National Aeronautics and Space Administration	(**)	(**)	(**)	16	15	15
Office of Personnel Management:						
Civil Service Retirement and Disability Fund						
Treasury Securities	48,416	24,957	85,833	1,011,679	988,220	1,036,636
Agency Securities	-1,875	.....	.....	.....	1,875	.....
Employees Life Insurance Fund	120	1,537	838	50,990	52,406	52,526
Employees and Retired Employees Health Benefits Fund	627	-1,737	-671	27,307	24,943	25,570
Social Security Administration:						
Federal Old-Age and Survivors Insurance Trust Fund	-17,850	-49,851	-32,184	2,723,601	2,691,600	2,673,749
Federal Disability Insurance Trust Fund	1,373	28,227	16,646	114,679	141,533	142,906
Independent Agencies:						
Harry S Truman Scholarship Foundation	.....	2	-13	8	10	10
Japan-United States Friendship Commission	.....	.....	.....	36	36	36
Railroad Retirement Board						
Treasury Securities	-361	158	-136	2,452	2,971	2,611
Agency Securities	.....	.....	(**)	1	1	1
Other						
Treasury Securities	3	339	153	1,552	1,889	1,891
Total Treasury Securities	-21,060	190,105	397,028	5,752,475	5,963,640	5,942,580
Total Agency Securities	-1,875	.....	(**)	1	1,876	1
Total Trust Funds	<b>-22,935</b>	<b>190,105</b>	<b>397,028</b>	<b>5,752,476</b>	<b>5,965,516</b>	<b>5,942,581</b>
Grand Total	<b>-32,413</b>	<b>209,130</b>	<b>485,666</b>	<b>6,608,706</b>	<b>6,850,248</b>	<b>6,817,835</b>

Note: Details may not add to totals due to rounding.

Note: Investments are in Treasury securities unless otherwise noted.

... No Transactions

(\*\*) Less than absolute value of \$500,000



**Table 6. Schedule E-Net Activity, Guaranteed and Direct Loan Financing, September 2023 and Other Periods**

[\$ millions]

Classification	Net Transactions (-) denotes net reduction of asset accounts			Account Balances Current Fiscal Year		
	This Month	Fiscal Year to Date		Beginning of		Close of This Month
		This Year	Prior Year	This Year	This Month	
<b>Guaranteed Loan Financing Activity:</b>						
Department of Agriculture:						
Office of the Secretary:						
Food Supply Chain and Agriculture Pandemic Response	(**)	-21	-3	-3	-24	-24
Farm Service Agency:						
Commodity Credit Corporation Export Fund	4	-85	-17	130	40	45
Agricultural Credit Insurance Fund	267	-7	-30	-178	-452	-185
Natural Resources Conservation Service:						
Agricultural Resource Conservation Demonstration Program	.....	.....	.....	(**)	(**)	(**)
Rural Housing Service:						
Rural Community Facility Loans	(**)	14	3	-15	-1	-1
Rural Housing Insurance Fund	-142	-63	1,866	2,086	2,164	2,022
Rural Business - Cooperative Service:						
Rural Business and Industry Loans	15	-24	-32	-166	-205	-190
Renewable Energy Guaranteed Loan Account	(**)	12	6	-21	-9	-10
Biorefinery Assistance Loan Account	3	151	6	-70	78	81
Rural Utilities Service:						
Rural Water and Waste Disposal Fund	(**)	(**)	(**)	-25	-25	-25
Department of Commerce:						
General Administration:						
Emergency Oil, Gas, and Steel Account	.....	.....	.....	5	5	5
Department of Defense--Military Programs	-1	7	7	-38	-31	-32
Department of Education:						
Office of Student Financial Assistance:						
Federal Family Education Loans	-2,835	-4,120	-22,972	-7,716	-9,001	-11,836
Department of Energy:						
Title 17 Innovative Technology Loans	-3	13	20	-101	-86	-89
Department of Health and Human Services:						
Health Resources and Services Administration:						
Health Center Loans	(**)	(**)	(**)	-2	-2	-2
Health Education Assistance Loans	.....	.....	.....	-70	-70	-70
Department of Housing and Urban Development:						
Public and Indian Housing Programs:						
Indian Housing Loans	-2	59	49	-92	-31	-33
Native Hawaiian Housing Loans	(**)	-1	1	(**)	(**)	(**)
Community Planning and Development:						
Community Development Loans	(**)	-1	3	-4	-5	-5
Housing Programs:						
FHA-Mutual Mortgage Insurance Loans	2,445	5,943	23,064	72,410	75,908	78,353
FHA-General and Special Risk Fund	674	4,261	2,811	7,165	10,752	11,426
Home Ownership Preservation Entity Fund	(**)	3	(**)	2	5	5
Government National Mortgage Association:						
Guarantees of Mortgage-Backed Securities	1,123	-338	1,830	7,785	6,323	7,447
Department of the Interior:						
Bureau of Indian Affairs and Bureau of Indian Education						
	-4	12	10	-68	-52	-56
Department of Transportation:						
Office of the Secretary:						
Minority Business Resource Center Fund	.....	.....	(**)	.....	.....	.....
Federal Highway Administration:						
Transportation Infrastructure Finance and Innovation Fund	.....	.....	.....	(**)	(**)	(**)
Maritime Administration:						
Maritime Guaranteed Loan (Title XI) Fund	-7	-143	-42	-93	-229	-235
Department of the Treasury:						
Departmental Offices:						
Air Transportation Stabilization Fund	.....	.....	.....	(**)	(**)	(**)
Troubled Assets Insurance Financing Fund	.....	.....	.....	(**)	(**)	(**)
Troubled Asset Relief Program	(**)	(**)	1	(**)	(**)	(**)
Department of Veterans Affairs:						
Veterans Benefits Administration:						
Veterans Housing Benefit Program Fund	-258	-191	-3,278	-11,492	-11,425	-11,683



**Table 6. Schedule E-Net Activity, Guaranteed and Direct Loan Financing, September 2023 and Other Periods - Continued**  
 [\$ millions]

Classification	Net Transactions (-) denotes net reduction of asset accounts			Account Balances Current Fiscal Year		
	This Month	Fiscal Year to Date		Beginning of		Close of This Month
		This Year	Prior Year	This Year	This Month	
<b>Guaranteed Loan Financing Activity: - Continued</b>						
International Assistance Programs:						
Agency for International Development:						
Ukraine Export Credit Insurance Fund	.....	.....	.....	-267	-267	-267
Loan Guarantees to Israel	-47	103	68	-966	-816	-863
Urban and Environmental Credit Guaranteed Loans	.....	.....	.....	-38	-38	-38
Microenterprise and Small Enterprise Development	.....	.....	.....	(**)	(**)	(**)
Development Credit Authority Loan Fund	.....	.....	.....	-99	-99	-99
Tunisia Loan Fund	-4	480	-15	-1,089	-605	-609
Overseas Private Investment Corporation	.....	.....	.....	278	278	278
United States International Development Finance Corporation	-34	-165	247	241	110	76
Microenterprise and Small Enterprise Development	.....	.....	.....	(**)	(**)	(**)
Urban and Environmental Credit	-2	-10	5	15	7	5
Small Business Administration:						
Business Loan Fund	-236	2,107	170,319	-53,773	-51,430	-51,666
Independent Agencies:						
Export-Import Bank of the United States	-239	-2,382	-2,436	-2,481	-4,624	-4,863
<b>Net Activity, Guaranteed Loan Financing</b>	<b>719</b>	<b>5,616</b>	<b>171,490</b>	<b>11,247</b>	<b>16,144</b>	<b>16,863</b>
<b>Direct Loan Financing Activity:</b>						
Department of Agriculture:						
Farm Service Agency:						
Agricultural Credit Insurance Fund	148	328	1,258	15,197	15,376	15,524
Farm Storage Facility Loans	37	184	161	1,193	1,340	1,377
Apple Loans Fund	(**)	(**)	(**)	(**)	(**)	(**)
Emergency Boll Weevil Loan Fund	(**)	(**)	(**)	(**)	(**)	.....
Rural Housing Service:						
Rural Community Facility Loans Fund	330	365	304	11,274	11,308	11,639
Rural Housing Insurance Fund	1,124	1,063	-233	15,138	15,077	16,201
Multifamily Housing Revitalization Loan Account	.....	.....	.....	524	524	524
Rural Business - Cooperative Service:						
Rural Business and Industry Loan Fund	(**)	(**)	1	(**)	(**)	(**)
Rural Development Loan Fund	7	-5	-14	245	233	240
Rural Economic Development Loan Fund	7	30	-20	165	187	195
Rural Microenterprise Investment Loans	1	1	-2	37	37	38
Rural Utilities Service:						
Rural Water and Waste Disposal Loans	416	299	23	12,810	12,693	13,109
Rural Electrification and Telecommunications Fund	1,029	3,328	3,592	54,363	56,662	57,691
Rural Telephone Bank	2	-2	-6	56	52	54
Distance Learning and Telemedicine Program	12	8	2	480	477	489
Rural Development Insurance Fund	.....	.....	.....	1,065	1,065	1,065
Foreign Agricultural Service:						
P.L. 480 Direct Loan Fund	11	-35	-51	239	193	204
International Debt Reduction	-7	-18	-14	-97	-109	-115
Department of Commerce:						
National Oceanic and Atmospheric Administration:						
Fisheries Finance	2	-35	2	361	323	325
Department of Defense--Military Programs	78	312	-4	1,592	1,827	1,905
Department of Education:						
Office of Postsecondary Education:						
College Housing and Academic Facilities Loans	(**)	-3	2	5	2	2
Historically Black College and University Capital Financing Fund	5	67	108	238	301	306
Office of Student Financial Assistance:						
Federal Direct Student Loans	10,643	241,417	-360,947	758,619	989,393	1,000,036
Teach Grant Loans	7	35	-105	491	519	527
Temporary Student Loan Purchase Authority	301	4,867	-16,492	26,959	31,525	31,826
Department of Energy:						
Advanced Technology Vehicles Manufacturing Loans	-17	625	-1,099	-94	548	531
Title 17 Innovative Technology Loans	-98	244	266	15,281	15,623	15,525
Department of Health and Human Services:						
Consumer Operated and Oriented Plan	6	-60	-5	56	-11	-5

**Table 6. Schedule E-Net Activity, Guaranteed and Direct Loan Financing, September 2023 and Other Periods - Continued**

[\$ millions]

Classification	Net Transactions (-) denotes net reduction of asset accounts			Account Balances Current Fiscal Year		
	This Month	Fiscal Year to Date		Beginning of		Close of This Month
		This Year	Prior Year	This Year	This Month	
<b>Direct Loan Financing Activity: - Continued</b>						
Consumer Operated and Oriented Plan Program Contingency Fund	5	1	-5	44	41	45
Department of Homeland Security:						
Disaster Assistance Loan Fund	-8	-15	-131	-74	-81	-89
Department of Housing and Urban Development:						
Housing Programs:						
Emergency Homeowners' Relief Fund	(**)	2	-1	(**)	2	2
FHA-Mutual Mortgage Insurance Loans	(**)	(**)	(**)	(**)	(**)	(**)
FHA-General and Special Risk Fund	-5	-69	263	2,789	2,725	2,720
Green Retrofit Program for Multifamily Housing Fund	(**)	3	-3	7	9	10
Department of the Interior:						
Bureau of Reclamation	1	-1	-1	27	24	25
Bureau of Indian Affairs and Bureau of Indian Education	(**)	(**)	-1	(**)	(**)	(**)
Assistance to American Samoa Loan Fund	(**)	(**)	-1	7	6	6
Department of State:						
Administration of Foreign Affairs:						
Repatriation Loans	3	1	-2	-3	-4	-1
Department of Transportation:						
Federal Highway Administration:						
Transportation Infrastructure Finance and Innovation Fund	479	5,450	-1,371	11,014	15,985	16,464
Tiger Tifia Loan Fund	2	(**)	-1	61	59	61
Federal Railroad Administration:						
Railroad Rehabilitation and Improvement Loan Fund	54	769	83	624	1,338	1,393
Maritime Administration:						
Maritime Guaranteed Loan (Title XI) FFB Financing Account	-5	-10	35	335	329	324
Department of the Treasury:						
Departmental Offices:						
Community Development Financial Institutions Fund	5	82	-54	1,251	1,328	1,333
GSE Mortgage-Backed Securities Purchase Program	.....	.....	.....	4,613	4,613	4,613
Temporary Credit and Liquidity Program	35	-46	-250	1,007	925	961
Troubled Asset Relief Program	-1	-3	-10	3	(**)	(**)
Small Business Lending Program	1	-1	2	32	31	32
ESF - Economic Stabilization Program	116	-4,356	-4,411	19,057	14,585	14,701
Bureau of the Fiscal Service	.....	.....	.....	(**)	(**)	(**)
Department of Veterans Affairs:						
Veterans Benefits Administration:						
Veterans Housing Benefit Program Fund	12	-11	-60	335	313	324
Native American Veteran Housing Fund	2	1	2	62	61	63
Transitional Housing Loans	(**)	(**)	(**)	-1	(**)	-1
Vocational Rehabilitation Loan Fund	(**)	(**)	(**)	(**)	(**)	(**)
Environmental Protection Agency:						
Water Infrastructure Finance and Innovation Loan Program	200	1,379	840	1,556	2,736	2,936
International Assistance Programs:						
International Security Assistance:						
Foreign Military Loan Program	14	-480	-600	957	463	477
Military Debt Reduction	1	1	1	39	39	40
Agency for International Development:						
International Debt Reduction	.....	.....	.....	-172	-172	-172
Development Credit Authority Loan Fund	1	83	.....	.....	82	83
Overseas Private Investment Corporation	.....	.....	.....	2,902	2,902	2,902
International Monetary Programs	.....	.....	.....	-278	-278	-278
United States International Development Finance Corporation	250	1,889	1,001	4,293	5,932	6,181
International Debt Reduction	-16	-93	-56	-75	-151	-168
Small Business Administration:						
Business Loan Fund	-1	-34	-2	181	148	147
Disaster Loan Fund	3,217	-45,834	103,560	343,547	294,495	297,713
Independent Agencies:						
Export-Import Bank of the United States	16	-1,462	-1,462	7,369	5,891	5,906
Federal Communications Commission:						
Spectrum Auction Loan Fund	(**)	(**)	(**)	(**)	(**)	(**)
<b>Net Activity, Direct Loan Financing</b>	<b>18,427</b>	<b>210,261</b>	<b>-275,906</b>	<b>1,317,705</b>	<b>1,509,539</b>	<b>1,527,966</b>

Note: Details may not add to totals due to rounding.

Note: Federal credit programs provide benefits to the public in the form of direct loans and loan guarantees. This table reflects cash transactions and balances of the nonbudgetary financing fund accounts that result from the disbursement of loans, collection of fees, repayment of principal, sale of collateral, interest, and subsidy received from the credit program accounts at

net present value in accordance with the Credit Reform Act of 1990. Unreimbursed costs such as administrative expenses and subsidy payments are reported on a cash basis and included within each program's budgetary totals in Table 5.

... No Transactions

(\*\*) Less than absolute value of \$500,000

**Table 7. Receipts and Outlays of the U.S. Government by Month, Fiscal Year 2023**

[\$ millions]

Classification	Oct.	Nov.	Dec.	Jan.	Feb.	March	April	May	June	July	Aug.	Sept.	Fiscal Year to Date	Comparable Period Prior F.Y.
<b>Receipts:</b>														
Individual Income Taxes	175,349	113,701	215,539	262,290	111,986	150,520	380,938	134,184	149,037	131,656	130,261	221,021	2,176,481	2,632,145
Corporation Income Taxes	14,630	2,943	87,818	20,828	2,288	11,487	80,581	13,790	71,528	14,252	4,311	95,128	419,584	424,865
<b>Social Insurance and Retirement Receipts:</b>														
Employment and General Retirement	103,735	111,795	131,685	141,684	119,678	131,292	156,569	122,082	179,016	114,295	116,898	129,419	1,558,148	1,410,735
Unemployment Insurance	3,741	3,007	530	5,968	2,591	579	6,148	17,506	968	4,101	4,016	248	49,402	66,497
Other Retirement	543	529	534	516	540	681	527	622	579	553	561	719	6,904	6,294
Excise Taxes	5,812	8,043	7,106	5,154	6,258	7,741	3,337	8,195	7,771	742	8,446	7,197	75,804	87,726
Estate and Gift Taxes	2,806	2,618	1,611	2,099	9,646	2,294	1,960	3,142	1,656	1,131	2,877	1,830	33,668	32,550
Customs Duties	8,163	7,171	6,552	6,838	6,349	6,152	6,350	6,373	6,475	6,910	6,325	6,678	80,337	99,908
Miscellaneous Receipts	3,720	2,304	3,568	1,913	2,778	2,494	2,111	1,593	1,287	2,521	9,435	5,232	38,956	135,398
<b>Total--Receipts This Year</b>	<b>318,500</b>	<b>252,111</b>	<b>454,942</b>	<b>447,288</b>	<b>262,114</b>	<b>313,240</b>	<b>638,520</b>	<b>307,487</b>	<b>418,317</b>	<b>276,161</b>	<b>283,130</b>	<b>467,473</b>	<b>4,439,284</b>	.....
<b>(On-Budget)</b>	<b>242,627</b>	<b>170,473</b>	<b>358,135</b>	<b>339,029</b>	<b>168,220</b>	<b>210,007</b>	<b>518,378</b>	<b>212,879</b>	<b>273,669</b>	<b>188,272</b>	<b>193,294</b>	<b>370,545</b>	<b>3,245,528</b>	.....
<b>(Off-Budget)</b>	<b>75,873</b>	<b>81,638</b>	<b>96,807</b>	<b>108,259</b>	<b>93,894</b>	<b>103,233</b>	<b>120,142</b>	<b>94,608</b>	<b>144,648</b>	<b>87,889</b>	<b>89,836</b>	<b>96,928</b>	<b>1,193,755</b>	.....
<i>Total--Receipts Prior Year</i>	<i>283,927</i>	<i>281,208</i>	<i>486,723</i>	<i>465,074</i>	<i>289,857</i>	<i>315,165</i>	<i>863,644</i>	<i>388,988</i>	<i>460,757</i>	<i>269,331</i>	<i>303,722</i>	<i>487,723</i>	.....	<i>4,896,119</i>
<i>(On-Budget)</i>	<i>212,635</i>	<i>204,153</i>	<i>400,594</i>	<i>365,402</i>	<i>208,785</i>	<i>225,551</i>	<i>753,822</i>	<i>303,706</i>	<i>354,444</i>	<i>189,317</i>	<i>217,544</i>	<i>394,192</i>	.....	<i>3,830,144</i>
<i>(Off-Budget)</i>	<i>71,292</i>	<i>77,055</i>	<i>86,129</i>	<i>99,672</i>	<i>81,072</i>	<i>89,615</i>	<i>109,822</i>	<i>85,282</i>	<i>106,313</i>	<i>80,014</i>	<i>86,178</i>	<i>93,531</i>	.....	<i>1,065,975</i>
<b>Outlays:</b>														
Legislative Branch	684	495	432	826	398	503	455	614	502	522	505	578	6,515	5,752
Judicial Branch	667	693	732	724	732	934	647	785	776	689	737	880	8,995	8,720
<b>Department of Agriculture:</b>														
Commodity Credit Corporation	3,058	2,084	1,683	549	-9	-109	-143	-113	-111	-31	209	251	7,318	6,647
Foreign Agricultural Service	188	198	168	247	99	218	259	249	176	199	122	102	2,225	2,636
Other	22,655	23,651	19,450	21,809	18,355	18,109	15,485	16,345	17,976	15,450	15,427	14,632	219,344	235,928
Department of Commerce	1,039	934	1,034	870	895	979	884	1,193	1,140	985	1,062	1,030	12,045	11,734
<b>Department of Defense--Military Programs:</b>														
Military Personnel	27,587	13,212	17,731	8,158	13,791	18,732	9,369	13,053	19,862	8,331	14,905	19,166	183,898	180,777
Operation and Maintenance	20,316	24,200	27,473	23,331	24,104	31,784	23,886	28,636	27,897	24,562	28,303	33,074	317,567	291,259
Procurement	8,772	15,361	14,799	7,133	9,973	13,105	9,870	11,212	15,976	10,323	11,022	14,204	141,749	136,177
Research, Development, Test, and Evaluation	14,981	3,906	11,320	6,324	8,157	13,707	10,735	8,462	10,007	9,606	11,203	13,547	121,954	107,059
Military Construction	579	1,301	846	760	737	1,073	694	1,003	831	777	1,055	688	10,344	9,726
Family Housing	94	118	126	91	101	146	104	118	107	125	179	158	1,467	1,423
Revolving and Management Funds	500	447	450	619	-430	927	-725	-662	179	-991	-142	-161	10	1,355
Other	280	-152	92	-159	-153	-94	-448	-13	-4	-67	-158	-242	-1,118	-1,149
<b>Total Department of Defense--Military Programs</b>	<b>73,110</b>	<b>58,393</b>	<b>72,836</b>	<b>46,255</b>	<b>56,280</b>	<b>79,381</b>	<b>53,486</b>	<b>61,809</b>	<b>74,856</b>	<b>52,665</b>	<b>66,367</b>	<b>80,434</b>	<b>775,872</b>	<b>726,627</b>
Department of Education	14,970	22,395	17,884	16,162	14,675	38,077	9,578	12,049	26,503	82,921	-319,588	23,265	-41,108	639,370
Department of Energy	947	1,704	2,983	2,314	3,500	3,797	3,369	3,042	3,071	2,664	2,561	4,470	34,423	22,439
<b>Department of Health and Human Services:</b>														
National Institutes of Health	3,511	4,792	3,095	3,529	3,590	4,009	3,502	3,912	4,026	3,818	4,244	4,477	46,506	40,623
<b>Centers for Medicare and Medicaid Services:</b>														
Grants to States for Medicaid	46,870	47,332	53,641	47,902	49,580	64,442	49,064	58,267	54,306	47,067	48,378	48,923	615,772	591,950
Federal Hospital Insurance Trust Fund	14,140	33,527	35,719	32,359	32,344	50,631	16,455	32,986	57,847	16,641	34,036	50,426	407,111	392,156
Federal Supplementary Medical Insurance Trust Fund	17,797	51,136	45,869	52,500	48,641	80,432	17,903	52,110	94,911	17,890	52,013	83,561	614,765	588,181
Other	43,960	36,555	44,734	46,214	36,389	39,226	53,842	40,403	43,650	39,280	39,355	46,023	509,630	495,173
Administration for Children and Families	7,274	6,736	7,771	6,764	6,825	8,080	7,353	7,656	7,382	6,954	6,980	8,970	88,744	85,701
Other	-46,062	-36,146	-54,524	-51,165	-40,908	-45,854	-60,453	-43,453	-51,737	-46,431	-44,890	-52,383	-574,006	-550,861
Department of Homeland Security	8,276	6,649	8,392	6,955	6,315	8,295	6,596	8,006	8,530	6,094	6,901	8,022	89,032	80,865
Department of Housing and Urban Development	4,902	4,662	5,354	3,919	4,981	5,356	5,719	208	5,104	4,361	5,791	4,839	55,194	29,307
Department of the Interior	1,279	1,226	1,156	1,178	1,235	1,165	639	1,363	1,822	1,542	1,406	1,853	15,865	13,916
Department of Justice	3,674	3,637	3,137	3,290	3,295	3,440	5,763	4,445	3,255	2,664	3,734	3,989	44,327	39,603
<b>Department of Labor:</b>														
Unemployment Trust Fund	2,230	2,069	2,886	3,432	3,212	3,297	2,737	3,593	2,537	3,093	3,276	3,657	36,018	49,384
Other	-3,735	2,042	2,915	38,292	711	1,984	1,470	2,040	1,328	2,844	3,320	-1,698	51,512	2,354
Department of State	2,651	2,268	4,010	1,904	1,671	1,940	2,119	3,202	2,791	2,319	2,333	5,789	32,997	33,231
<b>Department of Transportation:</b>														
Highway Trust Fund	4,218	3,865	3,556	2,522	2,600	3,156	2,786	3,959	4,670	4,787	5,801	6,176	48,095	44,164
Other	4,533	5,351	5,439	3,876	4,553	4,258	4,356	7,722	4,893	4,672	5,277	6,761	61,691	69,565
<b>Department of the Treasury:</b>														
Interest on Treasury Debt Securities (Gross)	47,574	55,019	107,412	51,078	45,565	77,578	76,029	69,650	122,497	73,297	82,136	71,470	879,307	717,611
Other	20,046	13,564	24,661	9,074	57,854	31,386	21,298	20,217	25,449	15,687	11,084	-22,677	227,644	444,611
<b>Department of Veterans Affairs:</b>														

**Table 7. Receipts and Outlays of the U.S. Government by Month, Fiscal Year 2023 - Continued**

[\$ millions]

Classification	Oct.	Nov.	Dec.	Jan.	Feb.	March	April	May	June	July	Aug.	Sept.	Fiscal Year to Date	Comparable Period Prior F.Y.
<b>Outlays: - Continued</b>														
Compensation and Pensions	771	11,149	22,583	771	12,267	24,128	767	12,639	26,427	808	13,015	25,882	151,207	139,732
National Service Life	30	29	28	31	26	26	24	-3	31	10	24	31	287	428
Other	10,607	11,328	12,316	11,070	11,858	15,766	11,314	13,092	10,443	12,012	12,762	16,963	149,531	133,706
Corps of Engineers	505	1,109	1,072	275	729	892	516	832	818	892	995	-829	7,806	8,176
Other Defense Civil Programs	-127	5,576	11,317	1,520	6,739	10,813	-1,890	5,616	11,583	573	5,022	12,186	68,928	56,870
Environmental Protection Agency	770	706	849	691	794	962	843	961	1,222	967	2,653	1,169	12,586	9,279
Executive Office of the President	42	37	40	39	40	58	41	49	44	45	54	54	543	458
General Services Administration	-284	128	64	-399	-61	365	-409	223	124	-347	303	-407	-700	-1,202
<b>International Assistance Programs:</b>														
International Security Assistance	2,038	5,501	2,057	414	6,182	3,200	484	2,916	1,890	391	2,086	1,996	29,155	26,042
Multilateral Assistance	322	260	1	2	15	419	1,283	374	58	3	4	7	2,749	3,170
Agency for International Development	1,595	998	970	1,887	866	1,110	967	2,403	1,054	1,670	739	1,217	15,475	10,359
Other	-366	-1,050	-2,745	-2,566	-932	-533	110	-337	-528	98	-1,284	-1,194	-11,329	-3,736
National Aeronautics and Space Administration	1,715	2,109	3,008	1,642	1,607	2,368	1,800	2,083	2,084	1,754	2,304	2,844	25,319	23,079
National Science Foundation	691	653	625	595	680	692	629	661	843	829	1,055	998	8,951	8,133
Office of Personnel Management	10,103	10,110	9,536	10,876	9,689	9,867	10,883	10,477	10,310	10,435	10,670	9,553	122,508	113,572
Small Business Administration	290	157	107	208	158	221	23,902	178	118	214	314	205	26,072	23,199
<b>Social Security Administration:</b>														
Federal Old-Age and Survivors Insurance Trust Fund (Off-Budget)	92,400	92,255	92,180	100,551	101,096	101,675	102,092	102,769	108,257	102,619	103,063	103,048	1,202,005	1,073,280
Federal Disability Insurance Trust Fund (Off-Budget)	12,225	11,902	12,057	12,972	12,870	13,011	12,950	12,795	12,918	12,964	12,905	12,951	152,519	145,392
Other	-4	4,923	9,851	287	5,335	10,290	259	5,277	9,861	288	5,258	10,178	61,804	63,383
<b>Independent Agencies</b>														
Deposit Insurance Fund	-86	-437	-1,961	-174	-137	27,390	12,033	11,664	-3,124	-49	-46	46,636	91,709	-9,347
FSLIC Resolution Fund	-2	-3	-4	-3	-3	-3	-3	-4	-4	-4	-4	-4	-43	-7
Office of Inspector General	.....	.....	.....	.....	.....	.....	.....	.....	.....	.....	.....	47	47	45
<b>Postal Service:</b>														
<b>Off-Budget:</b>														
Public Enterprise Funds	1,239	-21	-153	-764	1,406	-900	-1,512	3,975	-67	(**)	-144	2,077	5,138	-698
Other	55	.....	10	206	.....	.....	.....	.....	.....	.....	.....	1	272	282
Other	.....	.....	.....	.....	50	.....	.....	.....	.....	.....	.....	.....	50	3,053
Tennessee Valley Authority	-38	151	326	235	-270	-31	-136	129	130	-33	-189	-92	183	-212
Other	5,110	2,941	3,317	3,381	2,736	4,203	3,273	3,880	-1,810	3,006	3,656	3,212	36,905	36,920
<b>Undistributed Offsetting Receipts:</b>														
Employer Share, Employee Retirement	-28,832	-8,151	-8,253	-8,298	-8,387	-9,514	-8,495	-9,138	-8,777	-8,745	-8,808	-9,595	-124,992	-119,628
Interest Received by Trust Funds	-4,136	-5,972	-51,422	-1,970	-3,337	-9,545	-10,144	-6,830	-55,359	-5,616	-10,536	-4,277	-169,144	-183,967
<b>Rents and Royalties on the Outer Continental Shelf Lands</b>														
Other	-715	-571	-261	-786	-844	-328	-437	-1,104	-611	-485	-570	-222	-6,934	-11,831
Other	-1	(**)	-1	-1	-1	-1	(**)	-1	-1	-1	-1	-1	-8	-103,508
<b>Totals This Year:</b>														
<b>Total Outlays</b>	<b>406,374</b>	<b>500,646</b>	<b>539,943</b>	<b>486,072</b>	<b>524,548</b>	<b>691,317</b>	<b>462,340</b>	<b>547,835</b>	<b>646,085</b>	<b>496,943</b>	<b>193,875</b>	<b>638,455</b>	<b>6,134,432</b>	.....
<b>(On-Budget)</b>	<b>315,869</b>	<b>399,543</b>	<b>467,639</b>	<b>388,957</b>	<b>411,260</b>	<b>579,980</b>	<b>361,603</b>	<b>430,380</b>	<b>558,489</b>	<b>396,383</b>	<b>80,415</b>	<b>523,172</b>	<b>4,913,690</b>	.....
<b>(Off-Budget)</b>	<b>90,505</b>	<b>101,103</b>	<b>72,304</b>	<b>97,115</b>	<b>113,288</b>	<b>111,337</b>	<b>100,736</b>	<b>117,455</b>	<b>87,596</b>	<b>100,560</b>	<b>113,460</b>	<b>115,283</b>	<b>1,220,742</b>	.....
<b>Total-Surplus (+) or Deficit (-)</b>	<b>-87,874</b>	<b>-248,535</b>	<b>-85,001</b>	<b>-38,784</b>	<b>-262,434</b>	<b>-378,076</b>	<b>176,181</b>	<b>-240,348</b>	<b>-227,768</b>	<b>-220,782</b>	<b>89,256</b>	<b>-170,982</b>	<b>-1,695,148</b>	.....
<b>(On-Budget)</b>	<b>-73,242</b>	<b>-229,070</b>	<b>-109,504</b>	<b>-49,928</b>	<b>-243,040</b>	<b>-369,973</b>	<b>156,775</b>	<b>-217,501</b>	<b>-284,820</b>	<b>-208,111</b>	<b>112,880</b>	<b>-152,627</b>	<b>-1,668,162</b>	.....
<b>(Off-Budget)</b>	<b>-14,632</b>	<b>-19,465</b>	<b>24,503</b>	<b>11,144</b>	<b>-19,394</b>	<b>-8,104</b>	<b>19,406</b>	<b>-22,847</b>	<b>57,052</b>	<b>-12,671</b>	<b>-23,624</b>	<b>-18,355</b>	<b>-26,986</b>	.....
<b>Total Borrowing from the Public</b>	<b>43,244</b>	<b>194,996</b>	<b>-36,185</b>	<b>67,209</b>	<b>21,386</b>	<b>81,031</b>	<b>-87,787</b>	<b>19,085</b>	<b>823,325</b>	<b>244,163</b>	<b>328,271</b>	<b>283,932</b>	<b>1,982,669</b>	<b>1,969,815</b>
<b>Total-Outlays Prior Year</b>														
<b>(On-Budget)</b>	<b>365,312</b>	<b>379,420</b>	<b>447,074</b>	<b>259,080</b>	<b>406,257</b>	<b>407,602</b>	<b>465,346</b>	<b>353,894</b>	<b>475,908</b>	<b>391,024</b>	<b>422,042</b>	<b>817,485</b>	.....	<b>5,190,443</b>
<b>(Off-Budget)</b>	<b>83,671</b>	<b>93,123</b>	<b>60,953</b>	<b>87,295</b>	<b>100,190</b>	<b>100,198</b>	<b>90,083</b>	<b>101,316</b>	<b>73,690</b>	<b>89,359</b>	<b>101,276</b>	<b>100,004</b>	.....	<b>1,081,157</b>
<b>Total-Surplus (+) or Deficit (-) Prior Year</b>														
<b>(On-Budget)</b>	<b>-152,677</b>	<b>-175,267</b>	<b>-46,480</b>	<b>106,321</b>	<b>-197,471</b>	<b>-182,051</b>	<b>288,476</b>	<b>-50,188</b>	<b>-121,464</b>	<b>-201,707</b>	<b>-204,498</b>	<b>-423,292</b>	.....	<b>-1,360,299</b>
<b>(Off-Budget)</b>	<b>-12,379</b>	<b>-16,068</b>	<b>25,177</b>	<b>12,377</b>	<b>-19,118</b>	<b>-10,583</b>	<b>19,739</b>	<b>-16,034</b>	<b>32,623</b>	<b>-9,345</b>	<b>-15,098</b>	<b>-6,474</b>	.....	<b>-15,182</b>

Note: Details may not add to totals due to rounding.

(\*\*) Less than absolute value of \$500,000

... No Transactions

**Table 8. Trust Fund Impact on Budget Results and Investment Holdings as of September 30, 2023**

[\$ millions]

Classification	This Month			Fiscal Year to Date			Securities Held as Investments Current Fiscal Year		
	Receipts	Outlays	Excess	Receipts	Outlays	Excess	Beginning of		Close of
							This Year	This Month	
<b>Trust Receipts, Outlays, and Investments Held:</b>									
Airport and Airway	2,430	1,481	949	22,741	18,137	4,605	10,818	16,568	16,601
Black Lung Disability	47	162	-115	311	335	-24	.....	.....	.....
Federal Disability Insurance	14,378	12,951	1,428	180,745	152,519	28,226	114,679	141,533	142,906
Federal Employees Life and Health	.....	-750	750	.....	217	-217	78,297	77,350	78,097
Federal Employees Retirement	56,675	8,822	47,853	132,086	105,465	26,621	1,034,168	1,012,847	1,059,696
Federal Hospital Insurance	41,827	50,643	-8,816	423,309	409,524	13,786	177,397	200,139	194,362
Federal Old-Age and Survivors Insurance	85,343	103,048	-17,705	1,152,202	1,202,005	-49,802	2,723,601	2,691,600	2,673,749
Federal Supplementary Medical Insurance	49,816	83,561	-33,745	608,109	614,765	-6,655	167,964	193,454	159,537
Hazardous Substance Superfund	292	171	121	3,218	1,657	1,561	9,360	10,991	11,006
Highways	7,603	7,717	-115	47,856	59,835	-11,979	127,547	118,210	115,673
Military Advances	6,194	4,805	1,389	52,678	39,700	12,978	.....	.....	.....
Military Retirement	4,128	12,142	-8,014	218,122	74,680	143,442	1,194,652	1,375,935	1,366,845
Railroad Retirement	320	1,388	-1,068	16,534	15,685	849	2,454	2,973	2,612
Unemployment	609	3,664	-3,055	51,615	36,099	15,516	73,587	84,513	81,846
Veterans Life Insurance	-7	37	-43	45	412	-368	2,012	1,681	1,638
All Other Trust	1,168	939	229	10,649	8,250	2,399	35,940	37,724	38,013
<b>Total Trust Fund Receipts and Outlays and Investments Held from Table 6-D</b>	<b>270,824</b>	<b>290,780</b>	<b>-19,956</b>	<b>2,920,220</b>	<b>2,739,284</b>	<b>180,936</b>	<b>5,752,476</b>	<b>5,965,516</b>	<b>5,942,581</b>
Less: Interfund Transactions	128,883	128,883	.....	1,232,870	1,232,870	.....	.....	.....	.....
Trust Fund Receipts and Outlays on the Basis of Tables 4 & 5	141,941	161,897	-19,956	1,687,350	1,506,414	180,936			
<b>Total Federal Fund Receipts and Outlays</b>	<b>325,833</b>	<b>476,860</b>	<b>-151,026</b>	<b>2,753,205</b>	<b>4,629,290</b>	<b>-1,876,084</b>			
Less: Interfund Transactions	301	301	.....	1,272	1,272	.....			
Federal Fund Receipts and Outlays on the Basis of Table 4 & 5	325,532	476,558	-151,026	2,751,934	4,628,018	-1,876,084			
<b>Net Budget Receipts &amp; Outlays</b>	<b>467,473</b>	<b>638,455</b>	<b>-170,982</b>	<b>4,439,284</b>	<b>6,134,432</b>	<b>-1,695,148</b>			

Note: Details may not add to totals due to rounding.

Note: Interfund receipts and outlays are transactions between Federal funds and trust funds such as Federal payments and contributions, and interest and profits on investments in Federal securities. They have no net effect on overall budget

receipts and outlays since the receipt side of such transactions is offset against budget outlays. In this table, Interfund receipts are shown as an adjustment to arrive at total receipts and outlays of trust funds respectively. ... No Transactions



**Table 9. Summary of Receipts by Source, and Outlays by Function of the U.S. Government, September 2023 and Other Periods**

[\$ millions]

Classification	This Month	Fiscal Year to Date	Comparable Period Prior Fiscal Year
<b>Receipts</b>			
Individual Income Taxes	221,021	2,176,481	2,632,145
Corporation Income Taxes	95,128	419,584	424,865
Social Insurance and Retirement Receipts:			
Employment and General Retirement	129,419	1,558,148	1,410,735
Unemployment Insurance	248	49,402	66,497
Other Retirement	719	6,904	6,294
Excise Taxes	7,197	75,804	87,726
Estate and Gift Taxes	1,830	33,668	32,550
Customs Duties	6,678	80,337	99,908
Miscellaneous Receipts	5,232	38,956	135,398
<b>Total</b>	<b>467,473</b>	<b>4,439,284</b>	<b>4,896,119</b>
<b>Net Outlays</b>			
National Defense	84,527	820,734	766,713
International Affairs	7,830	69,306	71,698
General Science, Space, and Technology	4,559	41,376	37,482
Energy	965	-334	-9,058
Natural Resources and Environment	2,736	45,890	39,626
Agriculture	2,162	35,554	34,882
Commerce and Housing Credit	45,756	99,954	-19,494
Transportation	14,809	127,234	131,573
Community and Regional Development	6,436	88,905	72,063
Education, Training, Employment, and Social Services	26,579	-3,125	676,594
Health	77,077	889,297	914,494
Medicare	117,585	847,544	755,094
Income Security	57,717	774,168	865,949
Social Security	115,996	1,354,319	1,218,674
Veterans Benefits and Services	42,980	301,606	274,410
Administration of Justice	7,134	81,173	72,091
General Government	4,328	33,573	128,653
Net Interest	29,095	659,182	475,121
Undistributed Offsetting Receipts	-9,817	-131,926	-234,965
<b>Total</b>	<b>638,455</b>	<b>6,134,432</b>	<b>6,271,600</b>

Note: Details may not add to totals due to rounding.

# Explanatory Notes

## 1. Flow of Data into Monthly Treasury Statement

The *Monthly Treasury Statement (MTS)* is assembled from data in the central accounting system. The major sources of data include monthly accounting reports by Federal entities and disbursing officers, and daily reports from the Federal Reserve banks. These reports detail accounting transactions affecting receipts and outlays of the Federal Government and off-budget Federal entities, and their related effect on the assets and liabilities of the U.S. Government. Information is presented in the *MTS* on a modified cash basis.

## 2. Notes on Receipts

Receipts included in the report are classified into the following major categories: (1) budget receipts and (2) offsetting collections (also called applicable receipts). Budget receipts are collections from the public that result from the exercise of the Government's sovereign or governmental powers, excluding receipts offset against outlays. These collections, also called governmental receipts, consist mainly of tax receipts (including social insurance taxes), receipts from court fines, certain licenses, and deposits of earnings by the Federal Reserve System. Refunds of receipts are treated as deductions from gross receipts.

Offsetting collections are from other Government accounts or the public that are of a business-type or market-oriented nature. They are classified into two major categories: (1) offsetting collections credited to appropriations or fund accounts, and (2) offsetting receipts (i.e., amounts deposited in receipt accounts). Collections credited to appropriation or fund accounts normally can be used without appropriation action by Congress. These occur in two instances: (1) when authorized by law, amounts collected for materials or services are treated as reimbursements to appropriations and (2) in the three types of revolving funds (public enterprise, intra governmental, and trust); collections are netted against spending, and outlays are reported as the net amount.

Offsetting receipts in receipt accounts cannot be used without being appropriated. They are subdivided into two categories: (1) proprietary receipts - these collections are from the public and they are offset against outlays by agency and by function, and (2) intra governmental funds - these are payments into receipt accounts from Governmental appropriation or fund accounts. The transactions may be intrabudgetary when the payment and receipt both occur within the budget or from receipts from off-budget Federal entities in those cases where payment is made by a Federal entity whose budget authority and outlays are excluded from the budget totals.

Intrabudgetary transactions are subdivided into three categories: (1) interfund transactions, where the payments are from one fund group (either Federal funds or trust funds) to a receipt account in the other fund group; (2) Federal intrafund transactions, where the payments and receipts both occur within the Federal fund group; and (3) trust intrafund transactions, where the payments and receipts both occur within the trust fund group.

Offsetting receipts are generally deducted from budget authority and outlays by function, by subfunction, or by agency. There are four types of receipts, however, that are deducted from budget totals as undistributed offsetting receipts. They are: (1) agencies' payments (including payments by off-budget Federal entities) as employers into employees retirement funds, (2) interest received by trust funds, (3) rents and royalties on the Outer Continental Shelf lands, and (4) other interest (i.e., interest collected on Outer Continental Shelf money in deposit funds when such money is transferred into the budget).

## 3. Notes on Outlays

Outlays are generally accounted for on the basis of checks issued, electronic funds transferred, or cash payments made. Certain outlays do not require issuance of cash or checks. An example is charges made against appropriations for that part of employees' salaries withheld for taxes or savings bond allotments - these are counted as payments to the employee and credits for whatever purpose the money was withheld. Outlays are stated net of offsetting collections (including receipts of revolving and management funds) and of refunds. Interest on the public debt (public issues) is recognized on the accrual basis. Federal credit programs subject to the Federal Credit Reform Act of 1990 use the cash

basis of accounting and are divided into two components. The portion of the credit activities that involve a cost to the Government (mainly subsidies) is included within the budget program accounts. The remaining portion of the credit activities are in non-budget financing accounts. Outlays of off-budget Federal entities are excluded by law from budget totals. However, they are shown separately and combined with the on-budget outlays to display total Federal outlays.

## 4. Processing

The data on payments and collections are reported by account symbol into the central accounting system. In turn, the data are extracted from this system for use in the preparation of the *MTS*.

There are two major checks which are conducted to assure consistency of the data reported:

1. Verification of payment data. The monthly payment activity reported by Federal entities on the Statements of Transactions is compared to the payment activity of Federal entities as reported by disbursing officers.
2. Verification of collection data. Reported collections appearing on Statements of Transactions are compared to deposits as reported by Federal Reserve Banks.

## 5. Other Sources of Information About Federal Government Financial Activities

- *A Glossary of Terms Used in the Federal Budget Process, 2005* (Available from the U.S. Government Accountability Office, at calling 202-512-6000. This glossary provides a basic reference document of standardized definitions of terms used by the Federal Government in the budget making process).
- *Daily Treasury Statement* (Available on the internet at <https://fiscaldata.treasury.gov/datasets/daily-treasury-statement/operating-cash-balance>). *The Daily Treasury Statement* is published each working day of the Federal Government and provides data on the cash and debt operations of the Treasury.
- *Monthly Statement of the Public Debt of the United States* (Available on the internet at <https://fiscaldata.treasury.gov/datasets/monthly-statement-public-debt/summary-of-treasury-securities-outstanding>). This publication provides detailed information concerning the public debt.
- *Treasury Bulletin* (Available from GPO, Washington, D.C. 20401 on a subscription or single copy and on the internet at <https://www.fiscal.treasury.gov/reports-statements/treasury-bulletin/>). Quarterly, contains a mix of narrative, tables, and charts on Treasury issues, Federal financial operations, international statistics, and special reports.
- *Budget of the United States Government, Fiscal Year 20\_\_* (Available from GPO, Washington, D.C. 20401 on a subscription basis only and on the internet at <http://www.access.gpo.gov/usbudget>). This publication is a single volume which provides budget information and contains:
  - *Appendix, The Budget of the United States Government, FY 20*
  - *The United States Budget in Brief, FY 20*
  - *Analytical Perspectives*
  - *Historical Tables*
- *Combined Statement of Receipts, Outlays, and Balances of the United States Government* (Available from Bureau of the Fiscal Service, U.S. Department of Treasury, Washington, D.C. 20227 and on the internet at <https://www.fiscal.treasury.gov/reports-statements/combined-statement/>). This report includes budgetary results at the summary level and presents individual receipt and appropriation accounts at the detail level.

**Scheduled Release**

**The release date for the October 2023 Statement  
will be 2:00 p.m. EST November 13, 2023.**

Internet service subscribers can access the current issue of the Monthly Treasury Statement through the  
Bureau of the Fiscal Service's website:

[http://www.fiscal.treasury.gov/fsreports/rpt/mthTreasStmnt/mthTreasStmnt\\_home.htm](http://www.fiscal.treasury.gov/fsreports/rpt/mthTreasStmnt/mthTreasStmnt_home.htm)