



# Monthly Treasury Statement

of Receipts and Outlays  
of the United States Government

For Fiscal Year 2014 Through **September 30, 2014**, and Other Periods

## Highlights

This issue includes the final budget results and details a deficit of \$483 billion for Fiscal Year 2014.

Outlays for Military active duty and retirement, Veterans' benefits, Supplemental Security Income, accelerate into August since September 1, the normal payment date, is a holiday.

### Receipts, Outlays, and Surplus/Deficit for September 2014

[ \$billions ]



### Receipts, Outlays, and Surplus/Deficit through Fiscal Year 2014

[ \$billions ]



Compiled and Published by

*Department of the Treasury*  
*Bureau of the Fiscal Service*

## Contents

Summary	page 2	Receipts/outlays by month	page 32
Receipts	page 6	Federal trust funds/securities	page 34
Outlays	page 7	Receipts by source/outlays by function	page 34
Means of financing	page 20	Explanatory notes	page 35

## Introduction

The *Monthly Treasury Statement of Receipts and Outlays of the United States Government (MTS)* is prepared by the Bureau of Fiscal Service, Department of the Treasury, and after approval by the Fiscal Assistant Secretary of the Treasury, is normally released on the 8th workday of the month following the reporting month. The publication is based on data provided by Federal entities, disbursing officers, and Federal Reserve banks.

### AUDIENCE

The *MTS* is published to meet the needs of those responsible for or interested in the cash position of the Treasury, those who are responsible or interested in the Government's budget results, and individuals and businesses whose operations depend upon or are related to the Government's financial operations.

### DISCLOSURE STATEMENT

This statement summarizes the financial activities of the Federal Government and off-budget Federal entities conducted in accordance with the Budget of the U.S. Government, i.e., receipts and outlays of funds, the surplus or deficit, and the means of financing the deficit or disposing of the surplus. Information is presented on a modified cash basis; receipts are accounted for on the basis of collections; refunds of receipts are treated as deductions from gross receipts; revolving and

management fund receipts, reimbursements and refunds of monies previously expended are treated as deductions from gross outlays; and interest on the public debt (public issues) is recognized on the accrual basis. Major information sources include accounting data reported by Federal entities, disbursing officers, and Federal Reserve banks.

### TRIAD OF PUBLICATIONS

The *MTS* is part of a triad of Treasury financial reports. The *Daily Treasury Statement* is published each working day of the Federal Government. It provides data on the cash and debt operations of the Treasury based upon reporting of the Treasury account balances by Federal Reserve banks. The *MTS* is a report of Government receipts and outlays based on agency reporting. The *Combined Statement of Receipts, Outlays, and Balances of the United States Government* is the official publication of the detailed receipts and outlays of the Government. It is published annually in accordance with legislative mandates given to the Secretary of the Treasury.

### DATA SOURCES AND INFORMATION

The Explanatory Notes section of this publication provides information concerning the flow of data into the *MTS* and sources of information relevant to the *MTS*.

**Table 1. Summary of Receipts, Outlays, and the Deficit/Surplus of the U.S. Government, Fiscal Years 2013 and 2014, by Month**

Period	Receipts	Outlays	Deficit/Surplus (-)
(\$ millions)			
FY 2013			
October.....	184,316	304,311	119,995
November.....	161,730	333,841	172,112
December.....	269,508	270,699	1,191
January.....	272,225	269,340	-2,886
February.....	122,815	326,354	203,539
March.....	186,018	292,548	106,530
April.....	406,723	293,834	-112,889
May.....	197,182	335,914	138,732
June.....	286,627	170,126	-116,501
July.....	200,030	297,627	97,597
August.....	185,370	133,275	147,905
September.....	301,469	226,355	-75,114
Year-to-Date.....	<u>2,774,011</u>	<u>23,454,223</u>	<u>2680,212</u>
FY 2014			
October.....	198,927	289,511	90,584
November.....	182,453	317,679	135,226
December.....	<sup>2</sup> 285,041	<sup>3</sup> 231,821	-53,220
January.....	295,997	306,247	10,250
February.....	144,349	337,880	193,531
March.....	215,846	<sup>4</sup> 252,741	36,895
April.....	414,237	307,383	-106,853
May.....	199,889	329,860	129,971
June.....	323,646	253,127	-70,519
July.....	<sup>5</sup> 214,493	<sup>5</sup> 309,113	94,621
August.....	194,248	<sup>6,7</sup> 322,925	128,677
September.....	351,722	245,912	-105,810
Year-to-Date.....	<u>3,020,848</u>	<u>3,504,199</u>	<u>483,350</u>

<sup>1</sup>Outlays have been decreased by \$9 million to reflect additional reporting by Architect of the Capitol for August 2013.

<sup>2</sup>The receipt, outlay and deficit figures differ from the *FY 2015 Budget*, released by the Office of Management and Budget on March 4, 2014. The deficit figure differs by -\$727 million, due mainly to revisions in the data following the release of the Final Monthly Treasury Statement.

<sup>3</sup>Receipts have been increased and outlays correspondingly decreased by \$1.820 million to reflect additional reporting by the Department of Justice for December 2013.

<sup>4</sup>Outlays have been increased by \$9 million to reflect additional reporting by Architect of the Capitol for March 2014.

<sup>5</sup>Receipts have been increased and outlays correspondingly decreased by \$3.880 million to reflect additional reporting by the Department of Justice for July 2014.

<sup>6</sup>Outlays have been decreased by \$34 million to reflect additional reporting by the Department of Homeland Security for the month of August 2014.

<sup>7</sup>Outlays have been increased by \$2 million to reflect additional reporting by the Department of Treasury for the month of August 2014.

Note: Details may not add to totals due to rounding.

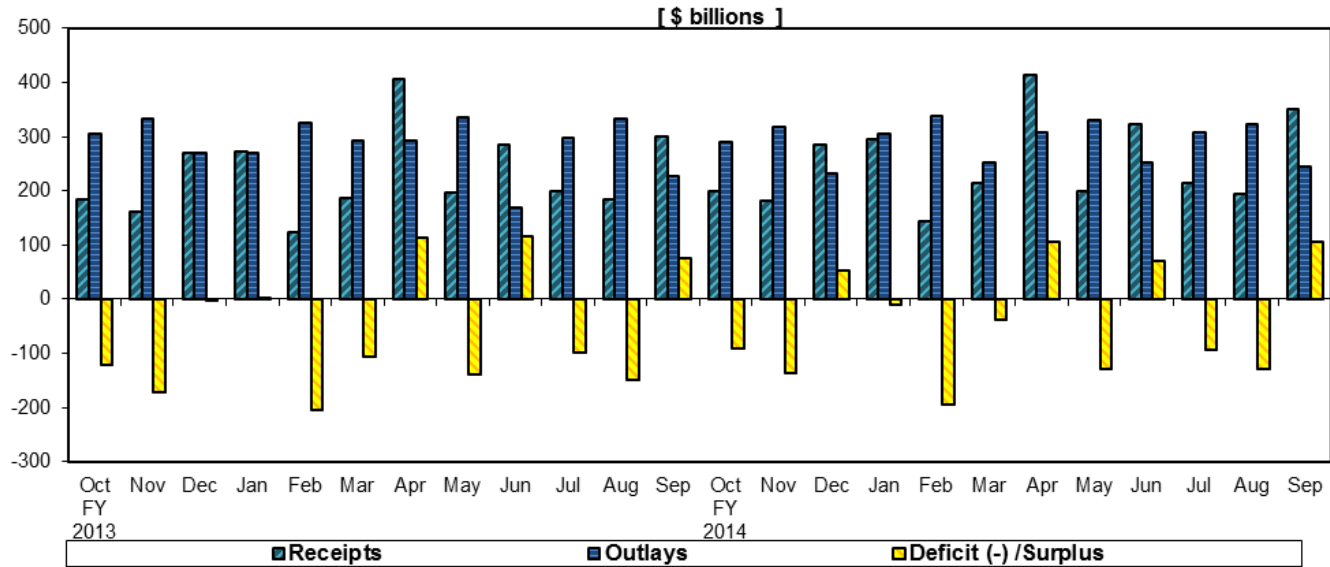
**Table 2. Summary of Budget and Off-Budget Results and Financing of the U.S. Government, September 2014 and Other Periods**

Classification	[\$ millions]				
	This Month	Current Fiscal Year to Date	Budget Estimates Full Fiscal Year <sup>1</sup>	Prior Fiscal Year to Date (2013)	Budget Estimates Next Fiscal Year (2015) <sup>1</sup>
<b>Total On-Budget and Off-Budget Results:</b>					
Total Receipts.....	351,722	3,020,848	2,992,984	2,774,011	3,337,584
On-Budget Receipts.....	290,458	2,285,246	2,256,919	2,100,737	2,576,553
Off-Budget Receipts.....	61,264	735,602	736,065	673,274	761,031
Total Outlays.....	245,912	3,504,199	3,575,956	3,454,223	3,862,799
On-Budget Outlays.....	176,192	2,798,103	2,870,872	2,820,411	3,109,620
Off-Budget Outlays.....	69,720	706,095	705,084	633,813	753,179
Total Surplus (+) or Deficit (-).....	+105,810	-483,350	-582,972	-680,212	-525,215
On-Budget Surplus (+) or Deficit (-).....	+114,266	-512,857	-613,953	-719,673	-533,067
Off-Budget Surplus (+) or Deficit (-).....	-8,456	+29,507	+30,981	+39,461	+7,852
Total On-Budget and Off-Budget Financing.....	-105,810	483,350	582,972	680,212	525,215
<b>Means of Financing:</b>					
Borrowing from the Public.....	51,099	797,582	891,138	702,001	654,750
Reduction of Operating Cash, Increase (-).....	-109,637	-69,916	-51,614	-2,940	.....
By Other Means.....	-47,272	-244,316	-256,552	-18,849	-129,535

<sup>1</sup>These estimates are based on the *Mid-Session Review of the FY 2015 Budget*, released by the Office of Management and Budget on July 11, 2014.

... No Transactions  
Note: Details may not add to totals due to rounding.

**Figure 1. Monthly Receipts, Outlays, and Budget Deficit/Surplus of the U.S. Government, Fiscal Years 2013 and 2014**



**Figure 2. Cumulative Monthly Receipts, Outlays, and Budget Deficit/Surplus of the U.S. Government, Fiscal Years 2013 and 2014**

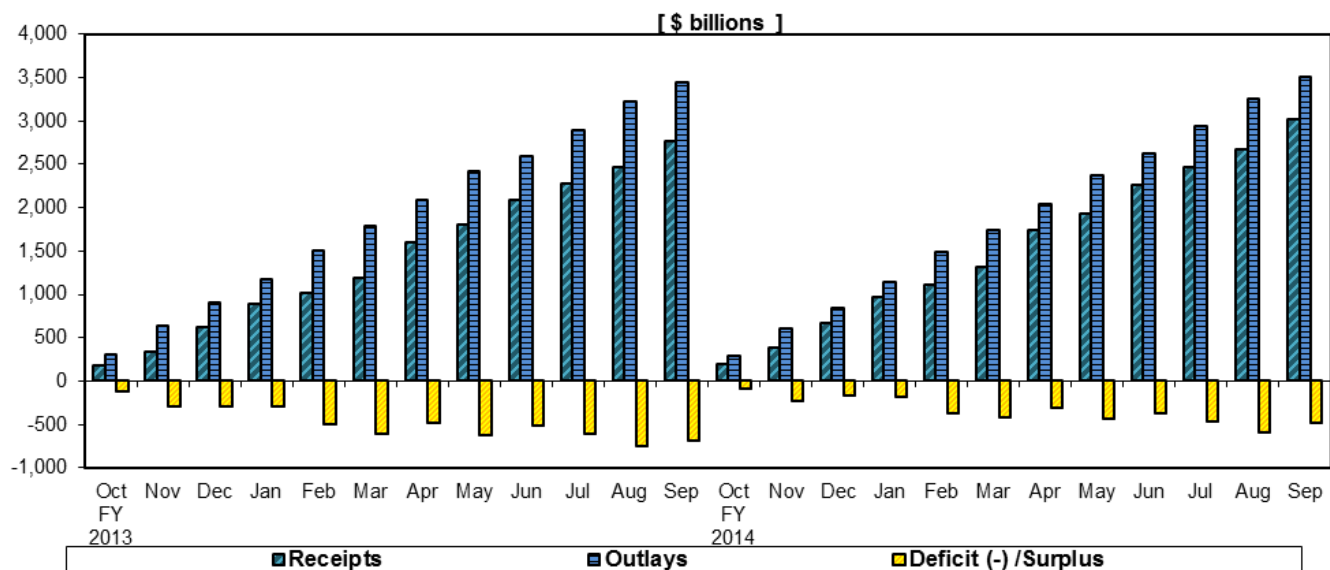


Figure 3. Monthly Receipts of the U.S. Government, by Source, Fiscal Years 2013 and 2014

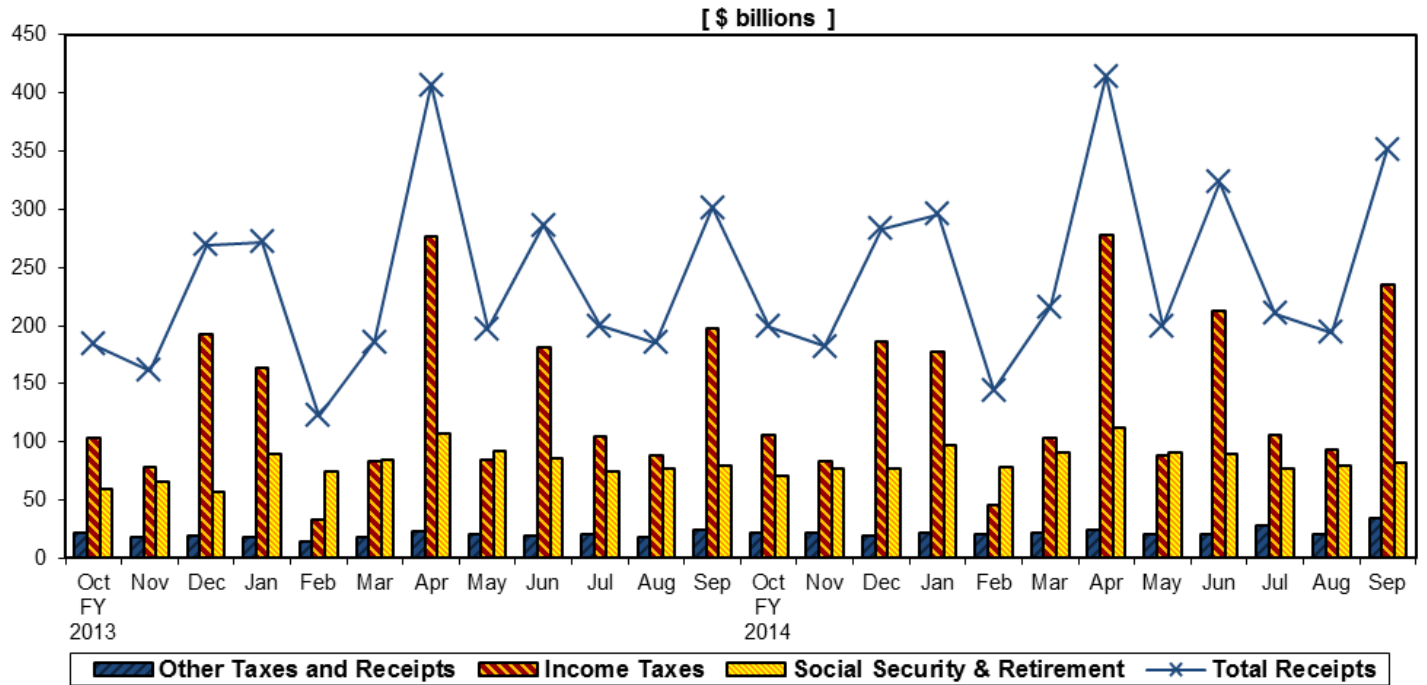
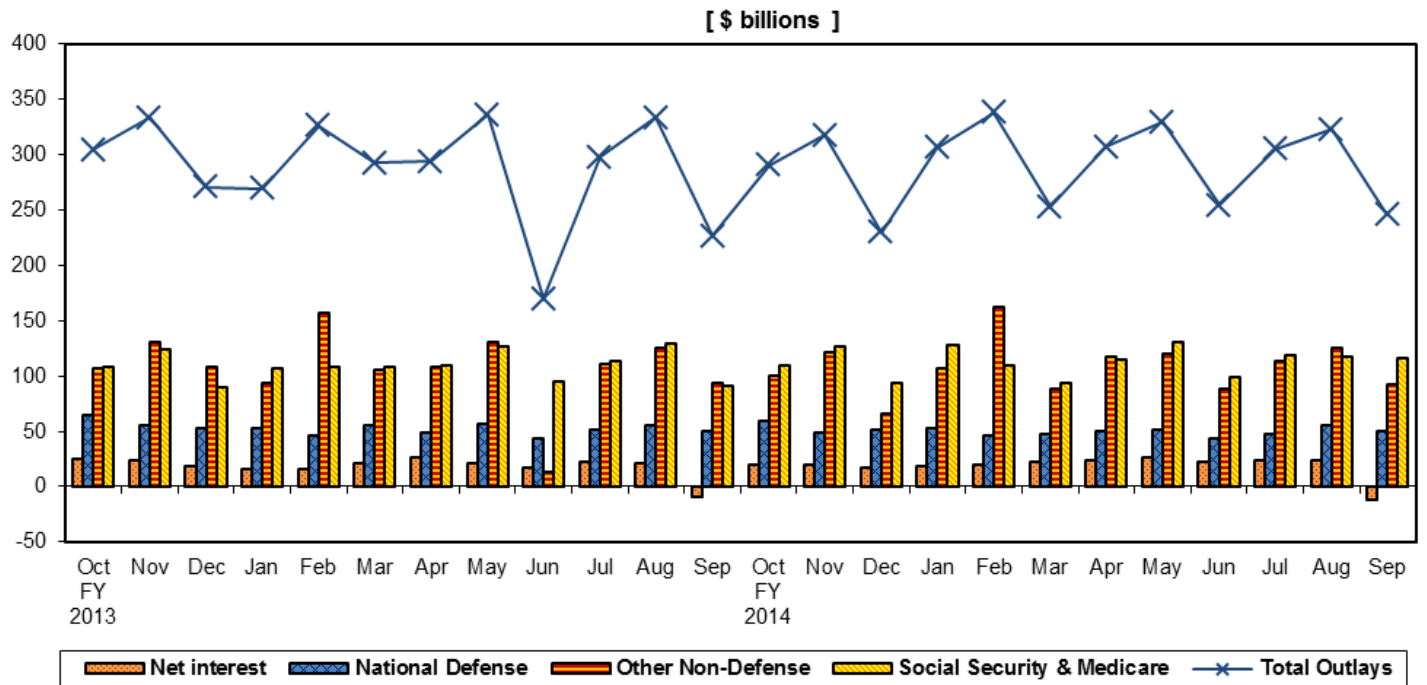


Figure 4. Monthly Outlays of the U.S. Government, by Function, Fiscal Years 2013 and 2014



**Table 3. Summary of Receipts and Outlays of the U.S. Government, September 2014 and Other Periods**

Classification	[\$ millions]			
	This Month	Current Fiscal Year to Date	Comparable Prior Period Year to Date	Budget Estimates Full Fiscal Year <sup>1</sup>
<b>Budget Receipts</b>				
Individual Income Taxes .....	161,294	1,394,567	1,316,405	1,386,180
Corporation Income Taxes .....	73,530	320,731	273,506	311,399
Social Insurance and Retirement Receipts:				
Employment and General Retirement (Off-Budget) .....	61,264	735,602	673,274	736,065
Employment and General Retirement (On-Budget) .....	20,183	229,465	214,171	229,718
Unemployment Insurance .....	803	55,394	56,810	58,224
Other Retirement .....	317	3,472	3,564	3,765
Excise Taxes .....	20,317	93,368	84,008	92,687
Estate and Gift Taxes .....	1,599	19,300	18,912	17,644
Customs Duties .....	3,024	33,926	31,814	34,315
Miscellaneous Receipts .....	9,391	<sup>2</sup> 135,024	101,547	122,987
<b>Total Receipts</b> .....	<b>351,722</b>	<b>3,020,848</b>	<b>2,774,011</b>	<b>2,992,984</b>
(On-Budget) .....	<b>290,458</b>	<b>2,285,246</b>	<b>2,100,737</b>	<b>2,256,919</b>
(Off-Budget) .....	<b>61,264</b>	<b>735,602</b>	<b>673,274</b>	<b>736,065</b>
<b>Budget Outlays</b>				
Legislative Branch .....	423	<sup>3</sup> 4,156	<sup>3</sup> 4,312	4,741
Judicial Branch .....	628	6,900	7,065	7,281
Department of Agriculture .....	8,097	141,806	155,892	150,302
Department of Commerce .....	845	6,675	9,137	9,058
Department of Defense-Military Programs .....	47,164	578,013	607,801	583,842
Department of Education .....	1,411	59,609	40,910	59,762
Department of Energy .....	2,640	23,630	24,675	25,753
Department of Health and Human Services .....	82,577	936,032	886,293	952,439
Department of Homeland Security .....	4,579	<sup>4</sup> 43,259	57,219	47,168
Department of Housing and Urban Development .....	2,805	38,524	56,576	38,962
Department of the Interior .....	1,231	11,273	9,606	12,749
Department of Justice .....	3,161	<sup>5</sup> 28,617	29,742	28,639
Department of Labor .....	4,678	57,200	80,310	72,844
Department of State .....	4,909	27,504	25,972	27,205
Department of Transportation .....	8,650	76,154	76,320	80,203
Department of the Treasury:				
Interest on Treasury Debt Securities (Gross) .....	19,594	429,568	415,670	430,575
Other .....	-31,322	<sup>6</sup> 17,361	-16,603	12,032
Department of Veterans Affairs .....	7,145	149,074	138,464	149,037
Corps of Engineers .....	560	6,533	6,300	7,233
Other Defense Civil Programs .....	1,119	57,372	56,812	57,021
Environmental Protection Agency .....	690	9,400	9,484	8,378
Executive Office of the President .....	32	373	380	392
General Services Administration .....	-151	-765	-369	-2,115
International Assistance Program .....	622	18,608	19,673	19,716
National Aeronautics and Space Administration .....	1,570	17,093	16,976	17,063
National Science Foundation .....	859	7,054	7,417	6,978
Office of Personnel Management .....	7,673	87,919	83,868	93,701
Small Business Administration .....	89	194	476	365
Social Security Administration .....	71,956	905,807	867,394	907,549
Other Independent Agencies .....	-1,453	4,193	25,908	12,645
Allowances .....	.....	.....	.....	3,875
Undistributed Offsetting Receipts:				
Interest .....	-119	-158,115	-156,675	-158,627
Other .....	-6,748	-86,822	-92,783	-90,810
<b>Total Outlays</b> .....	<b>245,912</b>	<b>3,504,199</b>	<b>3,454,223</b>	<b>3,575,956</b>
(On-Budget) .....	<b>176,192</b>	<b>2,798,103</b>	<b>2,820,411</b>	<b>2,870,872</b>
(Off-Budget) .....	<b>69,720</b>	<b>706,095</b>	<b>633,813</b>	<b>705,084</b>
<b>Surplus (+) or Deficit (-)</b> .....	<b>+105,810</b>	<b>-483,350</b>	<b>-680,212</b>	<b>-582,972</b>
(On-Budget) .....	<b>+114,266</b>	<b>-512,857</b>	<b>-719,673</b>	<b>-613,953</b>
(Off-Budget) .....	<b>-8,456</b>	<b>+29,507</b>	<b>+39,461</b>	<b>+30,981</b>

<sup>1</sup>These estimates are based on the *Mid-Session Review of the FY 2015 Budget*, released by the Office of Management and Budget on July 11, 2014.

<sup>2</sup>Receipts have been increased by \$5.700 million to reflect additional reporting by the Department of Justice for the months of December 2013 and July 2014.

<sup>3</sup>Outlays have been decreased and correspondingly increased by \$9 million to reflect additional reporting by Architect of the Capitol for August 2013 and July 2014.

<sup>4</sup>Outlays have been decreased by \$34 million to reflect additional reporting by the Department of Homeland Security for the month of August 2014.

<sup>5</sup>Outlays have been decreased by \$5.700 million to reflect additional reporting for the Department of Justice for the months of December 2013 and July 2014.

<sup>6</sup>Outlays have been increased by \$2 million to reflect additional reporting for the Department of Treasury for the month of August 2014.

... No Transactions

Note: Details may not add to totals due to rounding.

**Table 4. Receipts of the U.S. Government, September 2014 and Other Periods**

[\$ millions]

Classification	This Month			Current Fiscal Year to Date			Prior Fiscal Year to Date		
	Gross Receipts	Refunds (Deduct)	Receipts	Gross Receipts	Refunds (Deduct)	Receipts	Gross Receipts	Refunds (Deduct)	Receipts
<b>Individual Income Taxes:</b>									
Withheld.....	194,971			1,149,708			1,102,746		
Presidential Election Campaign Fund.....	(**)			30			35		
Other.....	69,297			476,562			443,616		
<b>Total--Individual Income Taxes.....</b>	<b>164,269</b>	<b>2,975</b>	<b>161,294</b>	<b>1,626,300</b>	<b>231,733</b>	<b>1,394,567</b>	<b>1,546,398</b>	<b>229,992</b>	<b>1,316,405</b>
<b>Corporation Income Taxes.....</b>	<b>76,042</b>	<b>2,511</b>	<b>73,530</b>	<b>353,553</b>	<b>32,822</b>	<b>320,731</b>	<b>312,476</b>	<b>38,971</b>	<b>273,506</b>
<b>Social Insurance and Retirement Receipts:</b>									
<b>Employment and General Retirement:</b>									
<b>Federal Old-Age and Survivors Ins. Trust Fund:</b>									
Federal Insurance Contributions Act Taxes.....	150,606	2,162	48,444	593,407	2,162	591,245	550,566	2,088	548,477
Self-Employment Contributions Act Taxes.....	16,038		6,038	37,593		37,593	32,072		32,072
Adjustments Attributable to Prior Years.....	1,211		-2,111	-15		-15	-4,994		-4,994
<b>Total--FOASI Trust Fund.....</b>	<b>54,533</b>	<b>2,162</b>	<b>52,371</b>	<b>630,986</b>	<b>2,162</b>	<b>628,824</b>	<b>577,643</b>	<b>2,088</b>	<b>575,555</b>
<b>Federal Disability Insurance Trust Fund:</b>									
Federal Insurance Contributions Act Taxes.....	18,594	367	8,227	100,767	367	100,400	93,498	355	93,144
Self-Employment Contributions Act Taxes.....	11,025		1,025	6,386		6,386	5,445		5,445
Adjustments Attributable to Prior Years.....	1,359		-359	-7		-7	-870		-870
<b>Total--FDI Trust Fund.....</b>	<b>9,260</b>	<b>367</b>	<b>8,893</b>	<b>107,145</b>	<b>367</b>	<b>106,778</b>	<b>98,074</b>	<b>355</b>	<b>97,719</b>
<b>Federal Hospital Insurance Trust Fund:</b>									
Federal Insurance Contributions Act Taxes.....	117,397		17,397	204,719		204,719	194,954		194,954
Self-Employment Contributions Act Taxes.....	12,943		2,943	17,969		17,969	15,894		15,894
Receipts from Railroad Retirement Board.....				581		581	547		547
Adjustments Attributable to Prior Years.....	1,645		-645	839		839	-2,125		-2,125
<b>Total--FHI Trust Fund.....</b>	<b>19,695</b>	<b></b>	<b>19,695</b>	<b>224,107</b>	<b></b>	<b>224,107</b>	<b>209,271</b>	<b></b>	<b>209,271</b>
<b>Railroad Retirement :</b>									
Rail Pension and Supplemental Annuity.....	246	(**)	246	3,040	8	3,032	2,840	31	2,809
Social Security Equivalent Account.....	241	(**)	241	2,333	8	2,325	2,123	32	2,091
<b>Total--Employment and General Retirement.....</b>	<b>83,976</b>	<b>2,529</b>	<b>81,447</b>	<b>967,611</b>	<b>2,545</b>	<b>965,067</b>	<b>889,951</b>	<b>2,507</b>	<b>887,445</b>
<b>Unemployment Insurance:</b>									
Deposits by States.....	793		793	46,889		46,889	48,952		48,952
Federal Unemployment Tax Act Taxes.....	27	17	11	8,612	142	8,469	7,896	148	7,748
Railroad Unemployment Taxes.....	(**)		(**)	35		35	111		111
<b>Total--Unemployment Insurance.....</b>	<b>820</b>	<b>17</b>	<b>803</b>	<b>55,536</b>	<b>142</b>	<b>55,394</b>	<b>56,958</b>	<b>148</b>	<b>56,810</b>
<b>Other Retirement:</b>									
Federal Employees Retirement - Employee Share.....	314		314	3,446		3,446	3,538		3,538
Non-Federal Employees Retirement.....	3		3	26		26	26		26
<b>Total--Other Retirement.....</b>	<b>317</b>	<b></b>	<b>317</b>	<b>3,472</b>	<b></b>	<b>3,472</b>	<b>3,564</b>	<b></b>	<b>3,564</b>
<b>Total--Social Insurance and Retirement Receipts.....</b>	<b>85,113</b>	<b>2,545</b>	<b>82,568</b>	<b>1,026,620</b>	<b>2,687</b>	<b>1,023,933</b>	<b>950,474</b>	<b>2,655</b>	<b>947,819</b>
<b>Excise Taxes:</b>									
Miscellaneous Excise Taxes.....	12,891	303	12,589	44,715	4,405	40,309	38,176	4,015	34,161
Airport and Airway Trust Fund.....	1,915	2	1,913	13,466	16	13,450	12,872	18	12,854
Highway Trust Fund.....	5,742		5,742	39,035		39,035	36,463		36,463
Black Lung Disability Trust Fund.....	74		74	573		573	531		531
<b>Total--Excise Taxes.....</b>	<b>20,622</b>	<b>305</b>	<b>20,317</b>	<b>97,789</b>	<b>4,422</b>	<b>93,368</b>	<b>88,042</b>	<b>4,033</b>	<b>84,008</b>
<b>Estate and Gift Taxes.....</b>	<b>1,651</b>	<b>53</b>	<b>1,599</b>	<b>20,155</b>	<b>855</b>	<b>19,300</b>	<b>19,830</b>	<b>918</b>	<b>18,912</b>
<b>Customs Duties.....</b>	<b>3,148</b>	<b>124</b>	<b>3,024</b>	<b>35,349</b>	<b>1,423</b>	<b>33,926</b>	<b>33,119</b>	<b>1,305</b>	<b>31,814</b>
<b>Miscellaneous Receipts:</b>									
Deposits of Earnings by Federal Reserve Banks.....	7,223		7,223	99,235		99,235	75,767		75,767
Universal Service Fund.....	764		764	9,769		9,769	9,809		9,809
All Other.....	1,407	4	1,403	26,057	37	26,020	16,005	33	15,972
<b>Total -- Miscellaneous Receipts.....</b>	<b>9,394</b>	<b>4</b>	<b>9,391</b>	<b>135,061</b>	<b>37</b>	<b>135,024</b>	<b>101,580</b>	<b>33</b>	<b>101,547</b>
<b>Total -- Receipts.....</b>	<b>360,239</b>	<b>8,517</b>	<b>351,722</b>	<b>3,294,826</b>	<b>273,978</b>	<b>3,020,848</b>	<b>3,051,919</b>	<b>277,908</b>	<b>2,774,011</b>
<b>Total -- On-Budget.....</b>	<b>296,446</b>	<b>5,988</b>	<b>290,458</b>	<b>2,556,695</b>	<b>271,449</b>	<b>2,285,246</b>	<b>2,376,202</b>	<b>275,465</b>	<b>2,100,737</b>
<b>Total -- Off-Budget.....</b>	<b>63,793</b>	<b>2,529</b>	<b>61,264</b>	<b>738,131</b>	<b>2,529</b>	<b>735,602</b>	<b>675,717</b>	<b>2,443</b>	<b>673,274</b>

<sup>1</sup>In accordance with the Social Security Act as amended: "Individual income taxes, Withheld" have been increased and "Federal Insurance Contribution Act Taxes" correspondingly decreased by \$2.316 million to correct estimates for the quarter ending September, 2013. "Individual income taxes, Other" have decreased and "Self-Employment Contribution Act Taxes" correspondingly increased by \$317 million to correct estimates for calendar year 2011 and prior.

<sup>2</sup>Receipts have been increased by \$5.700 million to reflect additional reporting for the Department of Justice for the months of December 2013 and July 2014.

... No Transactions

(\*\*) Less than \$500,000

Note: Details may not add to totals due to rounding.

**Table 5. Outlays of the U.S. Government, September 2014 and Other Periods**

Classification	[\$ millions]								
	This Month			Current Fiscal Year to Date			Prior Fiscal Year to Date		
	Gross Outlays	Applicable Receipts	Outlays	Gross Outlays	Applicable Receipts	Outlays	Gross Outlays	Applicable Receipts	Outlays
<b>Legislative Branch:</b>									
Senate.....	72	(**)	72	812	2	810	857	3	854
House of Representatives.....	106	(**)	106	1,222	2	1,220	1,259	2	1,256
Joint Items.....	2	.....	2	18	.....	18	18	.....	18
Capitol Police.....	43	.....	43	327	.....	327	346	.....	346
Congressional Budget Office.....	5	.....	5	43	.....	43	43	.....	43
Architect of the Capitol.....	46	(**)	45	1443	5	438	1498	5	493
Library of Congress.....	56	1	55	567	10	557	632	10	622
Government Printing Office.....	31	.....	31	153	.....	153	89	.....	89
Government Accountability Office.....	58	.....	58	500	.....	500	498	.....	498
United States Tax Court.....	4	.....	4	56	.....	56	50	.....	50
Other Legislative Branch Agencies.....	6	.....	6	60	.....	60	62	.....	62
Proprietary Receipts from the Public.....	.....	4	-4	.....	16	-16	.....	10	-10
Intrabudgetary Transaction.....	(**)	.....	(**)	-10	.....	-10	-9	.....	-9
Offsetting Governmental Receipts.....	.....	.....	.....	.....	(**)	(**)	.....	(**)	(**)
<b>Total--Legislative Branch.....</b>	<b>428</b>	<b>5</b>	<b>423</b>	<b>4,191</b>	<b>35</b>	<b>4,156</b>	<b>4,342</b>	<b>30</b>	<b>4,312</b>
<b>Judicial Branch:</b>									
Supreme Court of the United States.....	7	.....	7	97	.....	97	85	.....	85
Courts of Appeals, District Courts, and Other									
Judicial Services.....	627	.....	627	7,058	.....	7,058	7,124	.....	7,124
Other.....	-7	.....	-7	392	.....	392	356	.....	356
Proprietary Receipts from the Public.....	.....	2	-2	.....	147	-147	.....	150	-150
Intrabudgetary Transactions.....	2	.....	2	-501	.....	-501	-351	.....	-351
<b>Total--Judicial Branch.....</b>	<b>630</b>	<b>2</b>	<b>628</b>	<b>7,047</b>	<b>147</b>	<b>6,900</b>	<b>7,215</b>	<b>150</b>	<b>7,065</b>
<b>Department of Agriculture:</b>									
Agricultural Research Service.....	118	.....	118	1,065	.....	1,065	1,116	.....	1,116
National Institute of Food and Agriculture:									
Research and Education Activities.....	79	.....	79	731	.....	731	662	.....	662
Extension Activities.....	65	.....	65	478	.....	478	395	.....	395
Other.....	15	.....	15	114	.....	114	132	.....	132
Animal and Plant Health Inspection Service.....	114	.....	114	1,035	.....	1,035	1,054	.....	1,054
Food Safety and Inspection Service.....	110	.....	110	980	.....	980	1,007	.....	1,007
Agricultural Marketing Service.....	103	.....	103	802	.....	802	1,051	.....	1,051
Risk Management Agency:									
Administrative and Operating Expenses.....	9	.....	9	67	.....	67	73	.....	73
Federal Crop Insurance Corporation Fund.....	629	3,023	-2,394	12,284	4,039	8,244	22,527	8,793	13,734
Farm Service Agency:									
Salaries and Expenses.....	139	.....	139	1,076	.....	1,076	1,133	.....	1,133
USDA Supplemental Assistance.....	(**)	.....	(**)	1	.....	1	2	.....	2
Agricultural Disaster Relief Fund.....	(**)	.....	(**)	36	.....	36	1,761	.....	1,761
Commodity Credit Corporation.....	739	527	212	18,123	7,041	11,082	19,670	11,184	8,486
Tobacco Trust Fund.....	269	.....	269	1,118	.....	1,118	857	.....	857
Agricultural Credit Insurance Fund.....	6	4	1	587	119	468	560	172	388
Other.....	3	.....	3	61	.....	61	1,187	.....	1,187
<b>Total--Farm Service Agency.....</b>	<b>1,156</b>	<b>531</b>	<b>625</b>	<b>21,002</b>	<b>7,160</b>	<b>13,843</b>	<b>25,169</b>	<b>11,356</b>	<b>13,813</b>
Natural Resources Conservation Service:									
Conservation Operations.....	91	.....	91	784	.....	784	795	.....	795
Farm Security and Rural Investment Programs.....	243	.....	243	2,720	.....	2,720	2,806	.....	2,806
Other.....	22	.....	22	141	.....	141	163	.....	163
Rural Development.....	76	.....	76	156	.....	156	212	.....	212
Rural Housing Service:									
Rural Housing Insurance Fund.....	6	50	-44	1,547	551	996	1,646	631	1,015
Rental Assistance Program.....	85	.....	85	1,146	.....	1,146	1,128	.....	1,128
Other.....	12	.....	12	197	.....	197	214	.....	214
Rural Utilities Service:									
Rural Electrification and Telecommunications Fund.....	478	400	78	2,838	3,270	-432	2,519	2,586	-67
Other.....	94	14	80	1,168	172	996	1,550	203	1,347
Foreign Agricultural Service.....	61	.....	61	1,282	.....	1,282	1,580	.....	1,580
Food and Nutrition Service:									
Supplemental Nutrition Assistance Program.....	6,366	.....	6,366	76,238	.....	76,238	82,548	.....	82,548
Child Nutrition Programs.....	929	.....	929	19,489	.....	19,489	19,325	.....	19,325
Special Supplemental Nutrition Program for									
Women, Infants, and Children (WIC).....	526	.....	526	6,265	.....	6,265	6,557	.....	6,557
Other.....	34	.....	34	348	.....	348	414	.....	414
<b>Total--Food and Nutrition Service.....</b>	<b>7,855</b>	<b>.....</b>	<b>7,855</b>	<b>102,339</b>	<b>.....</b>	<b>102,339</b>	<b>108,844</b>	<b>.....</b>	<b>108,844</b>
Forest Service:									
National Forest System.....	155	.....	155	1,525	.....	1,525	1,536	.....	1,536
Capital Improvement and Maintenance.....	45	.....	45	356	.....	356	427	.....	427
Wildland Fire Management.....	533	.....	533	2,751	.....	2,751	2,580	.....	2,580
Forest Service Permanent Appropriations.....	23	.....	23	463	.....	463	493	.....	493
Other.....	77	.....	77	781	.....	781	1,055	.....	1,055
<b>Total--Forest Service.....</b>	<b>833</b>	<b>.....</b>	<b>833</b>	<b>5,875</b>	<b>.....</b>	<b>5,875</b>	<b>6,091</b>	<b>.....</b>	<b>6,091</b>
Other.....	21	5	16	837	58	779	1,075	44	1,031
Proprietary Receipts from the Public.....	.....	106	-106	.....	2,557	-2,557	.....	2,257	-2,257
Intrabudgetary Transactions.....	-49	.....	-49	24	.....	24	-47	.....	-47
<b>Total--Department of Agriculture.....</b>	<b>12,226</b>	<b>4,129</b>	<b>8,097</b>	<b>159,612</b>	<b>17,806</b>	<b>141,806</b>	<b>181,761</b>	<b>25,870</b>	<b>155,892</b>

**Table 5. Outlays of the U.S. Government, September 2014 and Other Periods —Continued**

Classification	[\$ millions]								
	This Month			Current Fiscal Year to Date			Prior Fiscal Year to Date		
	Gross Outlays	Applicable Receipts	Outlays	Gross Outlays	Applicable Receipts	Outlays	Gross Outlays	Applicable Receipts	Outlays
<b>Department of Commerce:</b>									
Economic Development Administration .....	38	(**)	38	355	(**)	355	439	1	439
Bureau of the Census .....	10	.....	10	913	.....	913	1,053	.....	1,053
International Trade Administration .....	43	.....	43	447	.....	447	448	.....	448
National Oceanic and Atmospheric Administration .....	581	1	580	5,400	150	5,250	5,338	95	5,243
National Institute of Standards and Technology .....	69	.....	69	788	.....	788	904	.....	904
National Telecommunication and Information Administration .....	27	.....	27	369	.....	369	1,039	.....	1,039
Other .....	112	15	97	-60	109	-169	135	76	59
Proprietary Receipts from the Public .....	.....	13	-13	.....	33	-33	.....	44	-44
Intrabudgetary Transactions .....	-5	.....	-5	-20	.....	-20	(**)	.....	(**)
Offsetting Governmental Receipts .....	.....	1	-1	.....	1,224	-1,224	.....	3	-3
<b>Total--Department of Commerce .....</b>	<b>875</b>	<b>30</b>	<b>845</b>	<b>8,191</b>	<b>1,516</b>	<b>6,675</b>	<b>9,356</b>	<b>219</b>	<b>9,137</b>
<b>Department of Defense--Military Programs:</b>									
<b>Military Personnel:</b>									
Department of the Army .....	2,508	.....	2,508	61,492	.....	61,492	64,108	.....	64,108
Department of the Navy .....	1,884	.....	1,884	45,646	.....	45,646	44,642	.....	44,642
Department of the Air Force .....	2,028	.....	2,028	35,447	.....	35,447	35,284	.....	35,284
Defense Agencies .....	.....	.....	.....	6,337	.....	6,337	6,791	.....	6,791
<b>Total--Military Personnel .....</b>	<b>6,420</b>	<b>.....</b>	<b>6,420</b>	<b>148,923</b>	<b>.....</b>	<b>148,923</b>	<b>150,824</b>	<b>.....</b>	<b>150,824</b>
<b>Operation and Maintenance:</b>									
Department of the Army .....	6,584	.....	6,584	70,646	.....	70,646	84,401	.....	84,401
Department of the Navy .....	4,741	.....	4,741	53,741	.....	53,741	54,063	.....	54,063
Department of the Air Force .....	4,514	.....	4,514	51,415	.....	51,415	52,735	.....	52,735
Defense Agencies .....	7,175	.....	7,175	69,060	.....	69,060	68,461	.....	68,461
<b>Total--Operation and Maintenance .....</b>	<b>23,014</b>	<b>.....</b>	<b>23,014</b>	<b>244,862</b>	<b>.....</b>	<b>244,862</b>	<b>259,660</b>	<b>.....</b>	<b>259,660</b>
<b>International Reconstruction and Other Assistance:</b>									
Department of the Army .....	(**)	.....	(**)	1	.....	1	5	.....	5
<b>Procurement:</b>									
Department of the Army .....	1,199	.....	1,199	21,516	.....	21,516	28,557	.....	28,557
Department of the Navy .....	3,754	.....	3,754	41,928	.....	41,928	41,720	.....	41,720
Department of the Air Force .....	2,778	.....	2,778	36,099	.....	36,099	37,811	.....	37,811
Defense Agencies .....	727	.....	727	7,185	.....	7,185	6,825	.....	6,825
<b>Total--Procurement .....</b>	<b>8,458</b>	<b>.....</b>	<b>8,458</b>	<b>106,728</b>	<b>.....</b>	<b>106,728</b>	<b>114,913</b>	<b>.....</b>	<b>114,913</b>
<b>Research, Development, Test, and Evaluation:</b>									
Department of the Army .....	1,332	.....	1,332	8,566	.....	8,566	8,352	.....	8,352
Department of the Navy .....	1,490	.....	1,490	15,497	.....	15,497	15,555	.....	15,555
Department of the Air Force .....	2,793	.....	2,793	23,318	.....	23,318	24,878	.....	24,878
Defense Agencies .....	1,753	.....	1,753	18,035	.....	18,035	18,107	.....	18,107
<b>Total--Research, Development, Test, and Evaluation .....</b>	<b>7,368</b>	<b>.....</b>	<b>7,368</b>	<b>65,416</b>	<b>.....</b>	<b>65,416</b>	<b>66,892</b>	<b>.....</b>	<b>66,892</b>
<b>Military Construction:</b>									
Department of the Army .....	296	.....	296	3,106	.....	3,106	4,145	.....	4,145
Department of the Navy .....	92	.....	92	1,875	.....	1,875	2,574	.....	2,574
Department of the Air Force .....	88	.....	88	1,131	.....	1,131	1,484	.....	1,484
Defense Agencies .....	448	.....	448	3,723	.....	3,723	4,115	.....	4,115
<b>Total--Military Construction .....</b>	<b>925</b>	<b>.....</b>	<b>925</b>	<b>9,835</b>	<b>.....</b>	<b>9,835</b>	<b>12,319</b>	<b>.....</b>	<b>12,319</b>
<b>Family Housing:</b>									
Department of the Army .....	44	.....	44	440	.....	440	430	.....	430
Department of the Navy .....	41	.....	41	362	.....	362	417	.....	417
Department of the Air Force .....	37	.....	37	427	.....	427	662	.....	662
Defense Agencies .....	21	2	20	145	24	121	402	81	321
<b>Revolving and Management Funds:</b>									
Department of the Navy .....	7	.....	7	811	.....	811	1,177	.....	1,177
<b>Defense Agencies:</b>									
Working Capital Fund .....	385	.....	385	1,898	.....	1,898	1,979	.....	1,979
Other .....	6	.....	6	81	.....	81	53	.....	53
Allowances .....	-1	.....	-1	42	.....	42	-35	.....	-35
<b>Trust Funds:</b>									
Department of the Army .....	5	.....	5	13	.....	13	11	.....	11
Department of the Navy .....	1	.....	1	22	.....	22	22	.....	22
Department of the Air Force .....	2	(**)	2	6	(**)	6	3	(**)	3
Defense Agencies .....	50	.....	50	255	.....	255	395	.....	395
<b>Proprietary Receipts from the Public:</b>									
Department of the Army .....	.....	-663	663	.....	361	-361	.....	359	-359
Department of the Navy .....	.....	14	-14	.....	120	-120	.....	112	-112
Department of the Air Force .....	.....	42	-42	.....	133	-133	.....	79	-79
Defense Agencies .....	.....	-26	26	.....	1,476	-1,476	.....	967	-967
<b>Intrabudgetary Transactions:</b>									
Department of the Army .....	-43	.....	-43	-107	.....	-107	-483	.....	-483
Department of the Navy .....	95	.....	95	-121	.....	-121	16	.....	16
Department of the Air Force .....	48	.....	48	-31	.....	-31	-14	.....	-14
Defense Agencies .....	-351	.....	-351	120	.....	120	-250	.....	-250
<b>Offsetting Governmental Receipts:</b>									
Department of the Army .....	.....	.....	.....	.....	1	-1	.....	(**)	(**)
<b>Total--Department of Defense--Military Programs .....</b>	<b>46,532</b>	<b>-631</b>	<b>47,164</b>	<b>580,129</b>	<b>2,116</b>	<b>578,013</b>	<b>609,399</b>	<b>1,598</b>	<b>607,801</b>



**Table 5. Outlays of the U.S. Government, September 2014 and Other Periods —Continued**

Classification	[\$ millions]								
	This Month			Current Fiscal Year to Date			Prior Fiscal Year to Date		
	Gross Outlays	Applicable Receipts	Outlays	Gross Outlays	Applicable Receipts	Outlays	Gross Outlays	Applicable Receipts	Outlays
<b>Department of Education:</b>									
Office of Elementary and Secondary Education:									
Accelerating Achievement and Ensuring Equity.....	1,063	.....	1,063	15,775	.....	15,775	16,795	.....	16,795
Impact Aid.....	11	.....	11	1,144	.....	1,144	1,342	.....	1,342
Education Improvement Programs.....	381	.....	381	4,402	.....	4,402	4,756	.....	4,756
State Fiscal Stabilization Fund, Recovery Act.....	119	.....	119	1,387	.....	1,387	1,292	.....	1,292
Other.....	37	.....	37	394	.....	394	661	.....	661
<b>Total—Office of Elementary and Secondary Education .....</b>	<b>1,611</b>	<b>.....</b>	<b>1,611</b>	<b>23,101</b>	<b>.....</b>	<b>23,101</b>	<b>24,846</b>	<b>.....</b>	<b>24,846</b>
Office of Innovation and Improvement .....	115	.....	115	1,222	.....	1,222	1,051	.....	1,051
Office of English Language Acquisition.....	74	.....	74	736	.....	736	696	.....	696
Office of Special Education and Rehabilitative Services:									
Special Education.....	1,030	.....	1,030	12,605	.....	12,605	12,366	.....	12,366
Rehabilitation Services and Disability Research .....	224	.....	224	3,253	.....	3,253	3,480	.....	3,480
Special Institutions for Persons with Disabilities .....	20	.....	20	212	.....	212	197	.....	197
Office of Vocational and Adult Education.....	133	.....	133	1,681	.....	1,681	1,785	.....	1,785
Office of Postsecondary Education:									
Higher Education.....	184	.....	184	2,164	.....	2,164	2,339	.....	2,339
Other.....	13	4	9	250	15	236	232	17	214
<b>Total—Office of Postsecondary Education .....</b>	<b>197</b>	<b>4</b>	<b>193</b>	<b>2,414</b>	<b>15</b>	<b>2,400</b>	<b>2,571</b>	<b>17</b>	<b>2,554</b>
Office of Federal Student Aid:									
Student Financial Assistance.....	6,263	.....	6,263	33,179	.....	33,179	34,041	.....	34,041
Student Aid Administration.....	147	.....	147	1,328	.....	1,328	1,312	.....	1,312
Federal Student Loan Reserve Fund.....	-156	.....	-156	11	.....	11	-176	.....	-176
Federal Direct Student Loans .....	.....	.....	.....	16,254	.....	16,254	3,277	.....	3,277
Federal Family Education Loans.....	-28	.....	-28	2,011	.....	2,011	2,838	.....	2,838
Other.....	(**)	1	(**)	17	2	15	15	.....	15
<b>Total—Office of Federal Student Aid.....</b>	<b>6,227</b>	<b>1</b>	<b>6,226</b>	<b>52,800</b>	<b>2</b>	<b>52,798</b>	<b>41,308</b>	<b>.....</b>	<b>41,308</b>
Institute of Education Sciences.....	80	.....	80	667	.....	667	769	.....	769
Departmental Management .....	66	.....	66	586	.....	586	583	.....	583
Other.....	(**)	.....	(**)	2	.....	2	6	.....	6
Proprietary Receipts from the Public.....	.....	8,417	-8,417	.....	39,683	-39,683	.....	48,646	-48,646
Intrabudgetary Transactions .....	56	.....	56	29	.....	29	-83	.....	-83
<b>Total—Department of Education .....</b>	<b>9,832</b>	<b>8,421</b>	<b>1,411</b>	<b>99,308</b>	<b>39,700</b>	<b>59,609</b>	<b>89,574</b>	<b>48,663</b>	<b>40,910</b>
<b>Department of Energy:</b>									
National Nuclear Security Administration:									
Naval Reactors.....	118	.....	118	1,049	.....	1,049	1,018	.....	1,018
Weapons Activities .....	552	.....	552	7,219	.....	7,219	7,064	.....	7,064
Defense Nuclear Nonproliferation .....	171	.....	171	1,884	.....	1,884	2,224	.....	2,224
Other.....	34	.....	34	364	.....	364	386	.....	386
Environmental and Other Defense Activities:									
Defense Environmental Cleanup .....	454	.....	454	4,769	.....	4,769	4,735	.....	4,735
Other Defense Activities .....	58	.....	58	694	.....	694	673	.....	673
Defense Nuclear Waste Disposal .....	(**)	.....	(**)	3	.....	3	5	.....	5
Energy Programs:									
Science.....	439	.....	439	5,010	.....	5,010	5,120	.....	5,120
Energy Supply.....	111	.....	111	1,369	.....	1,369	1,784	.....	1,784
Energy Efficiency and Renewable Energy .....	180	.....	180	2,061	.....	2,061	2,999	.....	2,999
Fossil Energy Research and Development.....	86	.....	86	917	.....	917	896	.....	896
Uranium Enrichment Decontamination and Decommissioning Fund.....	38	.....	38	418	.....	418	437	.....	437
Advanced Technology Vehicles Manufacturing Loan Program .....	(**)	.....	(**)	18	.....	18	123	.....	123
Title 17 Innovative Technology Loan Guarantee Program .....	13	.....	13	213	.....	213	487	.....	487
Other.....	153	5	148	784	60	724	663	54	609
<b>Total—Energy Programs.....</b>	<b>1,020</b>	<b>5</b>	<b>1,015</b>	<b>10,791</b>	<b>60</b>	<b>10,731</b>	<b>12,510</b>	<b>54</b>	<b>12,457</b>
Power Marketing Administration .....	367	-193	560	3,738	3,397	341	3,859	3,682	178
Departmental Administration.....	10	.....	10	151	.....	151	182	.....	182
Proprietary Receipts from the Public.....	.....	182	-182	.....	2,011	-2,011	.....	2,716	-2,716
Intrabudgetary Transactions .....	-111	.....	-111	-1,525	.....	-1,525	-1,530	.....	-1,530
Offsetting Governmental Receipts .....	.....	39	-39	.....	39	-39	.....	(**)	(**)
<b>Total—Department of Energy.....</b>	<b>2,673</b>	<b>33</b>	<b>2,640</b>	<b>29,137</b>	<b>5,508</b>	<b>23,630</b>	<b>31,128</b>	<b>6,452</b>	<b>24,675</b>

**Table 5. Outlays of the U.S. Government, September 2014 and Other Periods —Continued**

Classification	[\$ millions]								
	This Month			Current Fiscal Year to Date			Prior Fiscal Year to Date		
	Gross Outlays	Applicable Receipts	Outlays	Gross Outlays	Applicable Receipts	Outlays	Gross Outlays	Applicable Receipts	Outlays
<b>Department of Health and Human Services:</b>									
Food and Drug Administration .....	-323	1	-323	1,975	8	1,966	1,546	9	1,538
Health Resources and Services Administration .....	833	.....	833	9,001	6	8,996	8,654	8	8,646
Indian Health Service.....	202	.....	202	4,509	.....	4,509	4,274	.....	4,274
Centers for Disease Control and Prevention.....	660	.....	660	6,312	.....	6,312	6,617	.....	6,617
National Institutes of Health.....	1,921	.....	1,921	29,348	.....	29,348	30,976	.....	30,976
Substance Abuse and Mental Health Services Administration.....	188	.....	188	3,191	.....	3,191	3,225	.....	3,225
Agency for Healthcare Research and Quality.....	-9	.....	-9	42	.....	42	319	.....	319
Centers for Medicare and Medicaid Services:									
Grants to States for Medicaid.....	28,453	.....	28,453	301,471	.....	301,471	265,392	.....	265,392
Payments to Health Care Trust Funds.....	24,277	.....	24,277	265,637	.....	265,637	242,406	.....	242,406
Children's Health Insurance Fund.....	743	.....	743	9,674	.....	9,674	9,382	.....	9,382
State Grants and Demonstrations.....	51	.....	51	509	.....	509	517	.....	517
Federal Hospital Insurance Trust Fund:									
Benefit Payments.....	26,815	.....	26,815	266,677	.....	266,677	269,113	.....	269,113
Administrative Expenses.....	437	.....	437	7,124	.....	7,124	6,522	.....	6,522
Total--FHI Trust Fund.....	27,252	.....	27,252	273,801	.....	273,801	275,635	.....	275,635
Health Care Fraud and Abuse Control.....	132	.....	132	1,358	.....	1,358	1,555	.....	1,555
Federal Supplementary Medical Insurance Trust Fund:									
Benefit Payments.....	25,510	.....	25,510	259,256	.....	259,256	245,763	.....	245,763
Administrative Expenses.....	1,057	.....	1,057	6,675	.....	6,675	6,275	.....	6,275
Medicare Prescription Drugs:									
Benefit Payments.....	5,430	.....	5,430	64,698	.....	64,698	61,606	.....	61,606
Administrative Expenses.....	36	.....	36	400	.....	400	367	.....	367
Total--FSMI Trust Fund.....	32,033	.....	32,033	331,030	.....	331,030	314,011	.....	314,011
Other.....	52	.....	52	3,464	.....	3,464	4,279	.....	4,279
Total--Centers for Medicare and Medicaid Services.....	112,991	.....	112,991	1,186,943	.....	1,186,943	1,113,178	.....	1,113,178
Administration for Children and Families:									
Temporary Assistance for Needy Families.....	1,630	.....	1,630	16,267	.....	16,267	17,107	.....	17,107
Contingency Fund.....	62	.....	62	621	.....	621	699	.....	699
Payments to States for Child Support Enforcement and Family Support Programs.....	1,025	.....	1,025	4,112	.....	4,112	4,066	.....	4,066
Low Income Home Energy Assistance.....	172	.....	172	3,537	.....	3,537	3,532	.....	3,532
Refugee and Entrant Assistance.....	126	.....	126	1,278	.....	1,278	997	.....	997
Child Care Entitlement to States.....	300	.....	300	2,839	.....	2,839	2,872	.....	2,872
Payments to States for the Child Care and Development Block Grant.....	227	.....	227	2,226	.....	2,226	2,177	.....	2,177
Social Services Block Grant.....	181	.....	181	1,748	.....	1,748	1,877	.....	1,877
Children and Families Services Programs.....	804	.....	804	9,373	.....	9,373	9,722	.....	9,722
Payments to States for Foster Care and Adoption Assistance.....	589	.....	589	6,867	.....	6,867	6,770	.....	6,770
Other.....	38	.....	38	555	.....	555	611	.....	611
Total--Administration for Children and Families.....	5,154	.....	5,154	49,423	.....	49,423	50,431	.....	50,431
Administration on Aging.....	148	.....	148	1,463	.....	1,463	1,440	.....	1,440
Departmental Management.....	916	.....	916	3,569	.....	3,569	3,192	.....	3,192
Other.....	23	.....	23	736	.....	736	555	.....	555
Proprietary Receipts from the Public.....	.....	15,847	-15,847	.....	95,669	-95,669	.....	94,565	-94,565
Intrabudgetary Transactions:									
Payments for Health Insurance for the Aged:									
Federal Supplementary Medical Insurance Trust Fund.....	-19,553	.....	-19,553	-244,352	.....	-244,352	-227,209	.....	-227,209
Payments for Tax and Other Credits:									
Federal Hospital Insurance Trust Fund.....	-4,726	.....	-4,726	-21,286	.....	-21,286	-15,173	.....	-15,173
Other.....	-1	.....	-1	842	.....	842	-1,150	.....	-1,150
Total--Department of Health and Human Services.....	98,424	15,847	82,577	1,031,715	95,683	936,032	980,875	94,582	886,293
<b>Department of Homeland Security:</b>									
Departmental Management and Operations.....	93	.....	93	978	.....	978	1,266	.....	1,266
Citizenship and Immigration Services.....	307	.....	307	2,928	.....	2,928	2,835	.....	2,835
United States Secret Service.....	216	.....	216	1,831	.....	1,831	1,809	.....	1,809
Transportation Security Administration.....	505	.....	505	5,391	390	5,001	5,506	.....	5,506
Immigration and Customs Enforcement.....	697	.....	697	5,647	.....	5,647	5,762	.....	5,762
U.S. Customs and Border Protection.....	1,480	4	1,475	11,979	4	11,975	12,069	.....	12,069
United States Coast Guard.....	756	.....	756	10,372	.....	10,372	10,331	3	10,328
National Protection and Programs Directorate.....	192	.....	192	1,372	.....	1,372	1,448	.....	1,448
Federal Emergency Management Agency:									
State and Local Programs.....	337	.....	337	2,863	.....	2,863	3,730	.....	3,730
Firefighter Assistance Grants.....	58	.....	58	647	.....	647	714	.....	714
Disaster Relief.....	347	.....	347	5,974	.....	5,974	9,363	.....	9,363
National Flood Insurance Fund.....	116	189	-73	1,025	2,319	-1,295	8,692	1,778	6,914
Other.....	188	.....	188	1,358	.....	1,358	1,677	.....	1,677
Total--Federal Emergency Management Agency.....	1,047	189	857	11,866	2,319	9,547	24,177	1,778	22,398
Science and Technology.....	76	.....	76	757	.....	757	592	.....	592
Domestic Nuclear Detection Office.....	27	.....	27	307	.....	307	286	.....	286
Other.....	29	.....	29	368	.....	368	438	.....	438
Proprietary Receipts from the Public.....	.....	30	-30	.....	269	-269	.....	215	-215
Intrabudgetary Transactions.....	-30	.....	-30	17	.....	17	8	.....	8
Offsetting Governmental Receipts.....	.....	593	-593	.....	7,571	-7,571	.....	7,311	-7,311
Total--Department of Homeland Security.....	5,395	816	4,579	53,812	10,554	43,259	66,526	9,307	57,219

**Table 5. Outlays of the U.S. Government, September 2014 and Other Periods —Continued**

Classification	[\$ millions]								
	This Month			Current Fiscal Year to Date			Prior Fiscal Year to Date		
	Gross Outlays	Applicable Receipts	Outlays	Gross Outlays	Applicable Receipts	Outlays	Gross Outlays	Applicable Receipts	Outlays
<b>Department of Housing and Urban Development:</b>									
Public and Indian Housing Programs:									
Tenant Based Rental Assistance.....	1,509	.....	1,509	18,288	.....	18,288	18,022	.....	18,022
Housing Certificate Fund.....	25	.....	25	345	.....	345	479	.....	479
Project-Based Rental Assistance.....	830	.....	830	9,824	.....	9,824	9,429	.....	9,429
Public Housing Capital Fund.....	188	.....	188	2,161	.....	2,161	2,182	.....	2,182
Public Housing Operating Fund.....	374	.....	374	4,284	.....	4,284	4,068	.....	4,068
Revitalization of Severely Distressed Public Housing (Hope VI).....	7	.....	7	97	.....	97	159	.....	159
Native American Housing Block Grant.....	85	.....	85	747	.....	747	728	.....	728
Other.....	2	.....	2	153	.....	153	21	.....	21
<b>Total--Public and Indian Housing Programs.....</b>	<b>3,020</b>	<b>.....</b>	<b>3,020</b>	<b>35,899</b>	<b>.....</b>	<b>35,899</b>	<b>35,088</b>	<b>.....</b>	<b>35,088</b>
Community Planning and Development:									
Housing Opportunities for Persons with AIDS.....	24	.....	24	303	.....	303	307	.....	307
Community Development Fund.....	502	.....	502	6,368	.....	6,368	5,768	.....	5,768
Home Investment Partnership Program.....	131	.....	131	1,250	.....	1,250	1,420	.....	1,420
Neighborhood Stabilization Program.....	10	.....	10	303	.....	303	793	.....	793
Homeless Assistance Grants.....	163	.....	163	1,878	.....	1,878	1,735	.....	1,735
Other.....	8	.....	8	102	(**)	102	103	(**)	103
<b>Total--Community Planning and Development.....</b>	<b>839</b>	<b>.....</b>	<b>839</b>	<b>10,203</b>	<b>(**)</b>	<b>10,203</b>	<b>10,126</b>	<b>(**)</b>	<b>10,126</b>
Housing Programs:									
Credit Accounts:									
FHA-Mutual Mortgage Insurance Fund, Program Account.....	9	.....	9	5,870	.....	5,870	27,780	.....	27,780
FHA-Mutual Mortgage Insurance Capital Reserve Account.....	-632	.....	-632	-13,098	.....	-13,098	-22,695	.....	-22,695
FHA-Mutual Mortgage and Cooperative Housing Insurance Fund, Liquidating Account.....	2	.....	2	(**)	22	18	4	35	25
FHA-General and Special Risk Fund, Program Account.....	.....	.....	.....	210	.....	210	5,682	.....	5,682
FHA-General and Special Risk Fund, Liquidating Account.....	6	.....	18	-12	46	210	-165	82	212
Housing for the Elderly or Handicapped Fund, Liquidating Account.....	(**)	.....	39	-39	(**)	483	-483	2	589
Home Ownership Preservation Equity Fund.....	.....	.....	.....	.....	.....	.....	-1	.....	-1
Housing for the Elderly.....	77	.....	77	888	.....	888	855	.....	855
Housing for Persons with Disabilities.....	18	.....	18	223	.....	223	218	.....	218
Other Assisted Housing Programs.....	25	.....	25	329	.....	329	391	.....	391
Other.....	8	.....	1	7	69	44	25	116	45
<b>Total--Housing Programs.....</b>	<b>-488</b>	<b>60</b>	<b>-547</b>	<b>-5,441</b>	<b>756</b>	<b>-6,197</b>	<b>12,464</b>	<b>871</b>	<b>11,593</b>
Government National Mortgage Association:									
Guarantees of Mortgage-Backed Securities.....	-657	.....	4	-660	-588	55	-643	-735	44
Management and Administration.....	191	.....	191	1,747	.....	1,747	1,791	.....	1,791
Other.....	23	.....	23	235	.....	235	252	.....	252
Proprietary Receipts from the Public:									
FHA-General and Special Risk Fund.....	.....	.....	50	-50	.....	2,668	-2,668	.....	1,442
Other.....	.....	.....	7	-7	.....	32	-32	.....	24
Intrabudgetary Transactions.....	-1	.....	-1	-14	.....	-14	-25	.....	-25
Offsetting Governmental Receipts.....	.....	.....	1	-1	.....	5	-5	.....	4
<b>Total--Department of Housing and Urban Development.....</b>	<b>2,927</b>	<b>122</b>	<b>2,805</b>	<b>42,040</b>	<b>3,515</b>	<b>38,524</b>	<b>58,961</b>	<b>2,385</b>	<b>56,576</b>
<b>Department of the Interior:</b>									
Land and Minerals Management:									
Bureau of Land Management:									
Management of Lands and Resources.....	122	.....	122	942	.....	942	905	.....	905
Other.....	38	.....	120	-83	443	242	201	519	203
Bureau of Ocean Energy Management, Regulation and Enforcement.....									
Office of Surface Mining Reclamation and Enforcement.....	18	.....	18	48	.....	48	-11	.....	-11
Office of Surface Mining Reclamation and Enforcement.....	41	.....	41	568	.....	568	713	.....	713
<b>Total--Land and Minerals Management.....</b>	<b>219</b>	<b>120</b>	<b>99</b>	<b>2,002</b>	<b>242</b>	<b>1,760</b>	<b>2,124</b>	<b>203</b>	<b>1,921</b>
Water and Science:									
Bureau of Reclamation:									
Water and Related Resources.....	150	.....	150	848	.....	848	868	.....	868
Other.....	68	.....	31	37	965	335	630	659	343
United States Geological Survey.....	109	.....	109	1,074	.....	1,074	1,013	.....	1,013
Other.....	1	.....	1	14	.....	14	24	.....	24
<b>Total--Water and Science.....</b>	<b>328</b>	<b>31</b>	<b>297</b>	<b>2,901</b>	<b>335</b>	<b>2,566</b>	<b>2,565</b>	<b>343</b>	<b>2,222</b>
Fish and Wildlife and Parks:									
United States Fish and Wildlife Service.....	249	.....	249	2,643	.....	2,643	2,617	.....	2,617
National Park Service.....	329	.....	329	2,887	.....	2,887	2,970	.....	2,970
<b>Total--Fish and Wildlife and Parks.....</b>	<b>578</b>	<b>.....</b>	<b>578</b>	<b>5,530</b>	<b>.....</b>	<b>5,530</b>	<b>5,586</b>	<b>.....</b>	<b>5,586</b>
Bureau of Indian Affairs and Departmental Offices:									
Bureau of Indian Education.....	274	(**)	274	2,750	1	2,750	2,541	1	2,540
Departmental Offices:									
Mineral Leasing and Associated Payments.....	167	.....	167	2,147	.....	2,147	1,890	.....	1,890
Other.....	28	.....	28	310	.....	310	326	.....	326
Insular Affairs.....	271	.....	271	615	.....	615	630	.....	630
Office of the Special Trustee for American Indians.....	19	.....	19	209	.....	209	560	.....	560
Department-Wide Programs.....	77	.....	77	1,243	.....	1,243	1,427	.....	1,427
Other.....	25	.....	25	188	.....	188	214	.....	214
Proprietary Receipts from the Public.....	.....	.....	690	-690	.....	5,923	-5,923	.....	5,630
Intrabudgetary Transactions.....	88	.....	88	-121	.....	-121	-2,081	.....	-2,081
<b>Total--Department of the Interior.....</b>	<b>2,073</b>	<b>842</b>	<b>1,231</b>	<b>17,774</b>	<b>6,501</b>	<b>11,273</b>	<b>15,782</b>	<b>6,176</b>	<b>9,606</b>

**Table 5. Outlays of the U.S. Government, September 2014 and Other Periods —Continued**

Classification	[\$ millions]								
	This Month			Current Fiscal Year to Date			Prior Fiscal Year to Date		
	Gross Outlays	Applicable Receipts	Outlays	Gross Outlays	Applicable Receipts	Outlays	Gross Outlays	Applicable Receipts	Outlays
<b>Department of Justice:</b>									
General Administration .....	66	.....	66	272	.....	272	784	.....	784
Legal Activities and United States Marshals:									
General Legal Activities .....	85	.....	85	822	.....	822	811	.....	811
United States Attorneys .....	176	.....	176	1,827	.....	1,827	1,931	.....	1,931
United States Marshals Service .....	166	.....	166	1,155	.....	1,155	1,246	.....	1,246
Assets Forfeiture Fund .....	180	.....	180	1,375	.....	1,375	1,441	.....	1,441
Other .....	199	.....	199	1,921	.....	1,921	1,820	.....	1,820
Federal Bureau of Investigation .....	871	.....	871	7,741	.....	7,741	8,074	.....	8,074
Drug Enforcement Administration .....	254	.....	254	2,281	.....	2,281	2,401	.....	2,401
Bureau of Alcohol, Tobacco, Firearms, and Explosives .....	131	.....	131	1,123	.....	1,123	1,135	.....	1,135
Federal Prison System .....	757	24	733	7,119	368	6,752	7,130	369	6,761
Office of Justice Programs:									
State and Local Law Enforcement Assistance .....	97	.....	97	1,171	.....	1,171	1,318	.....	1,318
Community Oriented Policing Services .....	14	.....	14	294	.....	294	513	.....	513
Crime Victims Fund .....	61	.....	61	684	.....	684	716	.....	716
Other .....	79	.....	79	928	.....	928	956	.....	956
Other .....	71	.....	71	779	.....	779	786	.....	786
Proprietary Receipts from the Public .....	.....	9	-9	.....	432	-432	.....	240	-240
Intrabudgetary Transactions .....	28	.....	28	464	.....	464	-156	.....	-156
Offsetting Governmental Receipts .....	.....	41	-41	.....	538	-538	.....	553	-553
<b>Total--Department of Justice .....</b>	<b>3,235</b>	<b>74</b>	<b>3,161</b>	<b>29,955</b>	<b>1,338</b>	<b>28,617</b>	<b>30,905</b>	<b>1,162</b>	<b>29,742</b>
<b>Department of Labor:</b>									
Employment and Training Administration:									
Training and Employment Services .....	257	.....	257	3,103	.....	3,103	3,478	.....	3,478
Office of Job Corps .....	170	.....	170	1,590	.....	1,590	1,577	.....	1,577
Community Service Employment for Older Americans .....	38	.....	38	420	.....	420	446	.....	446
Federal Unemployment Benefits and Allowances .....	38	.....	38	529	.....	529	466	.....	466
Federal Additional Unemployment Compensation Program-Recovery Act .....	-5	.....	-5	-14	.....	-14	-16	.....	-16
State Unemployment Insurance and Employment Service Operations .....	59	.....	59	376	.....	376	-20	.....	-20
Payments to the Unemployment Trust Fund .....	-144	.....	-144	4,883	.....	4,883	26,360	.....	26,360
Advances to the Unemployment Trust Fund and Other Funds .....	600	.....	600	1,210	.....	1,210	.....	.....	.....
Program Administration .....	12	.....	12	93	.....	93	101	.....	101
Unemployment Trust Fund:									
Federal-State Unemployment Insurance:									
State Unemployment Benefits .....	2,533	.....	2,533	42,184	.....	42,184	66,923	.....	66,923
State Administrative Expenses .....	259	.....	259	3,696	.....	3,696	4,421	.....	4,421
Federal Administrative Expenses .....	66	.....	66	451	.....	451	405	.....	405
Other .....	519	.....	519	774	.....	774	921	.....	921
Total--Unemployment Trust Fund .....	<b>3,378</b>	.....	<b>3,378</b>	<b>47,105</b>	.....	<b>47,105</b>	<b>72,669</b>	.....	<b>72,669</b>
Other .....	-552	.....	-552	-659	.....	-659	351	.....	351
<b>Total--Employment and Training Administration .....</b>	<b>3,849</b>	.....	<b>3,849</b>	<b>58,636</b>	.....	<b>58,636</b>	<b>105,412</b>	.....	<b>105,412</b>

**Table 5. Outlays of the U.S. Government, September 2014 and Other Periods —Continued**

Classification	[\$ millions]								
	This Month			Current Fiscal Year to Date			Prior Fiscal Year to Date		
	Gross Outlays	Applicable Receipts	Outlays	Gross Outlays	Applicable Receipts	Outlays	Gross Outlays	Applicable Receipts	Outlays
<b>Department of Labor:—Continued</b>									
Pension Benefit Guaranty Corporation .....	497	331	166	5,989	5,759	231	5,890	7,466	-1,576
Employment Standards Administration .....	(**)	.....	(**)	-2	.....	-2	3	.....	3
Office of Workers' Compensation Programs:									
Special Benefits .....	224	.....	224	59	.....	59	20	.....	20
Energy Employees Occupational Illness Compensation Fund .....	78	.....	78	1,052	.....	1,052	1,245	.....	1,245
Special Benefits for Disabled Coal Miners .....	11	.....	11	130	.....	130	148	.....	148
Black Lung Disability Trust Fund.....	93	.....	93	296	.....	296	289	.....	289
Other .....	35	.....	35	356	.....	356	374	.....	374
Wage and Hour Division .....	28	.....	28	269	.....	269	280	.....	280
Occupational Safety and Health Administration .....	53	.....	53	531	.....	531	555	.....	555
Mine Safety and Health Administration .....	36	.....	36	355	.....	355	362	.....	362
Bureau of Labor Statistics.....	49	.....	49	515	.....	515	535	.....	535
Departmental Management .....	71	.....	71	501	.....	501	526	.....	526
Other .....	36	.....	36	314	.....	314	325	.....	325
Proprietary Receipts from the Public.....	.....	17	-17	.....	24	-24	.....	674	-674
Intrabudgetary Transactions .....	-34	.....	-34	-6,019	.....	-6,019	-27,516	.....	-27,516
<b>Total--Department of Labor.....</b>	<b>5,026</b>	<b>348</b>	<b>4,678</b>	<b>62,983</b>	<b>5,783</b>	<b>57,200</b>	<b>88,450</b>	<b>8,140</b>	<b>80,310</b>
<b>Department of State:</b>									
Administration of Foreign Affairs:									
Diplomatic and Consular Programs .....	891	.....	891	8,362	.....	8,362	8,246	.....	8,246
Educational and Cultural Exchange Programs.....	67	.....	67	604	.....	604	629	.....	629
Embassy Security, Construction, and Maintenance.....	31	.....	31	1,673	.....	1,673	1,668	.....	1,668
Payment to Foreign Service Retirement and Disability Fund .....	175	.....	175	334	.....	334	333	.....	333
Foreign Service Retirement and Disability Fund .....	79	.....	79	918	.....	918	893	.....	893
Other .....	6	.....	6	-485	.....	-485	29	.....	29
<b>Total--Administration of Foreign Affairs.....</b>	<b>1,249</b>	<b>.....</b>	<b>1,249</b>	<b>11,405</b>	<b>.....</b>	<b>11,405</b>	<b>11,798</b>	<b>.....</b>	<b>11,798</b>
International Organizations and Conferences .....	1,577	.....	1,577	3,240	.....	3,240	3,015	.....	3,015
Global Health and Child Survival .....	1,572	.....	1,572	8,307	.....	8,307	7,696	.....	7,696
Migration and Refugee Assistance .....	378	.....	378	3,054	.....	3,054	2,011	.....	2,011
International Narcotics Control and Law Enforcement .....	258	.....	258	1,424	.....	1,424	1,393	.....	1,393
Andean Counterdrug Programs .....	1	.....	1	34	.....	34	82	.....	82
Other .....	37	.....	37	425	.....	425	439	.....	439
Proprietary Receipts from the Public.....	.....	-51	51	.....	(**)	(**)	.....	26	-26
Intrabudgetary Transactions .....	-213	.....	-213	-386	.....	-386	-437	.....	-437
<b>Total--Department of State.....</b>	<b>4,858</b>	<b>-51</b>	<b>4,909</b>	<b>27,505</b>	<b>(**)</b>	<b>27,504</b>	<b>25,997</b>	<b>26</b>	<b>25,972</b>
<b>Department of Transportation:</b>									
Office of the Secretary .....	145	.....	145	870	.....	870	1,030	.....	1,030
Federal Aviation Administration:									
Operations .....	1,044	.....	1,044	3,105	.....	3,105	4,330	.....	4,330
Airport and Airway Trust Fund:									
Grants-In-Aid for Airports .....	386	.....	386	3,259	.....	3,259	3,653	.....	3,653
Facilities and Equipment.....	287	.....	287	2,717	.....	2,717	2,753	.....	2,753
Research, Engineering, and Development.....	18	.....	18	149	.....	149	152	.....	152
Trust Fund Share of FAA Operations.....	.....	.....	.....	6,495	.....	6,495	4,796	.....	4,796
<b>Total--Airport and Airway Trust Fund.....</b>	<b>691</b>	<b>.....</b>	<b>691</b>	<b>12,620</b>	<b>.....</b>	<b>12,620</b>	<b>11,353</b>	<b>.....</b>	<b>11,353</b>
Other .....	-52	-10	-41	-82	147	-229	19	191	-171
<b>Total--Federal Aviation Administration .....</b>	<b>1,683</b>	<b>-10</b>	<b>1,694</b>	<b>15,643</b>	<b>147</b>	<b>15,496</b>	<b>15,703</b>	<b>191</b>	<b>15,512</b>
Federal Highway Administration:									
Highway Trust Fund:									
Federal-Aid Highways.....	4,967	.....	4,967	42,510	.....	42,510	41,742	.....	41,742
Other.....	(**)	.....	(**)	9	3	6	19	16	2
Highway Infrastructure Investment, Recovery Act.....	8	.....	8	156	.....	156	1,116	.....	1,116
Other Programs .....	100	.....	100	22,800	.....	22,800	6,956	.....	6,956
<b>Total--Federal Highway Administration .....</b>	<b>5,076</b>	<b>.....</b>	<b>5,076</b>	<b>65,475</b>	<b>3</b>	<b>65,472</b>	<b>49,832</b>	<b>16</b>	<b>49,816</b>
Federal Motor Carrier Safety Administration .....	44	.....	44	534	.....	534	545	.....	545
National Highway Traffic Safety Administration .....	104	.....	104	881	.....	881	752	.....	752
Federal Railroad Administration:									
Operating Subsidy Grants to the National Railroad Passenger Corporation .....	.....	.....	.....	340	.....	340	442	.....	442
Capital and Debt Service Grants to the National Railroad Passenger Corporation.....	62	.....	62	893	.....	893	900	.....	900
Capital Assistance for High Speed Rail Corridors and Intercity Passenger Rail Service .....	100	.....	100	1,007	.....	1,007	547	.....	547
Other .....	93	.....	93	571	(**)	571	579	(**)	579
<b>Total--Federal Railroad Administration.....</b>	<b>256</b>	<b>.....</b>	<b>256</b>	<b>2,812</b>	<b>(**)</b>	<b>2,811</b>	<b>2,467</b>	<b>(**)</b>	<b>2,467</b>

**Table 5. Outlays of the U.S. Government, September 2014 and Other Periods —Continued**

Classification	[\$ millions]								
	This Month			Current Fiscal Year to Date			Prior Fiscal Year to Date		
	Gross Outlays	Applicable Receipts	Outlays	Gross Outlays	Applicable Receipts	Outlays	Gross Outlays	Applicable Receipts	Outlays
<b>Department of Transportation:—Continued</b>									
Federal Transit Administration:									
Formula Grants.....	6	.....	6	98	.....	98	134	.....	134
Capital Investment Grants.....	280	.....	280	2,101	.....	2,101	2,138	.....	2,138
Transit Formula Grants.....	977	.....	977	9,127	.....	9,127	8,092	.....	8,092
Transit Capital Assistance, Recovery Act.....	12	.....	12	174	.....	174	714	.....	714
Other.....	66	.....	66	779	.....	779	576	.....	576
<b>Total—Federal Transit Administration.....</b>	<b>1,342</b>	<b>.....</b>	<b>1,342</b>	<b>12,279</b>	<b>.....</b>	<b>12,279</b>	<b>11,654</b>	<b>.....</b>	<b>11,654</b>
Maritime Administration.....	113	7	106	445	15	430	455	21	433
Other.....	17	4	13	373	32	341	364	32	332
Proprietary Receipts from the Public.....	.....	129	-129	.....	400	-400	.....	249	-249
Intrabudgetary Transactions:									
Payment from the General Fund, Highway Trust Fund.....	.....	.....	.....	-22,458	.....	-22,458	-5,884	.....	-5,884
Other.....	(**)	.....	(**)	-2	.....	-2	-1	.....	-1
Offsetting Governmental Receipts.....	.....	1	-1	.....	101	-101	.....	87	-87
<b>Total—Department of Transportation.....</b>	<b>8,781</b>	<b>131</b>	<b>8,650</b>	<b>76,852</b>	<b>698</b>	<b>76,154</b>	<b>76,916</b>	<b>596</b>	<b>76,320</b>
<b>Department of the Treasury:</b>									
Departmental Offices:									
Exchange Stabilization Fund.....	.....	-6	6	.....	99	-99	.....	130	-130
Grants for Specified Energy Property in Lieu of Tax Credit.....	85	.....	85	3,323	.....	3,323	5,399	.....	5,399
Housing and Economic Recovery Programs.....	.....	.....	.....	5	.....	5	545	.....	545
Troubled Asset Relief Programs.....	332	.....	332	4,390	.....	4,390	4,427	.....	4,427
Other.....	198	.....	198	2,024	.....	2,024	2,031	.....	2,031
Bureau of the Fiscal Service:									
Financial Management Service:									
Payment to the Resolution Funding Corporation.....	.....	.....	.....	2,628	.....	2,628	2,503	.....	2,503
Financial Agent Services.....	54	.....	54	596	.....	596	618	.....	618
Interest Paid to Credit Financing Accounts.....	7,855	.....	7,855	7,856	.....	7,856	8,485	.....	8,485
Claims, Judgments, and Relief Acts.....	445	.....	445	2,927	.....	2,927	5,533	.....	5,533
Other.....	162	1	161	1,861	7	1,854	895	(**)	895
<b>Total—Financial Management Service.....</b>	<b>8,515</b>	<b>1</b>	<b>8,514</b>	<b>15,868</b>	<b>7</b>	<b>15,861</b>	<b>18,035</b>	<b>(**)</b>	<b>18,035</b>
Bureau of the Public Debt.....	53	.....	53	509	.....	509	261	.....	261
<b>Total—Bureau of the Fiscal Service.....</b>	<b>8,568</b>	<b>1</b>	<b>8,567</b>	<b>16,377</b>	<b>7</b>	<b>16,369</b>	<b>18,296</b>	<b>(**)</b>	<b>18,296</b>
Federal Financing Bank.....	406	.....	406	61	.....	61	-333	.....	-333
Alcohol and Tobacco Tax and Trade Bureau:									
Salaries and Expenses.....	13	.....	13	96	.....	96	96	.....	96
Internal Revenue Collections for Puerto Rico.....	16	.....	16	303	.....	303	349	.....	349
Bureau of Engraving and Printing.....	18	.....	18	-53	.....	-53	36	.....	36
United States Mint.....	280	3	278	3,080	3,170	-90	4,615	4,406	209
Internal Revenue Service:									
Taxpayer Services.....	221	.....	221	2,313	.....	2,313	2,413	.....	2,413
Enforcement.....	566	.....	566	4,878	.....	4,878	5,150	.....	5,150
Operations Support.....	392	.....	392	4,008	.....	4,008	3,985	.....	3,985
Build America Bond Payments, Recovery Act.....	149	.....	149	3,597	.....	3,597	3,899	.....	3,899
Refundable Premium Tax Credits and Cost Sharing Reductions.....	1,953	.....	1,953	13,068	.....	13,068	.....	.....	.....
Payment Where Earned Income Credit Exceeds Liability for Tax.....	139	.....	139	60,087	.....	60,087	57,513	.....	57,513
Payment Where Child Tax Credit Exceeds Liability for Tax.....	61	.....	61	21,490	.....	21,490	21,608	.....	21,608
Payment Where Tax Credits to Aid First Time Homebuyers Exceeds Liability for Tax.....	.....	.....	.....	.....	.....	.....	17	.....	17
Payment Where Making Work Pay Credit Exceeds Liability for Tax, Recovery Act.....	.....	.....	.....	.....	.....	.....	-11	.....	-11
Refunding Internal Revenue Collections, Interest.....	86	.....	86	1,038	.....	1,038	2,803	.....	2,803
Other.....	56	1	56	5,533	1	5,531	5,920	3	5,917
<b>Total—Internal Revenue Service.....</b>	<b>3,624</b>	<b>1</b>	<b>3,623</b>	<b>116,010</b>	<b>1</b>	<b>116,008</b>	<b>103,296</b>	<b>3</b>	<b>103,293</b>
Comptroller of the Currency.....	105	103	2	996	633	363	1,067	996	70
Interest on the Public Debt:									
Interest on Treasury Debt Securities (Gross):									
Public Issues (Accrual Basis).....	19,299	.....	19,299	255,428	.....	255,428	245,525	.....	245,525
Special Issues (Cash Basis).....	296	.....	296	174,140	.....	174,140	170,145	.....	170,145
<b>Total—Interest on Treasury Debt Securities (Gross).....</b>	<b>19,594</b>	<b>.....</b>	<b>19,594</b>	<b>429,568</b>	<b>.....</b>	<b>429,568</b>	<b>415,670</b>	<b>.....</b>	<b>415,670</b>
Total—Interest on the Public Debt.....	19,594	.....	19,594	429,568	.....	429,568	415,670	.....	415,670
Other.....	9	.....	9	93	.....	93	103	.....	103
Proprietary Receipts from the Public.....	.....	42,697	-42,697	.....	120,019	-120,019	.....	146,414	-146,414
Intrabudgetary Transactions.....	-2,179	.....	-2,179	-5,414	.....	-5,414	-4,581	.....	-4,581
<b>Total—Department of the Treasury.....</b>	<b>31,071</b>	<b>42,798</b>	<b>-11,728</b>	<b>570,859</b>	<b>123,930</b>	<b>446,929</b>	<b>551,016</b>	<b>151,949</b>	<b>399,067</b>

**Table 5. Outlays of the U.S. Government, September 2014 and Other Periods —Continued**

Classification	[\$ millions]								
	This Month			Current Fiscal Year to Date			Prior Fiscal Year to Date		
	Gross Outlays	Applicable Receipts	Outlays	Gross Outlays	Applicable Receipts	Outlays	Gross Outlays	Applicable Receipts	Outlays
<b>Department of Veterans Affairs:</b>									
Joint DOD-VA Medical Facility Demonstration Fund .....	32	.....	32	366	.....	366	350	.....	350
Veterans Health Administration:									
Veterans Choice Fund, Veterans Health Administration .....	.....	.....	.....	.....	.....	.....	.....	.....	.....
Medical Services .....	4,055	.....	4,055	46,038	.....	46,038	42,413	.....	42,413
Medical Support and Compliance .....	503	.....	503	5,727	.....	5,727	5,432	.....	5,432
Medical Facilities .....	433	.....	433	5,148	.....	5,148	5,475	.....	5,475
Other .....	80	33	47	1,079	415	664	963	388	575
<b>Benefit Programs:</b>									
Public Enterprise Funds:									
Housing Accounts .....	(**)	1	-1	4	20	-15	5	22	-17
Other .....	135	131	3	1,007	979	28	1,142	1,132	10
Compensation and Pensions .....	654	.....	654	69,817	.....	69,817	64,759	.....	64,759
Readjustment Benefits .....	992	.....	992	13,355	.....	13,355	12,807	.....	12,807
Veterans Housing Benefit Program Fund .....	79	.....	79	2,203	.....	2,203	1,530	.....	1,530
Insurance Funds:									
National Service Life .....	71	.....	71	952	.....	952	1,026	.....	1,026
Veterans Special Life .....	21	2	19	176	119	57	167	128	39
Other .....	17	.....	17	83	.....	83	117	.....	117
<b>Total--Benefit Programs .....</b>	<b>1,969</b>	<b>134</b>	<b>1,834</b>	<b>87,599</b>	<b>1,118</b>	<b>86,481</b>	<b>81,552</b>	<b>1,282</b>	<b>80,270</b>
Departmental Administration:									
Construction .....	147	.....	147	1,302	.....	1,302	1,141	.....	1,141
Information Technology Systems .....	314	.....	314	3,432	.....	3,432	3,218	.....	3,218
General Operating Expenses .....	124	.....	124	2,359	1	2,358	2,130	.....	2,130
Other .....	-33	.....	-33	1,022	.....	1,022	892	.....	892
Proprietary Receipts from the Public:									
National Service Life .....	.....	7	-7	.....	34	-34	.....	58	-58
Other .....	.....	298	-298	.....	3,407	-3,407	.....	3,372	-3,372
Intrabudgetary Transactions .....	-6	.....	-6	-23	.....	-23	-1	.....	-1
<b>Total--Department of Veterans Affairs .....</b>	<b>7,617</b>	<b>472</b>	<b>7,145</b>	<b>154,049</b>	<b>4,974</b>	<b>149,074</b>	<b>143,564</b>	<b>5,100</b>	<b>138,464</b>
<b>Corps of Engineers:</b>									
Construction .....	74	.....	74	1,895	.....	1,895	1,883	.....	1,883
Operation and Maintenance .....	242	.....	242	1,859	.....	1,859	2,128	.....	2,128
Flood Control and Coastal Emergencies .....	46	.....	46	788	.....	788	750	.....	750
Harbor Maintenance Trust Fund .....	82	.....	82	979	.....	979	809	.....	809
Rivers and Harbors Contributed Funds .....	40	.....	40	368	.....	368	371	.....	371
Other .....	114	.....	114	1,140	.....	1,140	1,165	.....	1,165
Proprietary Receipts from the Public .....	.....	38	-38	.....	496	-496	.....	808	-808
Intrabudgetary Transactions .....	(**)	.....	(**)	(**)	.....	(**)	1	.....	1
<b>Total--Corps of Engineers .....</b>	<b>598</b>	<b>38</b>	<b>560</b>	<b>7,029</b>	<b>496</b>	<b>6,533</b>	<b>7,108</b>	<b>808</b>	<b>6,300</b>
<b>Other Defense Civil Programs:</b>									
Military Retirement:									
Payment to Military Retirement Fund .....	(**)	.....	(**)	72,885	.....	72,885	67,733	.....	67,733
Military Retirement Fund .....	387	.....	387	55,354	.....	55,354	54,277	.....	54,277
Retiree Health Care:									
Payment to Department of Defense									
Medicare-Eligible Retiree Health Care Fund .....	.....	.....	.....	4,250	.....	4,250	6,142	.....	6,142
Department of Defense Medicare-Eligible									
Retiree Health Care Fund .....	661	.....	661	9,255	.....	9,255	8,215	.....	8,215
Educational Benefits .....	23	.....	23	359	.....	359	367	.....	367
Other .....	20	.....	20	218	.....	218	266	.....	266
Proprietary Receipts from the Public .....	.....	4	-4	.....	17	-17	.....	16	-16
Intrabudgetary Transactions .....	30	.....	30	-84,932	.....	-84,932	-80,173	.....	-80,173
<b>Total--Other Defense Civil Programs .....</b>	<b>1,122</b>	<b>4</b>	<b>1,119</b>	<b>57,389</b>	<b>17</b>	<b>57,372</b>	<b>56,828</b>	<b>16</b>	<b>56,812</b>
<b>Environmental Protection Agency:</b>									
Science and Technology .....	77	.....	77	770	.....	770	773	.....	773
Environmental Programs and Management .....	194	.....	194	2,621	.....	2,621	2,576	.....	2,576
State and Tribal Assistance Grants .....	305	.....	305	4,102	.....	4,102	4,713	.....	4,713
Payment to the Hazardous Substance Superfund .....	.....	.....	.....	938	.....	938	1,087	.....	1,087
Hazardous Substance Superfund .....	108	.....	108	818	.....	818	1,298	.....	1,298
Other .....	38	(**)	38	1,224	29	1,196	238	28	210
Proprietary Receipts from the Public .....	.....	4	-4	.....	96	-96	.....	52	-52
Intrabudgetary Transactions .....	-39	.....	-39	-938	.....	-938	-1,089	.....	-1,089
Offsetting Governmental Receipts .....	.....	-10	10	.....	11	-11	.....	33	-33
<b>Total--Environmental Protection Agency .....</b>	<b>684</b>	<b>-7</b>	<b>690</b>	<b>9,536</b>	<b>136</b>	<b>9,400</b>	<b>9,598</b>	<b>113</b>	<b>9,484</b>
<b>Executive Office of the President:</b>									
The White House .....	5	.....	5	55	.....	55	54	.....	54
Office of Management and Budget .....	6	.....	6	85	.....	85	85	.....	85
Unanticipated Needs .....	2	.....	2	14	.....	14	16	.....	16
Other .....	19	.....	19	220	.....	220	225	.....	225
Proprietary Receipts from the Public .....	.....	(**)	(**)	.....	(**)	(**)	.....	(**)	(**)
Intrabudgetary Transactions .....	(**)	.....	(**)	(**)	.....	(**)	(**)	.....	(**)
<b>Total--Executive Office of the President .....</b>	<b>32</b>	<b>(**)</b>	<b>32</b>	<b>373</b>	<b>(**)</b>	<b>373</b>	<b>380</b>	<b>(**)</b>	<b>380</b>

**Table 5. Outlays of the U.S. Government, September 2014 and Other Periods —Continued**

Classification	[\$ millions]								
	This Month			Current Fiscal Year to Date			Prior Fiscal Year to Date		
	Gross Outlays	Applicable Receipts	Outlays	Gross Outlays	Applicable Receipts	Outlays	Gross Outlays	Applicable Receipts	Outlays
<b>General Services Administration:</b>									
Real Property Activities.....	-169	.....	-169	-1,036	.....	-1,036	-230	.....	-230
Supply and Technology Activities .....	-34	.....	-34	281	.....	281	-317	.....	-317
General Activities.....	11	.....	11	104	.....	104	242	.....	242
Proprietary Receipts from the Public.....	.....	-44	44	.....	102	-102	.....	55	-55
Intrabudgetary Transactions .....	-2	.....	-2	-12	.....	-12	-9	.....	-9
<b>Total--General Services Administration.....</b>	<b>-195</b>	<b>-44</b>	<b>-151</b>	<b>-663</b>	<b>102</b>	<b>-765</b>	<b>-314</b>	<b>55</b>	<b>-369</b>
<b>International Assistance Programs:</b>									
Millennium Challenge Corporation.....	87	.....	87	1,082	.....	1,082	1,563	.....	1,563
<b>International Security Assistance:</b>									
Pakistan Counterinsurgency Capability Fund .....	.....	.....	.....	425	.....	425	.....	.....	.....
Foreign Military Financing Program .....	221	.....	221	5,533	.....	5,533	4,514	.....	4,514
Economic Support Fund .....	464	.....	464	4,215	.....	4,215	4,440	.....	4,440
Other .....	167	(**)	167	1,300	117	1,183	1,155	155	1,000
<b>Total--International Security Assistance.....</b>	<b>852</b>	<b>(**)</b>	<b>852</b>	<b>11,473</b>	<b>117</b>	<b>11,355</b>	<b>10,110</b>	<b>155</b>	<b>9,954</b>
<b>Multilateral Assistance:</b>									
<b>Contribution to the International Development Association .....</b>									
Other .....	553	.....	553	1,360	.....	1,360	1,351	.....	1,351
Proprietary Receipts from the Public.....	.....	(**)	(**)	1,540	(**)	1,540	1,488	.....	1,488
<b>Total--Multilateral Assistance.....</b>	<b>553</b>	<b>(**)</b>	<b>553</b>	<b>2,900</b>	<b>(**)</b>	<b>2,900</b>	<b>2,839</b>	.....	<b>2,839</b>
<b>Agency for International Development:</b>									
Development Assistance Program.....	225	.....	225	2,198	.....	2,198	2,241	.....	2,241
Assistance for Europe, Eurasia and Central Asia.....	22	.....	22	364	.....	364	581	.....	581
International Disaster Assistance.....	92	.....	92	1,566	.....	1,566	1,083	.....	1,083
Operating Expenses .....	133	.....	133	1,339	.....	1,339	1,415	.....	1,415
Other .....	84	.....	84	226	(**)	226	791	308	483
Proprietary Receipts from the Public.....	.....	230	-230	.....	232	-232	.....	394	-394
Intrabudgetary Transactions .....	-10	.....	-10	-9	.....	-9	12	.....	12
<b>Total--Agency for International Development.....</b>	<b>547</b>	<b>230</b>	<b>316</b>	<b>5,684</b>	<b>232</b>	<b>5,451</b>	<b>6,122</b>	<b>702</b>	<b>5,421</b>
<b>Overseas Private Investment Corporation:</b>									
Overseas Private Investment Corporation Accounts.....	646	13	633	722	198	524	304	213	91
Proprietary Receipts from the Public.....	.....	728	-728	.....	882	-882	.....	517	-517
<b>Total--Overseas Private Investment Corporation .....</b>	<b>646</b>	<b>741</b>	<b>-95</b>	<b>722</b>	<b>1,080</b>	<b>-358</b>	<b>304</b>	<b>730</b>	<b>-426</b>
Peace Corps.....	38	(**)	38	354	(**)	354	342	(**)	343
International Monetary Programs.....	297	.....	297	448	1	446	185	25	160
<b>Military Sales Programs:</b>									
Foreign Military Sales Trust Fund .....	2,463	.....	2,463	26,555	.....	26,555	26,402	.....	26,402
Other .....	2	(**)	2	47	57	-10	18	49	-31
Proprietary Receipts from the Public.....	.....	3,899	-3,899	.....	29,268	-29,268	.....	26,651	-26,651
Other .....	9	(**)	9	102	2	100	102	2	100
<b>Total--International Assistance Programs .....</b>	<b>5,494</b>	<b>4,872</b>	<b>622</b>	<b>49,366</b>	<b>30,758</b>	<b>18,608</b>	<b>47,987</b>	<b>28,314</b>	<b>19,673</b>
<b>National Aeronautics and Space Administration:</b>									
Science.....	427	.....	427	4,894	.....	4,894	4,703	.....	4,703
Aeronautics.....	45	.....	45	539	.....	539	558	.....	558
Exploration.....	380	.....	380	3,797	.....	3,797	4,028	.....	4,028
Cross Agency Support.....	199	.....	199	2,797	.....	2,797	2,799	.....	2,799
Space Operations.....	386	.....	386	3,862	.....	3,862	3,815	.....	3,815
Other .....	134	.....	134	1,209	.....	1,209	1,086	.....	1,086
Proprietary Receipts from the Public.....	.....	(**)	(**)	.....	4	-4	.....	10	-10
Intrabudgetary Transactions .....	(**)	(**)	(**)	-1	.....	-1	-3	.....	-3
<b>Total--National Aeronautics and Space Administration .....</b>	<b>1,571</b>	<b>(**)</b>	<b>1,570</b>	<b>17,096</b>	<b>4</b>	<b>17,093</b>	<b>16,986</b>	<b>10</b>	<b>16,976</b>
<b>National Science Foundation:</b>									
Research and Related Activities .....	666	.....	666	5,550	.....	5,550	5,955	.....	5,955
Education and Human Resources .....	103	.....	103	907	.....	907	879	.....	879
Other .....	93	.....	93	632	.....	632	626	.....	626
Proprietary Receipts from the Public.....	.....	2	-2	.....	35	-35	.....	44	-44
<b>Total--National Science Foundation.....</b>	<b>861</b>	<b>2</b>	<b>859</b>	<b>7,089</b>	<b>35</b>	<b>7,054</b>	<b>7,461</b>	<b>44</b>	<b>7,417</b>
<b>Office of Personnel Management:</b>									
<b>Government Payment for Annuitants, Employees Health and Life Insurance Benefits .....</b>									
Disability Fund .....	34,988	.....	34,988	34,988	.....	34,988	32,995	.....	32,995
Civil Service Retirement and Disability Fund .....	6,639	.....	6,639	79,645	.....	79,645	77,357	.....	77,357
Employees Life Insurance Fund .....	255	296	-41	2,959	4,419	-1,460	2,828	3,745	-917
Employees and Retired Employees Health Benefits Fund.....	4,247	4,070	177	46,115	46,279	-164	43,854	46,036	-2,182
Other .....	-44	.....	-44	170	.....	170	277	.....	277
Proprietary Receipts from the Public.....	.....	1	-1	.....	11	-11	.....	17	-17
<b>Intrabudgetary Transactions:</b>									
Postal Service Contributions.....	.....	.....	.....	-1,543	.....	-1,543	-1,578	.....	-1,578
<b>Civil Service Retirement and Disability Fund:</b>									
General Fund Contributions.....	-34,988	.....	-34,988	-34,988	.....	-34,988	-32,995	.....	-32,995
Other.....	-5	.....	-5	-47	.....	-47	-50	.....	-50
<b>Total--Office of Personnel Management .....</b>	<b>12,039</b>	<b>4,367</b>	<b>7,673</b>	<b>138,627</b>	<b>50,708</b>	<b>87,919</b>	<b>133,666</b>	<b>49,798</b>	<b>83,868</b>



**Table 5. Outlays of the U.S. Government, September 2014 and Other Periods —Continued**

Classification	[\$ millions]								
	This Month			Current Fiscal Year to Date			Prior Fiscal Year to Date		
	Gross Outlays	Applicable Receipts	Outlays	Gross Outlays	Applicable Receipts	Outlays	Gross Outlays	Applicable Receipts	Outlays
<b>Small Business Administration:</b>									
Salaries and Expenses .....	72	.....	72	370	(**)	370	342	(**)	342
Business Loans Program .....	9	(**)	9	612	8	604	1,272	9	1,263
Disaster Loans Program .....	2	(**)	2	275	2	273	554	1	553
Other .....	11	2	9	92	20	72	33	17	16
Proprietary Receipts from the Public .....	.....	3	-3	.....	1,125	-1,125	.....	1,697	-1,697
Intrabudgetary Transactions .....	(**)	.....	(**)	(**)	.....	(**)	(**)	.....	(**)
<b>Total--Small Business Administration .....</b>	<b>94</b>	<b>5</b>	<b>89</b>	<b>1,348</b>	<b>1,155</b>	<b>194</b>	<b>2,201</b>	<b>1,725</b>	<b>476</b>
<b>Social Security Administration:</b>									
Payments to Social Security Trust Funds .....	87	.....	87	25,807	.....	25,807	55,851	.....	55,851
Supplemental Security Income Program .....	725	.....	725	57,860	.....	57,860	56,489	.....	56,489
<b>Federal Old-Age and Survivors Insurance Trust Fund (Off-Budget):</b>									
Benefit Payments .....	59,198	.....	59,198	698,269	.....	698,269	663,216	.....	663,216
Administrative Expenses .....	232	.....	232	3,381	.....	3,381	3,492	.....	3,492
Payment to Railroad Retirement Account .....	.....	.....	.....	4,257	.....	4,257	3,948	.....	3,948
<b>Total--FOASI Trust Fund .....</b>	<b>59,430</b>	<b>.....</b>	<b>59,430</b>	<b>705,907</b>	<b>.....</b>	<b>705,907</b>	<b>670,656</b>	<b>.....</b>	<b>670,656</b>
<b>Federal Disability Insurance Trust Fund (Off-Budget):</b>									
Benefit Payments .....	11,840	.....	11,840	141,427	.....	141,427	139,555	.....	139,555
Administrative Expenses .....	274	.....	274	2,776	.....	2,776	2,741	.....	2,741
Payment to Railroad Retirement Account .....	.....	.....	.....	444	.....	444	551	.....	551
<b>Total--FDI Trust Fund .....</b>	<b>12,114</b>	<b>.....</b>	<b>12,114</b>	<b>144,646</b>	<b>.....</b>	<b>144,646</b>	<b>142,847</b>	<b>.....</b>	<b>142,847</b>
Other .....	31	.....	31	342	.....	342	352	.....	352
<b>Proprietary Receipts from the Public:</b>									
On-Budget .....	.....	341	-341	.....	2,828	-2,828	.....	2,841	-2,841
Off-Budget .....	.....	4	-4	.....	123	-123	.....	111	-111
<b>Intrabudgetary Transactions:</b>									
Off-Budget <sup>a</sup> .....	-86	.....	-86	-25,804	.....	-25,804	-55,849	.....	-55,849
<b>Total--Social Security Administration .....</b>	<b>72,301</b>	<b>345</b>	<b>71,956</b>	<b>908,758</b>	<b>2,951</b>	<b>905,807</b>	<b>870,347</b>	<b>2,953</b>	<b>867,394</b>
<b>Other Independent Agencies:</b>									
Broadcasting Board of Governors .....	47	1	46	709	1	708	711	-1	712
Bureau of Consumer Financial Protection .....	46	(**)	46	432	(**)	432	356	(**)	356
Corporation for National and Community Service .....	67	(**)	67	954	2	952	976	1	975
Corporation for Public Broadcasting .....	.....	.....	.....	445	.....	445	422	.....	422
<b>District of Columbia:</b>									
Courts .....	40	.....	40	307	.....	307	315	.....	315
General and Special Payments .....	64	2	62	593	2	591	546	(**)	546
Equal Employment Opportunity Commission .....	32	(**)	32	344	3	341	343	3	340
Export-Import Bank of the United States .....	609	598	11	1,422	1,638	-217	954	1,557	-603
<b>Federal Communications Commission:</b>									
Universal Service Fund .....	789	.....	789	9,262	.....	9,262	9,167	.....	9,167
Spectrum Auction Program Account .....	(**)	.....	(**)	1	.....	1	1	.....	1
Other .....	-296	3	-299	-18	28	-47	-16	35	-52
<b>Federal Deposit Insurance Corporation:</b>									
Deposit Insurance Fund .....	-2,205	.....	-2,205	-11,739	.....	-11,739	-355	-1,103	748
FSLIC Resolution Fund .....	(**)	(**)	(**)	3	5	-2	313	7	306
Office of Inspector General .....	29	.....	29	29	.....	29	31	.....	31
<b>Total--Federal Deposit Insurance Corporation .....</b>	<b>-2,176</b>	<b>(**)</b>	<b>-2,176</b>	<b>-11,707</b>	<b>5</b>	<b>-11,712</b>	<b>-12</b>	<b>-1,097</b>	<b>1,085</b>
Federal Drug Control Programs .....	105	.....	105	317	.....	317	333	.....	333
Federal Housing Finance Agency .....	24	.....	24	247	.....	247	236	.....	236
Intelligence Community Management Account .....	59	.....	59	518	.....	518	298	.....	298
Legal Services Corporation .....	36	.....	36	326	.....	326	379	.....	379
National Archives and Records Administration .....	32	3	29	376	25	351	411	34	377
National Credit Union Administration .....	22	55	-33	-667	1,806	-2,473	5,993	2,856	3,137
<b>National Endowments and Institute of Museum/Library Svc:</b>									
National Endowment for the Arts .....	14	(**)	14	138	(**)	137	150	(**)	149
National Endowment for the Humanities .....	12	(**)	12	139	(**)	139	148	1	148
Institute of Museum and Library Services .....	21	.....	21	234	(**)	234	253	1	252
National Labor Relations Board .....	22	(**)	22	263	(**)	263	266	(**)	266
Nuclear Regulatory Commission .....	81	224	-143	997	871	125	1,025	852	173
<b>Postal Service:</b>									
<b>Off-Budget:</b>									
Public Enterprise Funds .....	5,629	5,934	-305	70,193	72,977	-2,784	71,104	73,272	-2,168
Other .....	.....	.....	.....	256	.....	256	255	.....	255
Other .....	(**)	.....	(**)	78	.....	78	74	.....	74

**Table 5. Outlays of the U.S. Government, September 2014 and Other Periods —Continued**

Classification	[\$ millions]								
	This Month			Current Fiscal Year to Date			Prior Fiscal Year to Date		
	Gross Outlays	Applicable Receipts	Outlays	Gross Outlays	Applicable Receipts	Outlays	Gross Outlays	Applicable Receipts	Outlays
<b>Other Independent Agencies:—Continued</b>									
Railroad Retirement Board:									
Federal Windfall Subsidy .....	3	.....	3	36	.....	36	44	.....	44
Federal Payments to the Railroad Retirement Accounts.....	(**)	.....	(**)	621	.....	621	647	.....	647
Railroad Unemployment Insurance Trust Fund:									
Benefit Payments.....	8	.....	8	88	.....	88	83	.....	83
Transfer to Administrative Funds .....	3	.....	3	16	.....	16	16	.....	16
Rail Industry Pension Fund:									
Benefit Payments.....	262	.....	262	4,881	.....	4,881	4,740	.....	4,740
Advances from FOASDI Fund.....	.....	.....	.....	-499	.....	-499	-1,432	.....	-1,432
OASDI Certifications.....	-1	.....	-1	492	.....	492	1,433	.....	1,433
Transfer to Administrative Funds .....	11	.....	11	70	.....	70	71	.....	71
Other.....	(**)	.....	(**)	2	.....	2	4	.....	4
National Railroad Retirement Investment Trust:									
Administrative Expenses.....	7	.....	7	76	.....	76	65	.....	65
Transfers to the Railroad Retirement Trust Funds from the National Railroad Retirement Investment Trust.....	166	.....	166	1,429	.....	1,429	1,581	.....	1,581
Railroad Social Security Equivalent Benefit Account:									
Benefit Payments.....	736	.....	736	7,086	.....	7,086	6,968	.....	6,968
Transfer to Administrative Funds .....	5	.....	5	33	.....	33	30	.....	30
Other .....	-10	.....	-10	-8	.....	-8	2	.....	2
Proprietary Receipts from the Public.....	.....	534	-534	.....	4,074	-4,074	.....	2,675	-2,675
Intrabudgetary Transactions:									
Payments from Other Funds to the Railroad Retirement Trust Funds .....									
Other .....	-166	.....	-166	-2,050	.....	-2,050	-2,228	.....	-2,228
Total--Railroad Retirement Board .....	1,025	534	491	7,571	4,074	3,497	7,526	2,675	4,851
Securities and Exchange Commission.....	-796	(**)	-797	39	1	38	48	1	48
Smithsonian Institution.....	102	(**)	102	1,023	(**)	1,023	994	(**)	994
Tennessee Valley Authority .....	3,570	3,465	104	46,615	48,029	-1,414	65,828	65,301	527
Other .....	199	13	185	2,707	455	2,251	2,634	320	2,314
<b>Total--Other Independent Agencies .....</b>	<b>9,380</b>	<b>10,834</b>	<b>-1,453</b>	<b>134,113</b>	<b>129,921</b>	<b>4,193</b>	<b>171,719</b>	<b>145,811</b>	<b>25,908</b>
<b>Undistributed Offsetting Receipts:</b>									
Other Interest.....	.....	(**)	(**)	.....	(**)	(**)	.....	(**)	(**)
Employer Share, Employee Retirement:									
Department of Health and Human Services:									
Federal Hospital Insurance Trust Fund:									
Federal Employer Contributions.....	-294	.....	-294	-3,451	.....	-3,451	-3,582	.....	-3,582
Postal Service Employer Contributions .....	-51	.....	-51	-601	.....	-601	-596	.....	-596
Department of State:									
Foreign Service Retirement and Disability Fund .....	-27	.....	-27	-330	.....	-330	-321	.....	-321
Other Defense Civil Programs:									
Military Retirement Fund.....	-1,720	.....	-1,720	-26,869	.....	-26,869	-27,319	.....	-27,319
Department of Defense Medicare-Eligible Retiree Health Care Fund .....									
.....	.....	.....	.....	-7,650	.....	-7,650	-8,528	.....	-8,528
Office of Personnel Management:									
Postal Service Contributions for Benefits Civil Service Retirement and Disability Fund .....	-2,349	.....	-2,349	-24,705	.....	-24,705	-24,800	.....	-24,800
Social Security Administration (Off-Budget):									
Federal Old-Age and Survivors Insurance Trust Fund:									
Federal Employer Contributions.....	-1,171	.....	-1,171	-13,452	.....	-13,452	-13,820	.....	-13,820
Federal Disability Insurance Trust Fund:									
Federal Employer Contributions.....	-199	.....	-199	-2,285	.....	-2,285	-2,348	.....	-2,348
Other .....	(**)	.....	(**)	-6	.....	-6	-7	.....	-7
<b>Total--Employer Share, Employee Retirement.....</b>	<b>-5,812</b>	<b>.....</b>	<b>-5,812</b>	<b>-79,349</b>	<b>.....</b>	<b>-79,349</b>	<b>-81,321</b>	<b>.....</b>	<b>-81,321</b>

**Table 5. Outlays of the U.S. Government, September 2014 and Other Periods —Continued**

Classification	[\$ millions]								
	This Month			Current Fiscal Year to Date			Prior Fiscal Year to Date		
	Gross Outlays	Applicable Receipts	Outlays	Gross Outlays	Applicable Receipts	Outlays	Gross Outlays	Applicable Receipts	Outlays
<b>Undistributed Offsetting Receipts:—Continued</b>									
Interest Received by Trust Funds:									
Judicial Branch:									
Judicial Survivors Annuity Fund.....	(**)	.....	(**)	-11	.....	-11	-11	.....	-11
Department of Health and Human Services:									
Federal Hospital Insurance Trust Fund.....	-14	.....	-14	-8,960	.....	-8,960	-9,916	.....	-9,916
Federal Supplementary Medical Insurance Trust Fund.....	-37	.....	-37	-2,461	.....	-2,461	-2,517	.....	-2,517
Department of Homeland Security:									
Oil Spill Liability Trust Fund.....	-3	.....	-3	-29	.....	-29	2	.....	2
Other.....	-1	.....	-1	-7	.....	-7	-11	.....	-11
Department of Labor:									
Unemployment Trust Fund.....	-14	.....	-14	-712	.....	-712	-600	.....	-600
Department of State:									
Foreign Service Retirement and Disability Fund.....	(**)	.....	(**)	-654	.....	-654	-682	.....	-682
Department of Transportation:									
Airport and Airway Trust Fund.....	-3	.....	-3	-233	.....	-233	-235	.....	-235
Department of Veterans Affairs:									
National Service Life Insurance Fund.....	-1	.....	-1	-272	.....	-272	-317	.....	-317
United States Government Life Insurance Fund.....	(**)	.....	(**)	(**)	.....	(**)	-1	.....	-1
Corps of Engineers.....	-5	.....	-5	-110	.....	-110	-176	.....	-176
Other Defense Civil Programs:									
Military Retirement Fund.....	87	.....	87	-13,048	.....	-13,048	-4,149	.....	-4,149
Educational Benefits Fund.....	(**)	.....	(**)	-85	.....	-85	-83	.....	-83
Armed Forces Retirement Home.....	(**)	.....	(**)	-2	.....	-2	-2	.....	-2
Environmental Protection Agency.....	-20	.....	-20	-81	.....	-81	-70	.....	-70
Office of Personnel Management:									
Civil Service Retirement and Disability Fund.....	-34	.....	-34	-31,019	.....	-31,019	-32,083	.....	-32,083
Social Security Administration (Off-Budget):									
Federal Old-Age and Survivors Insurance Trust Fund.....	-33	.....	-33	-96,270	.....	-96,270	-100,113	.....	-100,113
Federal Disability Insurance Trust Fund.....	-26	.....	-26	-3,996	.....	-3,996	-5,537	.....	-5,537
Independent Agencies:									
Railroad Retirement Board.....	-7	.....	-7	-11	.....	-11	-10	.....	-10
Other.....	(**)	.....	(**)	-20	.....	-20	-17	.....	-17
Other.....	-9	.....	-9	-132	.....	-132	-147	.....	-147
Total--Interest Received by Trust Funds.....	-119	.....	-119	-158,115	.....	-158,115	-156,675	.....	-156,675
Rents and Royalties on the Outer Continental Shelf Lands.....	.....	936	-936	.....	7,473	-7,473	.....	8,873	-8,873
Sale of Major Assets.....	.....	.....	.....	.....	.....	.....	.....	2,588	-2,588
Total--Undistributed Offsetting Receipts.....	-5,931	936	-6,867	-237,464	7,473	-244,937	-237,996	11,462	-249,458
Total Outlays.....	340,653	94,741	245,912	4,047,758	543,560	3,504,199	4,057,737	603,513	3,454,223
Total On-Budget.....	264,995	88,803	176,192	3,268,563	470,459	2,798,103	3,350,541	530,130	2,820,411
Total Off-Budget.....	75,658	5,938	69,720	779,195	73,100	706,095	707,196	73,383	633,813
Total Surplus (+) or Deficit (-).....			+105,810			-483,350			-680,212
Total On-Budget.....			+114,266			-512,857			-719,673
Total Off-Budget.....			-8,456			+29,507			+39,461

**MEMORANDUM**

Receipts Offset Against Outlays (In Millions)

	Current Fiscal Year to Date	Comparable Period Prior Fiscal Year
Proprietary Receipts.....	323,813	357,234
Intrabudgetary Transactions.....	694,431	704,461
Governmental Receipts.....	10,752	8,842
Total Receipts Offset Against Outlays.....	1,028,996	1,070,537

<sup>1</sup>Outlays have been decreased and correspondingly increased by \$9 million to reflect additional reporting by Architect of the Capitol for August 2013 and July 2014.

<sup>2</sup>Outlays have been decreased by \$34 million to reflect additional reporting for the Department of Homeland Security for the month of August 2014.

<sup>3</sup>Outlays have been decreased by \$5.700 million to reflect additional reporting for the Department of Justice for the months of December 2013 and July 2014.

<sup>4</sup>Outlays have been increased by \$2 million to reflect additional reporting for the Department of Treasury for the month of August 2014.

<sup>5</sup>Includes FICA and SECA tax credits, non-contributory military service credits, special benefits for the aged, and credit for the unnegotiated OASI benefit checks.

... No Transactions

(\*\*) Less than \$500,000

Note: Details may not add to totals due to rounding.

**Table 6. Means of Financing the Deficit or Disposition of Surplus by the U.S. Government, September 2014 and Other Periods**

Assets and Liabilities Directly Related to Budget Off-Budget Activity	[\$ millions]					
	Net Transactions (-) denotes net reduction of either liability or asset accounts			Account Balances Current Fiscal Year		
	This Month	Fiscal Year to Date		Beginning of		Close of
	This Year	Prior Year	This Year	This Month	This Month	
<b>Liability Accounts:</b>						
Borrowing from the Public:						
Treasury Securities, Issued Under General Financing Authorities:						
Debt Held by the Public .....	52,360	808,692	706,693	11,976,279	12,732,612	12,784,971
Intragovernmental Holdings .....	22,539	277,196	-34,751	4,761,904	5,016,561	5,039,100
Total Treasury Securities Outstanding .....	74,899	1,085,888	671,942	16,738,184	17,749,172	17,824,071
Plus Premium on Treasury Securities .....	-357	-2,210	3,612	36,420	34,567	34,211
Less Discount on Treasury Securities .....	985	7,202	7,579	82,916	89,133	90,118
Total Treasury Securities Net of Premium and Discount .....	73,557	1,076,476	667,975	16,691,687	17,694,606	17,768,163
Agency Securities, Issued Under Special Financing Authorities (See Schedule B; for Other Agency Borrowing, See Schedule C) .....						
Total Federal Securities .....	132	-1,226	687	25,086	23,729	23,860
Deduct:						
Federal Securities Held as Investments of Government Accounts (See Schedule D) .....	22,522	282,054	-34,639	4,757,211	5,016,743	5,039,265
Less Discount on Federal Securities Held as Investments of Government Accounts .....	-67	4,386	-1,300	22,292	26,745	26,678
Net Federal Securities Held as Investments of Government Accounts .....	22,589	277,668	-33,339	4,734,919	4,989,998	5,012,587
Total Borrowing from the Public .....	51,099	797,582	702,001	11,981,855	12,728,337	12,779,436
Accrued Interest Payable to the Public .....	5,800	2,608	-6,024	51,231	48,039	53,839
Allocations of Special Drawing Rights .....	-1,264	-1,819	-286	54,177	53,623	52,358
Deposit Funds .....	-683	-119,200	118,663	131,385	12,867	12,185
Miscellaneous Liability Accounts (Includes Checks Outstanding Etc.) .....	-157	-769	-2,403	8,934	8,323	8,166
Total Liability Accounts .....	54,795	678,402	811,951	12,227,582	12,851,189	12,905,984
<b>Asset Accounts (Deduct)</b>						
Cash and Monetary Assets:						
U.S. Treasury Operating Cash: <sup>1</sup>						
Federal Reserve Account .....	109,637	69,916	2,940	88,386	48,664	158,302
Balance .....	109,637	69,916	2,940	88,386	48,664	158,302
Special Drawing Rights:						
Total Holdings .....	-1,283	-1,818	-266	54,966	54,432	53,148
SDR Certificates Issued to Federal Reserve Banks .....	.....	.....	.....	-5,200	-5,200	-5,200
Balance .....	-1,283	-1,818	-266	49,766	49,232	47,948
Reserve Position on the U.S. Quota in the IMF:						
U.S. Subscription to International Monetary Fund:						
Direct Quota Payments .....	(**)	(**)	.....	54,424	54,424	54,424
Maintenance of Value Adjustments .....	-1,252	-1,913	-341	10,298	9,637	8,385
Letter of Credit Issued to IMF .....	-1,616	-5,831	-2,364	-43,827	-48,042	-49,658
Dollar Deposits with the IMF .....	-5	79	6	-152	-68	-72
Receivable/payable (-) for Interim Maintenance of Value Adjustments .....	2,154	2,672	-958	-874	-356	1,798
Balance .....	-719	-4,993	-3,658	19,870	15,596	14,877
Loans to International Monetary Fund .....	103	449	1,890	13,763	14,108	14,212
Other Cash and Monetary Assets .....	-74	-261	303	26,110	25,923	25,849
Total Cash and Monetary Assets .....	107,665	63,293	1,210	197,895	153,523	261,188
Non-Federal Securities of the National Railroad Retirement Investment Trust .....						
Retirement Investment Trust .....	476	2,331	1,064	23,347	25,201	25,678
Net Activity, Guaranteed Loan Financing (See Schedule E) .....	1,293	12,362	-534	-10,369	700	1,993
Net Activity, Direct Loan Financing (See Schedule E) .....	50,457	115,087	129,906	946,711	1,011,341	1,061,798
Miscellaneous Asset Accounts .....	888	1,144	403	-409	-153	735
Total Asset Accounts .....	160,779	194,217	132,048	1,157,175	1,190,613	1,351,392
Excess of Liabilities (+) or Assets (-) .....	-105,984	484,185	679,902	11,070,408	11,660,576	11,554,592
Transactions Not Applied to Current Year's Surplus or Deficit (See Schedule A for Details) .....						
Total Budget and Off-Budget Federal Entities (Financing of Deficit (+) or Disposition of Surplus (-)) .....	-105,810	483,350	680,212	11,070,408	11,659,568	11,553,758

Note: Major sources of information used to determine Treasury's operating cash balance include Federal Reserve Banks, Treasury Regional Finance Centers, Internal Revenue Service Centers, various electronic systems, and information on the Public Debt. Information is presented on a modified cash basis. Deposits are reflected as received and withdrawals are reflected as processed.

... No Transactions  
Note: Details may not add to totals due to rounding.

**Table 6. Schedule A-Analysis of Change in Excess of Liabilities of the U.S. Government, September 2014 and Other Periods**

Classification	[\$ millions]		
	This Month	Fiscal Year to Date	
		This Year	Prior Year
<b>Excess of Liabilities Beginning of Period:</b>			
Based on Composition of Unified Budget in Preceding Period .....	11,660,544	11,070,365	10,390,815
Adjustments During Current Fiscal Year for Changes in Composition of Unified Budget:			
Revisions by Federal Agencies to the Prior Budget Results .....	32	42	-310
<b>Excess of Liabilities Beginning of Period (Current Basis).....</b>	<b>11,660,576</b>	<b>11,070,408</b>	<b>10,390,505</b>
<b>Budget Surplus (-) or Deficit:</b>			
Based on Composition of Unified Budget in Prior Fiscal Year.....	-105,810	483,350	680,212
<b>Total Surplus (-) or Deficit (Table 2).....</b>	<b>-105,810</b>	<b>483,350</b>	<b>680,212</b>
<b>Total-On-Budget (Table 2).....</b>	<b>-114,266</b>	<b>512,857</b>	<b>719,673</b>
<b>Total-Off-Budget (Table 2).....</b>	<b>8,456</b>	<b>-29,507</b>	<b>-39,461</b>
<b>Transactions Not Applied to Current Year's Surplus or Deficit:</b>			
Seigniorage .....	-250	-250	-350
Reclassification of Aged Unreconciled Accounts .....	.....	1,008	(*)
Other .....	76	76	40
<b>Total-Transactions Not Applied to Current Year's Surplus or Deficit .....</b>	<b>-174</b>	<b>834</b>	<b>-310</b>
<b>Excess of Liabilities Close of Period .....</b>	<b>11,554,592</b>	<b>11,554,592</b>	<b>11,070,408</b>

... No Transactions

Note: Details may not add to totals due to rounding.

**Table 6. Schedule B-Securities Issued by Federal Agencies Under Special Financing Authorities, September 2014 and Other Periods**

Classification	[\$ millions]					
	This Month	Net Transactions (-) denotes net reduction of liability accounts		Account Balances Current Fiscal Year		
		Fiscal Year to Date		Beginning of		Close of This Month
This Year	Prior Year	This Year	This Month			
<b>Agency Securities, Issued Under Special Financing Authorities:</b>						
Obligations Guaranteed by the United States, Issued By:						
Department of Housing and Urban Development:						
Federal Housing Administration .....	.....	.....	.....	19	19	19
Obligations Not Guaranteed by the United States, Issued By:						
Legislative Branch:						
Architect of the Capitol .....	1	-7	-15	113	105	106
Independent Agencies:						
Federal Communications Commission.....	.....	.....	.....	(**)	(**)	(**)
National Archives and Records Administration .....	.....	-18	-17	134	116	116
Tennessee Valley Authority .....	131	-1,201	718	24,821	23,489	23,620
<b>Total Agency Securities .....</b>	<b>132</b>	<b>-1,226</b>	<b>687</b>	<b>25,086</b>	<b>23,729</b>	<b>23,860</b>

... No Transactions

Note: Details may not add to totals due to rounding.

(\*\*) Less than \$500,000

**Table 6. Schedule C (Memorandum)-Federal Agency Borrowing Financed Through the Issue of Treasury Securities, September 2014 and Other Periods**

Classification	[\$ millions]					
	Transactions			Account Balances Current Fiscal Year		
	This Month	Fiscal Year to Date		Beginning of		Close of This Month
This Year		Prior Year	This Year	This Month		
<b>Borrowing from the Treasury:</b>						
Department of Agriculture:						
Farm Service Agency:						
Commodity Credit Corporation.....	1,270	6,082	2,956	3,729	8,541	9,811
Agricultural Credit Insurance Fund.....	(**)	824	105	7,433	8,257	8,257
Farm Storage Facility Loans.....	-148	24	65	970	1,142	994
Emergency Boll Weevil Loan Fund.....	-2	-1	(**)	3	3	2
Rural Housing Service:						
Rural Housing Insurance.....	125	-197	713	16,566	16,244	16,369
Rural Community Facility Loans Fund.....	26	226	807	5,291	5,491	5,517
Multifamily Housing Revitalization Loan Account.....	1	-14	68	255	240	240
Rural Business - Cooperative Service:						
Rural Business and Industry Loans.....	5	1	2	67	63	68
Rural Development Loan Fund.....	.....	-4	15	320	316	316
Rural Economic Development Loan Fund.....	11	29	30	140	158	169
Renewable Energy Guaranteed Loan Account.....	.....	.....	-1	(**)	(**)	(**)
Rural Microenterprise Investment Loans.....	(**)	4	5	18	22	22
Biorefinery Assistance Loan Account.....	-8	-8	8	8	8	.....
Rural Utilities Service:						
Rural Water and Waste Disposal Fund.....	2	65	1,009	12,193	12,256	12,257
Rural Electrification and Telecommunications Fund.....	33	76	71	12,232	12,275	12,308
Rural Telephone Bank.....	.....	-61	-10	354	293	293
Distance Learning and Telemedicine Program.....	4	55	240	1,290	1,341	1,345
Foreign Agricultural Service.....	.....	-160	-93	908	748	748
Department of Commerce:						
Departmental Management:						
Emergency Steel Guaranteed Loan Fund.....	.....	1,961	37	39	2,000	2,000
National Oceanic and Atmospheric Administration:						
Fisheries Finance.....	-61	-14	-27	525	572	511
Fishing Vessel Obligations.....	.....	.....	(**)	.....	.....	.....
Public Safety Trust Fund.....	-1,221	-1,221	.....	.....	.....	-1,221
State and Local Implementation Fund.....	.....	10	12	12	22	22
Department of Defense - Military Programs:						
Arms Initiative Loans.....	(**)	(**)	.....	(**)	(**)	.....
Family Housing Improvement Loans.....	13	218	225	1,173	1,378	1,391
Department of Education:						
College Housing and Academic Facilities Loans.....	-5	-5	-7	37	37	32
Federal Direct Student Loans.....	-16,548	118,319	145,286	736,960	871,827	855,279
Teach Grant Loans.....	-10	71	115	485	566	555
Temporary Student Loan Purchase Authority.....	-4,065	-4,285	-8,467	70,559	70,339	66,274
Federal Family Education Loans.....	.....	.....	.....	43,254	43,254	43,254
Department of Energy:						
Bonneville Power Administration Fund.....	-110	357	464	3,885	4,352	4,242
Western Area Power Administration - Recovery Act.....	.....	34	-133	58	92	92
Title 17 Innovative Technology Loans.....	-26	83	5	8	117	91
Advanced Technology Vehicles Manufacturing Loans.....	15	11	16	16	12	27
Department of Health and Human Services:						
Consumer Operated and Oriented Plan Program Contingency Fund.....	-14	33	4	4	51	37
Health Education Assistance Loans.....	.....	.....	-1	.....	.....	.....
Consumer Operated and Oriented Plan.....	12	321	385	535	844	857
Department of Homeland Security:						
National Flood Insurance Fund.....	.....	.....	6,250	24,000	24,000	24,000
Disaster Assistance Loan Fund.....	-16	5	-247	76	98	81
Department of Housing and Urban Development:						
Public and Indian Housing Programs:						
Low-Rent Public Housing - Loans and Other Expenses.....	.....	1	95	115	116	116
Native Hawaiian Housing Loans.....	.....	.....	6	6	6	6
Housing Programs:						
Emergency Homeowners' Relief Fund.....	.....	(**)	-2	3	3	3
Federal Housing Administration.....	1,588	1,588	14,413	25,940	25,940	27,528
Green Retrofit Program for Multifamily Housing-Recovery Act.....	-7	-7	.....	15	15	8

**Table 6. Schedule C (Memorandum)-Federal Agency Borrowing Financed Through the Issue of Treasury Securities, September 2014 and Other Periods —Continued**

Classification	[\$ millions]					
	Transactions			Account Balances Current Fiscal Year		
	This Month	Fiscal Year to Date		Beginning of		Close of This Month
This Year		Prior Year	This Year	This Month		
<b>Borrowing from the Treasury:—Continued</b>						
Department of the Interior:						
Helium Fund .....		-44		44		
Bureau of Reclamation Loan Fund .....	-1	-1	-1	35	35	34
Bureau of Indian Affairs .....		-4	4	9	5	5
Assistance to American Samoa Loan Fund .....	(**)	(**)	(**)	9	10	9
Department of Labor:						
Black Lung Disability Trust Fund.....	-302	-302	-209	5,036	5,036	4,733
Department of State:						
Reparation Loans.....	(**)	(**)	(**)	3	4	4
Department of Transportation:						
Federal Aviation Administration:						
Federal Highway Administration:						
Transportation Infrastructure Finance and Innovation Fund.....	-182	1,238	1,700	6,105	7,524	7,342
Federal Railroad Administration:						
Railroad Rehabilitation and Improvement Loan Fund .....	-49	26	113	816	891	843
Other.....				(**)	(**)	(**)
Maritime Administration:						
Ocean Freight Differential .....			-47			
Maritime Guaranteed Loan (Title XI) Fund.....		-37		37		
Department of Treasury:						
Departmental Offices:						
Community Development Financial Institutions Fund .....	(**)	16	4	38	54	53
Temporary Credit and Liquidity Program .....		-794	-4,936	8,865	8,072	8,072
Troubled Assets Insurance Financing Fund.....			-760			
Troubled Asset Relief Program.....		-10,645	-40,119	11,949	1,304	1,304
Small Business Lending Financing Fund .....		-500	-400	3,712	3,212	3,212
Federal Financing Bank Revolving Fund .....	-508	-6,533	5,927	63,061	57,036	56,528
Department of Veterans Affairs:						
Veterans Housing Benefit Program Fund.....	-313	-57	-92	681	937	624
Native American Veteran Housing Fund.....	-5	-1	4	68	72	67
Vocational Rehabilitation Loan Fund .....	-2	-1	1	2	4	1
Corps of Engineers:						
Washington Aqueduct.....	(**)	(**)	-3	2	2	1
Environmental Protection Agency:						
Abatement, Control, and Compliance Loan Program.....	(**)	(**)	-1	(**)	(**)	(**)
General Services Administration:						
International Assistance Program:						
International Security Assistance:						
Military Debt Reduction.....	2	2	2	36	36	37
Agency for International Development:						
International Debt Reduction .....			(**)	478	478	478
Development Credit Authority Loan Fund .....	(**)	(**)	3	3	3	3
Overseas Private Investment Corporation .....	149	514	51	2,293	2,658	2,807
International Monetary Programs.....		1	1,825	7,846	7,847	7,847
Small Business Administration:						
Business Loan Fund .....	-155	273	-486	1,432	1,861	1,706
Disaster Loan Fund .....	-946	-605	654	6,656	6,996	6,051
Independent Agencies:						
Export-Import Bank of the United States.....	517	3,532	6,800	18,102	21,116	21,634
Federal Communications Commission:						
Spectrum Auction Loan Fund .....		(**)	(**)	(**)		
National Credit Union Administration .....		-2,125	1,525	4,725	2,600	2,600
Presidio Trust Fund .....				50	50	50
Railroad Retirement Board:						
Social Security Equivalent Benefit Account.....	348	-55	185	3,587	3,184	3,532
Smithsonian Institution:						
John F. Kennedy Center Parking Facilities .....				20	20	20
<b>Total Agency Borrowing from the Treasury</b>						
<b>Financed Through Treasury Securities Issued .....</b>	<b>-20,585</b>	<b>108,316</b>	<b>136,161</b>	<b>1,115,182</b>	<b>1,244,084</b>	<b>1,223,498</b>

**Table 6. Schedule C (Memorandum)-Federal Agency Borrowing Financed Through the Issue of Treasury Securities, September 2014 and Other Periods —Continued**

Classification	[\$ millions]					
	Transactions			Account Balances Current Fiscal Year		
	This Month	Fiscal Year to Date		Beginning of		Close of This Month
This Year		Prior Year	This Year	This Month		
<b>Borrowing from the Federal Financing Bank:</b>						
Department of Agriculture:						
Rural Utilities Service:						
Rural Electrification and Telecommunications Fund .....	-109	2,086	2,888	40,638	42,834	42,725
Department of Education:						
Historically Black College and University Capital						
Financing Fund .....	12	131	206	1,129	1,248	1,260
Department of Energy:						
Title 17 Innovative Technology Loans.....	140	1,475	2,726	7,894	9,229	9,369
Advanced Technology Vehicles Manufacturing .....	-163	-802	-978	5,962	5,323	5,160
Department of Health and Human Services:						
Health Maintenance Organization Loan and						
Loan Guarantee Fund.....	.....	.....	.....	(**)	(**)	(**)
Department of Transportation:						
Railroad Rehabilitation and Improvement Loan Fund .....	(**)	-1	(**)	1	(**)	.....
Department of Treasury						
Community Development Financial Institutions Fund-Bond Guarantee .....	4	38	.....	.....	34	38
Department of Veterans Affairs:						
Guaranteed Transitional Housing for Homeless Veterans .....	.....	(*)	(**)	5	5	5
General Services Administration:						
Federal Buildings Fund .....	.....	-1,733	-86	1,733	.....	.....
International Assistance Program:						
Foreign Military Financing Program .....	.....	-80	-108	80	.....	.....
Small Business Administration:						
Business Loan Fund .....	.....	.....	(**)	.....	.....	.....
Independent Agencies:						
Postal Service .....	.....	.....	.....	15,000	15,000	15,000
<b>Total Borrowing from the Federal Financing Bank .....</b>	<b>-116</b>	<b>1,115</b>	<b>4,647</b>	<b>72,441</b>	<b>73,671</b>	<b>73,555</b>

Note: This table includes lending by the Federal Financing Bank accomplished by the purchase of agency financial assets, by the acquisition of agency debt securities, and by direct loans on behalf of an agency. The Federal Financing Bank borrows from Treasury and issues its own securities and in turn may loan these funds to agencies in lieu of agencies borrowing directly through Treasury or issuing their own securities.

... No Transactions  
(\*\*) Less than \$500,000  
Note: Details may not add to totals due to rounding.



This Page Left Blank Intentionally

---

**Table 6. Schedule D-Investments of Federal Government Accounts in Federal Securities, September 2014 and Other Periods**

Classification	[\$ millions]					
	Net Purchases or Sales (-)			Securities Held as Investments Current Fiscal Year		
	This Month	Fiscal Year to Date		Beginning of		Close of This Month
This Year		Prior Year	This Year	This Month		
<b>Federal Funds:</b>						
Department of Agriculture.....	.....	5	-4	138	143	143
Department of Commerce.....	-2	.....	.....	.....	2	.....
Department of Defense-Military Programs:						
Defense Cooperation Account.....	.....	(**)	(**)	8	8	8
Department of Energy.....	-23	694	801	54,770	55,487	55,464
Department of Health and Human Services.....	.....	3	3	2,098	2,101	2,101
Department of Housing and Urban Development:						
Housing Programs:						
Federal Housing Administration Fund.....	879	6,376	-2,774	3	5,500	6,379
Government National Mortgage Association:						
Guarantees of Mortgage-Backed Securities.....	-1,325	-1,661	-306	1,812	1,476	151
Department of the Interior.....	-301	-665	900	7,513	7,149	6,848
Department of Labor.....	-331	-278	1,635	17,768	17,822	17,490
Department of Transportation.....	-6	200	133	1,980	2,185	2,180
Department of the Treasury.....	46	-731	1,244	26,049	25,271	25,317
Department of Veterans Affairs:						
Veterans Reopened Insurance Fund.....	-3	-26	-28	226	202	199
Servicemen's Group Life Insurance Fund.....	.....	(**)	(**)	1	1	1
Other Defense Civil Programs:						
Uniformed Services Retiree Health Care Fund.....	-550	11,708	12,552	188,664	200,922	200,372
Office of Personnel Management:						
Postal Service Contributions.....	.....	6,144	-3,023	42,324	48,468	48,468
Independent Agencies:						
Federal Deposit Insurance Corporation:						
Deposit Insurance Fund.....	2,182	11,886	-737	36,864	46,568	48,750
FSLIC Resolution Fund.....	(**)	2	-2,599	825	827	827
Federal Housing Finance Agency.....	-20	-8	-6	72	84	64
National Credit Union Administration.....	17	355	-1,592	11,200	11,538	11,555
Postal Service.....	352	2,590	269	2,860	5,098	5,450
Tennessee Valley Authority.....	(**)	(**)	(**)	25	25	25
Other.....	376	1,384	281	15,806	16,814	17,190
Other.....	68	2,641	890	10,908	13,481	13,550
Total Treasury Securities.....	1,359	40,618	7,640	421,914	461,173	462,532
<b>Total Federal Funds.....</b>	<b>1,359</b>	<b>40,618</b>	<b>7,640</b>	<b>421,914</b>	<b>461,173</b>	<b>462,532</b>
<b>Trust Funds:</b>						
Legislative Branch:						
Library of Congress.....	-2	3	-17	26	31	29
United States Tax Court.....	.....	(**)	(**)	11	11	11
Other.....	-1	-1	-1	31	31	30
Judicial Branch:						
Judicial Retirement Funds.....	-6	60	63	1,024	1,090	1,084
Department of Agriculture.....	.....	6	.....	.....	6	6
Department of Defense-Military Programs:						
Voluntary Separation Incentive Fund.....	-13	-47	-43	269	235	222
Other.....	(**)	-28	70	903	875	875
Department of Health and Human Services:						
Federal Hospital Insurance Trust Fund.....	3,327	-3,803	-22,282	206,010	198,880	202,207
Federal Supplementary Medical Insurance Trust Fund.....	-2,522	1,006	-1,939	67,385	70,913	68,391
Other.....	36	113	53	3,272	3,349	3,385

**Table 6. Schedule D-Investments of Federal Government Accounts in Federal Securities, September 2014 and Other Periods —Continued**

Classification	[\$ millions]					
	Net Purchases or Sales (-)			Securities Held as Investments Current Fiscal Year		
	This Month	Fiscal Year to Date		Beginning of		Close of This Month
This Year		Prior Year	This Year	This Month		
<b>Trust Funds:—Continued</b>						
Department of Homeland Security.....	53	509	581	5,080	5,536	5,589
Department of the Interior.....	-2	-2	-29	11	11	9
Department of Labor:						
Unemployment Trust Fund.....	-1,359	6,441	8,805	29,478	37,278	35,919
Other.....	16	-2	7	65	47	63
Department of State:						
Foreign Service Retirement and Disability Fund.....	126	428	471	17,364	17,666	17,792
Other.....	(**)	(**)	9	44	43	43
Department of Transportation:						
Airport and Airway Trust Fund.....	520	951	1,383	11,808	12,238	12,759
Highway Trust Fund.....	-2,286	8,739	-8,013	1,957	12,982	10,696
Department of Treasury.....	-15	-41	257	1,685	1,659	1,644
Department of Veterans Affairs:						
General Post Fund, National Homes.....		-21	23	86	65	65
National Service Life Insurance.....	-46	-627	-656	6,256	5,675	5,629
United States Government Life Insurance Fund.....	(**)	-2	-3	10	8	7
Veterans Special Life Insurance Fund.....	-13	-51	-39	1,914	1,876	1,863
Corps of Engineers.....	-25	573	804	7,866	8,464	8,439
Other Defense Civil Programs:						
Military Retirement Fund.....	1,533	61,785	44,888	421,327	481,578	483,111
Other.....	-21	-220	-163	1,844	1,645	1,624
Environmental Protection Agency.....	-85	-623	(**)	4,510	3,971	3,887
National Aeronautics and Space Administration.....	(**)	(**)	(**)	15	16	16
Office of Personnel Management:						
Civil Service Retirement and Disability Fund:						
Treasury Securities.....	31,048	137,712	-107,099	719,456	826,121	857,169
Employees Life Insurance Fund.....	37	1,262	701	41,951	43,177	43,213
Employees and Retired Employees Health Benefits Fund.....	-186	129	2,168	23,429	23,744	23,558
Social Security Administration:						
Federal Old-Age and Survivors Insurance Trust						
Fund.....	-5,895	57,207	68,901	2,655,599	2,718,700	2,712,805
Federal Disability Insurance Trust Fund.....	-2,932	-30,678	-31,554	100,791	73,046	70,113
Independent Agencies:						
Harry S Truman Memorial Scholarship Trust Fund.....	(**)	(**)	(**)	54	54	54
Japan-United States Friendship Commission.....				38	38	38
Railroad Retirement Board:						
Treasury Securities.....	-100	303	-36	2,367	2,770	2,670
Agency Securities.....		-2	1	5	3	3
Other.....	-23	358	409	1,355	1,735	1,713
Total Treasury Securities.....	21,164	241,438	-42,279	4,335,291	4,555,566	4,576,730
Total Agency Securities.....		-2	1	5	3	3
Total Trust Funds.....	<b>21,164</b>	<b>241,436</b>	<b>-42,279</b>	<b>4,335,297</b>	<b>4,555,569</b>	<b>4,576,733</b>
<b>Grand Total.....</b>	<b>22,522</b>	<b>282,054</b>	<b>-34,639</b>	<b>4,757,211</b>	<b>5,016,743</b>	<b>5,039,265</b>

... No Transactions  
 (\*\*) Less than \$500,000

Note: Details may not add to totals due to rounding.  
 Note: Investments are in Treasury securities unless otherwise noted.

**Table 6. Schedule E-Net Activity, Guaranteed and Direct Loan Financing, September 2014 and Other Periods**

Classification	[\$ millions]					
	Net Transactions (-) denotes net reduction of assets accounts			Account Balances Current Fiscal Year		
	This Month	Fiscal Year to Date		Beginning of		Close of This Month
This Year		Prior Year	This Year	This Month		
<b>Guaranteed Loan Financing Activity:</b>						
Department of Agriculture:						
Farm Service Agency:						
Commodity Credit Corporation Export Fund .....	16	-92	-87	332	224	239
Agricultural Credit Insurance Fund.....	-2	-9	25	-168	-175	-177
Natural Resource Conservation Demonstration Program:						
Agricultural Resource Conservation Demonstration Program .....	.....	.....	.....	(**)	(**)	(**)
Rural Housing Service:						
Rural Community Facility Loans .....	-3	(**)	1	-57	-54	-57
Rural Housing Insurance Fund .....	-63	-620	-699	-3,047	-3,604	-3,667
Rural Business-Cooperative Service:						
Rural Business and Industry Loans .....	(**)	5	-36	-492	-487	-488
Renewable Energy Guaranteed Loan Account .....	-2	18	-7	-40	-20	-22
Biorefinery Assistance Loan Account .....	-1	22	29	-44	-21	-22
Rural Utilities Service:						
Rural Water and Waste Disposal Fund .....	(**)	(**)	(**)	-25	-25	-25
Department of Commerce:						
General Administration:						
Emergency Oil, Gas, and Steel Account .....	.....	.....	.....	5	5	5
National Oceanic and Atmospheric Administration:						
Fishing Vessel Obligations.....	.....	(**)	(**)	(**)	.....	.....
Department of Defense-Military Programs .....	-11	-12	-32	-47	-47	-59
Department of Education:						
Office of Student Financial Assistance:						
Federal Family Education Loans.....	1,872	3,166	7,080	34,848	36,142	38,015
Department of Energy:						
Title 17 Innovative Technology Loans.....	-6	-60	-8	-169	-223	-229
Department of Health and Human Services:						
Health Resources and Services Administration:						
Health Center Loans .....	(**)	(**)	(**)	-3	-2	-3
Health Education Assistance Loans.....	.....	42	-59	-112	-70	-70
Department of Housing and Urban Development:						
Public and Indian Housing Programs:						
Indian Housing Loans .....	-4	-108	10	-48	-151	-155
Native Hawaiian Housing Loans .....	2	3	1	(**)	(**)	3
Community Planning and Development:						
Community Development Loans .....	-5	-2	-12	-107	-104	-109
Housing Programs:						
FHA-Mutual Mortgage Insurance Loans .....	-585	10,476	138	-26,306	-15,245	-15,830
FHA-General and Special Risk Fund .....	(**)	3,706	-3,373	-8,219	-4,512	-4,512
Home Ownership Preservation Entity Fund .....	(**)	2	1	-20	-18	-18
Government National Mortgage Association:						
Guarantees of Mortgaged-Backed Securities .....	420	-1,556	-1,462	4,956	2,980	3,400

**Table 6. Schedule E-Net Activity, Guaranteed and Direct Loan Financing, September 2014 and Other Periods —Continued**

Classification	Net Transactions (-) denotes net reduction of assets accounts					Account Balances Current Fiscal Year	
	This Month	Fiscal Year to Date		Beginning of		Close of This Month	
		This Year	Prior Year	This Year	This Month		
<b>Guaranteed Loan Financing Activity:—Continued</b>							
Department of the Interior:							
Bureau of Indian Affairs .....	-3	-3	-4	-56	-56	-59	
Department of Transportation:							
Office of the Secretary:							
Minority Business Resource Center Fund.....	(**)	(**)	(**)	-1	(**)	-1	
Federal Highway Administration:							
Transportation Infrastructure Finance and Innovation Fund.....	.....	.....	.....	(**)	(**)	(**)	
Maritime Administration:							
Maritime Guaranteed Loan (Title XI) Fund.....	-27	-37	19	-194	-204	-231	
Department of the Treasury:							
Departmental Offices:							
Air Transportation Stabilization Fund .....	.....	.....	.....	(**)	(**)	(**)	
Troubled Assets Insurance Financing Fund .....	.....	.....	-758	(**)	(**)	(**)	
Troubled Asset Relief Program .....	(**)	2	-4	-15	-13	-13	
Department of Veterans Affairs:							
Veterans Benefits Administration:							
Veterans Housing Benefit Program Fund.....	-181	-2,379	-1,199	-5,356	-7,553	-7,735	
International Assistance Program:							
Agency for International Development:							
Ukraine Export Credit Insurance Fund.....	-2	-196	.....	.....	-194	-196	
Loan Guarantees to Israel .....	153	153	18	-1,379	-1,379	-1,226	
Urban and Environmental Credit Guaranteed Loans .....	-1	(**)	7	-56	-54	-56	
Microenterprise and Small Enterprise Development .....	.....	.....	(**)	(**)	(**)	(**)	
Development Credit Authority Loan Fund.....	-10	-18	-5	-54	-62	-72	
Loan Guarantees to Egypt .....	-23	-23	-320	-458	-458	-481	
Tunisia Loan Fund.....	-53	-241	18	-12	-200	-253	
Overseas Private Investment Corporation .....	30	24	226	125	119	149	
Small Business Administration:							
Business Loan Fund .....	-96	-68	639	-2,156	-2,128	-2,224	
Independent Agencies:							
Export-Import Bank of the United States.....	-117	167	-681	-1,995	-1,711	-1,828	
<b>Net Activity, Guaranteed Loan Financing .....</b>	<b>1,293</b>	<b>12,362</b>	<b>-534</b>	<b>-10,369</b>	<b>700</b>	<b>1,993</b>	

**Table 6. Schedule E-Net Activity, Guaranteed and Direct Loan Financing, September 2014 and Other Periods —Continued**

Classification	[\$ millions]					
	Net Transactions (-) denotes net reduction of assets accounts			Account Balances Current Fiscal Year		
	This Month	Fiscal Year to Date		Beginning of		Close of This Month
This Year		Prior Year	This Year	This Month		
<b>Direct Loan Financing Activity:</b>						
Department of Agriculture:						
Farm Service Agency:						
Agricultural Credit Insurance Fund.....	271	503	15	6,949	7,181	7,452
Farm Storage Facility Loans.....	2	34	15	742	774	776
Apple Loans Fund.....	(**)	(**)	(**)	(**)	(**)	(**)
Emergency Boll Weevil Loan Fund.....	-2	-2	(**)	3	3	1
Rural Housing Service:						
Rural Community Facility Loans Fund.....	203	380	501	4,577	4,753	4,957
Rural Housing Insurance Fund.....	649	-91	-145	15,356	14,615	15,265
Multifamily Housing Revitalization Loan Account.....	9	13	30	197	202	211
Rural Business-Cooperative Service:						
Rural Business and Industry Loan Fund.....	1	-4	-4	45	40	42
Rural Development Loan Fund.....	13	-5	(**)	298	280	293
Rural Economic Development Loan Fund.....	7	34	9	111	138	145
Rural Microenterprise Investment Loans.....	1	3	4	17	20	20
Rural Utilities Service:						
Rural Water and Waste Disposal Loans.....	471	614	480	10,199	10,341	10,812
Rural Electrification and Telecommunications Fund.....	377	1,812	3,148	48,457	49,893	50,269
Rural Telephone Bank.....	6	-45	-54	293	242	248
Distance Learning and Telemedicine Program.....	33	-92	117	1,145	1,020	1,053
Rural Development Insurance Fund.....	.....	.....	.....	1,065	1,065	1,065
Foreign Agricultural Service:						
P.L. 480 Direct Loan Fund.....	36	-126	-61	783	621	657
International Debt Reduction.....	-3	-10	-11	5	-2	-5
Department of Commerce:						
National Oceanic and Atmospheric Administration:						
Fisheries Finance.....	17	-14	-27	525	494	511
Department of Defense-Military Programs.....	66	218	225	1,173	1,325	1,391
Department of Education:						
Office of Postsecondary Education:						
College Housing and Academic Facilities Loans.....	(**)	-1	-1	5	4	4
Historically Black College and University Capital Financing Fund.....	-4	123	382	939	1,066	1,062
Office of Student Financial Assistance:						
Federal Direct Student Loans.....	44,090	122,972	148,699	674,580	753,461	797,552
Teach Grant Loans.....	27	82	110	453	508	535
Temporary Student Loan Purchase Authority.....	2,205	-6,190	-7,805	107,415	99,020	101,225
Department of Energy:						
Advanced Technology Vehicles Manufacturing Loans.....	-150	-622	-116	5,651	5,179	5,029
Title 17 Innovative Technology Loans.....	154	1,580	2,647	6,726	8,152	8,306
Department of Health and Human Services:						
Consumer Operated and Oriented Plan.....	24	341	360	417	734	758
Consumer Operated and Oriented Plan Prog. Contingency Fund.....	8	30	1	1	23	31
Department of Homeland Security:						
Disaster Assistance Loan Fund.....	-45	-32	-285	39	53	8
Department of Housing and Urban Development:						
Housing Programs:						
Emergency Homeowners' Relief Fund.....	(**)	-1	1	2	1	1
FHA-Mutual Mortgage Insurance Loans.....	(**)	(**)	(**)	-5	-5	-6
FHA-General and Special Risk Fund.....	(**)	(**)	(**)	(**)	(**)	(**)
Green Retrofit Program for Multifamily Housing Fund.....	5	-1	-5	6	(**)	5

**Table 6. Schedule E-Net Activity, Guaranteed and Direct Loan Financing, September 2014 and Other Periods —Continued**

Classification	[\$ millions]					
	Net Transactions (-) denotes net reduction of assets accounts			Account Balances Current Fiscal Year		
	This Month	Fiscal Year to Date		Beginning of		Close of This Month
This Year		Prior Year	This Year	This Month		
<b>Direct Loan Financing Activity:—Continued</b>						
Department of the Interior:						
Bureau of Reclamation .....	2	-1	-1	36	33	35
Bureau of Indian Affairs .....	(**)	-1	-1	4	3	3
Assistance to American Samoa Loan Fund .....	(**)	(**)	(**)	9	9	9
Department of State:						
Administration of Foreign Affairs:						
Repatriation Loans .....	1	1	(**)	1	1	2
Department of Transportation:						
Federal Highway Administration:						
Transportation Infrastructure Finance and Innovation Fund .....	320	1,092	1,303	5,677	6,450	6,769
Tiger Tifia Loan Fund .....	134	168	401	401	435	569
Federal Railroad Administration:						
Railroad Rehabilitation and Improvement Loan Fund .....	-2	23	120	810	836	834
Department of the Treasury:						
Departmental Offices:						
Community Development Financial Institutions Fund .....	5	53	4	38	86	91
GSE Mortgage-Backed Securities Purchase Program .....	.....	.....	705	4,613	4,613	4,613
Temporary Credit and Liquidity Program .....	279	-553	-4,798	8,458	7,626	7,905
Troubled Asset Relief Program .....	41	-9,039	-21,749	9,735	655	696
Small Business Lending Program .....	52	-465	-395	3,639	3,122	3,174
Bureau of the Fiscal Service:						
Financial Management Service .....	.....	.....	.....	(**)	(**)	(**)
Department of Veterans Affairs:						
Veterans Benefits Administration:						
Veterans Housing Benefit Program Fund .....	17	-39	-91	570	513	531
Native American Veteran Housing Fund .....	2	1	4	62	61	64
Transitional Housing Loans .....	(**)	(**)	(**)	(**)	(**)	(**)
Vocational Rehabilitation Loan Fund .....	(**)	(**)	(**)	1	1	1
Environmental Protection Agency:						
Abatement, Control, and Compliance Loan Program .....	(**)	(**)	-1	(**)	(**)	(**)
International Assistance Program:						
International Security Assistance:						
Foreign Military Loan Program .....	.....	.....	.....	-27	-27	-27
Military Debt Reduction .....	2	2	2	36	36	37
Agency for International Development:						
International Debt Reduction .....	2	-23	-22	116	91	93
Overseas Private Investment Corporation .....	85	31	-94	1,359	1,305	1,391
International Monetary Programs .....	2	-10	-6	-60	-71	-69
Small Business Administration:						
Business Loan Fund .....	5	23	15	124	143	148
Disaster Loan Fund .....	175	-287	43	5,858	5,397	5,572
Independent Agencies:						
Export-Import Bank of the United States .....	862	2,602	6,238	17,086	18,827	19,689
Federal Communications Commission:						
Spectrum Auction Loan Fund .....	(**)	3	-2	-6	-3	-3
<b>Net Activity, Direct Loan Financing .....</b>	<b>50,457</b>	<b>115,087</b>	<b>129,906</b>	<b>946,711</b>	<b>1,011,341</b>	<b>1,061,798</b>

Note: Federal credit programs provide benefits to the public in the form of direct loans and loan guarantees. This table reflects cash transactions and balances of the nonbudgetary financing fund accounts that result from the disbursement of loans, collection of fees, repayment of principle, sale of collateral, interest, and subsidy received from the credit program accounts at net present value in accordance with the Credit Reform Act of 1990. Unreimbursed costs such as administrative expenses and subsidy payments are reported on a cash basis and included within each program's budgetary totals in Table 5.

... No Transactions  
 (\*\*) Less than \$500,000  
 Note: Details may not add to totals due to rounding.

**Table 7. Receipts and Outlays of the U.S. Government by Month, Fiscal Year 2014**

	[\$ millions]													
Classification	Oct.	Nov.	Dec.	Jan.	Feb.	March	April	May	June	July	Aug.	Sept.	Fiscal Year to Date	Comparable Period Prior F.Y.
<b>Receipts:</b>														
Individual Income Taxes .....	99,106	82,711	124,608	169,388	37,956	71,145	238,164	79,945	142,735	97,717	89,798	161,294	1,394,567	1,316,405
Corporation Income Taxes .....	6,475	498	62,287	8,147	8,015	32,133	39,253	8,031	70,178	8,280	3,902	73,530	320,731	273,506
Social Insurance and Retirement Receipts:														
Employment and General Retirement .....	67,580	72,817	75,820	90,888	73,864	89,569	102,538	75,668	88,551	72,171	74,154	81,447	965,067	887,445
Unemployment Insurance .....	3,340	4,590	472	5,497	3,694	473	9,574	15,591	1,382	4,398	5,580	803	55,394	56,810
Other Retirement .....	293	273	273	266	319	308	252	311	277	262	321	317	3,472	3,564
Excise Taxes .....	5,852	6,938	6,418	6,540	6,238	6,375	7,505	5,697	6,449	7,928	7,110	20,317	93,368	84,008
Estate and Gift Taxes .....	1,772	2,109	1,406	1,248	1,062	1,152	2,402	1,432	1,353	2,228	1,539	1,599	19,300	18,912
Customs Duties .....	3,166	2,848	2,833	3,000	2,484	2,475	2,886	2,434	2,600	3,310	2,867	3,024	33,926	31,814
Miscellaneous Receipts .....	11,344	9,668	10,925	11,024	10,718	12,216	11,662	10,781	10,120	18,199	8,977	9,391	135,024	101,547
<b>Total--Receipts This Year .....</b>	<b>198,927</b>	<b>182,453</b>	<b>285,041</b>	<b>295,997</b>	<b>144,349</b>	<b>215,846</b>	<b>414,237</b>	<b>199,889</b>	<b>323,646</b>	<b>214,493</b>	<b>194,248</b>	<b>351,722</b>	<b>3,020,848</b>	.....
<b>(On-Budget) .....</b>	<b>148,871</b>	<b>128,657</b>	<b>230,051</b>	<b>226,228</b>	<b>86,974</b>	<b>145,924</b>	<b>335,529</b>	<b>140,789</b>	<b>255,321</b>	<b>159,153</b>	<b>137,291</b>	<b>290,458</b>	<b>2,285,246</b>	.....
<b>(Off-Budget) .....</b>	<b>50,056</b>	<b>53,796</b>	<b>54,990</b>	<b>69,769</b>	<b>57,375</b>	<b>69,922</b>	<b>78,708</b>	<b>59,100</b>	<b>68,325</b>	<b>55,340</b>	<b>56,957</b>	<b>61,264</b>	<b>735,602</b>	.....
<i>Total--Receipts Prior Year .....</i>	<i>184,316</i>	<i>161,730</i>	<i>269,508</i>	<i>272,225</i>	<i>122,815</i>	<i>186,018</i>	<i>406,723</i>	<i>197,182</i>	<i>286,627</i>	<i>200,030</i>	<i>185,370</i>	<i>301,469</i>	.....	<i>2,774,011</i>
<i>(On Budget) .....</i>	<i>144,166</i>	<i>118,561</i>	<i>230,049</i>	<i>207,810</i>	<i>67,807</i>	<i>120,570</i>	<i>332,553</i>	<i>139,762</i>	<i>220,392</i>	<i>146,265</i>	<i>130,599</i>	<i>242,205</i>	.....	<i>2,100,737</i>
<i>(Off Budget) .....</i>	<i>40,150</i>	<i>43,169</i>	<i>39,459</i>	<i>64,415</i>	<i>55,008</i>	<i>65,448</i>	<i>74,170</i>	<i>57,420</i>	<i>66,235</i>	<i>53,765</i>	<i>54,771</i>	<i>59,264</i>	.....	<i>673,274</i>
<b>Outlays:</b>														
Legislative Branch .....	358	344	329	340	311	383	323	337	325	353	332	423	4,156	4,312
Judicial Branch .....	573	533	532	677	501	604	542	534	578	555	643	628	6,900	7,065
Department of Agriculture:														
Commodity Credit Corporation And Foreign Agricultural Service .....	5,623	2,493	1,219	882	497	-515	-88	115	383	473	1,008	273	12,364	10,065
Other .....	12,287	11,367	12,663	11,542	10,553	11,497	10,656	9,903	10,872	9,816	10,462	7,824	129,442	145,826
Department of Commerce .....	512	625	669	615	614	816	668	623	631	616	-561	845	6,675	9,137
Department of Defense:														
Military Programs:														
Military Personnel .....	24,883	16,043	11,041	10,843	11,017	6,764	10,763	16,299	6,492	11,664	16,695	6,420	148,923	150,824
Operation and Maintenance .....	19,727	18,718	19,947	18,949	20,098	20,518	20,847	21,030	20,021	19,408	22,584	23,014	244,862	259,660
International Reconstruction and Other Assistance .....	(**)	1	.....	.....	(**)	(**)	(**)	(**)	.....	(**)	.....	(**)	1	5
Procurement .....	7,111	7,301	10,524	14,086	7,279	10,071	9,785	7,029	8,618	8,354	8,111	8,458	106,728	114,913
Research, Development, Test, and Evaluation .....	4,437	4,569	6,587	4,030	5,470	6,112	5,943	4,678	5,830	5,106	5,288	7,368	65,416	66,892
Military Construction .....	842	868	807	899	633	744	836	732	845	878	825	925	9,835	12,319
Family Housing .....	104	118	113	69	118	-210	124	395	141	109	129	141	1,351	1,830
Revolving and Management Funds .....	203	197	885	1,780	-320	543	-712	-525	-470	384	427	399	2,791	3,209
Other .....	84	-605	-14	-185	66	346	-386	-748	282	-43	-1,129	438	-1,893	-1,851
<b>Total Military Programs .....</b>	<b>57,391</b>	<b>47,209</b>	<b>49,890</b>	<b>50,472</b>	<b>44,361</b>	<b>44,888</b>	<b>47,200</b>	<b>48,891</b>	<b>41,759</b>	<b>45,860</b>	<b>52,930</b>	<b>47,164</b>	<b>578,013</b>	<b>607,801</b>
Department of Education .....	2,857	5,503	5,620	760	4,760	6,161	5,175	5,164	10,969	4,403	6,826	1,411	59,609	40,910
Department of Energy .....	2,331	1,809	2,192	1,783	1,644	2,049	2,023	1,710	1,894	1,893	1,661	2,640	23,630	24,675
Department of Health and Human Services:														
National Institutes of Health .....	2,169	2,719	2,406	2,239	2,322	2,629	2,929	2,471	2,541	2,444	2,558	1,921	29,348	30,976
Centers for Medicare and Medicaid Services:														
Grants to States for Medicaid .....	24,594	20,620	23,002	24,000	24,274	23,847	24,904	25,709	27,165	31,430	23,474	28,453	301,471	265,392
Federal Hospital Ins. Trust Fund .....	21,717	26,638	16,432	28,326	22,512	15,619	22,470	29,555	15,213	24,586	23,482	27,252	273,801	275,635
Federal Supp. Med. Ins. Trust Fund .....	22,031	37,847	15,410	41,359	23,790	14,750	28,333	40,110	15,127	30,194	30,045	32,033	331,030	314,011
Other .....	24,908	27,478	17,645	28,403	19,113	18,924	29,857	25,028	20,796	21,003	22,232	25,254	280,641	258,139
Administration for Children and Families .....	3,647	3,955	4,287	4,322	3,805	4,181	4,277	3,981	4,047	4,113	3,654	5,154	49,423	50,431
Other .....	-22,434	-30,459	-20,473	-35,463	-23,585	-20,302	-33,417	-31,422	-24,668	-24,504	-25,465	-37,490	-329,683	-308,291
Department of Homeland Security .....	3,592	3,598	3,674	3,573	3,045	4,022	3,218	3,074	3,626	3,348	3,908	4,579	43,259	57,219
Department of Housing and Urban Development .....	2,916	3,383	3,226	3,255	3,301	6,091	3,197	1,042	3,133	2,986	3,190	2,805	38,524	56,576
Department of the Interior .....	1,194	959	435	834	667	1,061	1,256	788	1,180	859	810	1,231	11,273	9,606
Department of Justice .....	2,830	2,503	1,889	2,316	1,551	3,305	2,610	1,975	1,946	2,083	2,450	3,161	28,617	29,742
Department of Labor:														
Unemployment Trust Fund .....	5,122	4,627	5,154	4,794	4,057	3,755	3,876	3,235	2,822	3,363	2,924	3,378	47,105	72,669
Other .....	-1,235	1,125	1,735	1,269	1,061	746	8	1,141	1,051	1,074	819	1,301	10,094	7,640
Department of State .....	2,218	2,488	2,362	1,689	1,424	2,361	3,000	1,650	1,824	2,053	1,528	4,909	27,504	25,972
Department of Transportation:														
Highway Trust Fund .....	4,104	3,535	3,492	2,437	2,205	2,727	3,079	2,727	4,354	4,496	4,393	4,968	42,516	41,744
Other .....	2,799	3,007	2,933	2,248	2,656	2,426	3,143	2,249	3,183	2,983	2,328	3,682	33,638	34,576
Department of the Treasury:														
Interest on Treasury Debt Securities (Gross) .....	15,799	22,327	87,712	19,499	21,266	26,270	31,100	32,081	97,566	29,261	27,094	19,594	429,568	415,670
Other .....	2,248	2,330	-36,745	2,995	63,438	-8,958	11,809	6,483	-5,403	6,083	4,403	-31,322	17,361	-16,603



**Table 7. Receipts and Outlays of the U.S. Government by Month, Fiscal Year 2014 —Continued**

Classification	[\$ millions]												Fiscal Year to Date	Comparable Period Prior F.Y.
	Oct.	Nov.	Dec.	Jan.	Feb.	March	April	May	June	July	Aug.	Sept.		
<b>Outlays:—Continued</b>														
Department of Veterans Affairs:														
Compensation and Pensions.....	5,719	10,576	5,697	5,613	5,982	740	5,850	11,083	610	5,929	11,363	654	69,817	64,759
National Service Life.....	83	64	65	76	73	89	94	79	66	81	86	63	919	968
Other.....	6,324	6,314	5,884	7,511	5,928	7,402	7,000	6,434	5,526	5,917	7,669	6,427	78,338	72,737
Corps of Engineers.....	725	529	513	474	455	545	524	622	488	537	561	560	6,533	6,300
Other Defense Civil Programs.....	5,403	9,112	5,986	5,347	4,844	460	3,152	8,398	495	4,372	8,685	1,119	57,372	56,812
Environmental Protection.....	790	730	613	823	601	626	774	624	797	584	1,748	690	9,400	9,484
Executive Office of the President.....	23	34	29	39	29	27	34	30	26	31	40	32	373	380
General Services Administration.....	76	-21	-158	64	-134	-140	127	80	-153	-35	-319	-151	-765	-369
International Assistance Program:														
International Security Assistance.....	1,212	851	1,365	634	2,613	541	454	619	1,092	558	564	852	11,355	9,954
Multilateral Assistance.....	3	249	158	20	1	21	153	322	1,389	3	28	553	2,900	2,839
Agency for International Development.....	469	365	399	537	671	231	159	731	437	664	470	316	5,451	5,421
Other.....	-259	-691	539	-61	13	207	-27	15	-375	198	441	-1,099	-1,098	1,459
National Aeronautics and Space Administration.....	968	1,617	1,880	1,160	1,252	1,593	1,255	1,344	1,410	1,591	1,411	1,570	17,093	16,976
National Science Foundation.....	504	653	480	486	510	498	534	520	612	697	702	859	7,054	7,417
Office of Personnel Management.....	7,662	7,216	6,652	7,766	6,857	7,538	8,206	6,929	6,733	8,050	6,637	7,673	87,919	83,868
Small Business Administration.....	89	96	81	76	-709	84	77	86	79	74	72	89	194	476
Social Security Administration:														
Federal Old-Age and Survivors Ins.														
Trust Fund (Off-Budget).....	56,690	57,026	57,579	58,152	58,229	58,718	58,867	59,012	63,509	59,166	59,528	59,430	705,907	670,656
Federal Disability Ins. Trust														
Fund (Off-Budget).....	11,755	12,003	11,718	11,966	11,923	12,205	12,184	12,123	12,521	12,028	12,106	12,114	144,646	142,847
Other.....	4,475	8,799	4,761	4,631	4,607	98	4,644	9,156	81	4,546	9,045	411	55,254	53,891
Independent Agencies:														
Fed. Deposit Ins. Corp.														
Deposit Insurance Fund.....	-58	-676	-3,032	375	-1,143	-1,904	182	-435	-2,812	217	-247	-2,205	-11,739	748
FSLIC Resolution Fund.....	(**)	(**)	-2	1	(**)	(**)	(**)	(**)	-2	(**)	(**)	(**)	-2	306
Office of Inspector General.....	.....	.....	.....	.....	.....	.....	.....	.....	.....	.....	.....	29	29	31
Postal Service:														
Off-Budget:														
Public Enterprise Funds.....	429	-805	-1,105	436	-456	-51	-730	-269	-255	-514	841	-305	-2,784	-2,168
Other.....	4	71	.....	10	171	(**)	.....	.....	.....	.....	(**)	.....	256	255
Other.....	78	.....	(**)	(**)	(**)	(**)	(**)	(**)	.....	.....	.....	(**)	78	74
Tennessee Valley Authority.....	3	-459	-186	-250	-204	-89	-44	-126	164	42	-369	104	-1,414	527
Other Independent Agencies.....	994	1,955	960	2,698	2,831	1,807	2,150	2,643	-2,351	2,278	2,880	923	19,769	26,134
Undistributed Offsetting Receipts:														
Employer Share, Employee Retirement.....	-19,361	-5,246	-5,240	-5,636	-5,240	-5,580	-5,047	-5,758	-5,316	-5,353	-5,760	-5,812	-79,349	-81,321
Interest Received by Trust Funds.....	5,134	-1,150	-70,528	-1,337	-1,487	-1,725	-4,762	-3,340	-72,867	-3,668	-2,267	-119	-158,115	-156,675
Rents and Royalties on Outer Continental Shelf Lands.....	-571	-93	-980	-531	-481	-541	-575	-213	-1,693	-703	-157	-936	-7,473	-8,873
Sale of Major Assets.....	.....	.....	.....	.....	.....	.....	.....	.....	.....	.....	.....	.....	.....	-2,588
Other.....	(**)	(**)	(**)	.....	.....	.....	.....	(**)	(**)	(**)	.....	(**)	(**)	(**)
<b>Totals This Year:</b>														
Total Outlays.....	<b>289,511</b>	<b>317,679</b>	<b>231,821</b>	<b>306,247</b>	<b>337,880</b>	<b>252,741</b>	<b>307,383</b>	<b>329,860</b>	<b>253,127</b>	<b>309,113</b>	<b>322,925</b>	<b>245,912</b>	<b>3,504,199</b>	.....
(On-Budget).....	<b>225,418</b>	<b>250,867</b>	<b>214,255</b>	<b>244,403</b>	<b>269,430</b>	<b>183,532</b>	<b>245,856</b>	<b>260,468</b>	<b>228,599</b>	<b>247,177</b>	<b>251,908</b>	<b>176,192</b>	<b>2,798,103</b>	.....
(Off-Budget).....	<b>64,093</b>	<b>66,813</b>	<b>17,566</b>	<b>61,844</b>	<b>68,450</b>	<b>69,208</b>	<b>61,527</b>	<b>69,392</b>	<b>24,528</b>	<b>61,937</b>	<b>71,017</b>	<b>69,720</b>	<b>706,095</b>	.....
Total-Surplus (+) or Deficit (-).....	<b>-90,584</b>	<b>-135,226</b>	<b>+53,220</b>	<b>-10,250</b>	<b>-193,531</b>	<b>-36,895</b>	<b>+106,853</b>	<b>-129,971</b>	<b>+70,519</b>	<b>-94,621</b>	<b>-128,677</b>	<b>+105,810</b>	<b>-483,350</b>	.....
(On-Budget).....	<b>-76,547</b>	<b>-122,210</b>	<b>+15,796</b>	<b>-18,174</b>	<b>-182,456</b>	<b>-37,608</b>	<b>+89,673</b>	<b>-119,679</b>	<b>+26,722</b>	<b>-88,024</b>	<b>-114,616</b>	<b>+114,266</b>	<b>-512,857</b>	.....
(Off-Budget).....	<b>-14,037</b>	<b>-13,017</b>	<b>+37,424</b>	<b>+7,925</b>	<b>-11,075</b>	<b>+713</b>	<b>+17,181</b>	<b>-10,292</b>	<b>+43,798</b>	<b>-6,597</b>	<b>-14,060</b>	<b>-8,456</b>	<b>+29,507</b>	.....
Total Borrowing from the Public.....	<b>204,141</b>	<b>93,153</b>	<b>73,643</b>	<b>-48,518</b>	<b>183,562</b>	<b>126,961</b>	<b>-115,417</b>	<b>34,692</b>	<b>34,376</b>	<b>79,006</b>	<b>80,884</b>	<b>51,099</b>	<b>797,582</b>	<b>702,001</b>
<b>Total Outlays Prior Year</b>														
(On-Budget).....	<b>304,311</b>	<b>333,841</b>	<b>270,699</b>	<b>269,340</b>	<b>326,354</b>	<b>292,548</b>	<b>293,834</b>	<b>335,914</b>	<b>170,126</b>	<b>297,627</b>	<b>333,275</b>	<b>226,355</b>	.....	<b>3,454,223</b>
(Off-Budget).....	<b>255,939</b>	<b>278,998</b>	<b>267,740</b>	<b>212,015</b>	<b>260,700</b>	<b>226,200</b>	<b>236,743</b>	<b>269,499</b>	<b>150,562</b>	<b>237,755</b>	<b>265,339</b>	<b>158,920</b>	.....	<b>2,820,411</b>
Total-Surplus (+) or Deficit (-) Prior Year.....	<b>-119,995</b>	<b>-172,112</b>	<b>-1,191</b>	<b>+2,886</b>	<b>-203,539</b>	<b>-106,530</b>	<b>+112,889</b>	<b>-138,732</b>	<b>+116,501</b>	<b>-97,597</b>	<b>-147,905</b>	<b>+75,114</b>	.....	<b>-680,212</b>
(On-Budget).....	<b>-111,774</b>	<b>-160,437</b>	<b>-37,691</b>	<b>-4,205</b>	<b>-192,894</b>	<b>-105,630</b>	<b>+95,810</b>	<b>-129,737</b>	<b>+69,830</b>	<b>-91,491</b>	<b>-134,740</b>	<b>+83,285</b>	.....	<b>-719,673</b>
(Off-Budget).....	<b>-8,222</b>	<b>-11,675</b>	<b>+36,500</b>	<b>+7,091</b>	<b>-10,645</b>	<b>-900</b>	<b>+17,079</b>	<b>-8,995</b>	<b>+46,672</b>	<b>-6,107</b>	<b>-13,166</b>	<b>-8,171</b>	.....	<b>+39,461</b>

... No Transactions  
 (\*\*) Less than \$500,000

Note: Details may not add to totals due to rounding.

**Table 8. Trust Fund Impact on Budget Results and Investment Holdings as of September 30, 2014**

[\$ millions]

Classification	This Month			Fiscal Year to Date			Securities Held as Investments Current Fiscal Year		
	Receipts	Outlays	Excess	Receipts	Outlays	Excess	Beginning of		Close of This Month
							This Year	This Month	
<b>Trust Receipts, Outlays, and Investments Held:</b>									
Airport and Airway .....	1,916	704	1,212	13,683	12,762	921	11,808	12,238	12,759
Black Lung Disability.....	74	93	-19	574	296	278	.....	.....	.....
Federal Disability Insurance.....	9,132	12,114	-2,982	114,193	144,646	-30,453	100,791	73,046	70,113
Federal Employees Life and Health.....	.....	136	-136	.....	-1,623	1,623	65,380	66,921	66,771
Federal Employees Retirement .....	37,894	6,727	31,167	95,686	80,663	15,023	737,855	844,888	876,056
Federal Hospital Insurance .....	30,010	27,383	2,626	271,196	275,159	-3,963	206,010	198,880	202,207
Federal Old-Age and Survivors Insurance .....	53,651	59,430	-5,779	763,339	705,907	57,432	2,655,599	2,718,700	2,712,805
Federal Supplementary Medical Insurance.....	32,471	32,033	438	332,523	331,028	1,494	67,385	70,913	68,391
Hazardous Substance Superfund .....	22	108	-86	1,062	818	244	3,187	3,531	3,446
Highways .....	5,742	6,079	-337	61,497	52,927	8,569	1,957	12,982	10,696
Military Advances.....	3,899	2,463	1,436	29,268	26,555	2,713	.....	.....	.....
Military Retirement.....	1,633	387	1,246	112,803	55,354	57,448	421,327	481,578	483,111
Railroad Retirement.....	1,195	1,178	17	16,189	13,561	2,628	2,372	2,774	2,673
Unemployment .....	848	3,388	-2,539	62,121	47,209	14,912	29,478	37,278	35,919
Veterans Life Insurance.....	8	90	-82	306	1,012	-705	8,180	7,559	7,500
All Other Trust .....	1,034	837	197	9,107	7,186	1,922	23,968	24,281	24,285
<b>Total Trust Fund Receipts and Outlays and Investments Held from Table 6-D.....</b>	<b>179,530</b>	<b>153,151</b>	<b>26,379</b>	<b>1,883,546</b>	<b>1,753,461</b>	<b>130,086</b>	<b>4,335,297</b>	<b>4,555,569</b>	<b>4,576,733</b>
Less: Interfund Transactions.....	85,372	85,372	.....	796,042	796,042	.....	.....	.....	.....
Trust Fund Receipts and Outlays on the Basis of Tables 4 & 5 .....	94,158	67,779	26,379	1,087,504	957,419	130,086	.....	.....	.....
<b>Total Federal Fund Receipts and Outlays.....</b>	<b>257,708</b>	<b>178,277</b>	<b>79,431</b>	<b>1,934,291</b>	<b>2,547,727</b>	<b>-613,436</b>	.....	.....	.....
Less: Interfund Transactions.....	145	145	.....	947	947	.....	.....	.....	.....
Federal Fund Receipts and Outlays on The Basis of Table 4 & 5.....	257,564	178,132	79,431	1,933,344	2,546,780	-613,436	.....	.....	.....
<b>Net Budget Receipts &amp; Outlays .....</b>	<b>351,722</b>	<b>245,912</b>	<b>105,810</b>	<b>3,020,848</b>	<b>3,504,199</b>	<b>-483,350</b>	.....	.....	.....

Note: Interfund receipts and outlays are transactions between Federal funds and trust funds such as Federal payments and contributions, and interest and profits on investments in Federal securities. They have no net effect on overall budget receipts and outlays since the receipt side of such transactions is offset against budget outlays. In this table, Interfund receipts are shown as an adjustment to arrive at total receipts and outlays of trust funds respectively.

... No Transactions  
Note: Details may not add to totals due to rounding.

**Table 9. Summary of Receipts by Source, and Outlays by Function of the U.S. Government, September 2014 and Other Periods**

[\$ millions]

Classification	This Month	Fiscal Year to Date	Comparable Period Prior Fiscal Year
<b>Receipts</b>			
Individual Income Taxes .....	161,294	1,394,567	1,316,405
Corporation Income Taxes.....	73,530	320,731	273,506
Social Insurance and Retirement Receipts:			
Employment and General Retirement.....	81,447	965,067	887,445
Unemployment Insurance .....	803	55,394	56,810
Other Retirement .....	317	3,472	3,564
Excise Taxes .....	20,317	93,368	84,008
Estate and Gift Taxes .....	1,599	19,300	18,912
Customs Duties .....	3,024	33,926	31,814
Miscellaneous Receipts .....	9,391	135,024	101,547
<b>Total.....</b>	<b>351,722</b>	<b>3,020,848</b>	<b>2,774,011</b>
<b>Net Outlays</b>			
National Defense .....	49,769	605,146	635,207
International Affairs.....	5,457	46,577	46,232
General Science, Space, and Technology.....	2,824	28,624	28,970
Energy .....	1,024	5,274	10,946
Natural Resources and Environment.....	3,446	35,100	36,063
Agriculture .....	-1,290	26,118	31,609
Commerce and Housing Credit.....	-9,797	-95,317	-83,512
Transportation .....	9,856	91,474	92,257
Community and Regional Development.....	1,876	21,556	33,355
Education, Training, Employment and Social Services.....	3,673	89,349	70,965
Health .....	37,651	409,358	358,317
Medicare.....	44,332	511,718	497,825
Income Security.....	27,703	513,926	537,262
Social Security.....	71,558	850,574	813,550
Veterans Benefits and Services.....	7,194	149,617	138,938
Administration of Justice.....	5,973	52,354	54,548
General Government .....	3,178	22,810	23,229
Net Interest.....	-11,770	227,983	221,244
Undistributed Offsetting Receipts .....	-6,748	-88,042	-92,782
<b>Total.....</b>	<b>245,912</b>	<b>3,504,199</b>	<b>3,454,223</b>

Note: Details may not add to totals due to rounding.

# Explanatory Notes

## 1. Flow of Data into Monthly Treasury Statement

The *Monthly Treasury Statement (MTS)* is assembled from data in the central accounting system. The major sources of data include monthly accounting reports by Federal entities and disbursing officers, and daily reports from the Federal Reserve banks. These reports detail accounting transactions affecting receipts and outlays of the Federal Government and off-budget Federal entities, and their related effect on the assets and liabilities of the U.S. Government. Information is presented in the *MTS* on a modified cash basis.

## 2. Notes on Receipts

Receipts included in the report are classified into the following major categories: (1) budget receipts and (2) offsetting collections (also called applicable receipts). Budget receipts are collections from the public that result from the exercise of the Government's sovereign or governmental powers, excluding receipts offset against outlays. These collections, also called governmental receipts, consist mainly of tax receipts (including social insurance taxes), receipts from court fines, certain licenses, and deposits of earnings by the Federal Reserve System. Refunds of receipts are treated as deductions from gross receipts.

Offsetting collections are from other Government accounts or the public that are of a business-type or market-oriented nature. They are classified into two major categories: (1) offsetting collections credited to appropriations or fund accounts, and (2) offsetting receipts (i.e., amounts deposited in receipt accounts). Collections credited to appropriation or fund accounts normally can be used without appropriation action by Congress. These occur in two instances: (1) when authorized by law, amounts collected for materials or services are treated as reimbursements to appropriations and (2) in the three types of revolving funds (public enterprise, intra governmental, and trust); collections are netted against spending, and outlays are reported as the net amount.

Offsetting receipts in receipt accounts cannot be used without being appropriated. They are subdivided into two categories: (1) proprietary receipts - these collections are from the public and they are offset against outlays by agency and by function, and (2) intra governmental funds - these are payments into receipt accounts from Governmental appropriation or fund accounts. The transactions may be intrabudgetary when the payment and receipt both occur within the budget or from receipts from off-budget Federal entities in those cases where payment is made by a Federal entity whose budget authority and outlays are excluded from the budget totals.

Intrabudgetary transactions are subdivided into three categories: (1) interfund transactions, where the payments are from one fund group (either Federal funds or trust funds) to a receipt account in the other fund group; (2) Federal intrafund transactions, where the payments and receipts both occur within the Federal fund group; and (3) trust intrafund transactions, where the payments and receipts both occur within the trust fund group.

Offsetting receipts are generally deducted from budget authority and outlays by function, by subfunction, or by agency. There are four types of receipts, however, that are deducted from budget totals as undistributed offsetting receipts. They are: (1) agencies' payments (including payments by off-budget Federal entities) as employers into employees retirement funds, (2) interest received by trust funds, (3) rents and royalties on the Outer Continental Shelf lands, and (4) other interest (i.e., interest collected on Outer Continental Shelf money in deposit funds when such money is transferred into the budget).

## 3. Notes on Outlays

Outlays are generally accounted for on the basis of checks issued, electronic funds transferred, or cash payments made. Certain outlays do not require issuance of cash or checks. An example is charges made against appropriations for that part of employees' salaries withheld for taxes or savings bond allotments - these are counted as payments to the employee and credits for whatever purpose the money was withheld. Outlays are stated net of offsetting collections (including receipts of revolving and management funds) and of refunds. Interest on the public debt (public issues) is recognized on the accrual basis. Federal credit programs subject to the Federal Credit Reform Act of 1990 use the cash

basis of accounting and are divided into two components. The portion of the credit activities that involve a cost to the Government (mainly subsidies) is included within the budget program accounts. The remaining portion of the credit activities are in non-budget financing accounts. Outlays of off-budget Federal entities are excluded by law from budget totals. However, they are shown separately and combined with the on-budget outlays to display total Federal outlays.

## 4. Processing

The data on payments and collections are reported by account symbol into the central accounting system. In turn, the data are extracted from this system for use in the preparation of the *MTS*.

There are two major checks which are conducted to assure consistency of the data reported:

1. Verification of payment data. The monthly payment activity reported by Federal entities on the Statements of Transactions is compared to the payment activity of Federal entities as reported by disbursing officers.
2. Verification of collection data. Reported collections appearing on Statements of Transactions are compared to deposits as reported by Federal Reserve Banks.

## 5. Other Sources of Information About Federal Government Financial Activities

- *A Glossary of Terms Used in the Federal Budget Process, 2005* (Available from the U.S. Government Accountability Office, at <http://www.gao.gov/new.items/do5734sp.pdf>/September, or by calling 202-512-6000. This glossary provides a basic reference document of standardized definitions of terms used by the Federal Government in the budget making process).
- *Daily Treasury Statement* (Available on the internet at <http://www.fms.treas.gov/dts/>). The *Daily Treasury Statement* is published each working day of the Federal Government and provides data on the cash and debt operations of the Treasury.
- *Monthly Statement of the Public Debt of the United States* (Available on the internet at <http://www.treasurydirect.gov/govt/reports/pd/mspd/mspd.htm>). This publication provides detailed information concerning the public debt.
- *Treasury Bulletin* (Available from GPO, Washington, D.C. 20401 on a subscription or single copy and on the internet at [http://www.fiscal.treasury.gov/fsreports/rpt/treasBulletin/treasBulletin\\_home.htm](http://www.fiscal.treasury.gov/fsreports/rpt/treasBulletin/treasBulletin_home.htm)). Quarterly, contains a mix of narrative, tables, and charts on Treasury issues, Federal financial operations, international statistics, and special reports.
- *Budget of the United States Government, Fiscal Year 20\_\_* (Available from GPO, Washington, D.C. 20401 on a subscription basis only and on the internet at <http://www.access.gpo.gov/usbudget>). This publication is a single volume which provides budget information and contains:
  - *Appendix, The Budget of the United States Government, FY 20\_\_*
  - *The United States Budget in Brief, FY 20\_\_*
  - *Analytical Perspectives*
  - *Historical Tables*
- *Combined Statement of Receipts, Outlays, and Balances of the United States Government* (Available from Bureau of the Fiscal Services, U.S. Department of Treasury, Washington, D.C. 20227 and on the internet at [http://www.fiscal.treasury.gov/fsreports/rpt/combStmt/combStmt\\_home.htm](http://www.fiscal.treasury.gov/fsreports/rpt/combStmt/combStmt_home.htm)). This report includes budgetary results at the summary level and presents individual receipt and appropriation accounts at the detail level.

**Scheduled Release**

**The release date for the October 2014 Statement  
will be 2:00 p.m. EST November 13, 2014.**

Internet service subscribers can access the current issue of the Monthly Treasury Statement through the Bureau of the Fiscal Service's website:

[http://www.fiscal.treasury.gov/fsreports/rpt/mthTreasStmt/mthTreasStmt\\_home.htm](http://www.fiscal.treasury.gov/fsreports/rpt/mthTreasStmt/mthTreasStmt_home.htm)