

# Monthly Treasury Statement

## Receipts and Outlays of the United States Government

For Fiscal Year 2023 Through August 31, 2023, and Other Periods





## Highlight

This month's budget outlays include impacts from the \$319 billion Debt Relief Reversal downward modification to the Department of Education Federal Direct Student Loans program, resulting in a surplus of \$89 billion for August 2023. August typically reflects a budget deficit (68 times out of 69 fiscal years) as there are no major tax due dates.

## Contents

Summary.....	Page 5
Receipts.....	Page 10
Outlays.....	Page 11
Means of Financing.....	Page 25
Receipts/Outlays by Month.....	Page 35
Federal Trust Funds/ Securities.....	Page 37
Receipts by Source/Outlays by Function.....	Page 38
Explanatory Notes.....	Page 39

## Introduction

*The Monthly Treasury Statement of Receipts and Outlays of the United States Government (MTS)* is prepared by the Bureau of the Fiscal Service, Department of the Treasury and, after approval by the Fiscal Assistant Secretary of the Treasury, is normally released on the 8th workday of the month following the reporting month. The publication is based on data provided by Federal entities, disbursing officers, and Federal Reserve banks.

### AUDIENCE

The *MTS* is published to meet the needs of those responsible for or interested in the cash position of the Treasury, those who are responsible or interested in the Government's budget results; and individuals and businesses whose operations depend upon or are related to the Government's financial operations.

### DISCLOSURE STATEMENT

This statement summarizes the financial activities of the Federal Government and off-budget Federal entities conducted in accordance with the Budget of the U.S. Government, i.e., receipts and outlays of funds, the surplus or deficit, and the means of financing the deficit or disposing of the surplus. Information is presented on a modified cash basis; receipts are accounted for on the basis of collections; refunds of receipts are treated as deductions from gross receipts; revolving and management fund receipts, reimbursements and refunds of monies previously expended are treated as deductions from gross outlays; and interest on the public debt (public issues) is recognized on the accrual basis. Major information sources include accounting data reported by Federal entities, disbursing officers, and Federal Reserve banks.

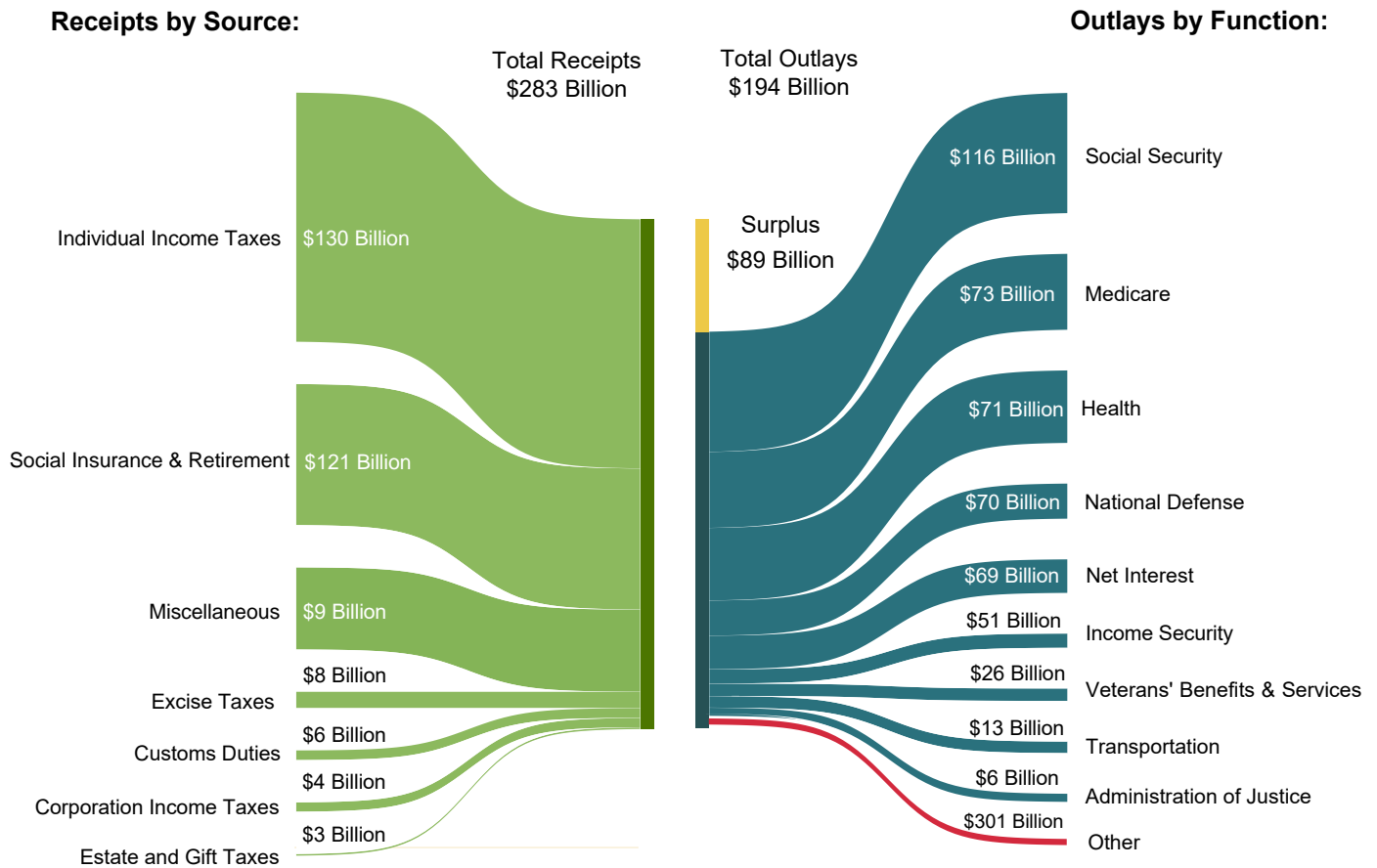
### TRIAD OF PUBLICATIONS

The *MTS* is part of a triad of Treasury financial reports. The *Daily Treasury Statement* is published each working day of the Federal Government. It provides data on the cash and debt operations of the Treasury based upon reporting of the Treasury account balances by Federal Reserve banks. The *MTS* is a report of Government receipts and outlays, based on agency reporting. The *Combined Statement of Receipts, Outlays, and Balances of the United States Government* is the official publication of the detailed receipts and outlays of the Government. It is published annually in accordance with legislative mandates given to the Secretary of the Treasury.

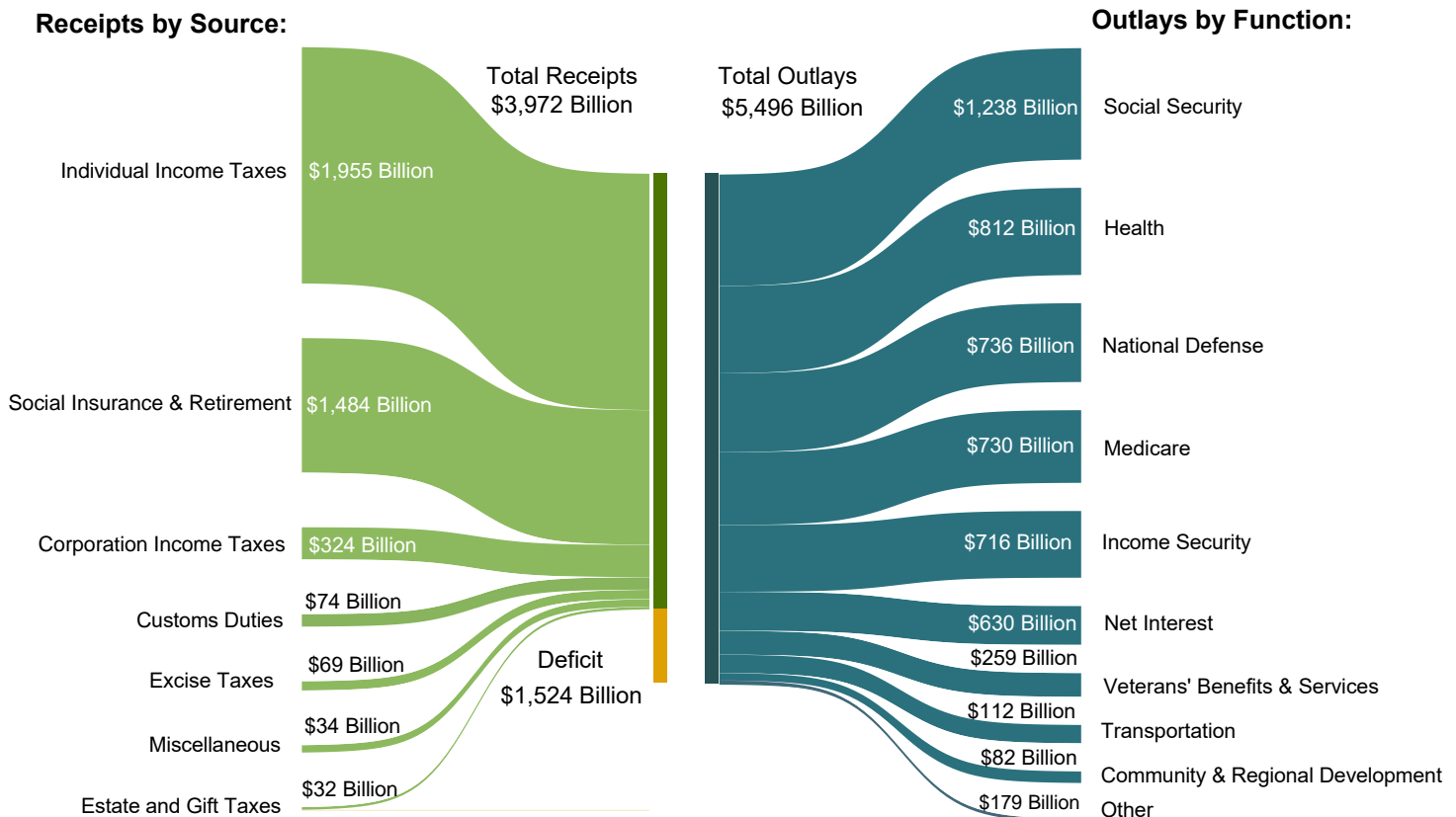
### DATA SOURCES AND INFORMATION

The Explanatory Notes section of this publication provides information concerning the flow of data into the *MTS* and sources of information relevant to the *MTS*.

**Figure 1. Receipts, Outlays, and Surplus/Deficit for August 2023**



**Figure 2. Cumulative Receipts, Outlays, and Surplus/Deficit through Fiscal Year 2023**



**Table 1. Summary of Receipts, Outlays, and the Deficit/Surplus of the U.S. Government, Fiscal Years 2022 and 2023, by Month**

[\$ millions]			
Period	Receipts	Outlays	Deficit/Surplus (-)
<b>FY 2022</b>			
October	283,927	448,983	165,055
November	281,208	472,543	191,335
December	486,723	508,026	21,303
January	465,074	346,375	-118,699
February	289,857	506,447	216,590
March	315,165	507,799	192,634
April	863,644	555,429	-308,215
May	388,988	455,211	66,223
June	460,757	549,598	88,842
July	269,331	480,383	211,052
August	303,722	523,318	219,596
September	487,723	917,489	429,766
<b>Year-to-Date</b>	<b>4,896,119</b>	<b>6,271,600</b>	<b>1,375,481</b>
<b>FY 2023</b>			
October	318,500	406,374	87,874
November	252,111	500,646	248,535
December	454,942	539,943	85,001
January	447,288	486,072	38,784
February	262,114	524,548	262,434
March	313,240	691,317	378,076
April	638,520	462,340	-176,181
May	307,487	547,835	240,348
June	418,317	646,085	227,768
July	276,161	496,943	220,782
August	283,130	193,875	-89,256
<b>Year-to-Date</b>	<b>3,971,811</b>	<b>5,495,977</b>	<b>1,524,166</b>

Note: Details may not add to totals due to rounding.

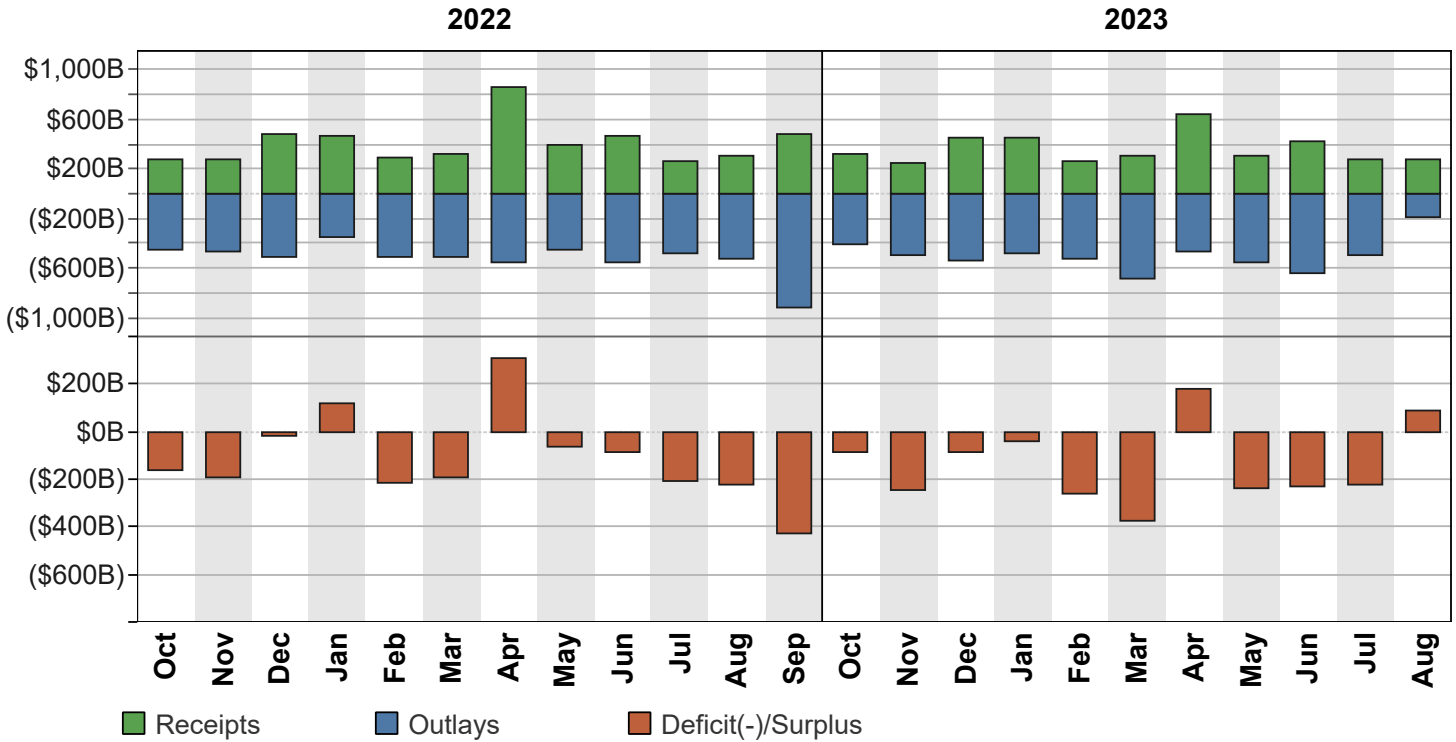
**Table 2. Summary of Budget and Off-Budget Results and Financing of the U.S. Government, August 2023 and Other Periods**

[\$ millions]					
Classification	This Month	Current Fiscal Year to Date	Budget Estimates Full Fiscal Year <sup>1</sup>	Comparable Prior Period Year to Date (2022)	Budget Estimates Next Fiscal Year (2024) <sup>1</sup>
<b>Total On-Budget and Off-Budget Results:</b>					
Total Receipts	283,130	3,971,811	4,587,101	4,408,396	5,027,559
On-Budget Receipts	193,294	2,874,984	3,392,559	3,435,952	3,820,223
Off-Budget Receipts	89,836	1,096,828	1,194,542	972,444	1,207,336
Total Outlays	193,875	5,495,977	6,130,105	5,354,111	6,904,768
On-Budget Outlays	80,415	4,390,519	4,914,584	4,372,959	5,593,840
Off-Budget Outlays	113,460	1,105,459	1,215,521	981,152	1,310,928
Total Surplus (+) or Deficit (-)	+89,256	-1,524,166	-1,543,004	-945,715	-1,877,209
On-Budget Surplus (+) or Deficit (-)	+112,880	-1,515,535	-1,522,025	-937,007	-1,773,617
Off-Budget Surplus (+) or Deficit (-)	-23,624	-8,631	-20,979	-8,708	-103,592
Total On-Budget and Off-Budget Financing	-89,256	1,524,166	1,543,004	945,715	1,877,209
<b>Means of Financing:</b>					
Borrowing from the Public	328,271	1,698,737	1,091,957	1,947,505	1,664,030
Reduction of Operating Cash, Increase (-)	-40,014	94,151	35,994	-454,751	.....
By Other Means	-377,512	-268,722	415,053	-547,038	213,179

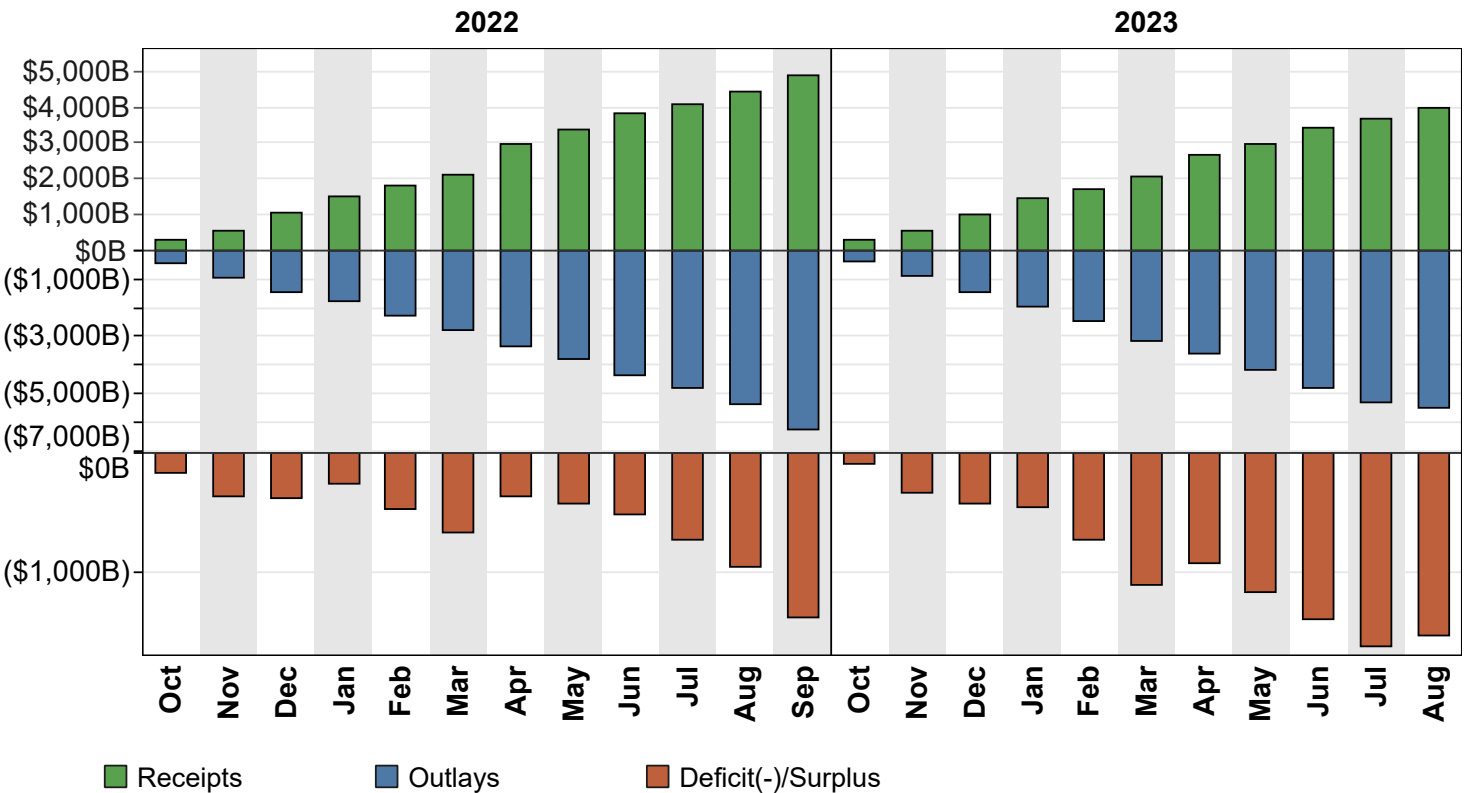
1 These estimates are based on the FY 2024 Mid-Session Review, released by the Office of Management and Budget on July 28, 2023.

Note: Details may not add to totals due to rounding.  
... No Transactions

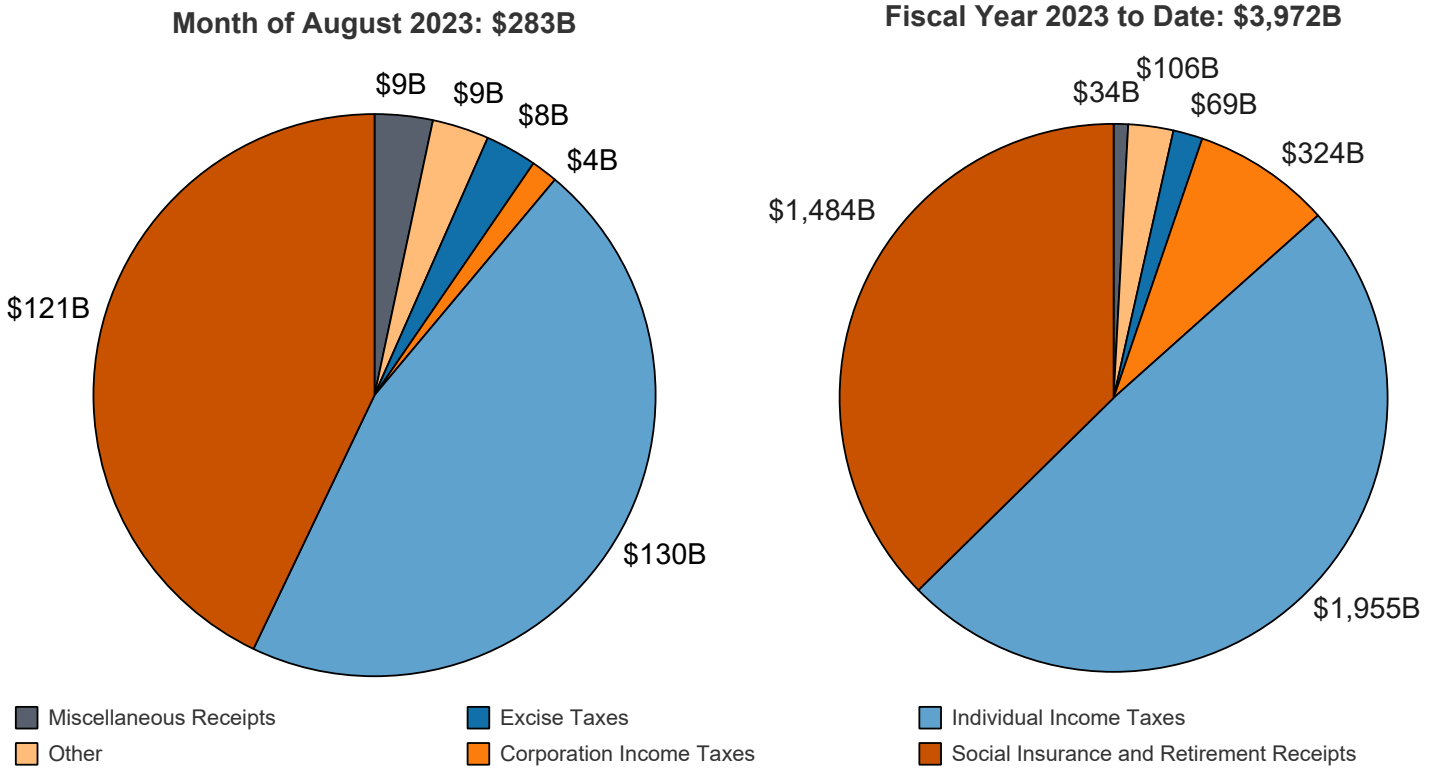
**Figure 3. Monthly Receipts, Outlays, and Budget Deficit/Surplus of the U.S. Government, Fiscal Years 2022 and 2023**



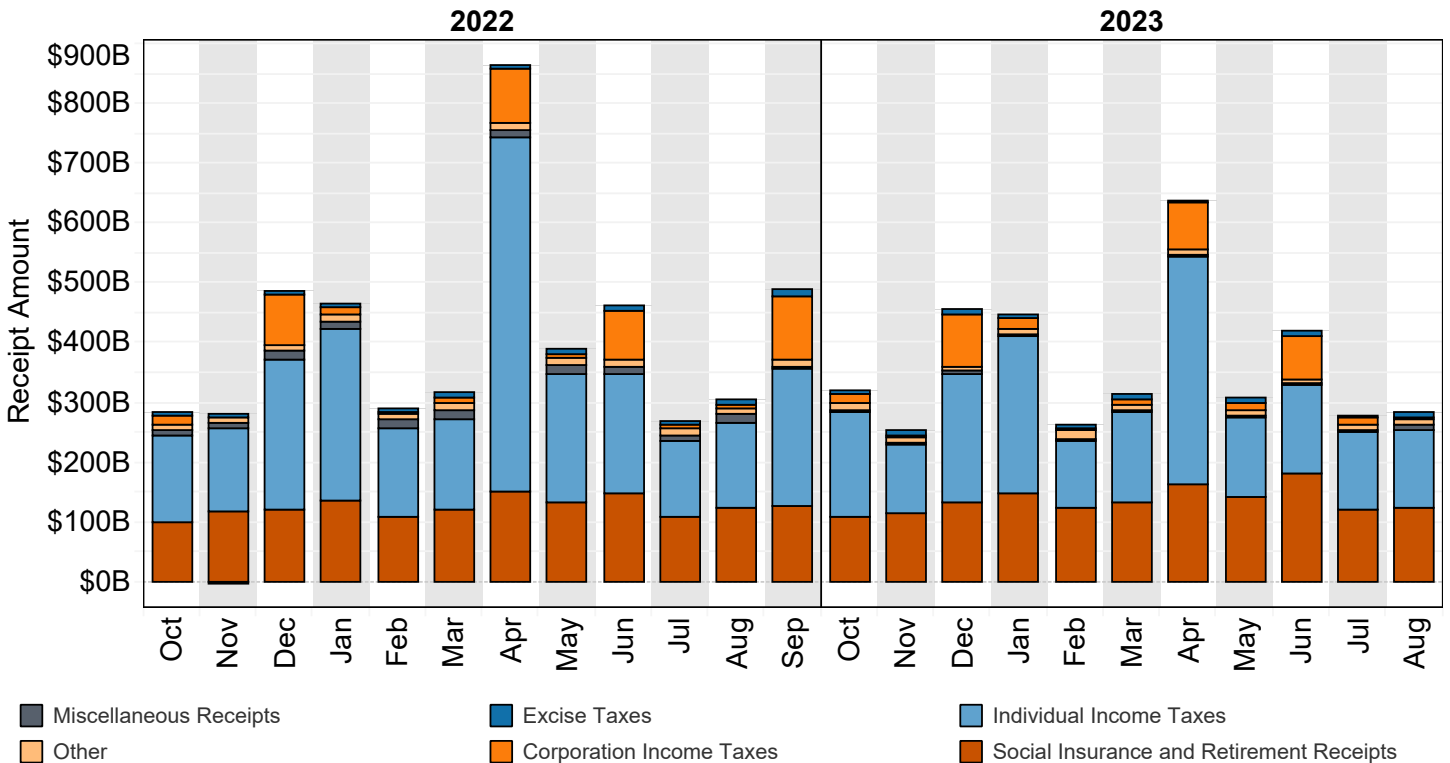
**Figure 4. Monthly Receipts, Outlays, and Budget Deficit/Surplus of the U.S. Government, Cumulative, Fiscal Years 2022 and 2023**



**Figure 5. Receipts of the U.S. Government, by Source, Fiscal Year 2023**

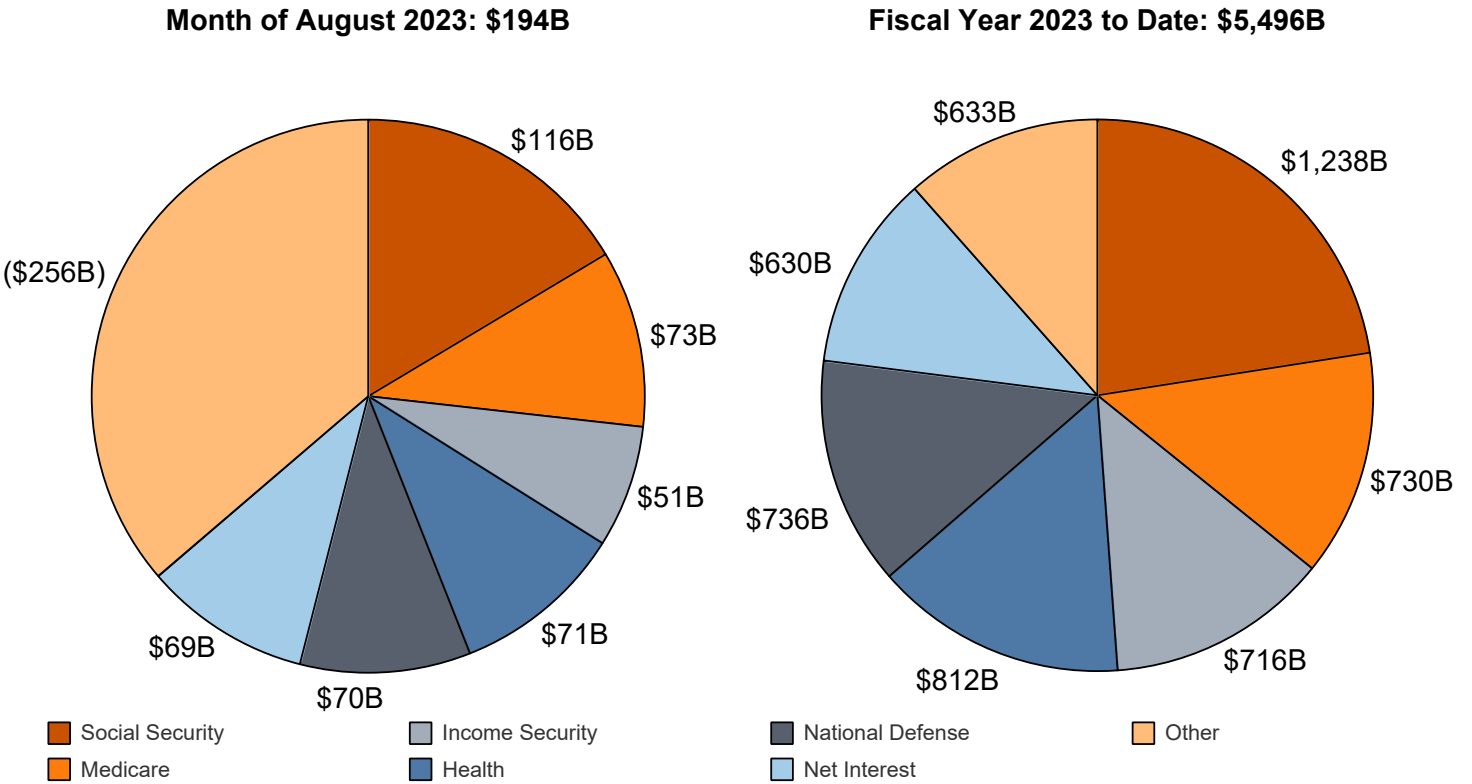


**Figure 6. Monthly Receipts of the U.S. Government, by Source, Fiscal Years 2022 and 2023**



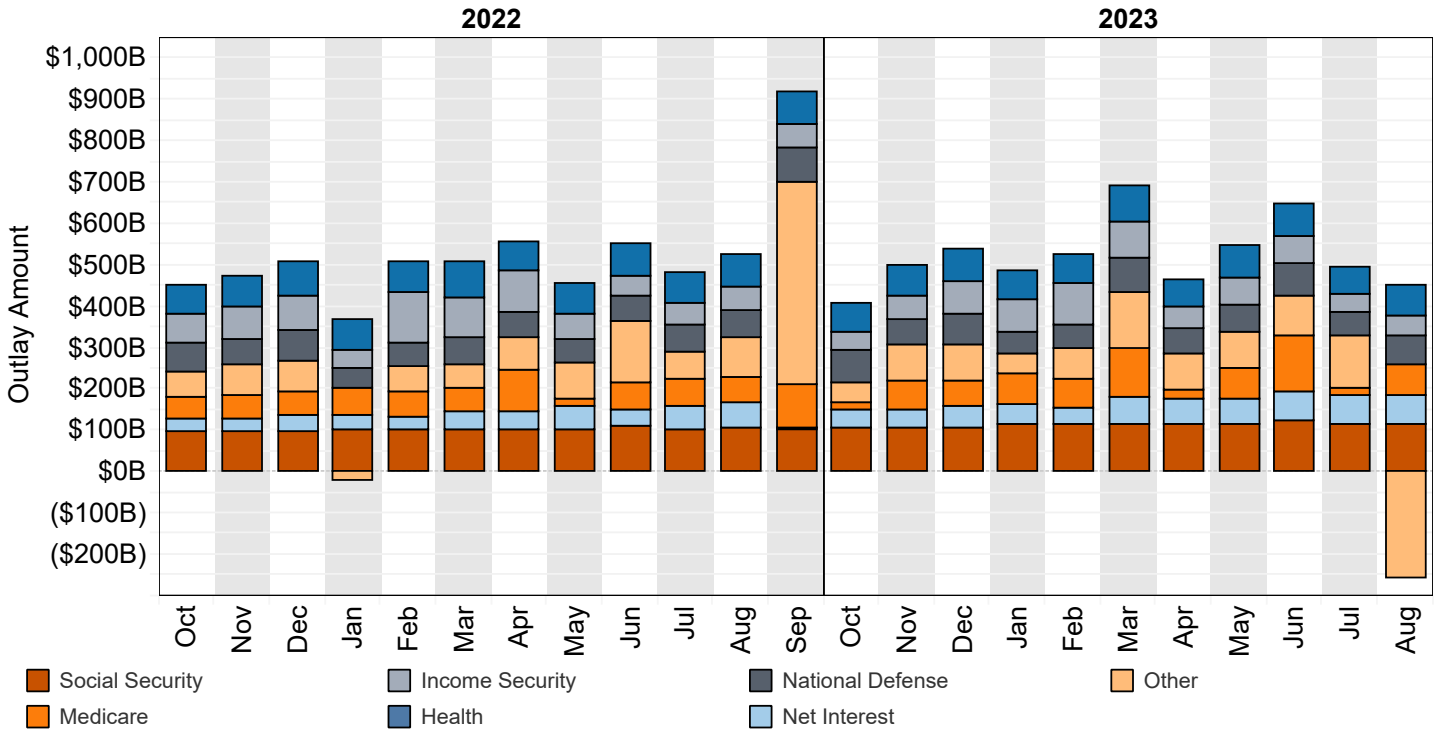
"Other" Includes: Customs Duties and Estate and Gift Taxes  
 \*Disclaimer: Other category is subject to change due to negative balances held.  
 Note: Details may not add to totals due to rounding

**Figure 7. Outlays of the U.S. Government, by Source, Fiscal Year 2023**



\*Disclaimer: Other category is subject to change due to negative balances held.

**Figure 8. Monthly Outlays of the U.S. Government, by Source, Fiscal Years 2022 and 2023**



"Other" Includes: Administration of Justice, Agriculture, Community and Regional Development, Education, Training, Employment, and Social Services, Energy, General Government, General Science, Space, and Technology, International Affairs, Natural Resources and Environment, Transportation, Undistributed Offsetting Receipts, Veterans' Benefits and Services.

Note: Details may not add to totals due to rounding



**Table 3. Summary of Receipts and Outlays of the U.S. Government, August 2023 and Other Periods**

[\$ millions]				
Classification	This Month	Current Fiscal Year to Date	Comparable Prior Period Year to Date	Budget Estimates Full Fiscal Year <sup>1</sup>
<b>Budget Receipts</b>				
Individual Income Taxes	130,261	1,955,460	2,404,419	2,183,535
Corporation Income Taxes	4,311	324,456	318,924	521,575
Social Insurance and Retirement Receipts:				
Employment and General Retirement (Off-Budget)	89,836	1,096,828	972,444	1,194,542
Employment and General Retirement (On-Budget)	27,062	331,901	312,433	388,410
Unemployment Insurance	4,016	49,154	66,098	49,109
Other Retirement	561	6,185	5,668	6,942
Excise Taxes	8,446	68,606	76,048	86,379
Estate and Gift Taxes	2,877	31,839	29,088	34,596
Customs Duties	6,325	73,659	91,167	82,298
Miscellaneous Receipts	9,435	33,724	132,107	39,715
<b>Total Receipts</b>	<b>283,130</b>	<b>3,971,811</b>	<b>4,408,396</b>	<b>4,587,101</b>
<b>(On-Budget)</b>	<b>193,294</b>	<b>2,874,984</b>	<b>3,435,952</b>	<b>3,392,559</b>
<b>(Off-Budget)</b>	<b>89,836</b>	<b>1,096,828</b>	<b>972,444</b>	<b>1,194,542</b>
<b>Budget Outlays</b>				
Legislative Branch	505	5,937	5,245	7,192
Judicial Branch	737	8,115	7,849	9,101
Department of Agriculture	15,758	213,902	229,353	262,245
Department of Commerce	1,062	11,015	11,024	13,918
Department of Defense--Military Programs	66,367	695,438	649,261	769,665
Department of Education	-319,588	-64,373	193,713	-34,126
Department of Energy	2,561	29,953	20,881	37,202
Department of Health and Human Services	140,116	1,518,524	1,467,475	1,711,659
Department of Homeland Security	6,901	81,010	73,586	100,490
Department of Housing and Urban Development	5,791	50,355	27,024	55,573
Department of the Interior	1,406	14,012	12,414	19,282
Department of Justice	3,734	40,337	36,103	48,138
Department of Labor	6,596	85,572	51,066	85,609
Department of State	2,332	27,208	29,025	33,566
Department of Transportation	11,078	96,849	102,070	110,977
Department of the Treasury:				
Interest on Treasury Debt Securities (Gross)	82,136	807,836	677,612	864,731
Other	11,084	250,321	461,693	244,554
Department of Veterans Affairs	25,801	258,149	238,152	304,163
Corps of Engineers	995	8,634	7,706	8,091
Other Defense Civil Programs	5,022	56,742	45,405	67,896
Environmental Protection Agency	2,653	11,418	8,330	10,569
Executive Office of the President	54	489	413	672
General Services Administration	303	-293	-1,131	531
International Assistance Programs	1,544	34,026	32,323	43,314
National Aeronautics and Space Administration	2,304	22,475	20,812	25,409
National Science Foundation	1,055	7,952	7,298	9,136
Office of Personnel Management	10,670	112,955	104,757	124,257
Small Business Administration	314	25,867	22,977	27,376
Social Security Administration	121,226	1,290,151	1,168,870	1,413,843
Independent Agencies	3,273	82,385	27,774	64,977
Allowances	.....	.....	.....	-6,841
Undistributed Offsetting Receipts:				
Interest	-10,536	-164,867	-182,729	-168,978
Other	-9,379	-122,116	-202,238	-134,086
<b>Total Outlays</b>	<b>193,875</b>	<b>5,495,977</b>	<b>5,354,111</b>	<b>6,130,105</b>
<b>(On-Budget)</b>	<b>80,415</b>	<b>4,390,519</b>	<b>4,372,959</b>	<b>4,914,584</b>
<b>(Off-Budget)</b>	<b>113,460</b>	<b>1,105,459</b>	<b>981,152</b>	<b>1,215,521</b>
<b>Surplus (+) or Deficit (-)</b>	<b>+89,256</b>	<b>-1,524,166</b>	<b>-945,715</b>	<b>-1,543,004</b>
<b>(On-Budget)</b>	<b>+112,880</b>	<b>-1,515,535</b>	<b>-937,007</b>	<b>-1,522,025</b>
<b>(Off-Budget)</b>	<b>-23,624</b>	<b>-8,631</b>	<b>-8,708</b>	<b>-20,979</b>

<sup>1</sup> These estimates are based on the FY 2024 Mid-Session Review, released by the Office of Management and Budget on July 28, 2023.

Note: Details may not add to totals due to rounding.  
... No Transactions

**Table 4. Receipts of the U.S. Government, August 2023 and Other Periods**

Classification	This Month			Current Fiscal Year to Date			Prior Fiscal Year to Date		
	Gross Receipts	Refunds (Deduct)	Receipts	Gross Receipts	Refunds (Deduct)	Receipts	Gross Receipts	Refunds (Deduct)	Receipts
<b>Individual Income Taxes</b>									
Withheld	130,170			1,571,055			1,613,005		
Presidential Election Campaign Fund	(**)			22			23		
Other	14,751			750,008			1,026,021		
<b>Total -- Individual Income Taxes</b>	<b>144,921</b>	<b>14,660</b>	<b>130,261</b>	<b>2,321,085</b>	<b>365,625</b>	<b>1,955,460</b>	<b>2,639,050</b>	<b>234,630</b>	<b>2,404,419</b>
<b>Corporation Income Taxes</b>									
	<b>6,721</b>	<b>2,410</b>	<b>4,311</b>	<b>361,874</b>	<b>37,418</b>	<b>324,456</b>	<b>366,827</b>	<b>47,903</b>	<b>318,924</b>
<b>Social Insurance and Retirement Receipts:</b>									
Employment and General Retirement:									
Federal Old-Age and Survivors Insurance Trust Fund:									
Federal Insurance Contributions Act Taxes	75,915	.....	75,915	859,850	.....	859,850	783,406	.....	783,406
Self-Employment Contributions Act Taxes	880	.....	880	39,924	.....	39,924	39,567	.....	39,567
Adjustments Attributable to Prior Years-FICA	.....	.....	.....	39,365	.....	39,365	7,648	.....	7,648
Adjustments Attributable to Prior Years-SECA	.....	.....	.....	-1,556	.....	-1,556	615	.....	615
<b>Total -- Federal Old-Age and Survivors Insurance Trust Fund</b>	<b>76,795</b>	<b>.....</b>	<b>76,795</b>	<b>937,583</b>	<b>.....</b>	<b>937,583</b>	<b>831,235</b>	<b>.....</b>	<b>831,235</b>
Federal Disability Insurance Trust Fund:									
Federal Insurance Contributions Act Taxes	12,892	.....	12,892	146,015	.....	146,015	133,033	.....	133,033
Self-Employment Contributions Act Taxes	149	.....	149	6,780	.....	6,780	6,720	.....	6,720
Adjustments Attributable to Prior Years-FICA	.....	.....	.....	6,684	.....	6,684	1,320	.....	1,320
Adjustments Attributable to Prior Years-SECA	.....	.....	.....	-235	.....	-235	136	.....	136
<b>Total -- Federal Disability Insurance Trust Fund</b>	<b>13,041</b>	<b>.....</b>	<b>13,041</b>	<b>159,244</b>	<b>.....</b>	<b>159,244</b>	<b>141,209</b>	<b>.....</b>	<b>141,209</b>
Federal Hospital Insurance Trust Fund:									
Federal Insurance Contributions Act Taxes	26,119	.....	26,119	303,333	.....	303,333	280,194	.....	280,194
Self-Employment Contributions Act Taxes	415	.....	415	18,455	.....	18,455	18,472	.....	18,472
Receipts from Railroad Retirement Board	.....	.....	.....	573	.....	573	505	.....	505
Adjustments Attributable to Prior Years-FICA	.....	.....	.....	3,670	.....	3,670	8,059	.....	8,059
Adjustments Attributable to Prior Years-SECA	.....	.....	.....	-234	.....	-234	128	.....	128
<b>Total -- Federal Hospital Insurance Trust Fund</b>	<b>26,534</b>	<b>.....</b>	<b>26,534</b>	<b>325,797</b>	<b>.....</b>	<b>325,797</b>	<b>307,359</b>	<b>.....</b>	<b>307,359</b>
Railroad Retirement:									
Rail Pension and Supplemental Annuity	303	(**)	303	3,455	12	3,443	2,981	14	2,967
Social Security Equivalent Account	225	(**)	225	2,668	6	2,662	2,119	12	2,107
<b>Total -- Employment and General Retirement</b>	<b>116,898</b>	<b>(**)</b>	<b>116,898</b>	<b>1,428,747</b>	<b>18</b>	<b>1,428,729</b>	<b>1,284,903</b>	<b>26</b>	<b>1,284,878</b>
Unemployment Insurance:									
Deposits by States	3,980	.....	3,980	41,047	.....	41,047	58,917	.....	58,917
Federal Unemployment Taxes	49	14	35	7,920	144	7,776	7,012	108	6,904
Railroad Unemployment Taxes	1	.....	1	331	.....	331	277	.....	277
<b>Total -- Unemployment Insurance</b>	<b>4,030</b>	<b>14</b>	<b>4,016</b>	<b>49,298</b>	<b>144</b>	<b>49,154</b>	<b>66,206</b>	<b>108</b>	<b>66,098</b>
Other Retirement:									
Federal Employees' Retirement--Employee Share	559	.....	559	6,165	.....	6,165	5,646	.....	5,646
Non-Federal Employees Retirement	2	.....	2	20	.....	20	22	.....	22
<b>Total -- Other Retirement</b>	<b>561</b>	<b>.....</b>	<b>561</b>	<b>6,185</b>	<b>.....</b>	<b>6,185</b>	<b>5,668</b>	<b>.....</b>	<b>5,668</b>
<b>Total -- Social Insurance and Retirement Receipts</b>	<b>121,489</b>	<b>14</b>	<b>121,475</b>	<b>1,484,229</b>	<b>162</b>	<b>1,484,068</b>	<b>1,356,777</b>	<b>134</b>	<b>1,356,643</b>
<b>Excise Taxes:</b>									
Miscellaneous Excise Taxes	3,440	215	3,225	29,913	16,694	13,219	32,680	5,963	26,717
Airport and Airway Trust Fund	937	92	845	20,201	137	20,064	9,559	21	9,538
Highway Trust Fund	4,395	44	4,351	35,445	383	35,062	40,013	380	39,633
Black Lung Disability Trust Fund	25	.....	25	262	.....	262	159	.....	159
<b>Total -- Excise Taxes</b>	<b>8,797</b>	<b>350</b>	<b>8,446</b>	<b>85,820</b>	<b>17,214</b>	<b>68,606</b>	<b>82,412</b>	<b>6,364</b>	<b>76,048</b>
<b>Estate and Gift Taxes</b>	<b>3,084</b>	<b>207</b>	<b>2,877</b>	<b>33,507</b>	<b>1,669</b>	<b>31,839</b>	<b>29,912</b>	<b>824</b>	<b>29,088</b>
<b>Customs Duties</b>	<b>6,809</b>	<b>484</b>	<b>6,325</b>	<b>79,533</b>	<b>5,874</b>	<b>73,659</b>	<b>96,718</b>	<b>5,551</b>	<b>91,167</b>
<b>Miscellaneous Receipts:</b>									
Deposit of Earnings, Federal Reserve System	.....	.....	.....	581	.....	581	105,616	.....	105,616
Universal Service Fund	661	.....	661	7,250	.....	7,250	7,096	.....	7,096
All Other	8,776	2	8,774	25,918	25	25,893	19,405	10	19,395
<b>Total -- Miscellaneous Receipts</b>	<b>9,437</b>	<b>2</b>	<b>9,435</b>	<b>33,749</b>	<b>25</b>	<b>33,724</b>	<b>132,117</b>	<b>10</b>	<b>132,107</b>
<b>Total -- Receipts</b>	<b>301,258</b>	<b>18,128</b>	<b>283,130</b>	<b>4,399,798</b>	<b>427,987</b>	<b>3,971,811</b>	<b>4,703,813</b>	<b>295,417</b>	<b>4,408,396</b>
<b>Total -- On-Budget</b>	<b>211,422</b>	<b>18,128</b>	<b>193,294</b>	<b>3,302,970</b>	<b>427,987</b>	<b>2,874,984</b>	<b>3,731,369</b>	<b>295,417</b>	<b>3,435,952</b>
<b>Total -- Off-Budget</b>	<b>89,836</b>	<b>.....</b>	<b>89,836</b>	<b>1,096,828</b>	<b>.....</b>	<b>1,096,828</b>	<b>972,444</b>	<b>.....</b>	<b>972,444</b>

Note: Details may not add to totals due to rounding.

(\*\*) Less than absolute value of \$500,000

... No Transactions

**Table 5. Outlays of the U.S. Government, August 2023 and Other Periods**

[\$ millions]

Classification	This Month			Current Fiscal Year to Date			Prior Fiscal Year to Date		
	Gross Outlays	Applicable Receipts	Outlays	Gross Outlays	Applicable Receipts	Outlays	Gross Outlays	Applicable Receipts	Outlays
<b>Legislative Branch:</b>									
Senate	101	(**)	100	1,056	2	1,054	975	5	970
House of Representatives	151	(**)	150	1,689	3	1,685	1,521	3	1,518
Joint Items	2	.....	2	19	.....	19	24	.....	24
Capitol Police	52	.....	52	609	.....	609	519	.....	519
Congressional Budget Office	5	.....	5	58	.....	58	55	.....	55
Architect of the Capitol	30	1	29	889	7	882	640	2	639
Library of Congress	80	1	79	775	9	766	711	7	704
Government Publishing Office	15	.....	15	56	.....	56	103	.....	103
Government Accountability Office	61	.....	61	720	.....	720	640	.....	640
United States Tax Court	5	.....	5	53	.....	53	52	.....	52
Other Legislative Branch Agencies	7	.....	7	73	.....	73	59	.....	59
Proprietary Receipts from the Public	.....	2	-2	.....	32	-32	.....	30	-30
Intrabudgetary Transactions	(**)	.....	(**)	-6	.....	-6	-7	.....	-7
<b>Total--Legislative Branch</b>	<b>509</b>	<b>4</b>	<b>505</b>	<b>5,989</b>	<b>53</b>	<b>5,937</b>	<b>5,292</b>	<b>47</b>	<b>5,245</b>
<b>Judicial Branch:</b>									
Supreme Court of the United States	10	.....	10	112	.....	112	110	.....	110
Courts of Appeals, District Courts, and Other Judicial Services	720	.....	720	8,376	.....	8,376	8,050	.....	8,050
Other	35	.....	35	615	.....	615	647	.....	647
Proprietary Receipts from the Public	.....	19	-19	.....	145	-145	.....	152	-152
Intrabudgetary Transactions	-9	.....	-9	-842	.....	-842	-808	.....	-808
<b>Total--Judicial Branch</b>	<b>756</b>	<b>19</b>	<b>737</b>	<b>8,260</b>	<b>145</b>	<b>8,115</b>	<b>8,000</b>	<b>152</b>	<b>7,849</b>
<b>Department of Agriculture:</b>									
Agricultural Research Service	162	.....	162	1,615	.....	1,615	1,460	.....	1,460
National Institute of Food and Agriculture:									
Research and Education Activities	118	.....	118	878	.....	878	777	.....	777
Extension Activities	54	.....	54	561	.....	561	517	.....	517
Other	17	.....	17	139	.....	139	138	.....	138
Animal and Plant Health Inspection Service	153	.....	153	1,694	.....	1,694	1,706	.....	1,706
Food Safety and Inspection Service	105	.....	105	1,115	.....	1,115	1,052	.....	1,052
Agricultural Marketing Service	305	.....	305	2,048	.....	2,048	1,788	.....	1,788
Risk Management Agency:									
Administrative and Operating Expenses	6	.....	6	63	.....	63	64	.....	64
Federal Crop Insurance Corporation Fund	1,296	355	940	22,204	6,493	15,711	15,046	5,575	9,471
Farm Service Agency:									
Salaries and Expenses	146	.....	146	1,029	.....	1,029	987	.....	987
USDA Supplemental Assistance	(**)	.....	(**)	3	.....	3	2	.....	2
Agricultural Disaster Relief Fund	(**)	.....	(**)	(**)	.....	(**)	(**)	.....	(**)
Commodity Credit Corporation	768	558	209	12,192	5,125	7,068	12,321	5,637	6,684
Tobacco Trust Fund	(**)	.....	(**)	11	.....	11	1	.....	1
Agricultural Credit Insurance Fund	304	21	283	1,879	141	1,738	332	25	307
Other	32	.....	32	362	.....	362	139	.....	139
<b>Total--Farm Service Agency</b>	<b>1,249</b>	<b>579</b>	<b>669</b>	<b>15,476</b>	<b>5,265</b>	<b>10,211</b>	<b>13,781</b>	<b>5,662</b>	<b>8,119</b>
Natural Resources Conservation Service:									
Conservation Operations	78	.....	78	794	.....	794	737	.....	737
Farm Security and Rural Investment Programs	280	.....	280	3,076	.....	3,076	2,991	.....	2,991
Other	32	.....	32	351	.....	351	244	.....	244
Rural Development	90	.....	90	272	.....	272	243	.....	243
Rural Housing Service:									
Rural Housing Insurance Fund	11	20	-9	469	335	134	468	332	136
Rental Assistance Program	122	.....	122	1,301	.....	1,301	1,228	.....	1,228
Other	33	.....	33	434	.....	434	386	.....	386
Rural Utilities Service:									
Rural Electrification and Telecommunications Fund	2	(**)	1	1,530	41	1,488	1,231	169	1,063
Other	76	2	74	1,015	21	994	1,029	38	991
Foreign Agricultural Service	122	.....	122	2,123	.....	2,123	2,404	.....	2,404
Food and Nutrition Service:									
Supplemental Nutrition Assistance Program	9,820	.....	9,820	125,489	.....	125,489	136,657	.....	136,657
Child Nutrition Programs	927	.....	927	27,948	.....	27,948	36,019	.....	36,019
Special Supplemental Nutrition Program for Women, Infants, and Children (WIC)	608	.....	608	6,274	.....	6,274	5,084	.....	5,084
Other	59	.....	59	649	.....	649	829	.....	829
<b>Total--Food and Nutrition Service</b>	<b>11,414</b>	<b>.....</b>	<b>11,414</b>	<b>160,360</b>	<b>.....</b>	<b>160,360</b>	<b>178,590</b>	<b>.....</b>	<b>178,590</b>

**Table 5. Outlays of the U.S. Government, August 2023 and Other Periods - Continued**

[\$ millions]

Classification	This Month			Current Fiscal Year to Date			Prior Fiscal Year to Date		
	Gross Outlays	Applicable Receipts	Outlays	Gross Outlays	Applicable Receipts	Outlays	Gross Outlays	Applicable Receipts	Outlays
<b>Department of Agriculture: - Continued</b>									
Forest Service:									
National Forest System	217	.....	217	2,108	.....	2,108	1,719	.....	1,719
Capital Improvement and Maintenance	31	.....	31	178	.....	178	147	.....	147
Wildland Fire Management	502	.....	502	3,017	.....	3,017	3,532	.....	3,532
Forest Service Permanent Appropriations	27	.....	27	503	.....	503	459	.....	459
Other	214	.....	214	1,949	.....	1,949	1,602	.....	1,602
<b>Total--Forest Service</b>	<b>990</b>	<b>.....</b>	<b>990</b>	<b>7,755</b>	<b>.....</b>	<b>7,755</b>	<b>7,457</b>	<b>.....</b>	<b>7,457</b>
Other	156	2	154	3,292	56	3,236	10,874	61	10,813
Proprietary Receipts from the Public	(**)	22	-22	(**)	2,396	-2,396	(**)	3,039	-3,039
Intrabudgetary Transactions	-130	.....	-130	-55	.....	-55	17	.....	17
<b>Total--Department of Agriculture</b>	<b>16,739</b>	<b>981</b>	<b>15,758</b>	<b>228,510</b>	<b>14,608</b>	<b>213,902</b>	<b>244,229</b>	<b>14,876</b>	<b>229,353</b>
<b>Department of Commerce:</b>									
Economic Development Administration	107	.....	107	861	.....	861	866	.....	866
Bureau of the Census	139	.....	139	1,551	.....	1,551	1,611	.....	1,611
International Trade Administration	76	.....	76	491	.....	491	494	.....	494
National Oceanic and Atmospheric Administration	599	5	593	5,945	41	5,903	5,660	6	5,653
National Institute of Standards and Technology	136	.....	136	1,285	.....	1,285	1,152	.....	1,152
National Telecommunications and Information Administration	45	.....	45	548	(**)	548	1,168	6	1,162
Other	-16	6	-21	463	63	400	147	49	98
Proprietary Receipts from the Public	.....	13	-13	.....	27	-27	.....	10	-10
Intrabudgetary Transactions	(**)	.....	(**)	5	.....	5	1	.....	1
Offsetting Governmental Receipts	.....	(**)	(**)	.....	3	-3	.....	3	-3
<b>Total--Department of Commerce</b>	<b>1,086</b>	<b>24</b>	<b>1,062</b>	<b>11,149</b>	<b>135</b>	<b>11,015</b>	<b>11,097</b>	<b>74</b>	<b>11,024</b>
<b>Department of Defense--Military Programs:</b>									
Military Personnel:									
Department of the Army	6,185	.....	6,185	61,472	.....	61,472	59,828	.....	59,828
Department of the Navy	4,878	.....	4,878	52,067	.....	52,067	50,895	.....	50,895
Department of the Air Force	3,842	.....	3,842	40,581	.....	40,581	40,200	.....	40,200
Defense Agencies	.....	.....	.....	10,612	.....	10,612	10,569	.....	10,569
<b>Total--Military Personnel</b>	<b>14,905</b>	<b>.....</b>	<b>14,905</b>	<b>164,732</b>	<b>.....</b>	<b>164,732</b>	<b>161,492</b>	<b>.....</b>	<b>161,492</b>
Operation and Maintenance:									
Department of the Army	6,205	.....	6,205	63,982	.....	63,982	60,180	.....	60,180
Department of the Navy	6,875	.....	6,875	68,805	.....	68,805	62,917	.....	62,917
Department of the Air Force	6,201	.....	6,201	64,305	.....	64,305	59,498	.....	59,498
Defense Agencies	9,023	.....	9,023	87,401	4	87,397	78,281	(**)	78,281
<b>Total--Operation and Maintenance</b>	<b>28,303</b>	<b>.....</b>	<b>28,303</b>	<b>284,493</b>	<b>4</b>	<b>284,489</b>	<b>260,877</b>	<b>(**)</b>	<b>260,877</b>
Procurement:									
Department of the Army	2,028	.....	2,028	21,259	.....	21,259	21,224	.....	21,224
Department of the Navy	4,743	.....	4,743	54,134	.....	54,134	50,294	.....	50,294
Department of the Air Force	3,637	.....	3,637	45,217	.....	45,217	40,894	.....	40,894
Defense Agencies	614	.....	614	6,934	.....	6,934	7,562	.....	7,562
<b>Total--Procurement</b>	<b>11,022</b>	<b>.....</b>	<b>11,022</b>	<b>127,545</b>	<b>.....</b>	<b>127,545</b>	<b>119,974</b>	<b>.....</b>	<b>119,974</b>
Research, Development, Test, and Evaluation:									
Department of the Army	1,529	.....	1,529	11,791	.....	11,791	11,937	.....	11,937
Department of the Navy	1,994	.....	1,994	20,708	.....	20,708	18,035	.....	18,035
Department of the Air Force	4,811	.....	4,811	48,041	.....	48,041	42,211	.....	42,211
Defense Agencies	2,869	.....	2,869	27,866	.....	27,866	23,628	.....	23,628
<b>Total--Research, Development, Test, and Evaluation</b>	<b>11,203</b>	<b>.....</b>	<b>11,203</b>	<b>108,407</b>	<b>.....</b>	<b>108,407</b>	<b>95,811</b>	<b>.....</b>	<b>95,811</b>
Military Construction:									
Department of the Army	182	.....	182	1,553	.....	1,553	1,678	.....	1,678
Department of the Navy	389	.....	389	3,426	.....	3,426	3,245	.....	3,245
Department of the Air Force	262	.....	262	2,347	.....	2,347	1,666	.....	1,666
Defense Agencies	222	.....	222	2,330	.....	2,330	2,500	.....	2,500
<b>Total--Military Construction</b>	<b>1,055</b>	<b>.....</b>	<b>1,055</b>	<b>9,657</b>	<b>.....</b>	<b>9,657</b>	<b>9,089</b>	<b>.....</b>	<b>9,089</b>
Family Housing:									
Department of the Army	46	.....	46	428	.....	428	450	.....	450
Department of the Navy	58	.....	58	398	.....	398	438	.....	438
Department of the Air Force	40	.....	40	407	.....	407	318	.....	318
Defense Agencies	35	.....	35	77	.....	77	86	.....	86
Revolving and Management Funds:									
Department of the Navy	2	.....	2	93	.....	93	204	.....	204
Defense Agencies:									

**Table 5. Outlays of the U.S. Government, August 2023 and Other Periods - Continued**

[\$ millions]

Classification	This Month			Current Fiscal Year to Date			Prior Fiscal Year to Date		
	Gross Outlays	Applicable Receipts	Outlays	Gross Outlays	Applicable Receipts	Outlays	Gross Outlays	Applicable Receipts	Outlays
<b>Department of Defense--Military Programs: - Continued</b>									
Working Capital Fund	-143	.....	-143	96	.....	96	1,228	.....	1,228
Other	(**)	.....	(**)	-18	.....	-18	-155	.....	-155
Trust Funds:									
Department of the Army	3	.....	3	19	.....	19	3	.....	3
Department of the Navy	2	.....	2	28	.....	28	33	.....	33
Department of the Air Force	(**)	.....	(**)	7	.....	7	4	.....	4
Defense Agencies	65	.....	65	417	.....	417	496	.....	496
Proprietary Receipts from the Public:									
Department of the Army	.....	46	-46	.....	170	-170	.....	-9	9
Department of the Navy	.....	3	-3	.....	105	-105	.....	156	-156
Department of the Air Force	.....	16	-16	.....	111	-111	.....	77	-77
Defense Agencies	.....	127	-127	.....	1,028	-1,028	.....	1,056	-1,056
Intrabudgetary Transactions:									
Department of the Army	-10	.....	-10	-53	.....	-53	-12	.....	-12
Department of the Navy	-2	.....	-2	-66	.....	-66	-59	.....	-59
Department of the Air Force	-17	.....	-17	218	.....	218	285	.....	285
Defense Agencies	-6	.....	-6	-27	.....	-27	-20	.....	-20
Offsetting Governmental Receipts:									
Department of the Army	.....	.....	.....	.....	1	-1	.....	2	-2
Defense Agencies	.....	.....	.....	.....	1	-1	.....	(**)	(**)
<b>Total--Department of Defense--Military Programs</b>	<b>66,560</b>	<b>193</b>	<b>66,367</b>	<b>696,857</b>	<b>1,419</b>	<b>695,438</b>	<b>650,543</b>	<b>1,282</b>	<b>649,261</b>
<b>Department of Education:</b>									
Office of Elementary and Secondary Education:									
Accelerating Achievement and Ensuring Equity	1,282	.....	1,282	16,929	.....	16,929	15,655	.....	15,655
Impact Aid	18	.....	18	1,546	.....	1,546	1,355	.....	1,355
Education Improvement Programs	520	.....	520	5,247	.....	5,247	4,838	.....	4,838
Other	5,373	.....	5,373	60,319	.....	60,319	73,490	.....	73,490
<b>Total--Office of Elementary and Secondary Education</b>	<b>7,194</b>	<b>.....</b>	<b>7,194</b>	<b>84,041</b>	<b>.....</b>	<b>84,041</b>	<b>95,339</b>	<b>.....</b>	<b>95,339</b>
Office of Innovation and Improvement	83	.....	83	857	.....	857	727	.....	727
Office of English Language Acquisition	61	.....	61	759	.....	759	709	.....	709
Office of Special Education and Rehabilitative Services:									
Special Education	1,296	.....	1,296	14,205	.....	14,205	13,566	.....	13,566
Rehabilitation Services and Disability Research	304	.....	304	3,140	.....	3,140	2,813	.....	2,813
Special Institutions for Persons with Disabilities	29	.....	29	280	.....	280	276	.....	276
Office of Vocational and Adult Education	196	.....	196	1,893	.....	1,893	1,729	.....	1,729
Office of Postsecondary Education:									
Higher Education	266	.....	266	2,610	.....	2,610	2,242	.....	2,242
Other	(**)	(**)	(**)	320	(**)	320	521	2	519
<b>Total--Office of Postsecondary Education</b>	<b>265</b>	<b>(**)</b>	<b>265</b>	<b>2,930</b>	<b>(**)</b>	<b>2,929</b>	<b>2,763</b>	<b>2</b>	<b>2,761</b>
Office of Federal Student Aid:									
Student Financial Assistance	3,642	.....	3,642	24,609	.....	24,609	22,901	.....	22,901
Student Aid Administration	182	.....	182	1,956	.....	1,956	1,834	.....	1,834
Federal Student Loan Reserve Fund	.....	.....	.....	56	.....	56	1,100	.....	1,100
Federal Direct Student Loans	.....	.....	.....	137,315	.....	137,315	63,732	.....	63,732
Federal Family Education Loans	673	.....	673	8,845	.....	8,845	12,601	.....	12,601
Other	10	(**)	10	75	1	74	126	2	124
<b>Total--Office of Federal Student Aid</b>	<b>4,508</b>	<b>(**)</b>	<b>4,507</b>	<b>172,856</b>	<b>1</b>	<b>172,855</b>	<b>102,294</b>	<b>2</b>	<b>102,292</b>
Institute of Education Sciences	61	.....	61	648	.....	648	592	.....	592
Departmental Management	66	.....	66	628	.....	628	561	.....	561
Other	2	.....	2	34	.....	34	82	.....	82
Proprietary Receipts from the Public	.....	333,648	-333,648	.....	346,703	-346,703	.....	27,824	-27,824
Intrabudgetary Transactions	-4	.....	-4	62	.....	62	89	.....	89
<b>Total--Department of Education</b>	<b>14,061</b>	<b>333,648</b>	<b>-319,588</b>	<b>282,331</b>	<b>346,704</b>	<b>-64,373</b>	<b>221,540</b>	<b>27,827</b>	<b>193,713</b>
<b>Department of Energy:</b>									
National Nuclear Security Administration:									
Naval Reactors	133	.....	133	1,425	.....	1,425	1,264	.....	1,264
Weapons Activities	1,570	.....	1,570	15,303	.....	15,303	12,570	.....	12,570
Defense Nuclear Nonproliferation	297	.....	297	2,303	.....	2,303	1,944	.....	1,944
Other	46	.....	46	460	.....	460	415	.....	415
Environmental and Other Defense Activities:									
Defense Environmental Cleanup	562	.....	562	6,673	.....	6,673	6,230	.....	6,230
Other Defense Activities	147	.....	147	955	.....	955	846	.....	846

**Table 5. Outlays of the U.S. Government, August 2023 and Other Periods - Continued**

[\$ millions]

Classification	This Month			Current Fiscal Year to Date			Prior Fiscal Year to Date		
	Gross Outlays	Applicable Receipts	Outlays	Gross Outlays	Applicable Receipts	Outlays	Gross Outlays	Applicable Receipts	Outlays
<b>Department of Energy: - Continued</b>									
Defense Nuclear Waste Disposal	(**)	.....	(**)	(**)	.....	(**)	1	.....	1
<b>Energy Programs:</b>									
Science	741	.....	741	7,150	.....	7,150	6,513	.....	6,513
Energy Supply	254	.....	254	2,214	.....	2,214	1,911	.....	1,911
Energy Efficiency and Renewable Energy	310	.....	310	2,515	.....	2,515	2,218	.....	2,218
Fossil Energy Research and Development	-1,181	.....	-1,181	-578	.....	-578	653	.....	653
Uranium Enrichment Decontamination and Decommissioning Fund	70	.....	70	845	.....	845	798	.....	798
Advanced Technology Vehicles Manufacturing Loan Program	1	.....	1	69	.....	69	8	.....	8
Title 17 Innovative Technology Loan Guarantee Program	7	.....	7	51	.....	51	58	.....	58
Other	-102	59	-161	-4,779	490	-5,268	922	144	779
<b>Total--Energy Programs</b>	<b>100</b>	<b>59</b>	<b>41</b>	<b>7,486</b>	<b>490</b>	<b>6,997</b>	<b>13,081</b>	<b>144</b>	<b>12,938</b>
Power Marketing Administration	207	361	-154	4,565	4,119	446	3,700	4,179	-479
Departmental Administration	2	.....	2	317	.....	317	243	.....	243
Proprietary Receipts from the Public	.....	-86	86	.....	2,742	-2,742	.....	12,934	-12,934
Intrabudgetary Transactions	-168	.....	-168	-2,184	.....	-2,184	-2,157	.....	-2,157
<b>Total--Department of Energy</b>	<b>2,896</b>	<b>334</b>	<b>2,561</b>	<b>37,305</b>	<b>7,351</b>	<b>29,953</b>	<b>38,137</b>	<b>17,257</b>	<b>20,881</b>
<b>Department of Health and Human Services:</b>									
Food and Drug Administration	471	1	470	3,197	8	3,190	4,011	9	4,002
Health Resources and Services Administration	1,234	.....	1,234	14,355	.....	14,355	14,546	.....	14,546
Indian Health Service	406	.....	406	6,723	.....	6,723	5,930	.....	5,930
Centers for Disease Control and Prevention	1,105	.....	1,105	10,839	.....	10,839	14,983	.....	14,983
National Institutes of Health	4,244	.....	4,244	42,029	.....	42,029	37,201	.....	37,201
Substance Abuse and Mental Health Services Administration	709	.....	709	7,455	.....	7,455	6,606	.....	6,606
Agency for Healthcare Research and Quality	29	.....	29	314	.....	314	308	.....	308
<b>Centers for Medicare and Medicaid Services:</b>									
Grants to States for Medicaid	48,378	.....	48,378	566,849	.....	566,849	540,535	.....	540,535
Payments to Health Care Trust Funds	37,486	.....	37,486	439,053	.....	439,053	428,328	.....	428,328
Children's Health Insurance Fund	1,609	.....	1,609	15,721	.....	15,721	15,196	.....	15,196
State Grants and Demonstrations	58	.....	58	420	.....	420	320	.....	320
<b>Federal Hospital Insurance Trust Fund:</b>									
Benefit Payments	33,729	.....	33,729	353,177	.....	353,177	332,308	.....	332,308
Administrative Expenses	307	.....	307	3,508	.....	3,508	3,075	.....	3,075
<b>Total--Federal Hospital Insurance Trust Fund</b>	<b>34,036</b>	<b>.....</b>	<b>34,036</b>	<b>356,685</b>	<b>.....</b>	<b>356,685</b>	<b>335,384</b>	<b>.....</b>	<b>335,384</b>
Health Care Fraud and Abuse Control	274	.....	274	2,196	.....	2,196	2,066	.....	2,066
<b>Federal Supplementary Medical Insurance Trust Fund:</b>									
Benefit Payments	41,442	.....	41,442	428,434	.....	428,434	403,238	.....	403,238
Administrative Expenses	360	.....	360	3,843	.....	3,843	3,558	.....	3,558
<b>Medicare Prescription Drugs:</b>									
Benefit Payments	10,212	.....	10,212	98,926	.....	98,926	100,873	.....	100,873
<b>Total--Federal Supplementary Medical Insurance Trust Fund</b>	<b>52,013</b>	<b>.....</b>	<b>52,013</b>	<b>531,203</b>	<b>.....</b>	<b>531,203</b>	<b>507,668</b>	<b>.....</b>	<b>507,668</b>
Other	-73	.....	-73	6,217	.....	6,217	4,084	.....	4,084
<b>Total--Centers for Medicare and Medicaid Services</b>	<b>173,782</b>	<b>.....</b>	<b>173,782</b>	<b>1,918,344</b>	<b>.....</b>	<b>1,918,344</b>	<b>1,833,581</b>	<b>.....</b>	<b>1,833,581</b>
<b>Administration for Children and Families:</b>									
Temporary Assistance for Needy Families	1,489	.....	1,489	15,168	.....	15,168	14,241	.....	14,241
Contingency Fund	42	.....	42	574	.....	574	569	.....	569
<b>Payments to States for Child Support Enforcement and Family Support Programs</b>	<b>444</b>	<b>.....</b>	<b>444</b>	<b>3,816</b>	<b>.....</b>	<b>3,816</b>	<b>3,281</b>	<b>.....</b>	<b>3,281</b>
Low Income Home Energy Assistance	418	.....	418	5,570	.....	5,570	6,443	.....	6,443
Refugee and Entrant Assistance	566	.....	566	6,429	.....	6,429	6,478	.....	6,478
Child Care Entitlement to States	294	.....	294	3,257	.....	3,257	2,828	.....	2,828
<b>Payments to States for the Child Care and Development Block Grant</b>	<b>1,799</b>	<b>.....</b>	<b>1,799</b>	<b>20,309</b>	<b>.....</b>	<b>20,309</b>	<b>21,097</b>	<b>.....</b>	<b>21,097</b>
Social Services Block Grant	102	.....	102	1,461	.....	1,461	1,374	.....	1,374
Children and Families Services Programs	1,163	.....	1,163	13,469	.....	13,469	12,600	.....	12,600
<b>Payments to States for Foster Care and Adoption Assistance</b>	<b>582</b>	<b>.....</b>	<b>582</b>	<b>9,110</b>	<b>.....</b>	<b>9,110</b>	<b>8,449</b>	<b>.....</b>	<b>8,449</b>
Other	81	.....	81	610	.....	610	642	.....	642
<b>Total--Administration for Children and Families</b>	<b>6,980</b>	<b>.....</b>	<b>6,980</b>	<b>79,774</b>	<b>.....</b>	<b>79,774</b>	<b>78,002</b>	<b>.....</b>	<b>78,002</b>
Administration for Community Living	287	.....	287	2,672	.....	2,672	2,471	.....	2,471
Departmental Management	1,584	.....	1,584	32,892	.....	32,892	91,708	.....	91,708

**Table 5. Outlays of the U.S. Government, August 2023 and Other Periods - Continued**

[\$ millions]

Classification	This Month			Current Fiscal Year to Date			Prior Fiscal Year to Date		
	Gross Outlays	Applicable Receipts	Outlays	Gross Outlays	Applicable Receipts	Outlays	Gross Outlays	Applicable Receipts	Outlays
<b>Department of Health and Human Services: - Continued</b>									
Other	44	.....	44	815	.....	815	731	.....	731
Proprietary Receipts from the Public	.....	13,201	-13,201	.....	160,596	-160,596	.....	193,771	-193,771
Intrabudgetary Transactions:									
Payments for Health Insurance for the Aged:									
Federal Supplementary Medical Insurance Trust Fund	-37,485	.....	-37,485	-409,580	.....	-409,580	-400,465	.....	-400,465
Payments for Tax and Other Credits:									
Federal Hospital Insurance Trust Fund	-2	.....	-2	-29,484	.....	-29,484	-27,872	.....	-27,872
Other	-71	.....	-71	-1,218	.....	-1,218	-487	.....	-487
<b>Total--Department of Health and Human Services</b>	<b>153,317</b>	<b>13,201</b>	<b>140,116</b>	<b>1,679,129</b>	<b>160,604</b>	<b>1,518,524</b>	<b>1,661,255</b>	<b>193,780</b>	<b>1,467,475</b>
<b>Department of Homeland Security:</b>									
Departmental Management and Operations	176	.....	176	2,082	.....	2,082	1,920	.....	1,920
Citizenship and Immigration Services	484	.....	484	4,574	.....	4,574	4,030	.....	4,030
United States Secret Service	244	.....	244	2,614	.....	2,614	2,505	.....	2,505
Transportation Security Administration	392	.....	392	5,907	.....	5,907	5,735	.....	5,735
Immigration and Customs Enforcement	804	.....	804	8,386	.....	8,386	8,087	.....	8,087
U.S. Customs and Border Protection	1,651	4	1,647	18,218	36	18,182	16,217	28	16,189
United States Coast Guard	1,132	.....	1,132	10,838	.....	10,838	10,250	.....	10,250
National Protection and Programs Directorate	237	.....	237	2,354	.....	2,354	1,850	.....	1,850
Federal Emergency Management Agency:									
State and Local Programs	.....	.....	.....	.....	.....	.....	9	.....	9
Firefighter Assistance Grants	.....	.....	.....	.....	.....	.....	12	.....	12
Disaster Relief	2,988	.....	2,988	31,903	.....	31,903	31,621	.....	31,621
National Flood Insurance Fund	111	203	-92	5,197	1,458	3,739	1,928	1,873	55
Other	166	.....	166	1,287	.....	1,287	1,264	.....	1,264
<b>Total--Federal Emergency Management Agency</b>	<b>3,265</b>	<b>203</b>	<b>3,062</b>	<b>38,387</b>	<b>1,458</b>	<b>36,929</b>	<b>34,834</b>	<b>1,873</b>	<b>32,961</b>
Science and Technology	64	.....	64	723	.....	723	690	.....	690
Domestic Nuclear Detection Office	41	.....	41	407	.....	407	366	.....	366
Other	47	.....	47	527	.....	527	535	.....	535
Proprietary Receipts from the Public	.....	127	-127	.....	1,048	-1,048	.....	605	-605
Intrabudgetary Transactions	-73	.....	-73	564	.....	564	972	.....	972
Offsetting Governmental Receipts	.....	1,228	-1,228	.....	12,030	-12,030	.....	11,898	-11,898
<b>Total--Department of Homeland Security</b>	<b>8,463</b>	<b>1,562</b>	<b>6,901</b>	<b>95,582</b>	<b>14,572</b>	<b>81,010</b>	<b>87,990</b>	<b>14,404</b>	<b>73,586</b>
<b>Department of Housing and Urban Development:</b>									
Public and Indian Housing Programs:									
Tenant Based Rental Assistance	2,615	.....	2,615	26,791	.....	26,791	24,077	.....	24,077
Housing Certificate Fund	(**)	.....	(**)	3	.....	3	10	.....	10
Public Housing Capital Fund	92	.....	92	947	.....	947	1,356	.....	1,356
Public Housing Operating Fund	589	.....	589	6,466	.....	6,466	5,715	.....	5,715
Revitalization of Severely Distressed Public Housing (Hope VI)	(**)	.....	(**)	1	.....	1	3	.....	3
Native American Housing Block Grant	91	.....	91	932	.....	932	787	.....	787
Other	32	.....	32	225	.....	225	170	.....	170
<b>Total--Public and Indian Housing Programs</b>	<b>3,419</b>	<b>.....</b>	<b>3,419</b>	<b>35,365</b>	<b>.....</b>	<b>35,365</b>	<b>32,117</b>	<b>.....</b>	<b>32,117</b>
Community Planning and Development:									
Housing Opportunities for Persons with AIDS	50	.....	50	364	.....	364	360	.....	360
Community Development Fund	814	.....	814	7,918	.....	7,918	6,929	.....	6,929
Home Investment Partnership Program	83	.....	83	915	.....	915	786	.....	786
Neighborhood Stabilization Program	2	.....	2	5	.....	5	11	.....	11
Homeless Assistance Grants	299	.....	299	3,321	.....	3,321	3,877	.....	3,877
Other	45	.....	45	350	.....	350	249	.....	249
<b>Total--Community Planning and Development</b>	<b>1,294</b>	<b>.....</b>	<b>1,294</b>	<b>12,873</b>	<b>.....</b>	<b>12,873</b>	<b>12,211</b>	<b>.....</b>	<b>12,211</b>
Housing Programs:									
Credit Accounts:									
FHA-Mutual Mortgage Insurance Fund, Program Account	10	.....	10	1,951	.....	1,951	1,256	.....	1,256
FHA-Mutual Mortgage Insurance Capital Reserve Account	-380	.....	-380	-13,248	.....	-13,248	-28,579	.....	-28,579
FHA-Mutual Mortgage and Cooperative Housing Insurance Fund, Liquidating Account	(**)	(**)	1	2	3	-2	4	7	-2
FHA-General and Special Risk Fund, Program Account	.....	.....	.....	694	.....	694	639	.....	639
FHA-General and Special Risk Fund, Liquidating Account	5	17	-12	78	148	-71	93	271	-178
Housing for the Elderly or Handicapped Fund, Liquidating Account	(**)	6	-6	2	96	-94	3	109	-106
HUD Project-Based Rental Assistance	1,259	.....	1,259	13,277	.....	13,277	12,729	.....	12,729

**Table 5. Outlays of the U.S. Government, August 2023 and Other Periods - Continued**

[\$ millions]

Classification	This Month			Current Fiscal Year to Date			Prior Fiscal Year to Date		
	Gross Outlays	Applicable Receipts	Outlays	Gross Outlays	Applicable Receipts	Outlays	Gross Outlays	Applicable Receipts	Outlays
<b>Department of Housing and Urban Development: - Continued</b>									
Housing for the Elderly	67	.....	67	790	.....	790	718	.....	718
Housing for Persons with Disabilities	20	.....	20	203	.....	203	201	.....	201
Other Assisted Housing Programs	3	.....	3	39	.....	39	46	.....	46
Other	4	1	3	52	21	31	44	22	22
<b>Total--Housing Programs</b>	<b>988</b>	<b>23</b>	<b>965</b>	<b>3,839</b>	<b>269</b>	<b>3,570</b>	<b>-12,847</b>	<b>409</b>	<b>-13,255</b>
Government National Mortgage Association:									
Guarantees of Mortgage-Backed Securities	-63	1	-64	-1,327	6	-1,333	-1,020	1	-1,021
Management and Administration	175	.....	175	1,933	.....	1,933	1,843	.....	1,843
Other	28	.....	28	303	.....	303	208	.....	208
Proprietary Receipts from the Public:									
FHA-General and Special Risk Fund	.....	24	-24	.....	1,896	-1,896	.....	4,235	-4,235
Other	.....	-1	1	.....	443	-443	.....	823	-823
Intrabudgetary Transactions	-1	.....	-1	-4	.....	-4	-4	.....	-4
Offsetting Governmental Receipts	.....	1	-1	.....	13	-13	.....	17	-17
<b>Total--Department of Housing and Urban Development</b>	<b>5,840</b>	<b>49</b>	<b>5,791</b>	<b>52,982</b>	<b>2,626</b>	<b>50,355</b>	<b>32,509</b>	<b>5,484</b>	<b>27,024</b>
<b>Department of the Interior:</b>									
Land and Minerals Management:									
Bureau of Land Management:									
Management of Lands and Resources	70	.....	70	1,152	.....	1,152	1,103	.....	1,103
Other	24	4	20	369	67	302	370	54	316
Bureau of Ocean Energy Management	18	.....	18	156	.....	156	134	.....	134
Office of Surface Mining Reclamation and Enforcement	41	.....	41	706	.....	706	747	.....	747
<b>Total--Land and Minerals Management</b>	<b>153</b>	<b>4</b>	<b>149</b>	<b>2,383</b>	<b>67</b>	<b>2,316</b>	<b>2,353</b>	<b>54</b>	<b>2,299</b>
Water and Science:									
Bureau of Reclamation:									
Water and Related Resources	198	.....	198	1,650	.....	1,650	1,142	.....	1,142
Other	43	9	34	517	208	309	502	178	325
Central Utah Project	1	.....	1	28	.....	28	70	.....	70
United States Geological Survey	138	.....	138	1,358	.....	1,358	1,176	.....	1,176
<b>Total--Water and Science</b>	<b>379</b>	<b>9</b>	<b>370</b>	<b>3,553</b>	<b>208</b>	<b>3,345</b>	<b>2,890</b>	<b>178</b>	<b>2,712</b>
Fish and Wildlife and Parks:									
United States Fish and Wildlife Service	254	.....	254	3,232	.....	3,232	3,018	.....	3,018
National Park Service	366	(**)	366	3,701	1	3,699	3,412	1	3,411
<b>Total--Fish and Wildlife and Parks</b>	<b>621</b>	<b>(**)</b>	<b>621</b>	<b>6,932</b>	<b>1</b>	<b>6,931</b>	<b>6,430</b>	<b>1</b>	<b>6,429</b>
Indian Affairs:									
Bureau of Indian Affairs and Bureau of Indian Education	258	(**)	258	2,743	(**)	2,743	3,762	(**)	3,762
<b>Total--Indian Affairs</b>	<b>258</b>	<b>(**)</b>	<b>258</b>	<b>2,743</b>	<b>(**)</b>	<b>2,743</b>	<b>3,762</b>	<b>(**)</b>	<b>3,762</b>
Departmental Offices:									
Mineral Leasing and Associated Payments	294	.....	294	4,003	.....	4,003	3,566	.....	3,566
Other	194	.....	194	803	.....	803	552	.....	552
Insular Affairs	6	.....	6	292	.....	292	301	.....	301
Office of the Special Trustee for American Indians	11	.....	11	105	.....	105	101	.....	101
Department-Wide Programs	87	.....	87	2,791	.....	2,791	1,831	.....	1,831
<b>Total--Departmental Offices</b>	<b>592</b>	<b>.....</b>	<b>592</b>	<b>7,993</b>	<b>.....</b>	<b>7,993</b>	<b>6,351</b>	<b>.....</b>	<b>6,351</b>
Other	891	.....	891	3,461	.....	3,461	2,418	.....	2,418
Proprietary Receipts from the Public	.....	1,409	-1,409	.....	11,840	-11,840	.....	11,322	-11,322
Intrabudgetary Transactions	-65	.....	-65	-935	4	-938	-236	(**)	-236
<b>Total--Department of the Interior</b>	<b>2,829</b>	<b>1,423</b>	<b>1,406</b>	<b>26,131</b>	<b>12,119</b>	<b>14,012</b>	<b>23,969</b>	<b>11,555</b>	<b>12,414</b>
<b>Department of Justice:</b>									
General Administration									
General Administration	98	.....	98	1,255	.....	1,255	1,162	.....	1,162
Legal Activities and U.S. Marshals:									
General Legal Activities	258	.....	258	5,337	.....	5,337	2,246	.....	2,246
United States Attorneys	207	.....	207	2,330	.....	2,330	2,168	.....	2,168
United States Marshals Service	137	.....	137	1,486	.....	1,486	1,406	.....	1,406
Assets Forfeiture Fund	206	.....	206	1,336	.....	1,336	1,089	.....	1,089
Other	242	.....	242	2,603	.....	2,603	2,489	.....	2,489
Federal Bureau of Investigation	791	.....	791	9,747	.....	9,747	9,466	.....	9,466
Drug Enforcement Administration	305	.....	305	2,726	.....	2,726	2,692	.....	2,692
Bureau of Alcohol, Tobacco, Firearms, and Explosives	131	.....	131	1,435	.....	1,435	1,356	.....	1,356
Federal Prison System	799	39	760	8,023	416	7,606	7,170	94	7,075
Office of Justice Programs:									
State and Local Law Enforcement Assistance	135	.....	135	1,729	.....	1,729	1,265	.....	1,265



**Table 5. Outlays of the U.S. Government, August 2023 and Other Periods - Continued**

[\$ millions]

Classification	This Month			Current Fiscal Year to Date			Prior Fiscal Year to Date		
	Gross Outlays	Applicable Receipts	Outlays	Gross Outlays	Applicable Receipts	Outlays	Gross Outlays	Applicable Receipts	Outlays
<b>Department of Justice: - Continued</b>									
Community Oriented Policing Services	40	.....	40	316	.....	316	202	.....	202
Crime Victims Fund	215	.....	215	2,087	.....	2,087	2,406	.....	2,406
Other	133	.....	133	1,011	.....	1,011	978	.....	978
Other	99	.....	99	730	.....	730	730	.....	730
Proprietary Receipts from the Public	.....	10	-10	.....	167	-167	.....	138	-138
Intrabudgetary Transactions	69	.....	69	-488	.....	-488	225	.....	225
Offsetting Governmental Receipts	.....	80	-80	.....	741	-741	.....	715	-715
<b>Total--Department of Justice</b>	<b>3,864</b>	<b>129</b>	<b>3,734</b>	<b>41,661</b>	<b>1,324</b>	<b>40,337</b>	<b>37,050</b>	<b>947</b>	<b>36,103</b>
<b>Department of Labor:</b>									
Employment and Training Administration:									
Training and Employment Services	308	.....	308	3,343	.....	3,343	3,174	.....	3,174
Office of Job Corps	152	.....	152	1,629	.....	1,629	1,470	.....	1,470
Community Service Employment for Older Americans	38	.....	38	353	.....	353	349	.....	349
Federal Unemployment Benefits and Allowances	11	.....	11	170	.....	170	219	.....	219
Federal Additional Unemployment Compensation Program-Recovery Act	56	.....	56	-466	.....	-466	3,693	.....	3,693
State Unemployment Insurance and Employment Service Operations	123	.....	123	200	.....	200	500	.....	500
Payments to the Unemployment Trust Fund	.....	.....	.....	325	.....	325	975	.....	975
Program Administration	14	.....	14	110	.....	110	105	.....	105
Unemployment Trust Fund:									
Federal-State Unemployment Insurance:									
State Unemployment Benefits	2,994	.....	2,994	27,803	.....	27,803	25,059	.....	25,059
State Administrative Expenses	239	.....	239	3,924	.....	3,924	4,810	.....	4,810
Federal Administrative Expenses	43	.....	43	506	.....	506	411	.....	411
Other	(**)	.....	(**)	128	.....	128	276	.....	276
<b>Total--Unemployment Trust Fund</b>	<b>3,276</b>	<b>.....</b>	<b>3,276</b>	<b>32,362</b>	<b>.....</b>	<b>32,362</b>	<b>30,556</b>	<b>.....</b>	<b>30,556</b>
Other	-80	.....	-80	-92	.....	-92	217	.....	217
<b>Total--Employment and Training Administration</b>	<b>3,899</b>	<b>.....</b>	<b>3,899</b>	<b>37,933</b>	<b>.....</b>	<b>37,933</b>	<b>41,257</b>	<b>.....</b>	<b>41,257</b>
Pension Benefit Guaranty Corporation	3,079	1,173	1,906	51,121	8,648	42,473	14,121	8,752	5,370
Office of Workers' Compensation Programs:									
Special Benefits	280	.....	280	468	.....	468	152	.....	152
Energy Employees Occupational Illness Compensation Fund	226	.....	226	1,971	.....	1,971	1,639	.....	1,639
Special Benefits for Disabled Coal Miners	4	.....	4	40	.....	40	44	.....	44
Black Lung Disability Trust Fund	16	.....	16	173	.....	173	175	.....	175
Other	38	.....	38	324	.....	324	326	.....	326
Wage and Hour Division	27	.....	27	285	.....	285	281	.....	281
Occupational Safety and Health Administration	56	.....	56	610	.....	610	557	.....	557
Mine Safety and Health Administration	37	.....	37	351	.....	351	336	.....	336
Bureau of Labor Statistics	60	.....	60	544	.....	544	547	.....	547
Departmental Management	-1	.....	-1	581	.....	581	522	.....	522
Other	39	.....	39	354	.....	354	351	.....	351
Proprietary Receipts from the Public	.....	12	-12	.....	19	-19	.....	65	-65
Intrabudgetary Transactions	22	.....	22	-515	.....	-515	-426	.....	-426
<b>Total--Department of Labor</b>	<b>7,782</b>	<b>1,185</b>	<b>6,596</b>	<b>94,239</b>	<b>8,667</b>	<b>85,572</b>	<b>59,882</b>	<b>8,816</b>	<b>51,065</b>
<b>Department of State:</b>									
Administration of Foreign Affairs:									
Diplomatic and Consular Programs	1,011	.....	1,011	9,155	.....	9,155	8,670	.....	8,670
Educational and Cultural Exchange Programs	83	.....	83	777	.....	777	657	.....	657
Embassy Security, Construction, and Maintenance	75	.....	75	1,498	.....	1,498	1,485	.....	1,485
Payment to Foreign Service Retirement and Disability Fund	.....	.....	.....	159	.....	159	159	.....	159
Foreign Service Retirement and Disability Fund	97	.....	97	1,048	.....	1,048	974	.....	974
Other	218	.....	218	4,560	.....	4,560	3,769	.....	3,769
<b>Total--Administration of Foreign Affairs</b>	<b>1,484</b>	<b>.....</b>	<b>1,484</b>	<b>17,196</b>	<b>.....</b>	<b>17,196</b>	<b>15,713</b>	<b>.....</b>	<b>15,713</b>
International Organizations and Conferences	35	.....	35	1,911	.....	1,911	2,137	.....	2,137
Global Health and Child Survival	633	.....	633	6,811	.....	6,811	9,101	.....	9,101
Migration and Refugee Assistance	269	.....	269	4,470	.....	4,470	4,727	.....	4,727
International Narcotics Control and Law Enforcement	153	.....	153	1,162	.....	1,162	1,101	.....	1,101
Andean Counterdrug Programs	.....	.....	.....	(**)	.....	(**)	.....	.....	.....
Other	89	.....	89	795	.....	795	693	.....	693
Proprietary Receipts from the Public	.....	457	-457	.....	5,110	-5,110	.....	3,868	-3,868
Intrabudgetary Transactions	125	.....	125	-27	.....	-27	-580	.....	-580
<b>Total--Department of State</b>	<b>2,789</b>	<b>457</b>	<b>2,332</b>	<b>32,318</b>	<b>5,110</b>	<b>27,208</b>	<b>32,893</b>	<b>3,868</b>	<b>29,025</b>

**Table 5. Outlays of the U.S. Government, August 2023 and Other Periods - Continued**

[\$ millions]

Classification	This Month			Current Fiscal Year to Date			Prior Fiscal Year to Date		
	Gross Outlays	Applicable Receipts	Outlays	Gross Outlays	Applicable Receipts	Outlays	Gross Outlays	Applicable Receipts	Outlays
<b>Department of Transportation:</b>									
Office of the Secretary	199	.....	199	1,466	.....	1,466	1,494	.....	1,494
Federal Aviation Administration:									
Operations	453	.....	453	1,501	.....	1,501	2,939	.....	2,939
Airport and Airway Trust Fund:									
Grants-In-Aid for Airports	459	.....	459	4,022	.....	4,022	5,249	.....	5,249
Facilities and Equipment	238	.....	238	2,728	.....	2,728	2,737	.....	2,737
Research, Engineering, and Development	21	.....	21	200	.....	200	180	.....	180
Trust Fund Share of FAA Operations	500	.....	500	9,400	.....	9,400	7,434	.....	7,434
Total--Airport and Airway Trust Fund	1,219	.....	1,219	16,350	.....	16,350	15,600	.....	15,600
Other	228	23	205	3,890	73	3,817	2,369	31	2,338
Total--Federal Aviation Administration	1,899	23	1,876	21,741	73	21,668	20,908	31	20,877
Federal Highway Administration:									
Highway Trust Fund:									
Federal-Aid Highways	5,799	.....	5,799	41,912	.....	41,912	38,152	.....	38,152
Other	2	.....	2	7	.....	7	34	.....	34
Other Programs	744	.....	744	5,239	.....	5,239	123,314	.....	123,314
Total--Federal Highway Administration	6,545	.....	6,545	47,158	.....	47,158	161,500	.....	161,500
Federal Motor Carrier Safety Administration	107	.....	107	792	.....	792	638	.....	638
National Highway Traffic Safety Administration	121	.....	121	1,134	.....	1,134	1,025	.....	1,025
Federal Railroad Administration:									
Capital and Debt Service Grants to the National Railroad Passenger Corporation									
Other	(**)	.....	(**)	(**)	.....	(**)	(**)	.....	(**)
Other	45	.....	45	3,640	.....	3,640	2,723	.....	2,723
Total--Federal Railroad Administration	45	.....	45	3,641	.....	3,641	2,723	.....	2,723
Federal Transit Administration:									
Formula Grants	(**)	.....	(**)	(**)	.....	(**)	2	.....	2
Capital Investment Grants	234	.....	234	1,651	.....	1,651	1,489	.....	1,489
Transit Formula Grants	1,083	.....	1,083	8,575	.....	8,575	6,337	.....	6,337
Other	640	.....	640	10,164	.....	10,164	23,398	.....	23,398
Total--Federal Transit Administration	1,958	.....	1,958	20,390	.....	20,390	31,227	.....	31,227
Maritime Administration	246	(**)	245	922	6	916	617	5	612
Other	-3	(**)	-3	419	40	379	373	31	342
Proprietary Receipts from the Public	.....	28	-28	.....	539	-539	.....	210	-210
Intrabudgetary Transactions:									
Payment from the General Fund, Highway Trust Fund									
Other	.....	.....	.....	.....	.....	.....	-118,000	.....	-118,000
Other	-1	.....	-1	-3	.....	-3	-3	.....	-3
Offsetting Governmental Receipts	.....	-13	13	.....	153	-153	.....	154	-154
<b>Total--Department of Transportation</b>	<b>11,116</b>	<b>38</b>	<b>11,078</b>	<b>97,660</b>	<b>811</b>	<b>96,849</b>	<b>102,502</b>	<b>432</b>	<b>102,070</b>
<b>Department of the Treasury:</b>									
Departmental Offices:									
Exchange Stabilization Fund	.....	165	-165	5	1,067	-1,063	47	142	-94
Housing and Economic Recovery Programs	(**)	.....	(**)	1	.....	1	1	.....	1
Troubled Asset Relief Program	.....	.....	.....	115	.....	115	198	.....	198
ESF - Economic Stabilization Program	523	.....	523	1,762	.....	1,762	59	.....	59
Air Carrier Worker Support	-1	.....	-1	(**)	.....	(**)	25	.....	25
Coronavirus Relief Fund	(**)	.....	(**)	954	.....	954	102,638	.....	102,638
Emergency Capital Investment Program	187	.....	187	346	.....	346	8,407	.....	8,407
Emergency Rental Assistance	-127	.....	-127	2,995	.....	2,995	8,922	.....	8,922
Transportation Services	3	.....	3	-17	.....	-17	688	.....	688
Other	99	.....	99	3,996	.....	3,996	11,013	.....	11,013
Bureau of the Fiscal Service:									
Payment to the Resolution Funding Corporation									
Financial Agent Services	95	.....	95	1,037	.....	1,037	935	.....	935
Claims, Judgements, and Relief Acts	221	.....	221	1,909	.....	1,909	2,581	.....	2,581
Other	66	(**)	65	4,568	2	4,566	2,346	1	2,345
Total--Bureau of the Fiscal Service	381	(**)	381	8,434	2	8,432	6,782	1	6,781
Federal Financing Bank	-98	.....	-98	-1,611	.....	-1,611	-1,442	.....	-1,442
Alcohol and Tobacco Tax and Trade Bureau:									
Salaries and Expenses	11	.....	11	123	.....	123	117	.....	117
Internal Revenue Collections for Puerto Rico	33	.....	33	339	.....	339	392	.....	392
Bureau of Engraving and Printing	9	.....	9	38	.....	38	-55	.....	-55

**Table 5. Outlays of the U.S. Government, August 2023 and Other Periods - Continued**

[\$ millions]

Classification	This Month			Current Fiscal Year to Date			Prior Fiscal Year to Date		
	Gross Outlays	Applicable Receipts	Outlays	Gross Outlays	Applicable Receipts	Outlays	Gross Outlays	Applicable Receipts	Outlays
<b>Department of the Treasury: - Continued</b>									
United States Mint	427	429	-2	4,787	4,736	52	4,663	5,128	-464
Internal Revenue Service:									
Taxpayer Services	282	.....	282	3,490	.....	3,490	2,867	.....	2,867
Enforcement	432	.....	432	4,891	.....	4,891	4,782	.....	4,782
Operations Support	439	.....	439	4,824	.....	4,824	4,647	.....	4,647
Build America Bond Payments, Recovery Act	80	.....	80	2,252	.....	2,252	2,103	.....	2,103
Refundable Premium Tax Credits and Cost Sharing Reductions	7,724	.....	7,724	72,393	.....	72,393	70,458	.....	70,458
Payment Where Earned Income Credit Exceeds Liability for Tax	350	.....	350	55,044	.....	55,044	63,720	.....	63,720
Payment Where Child Tax Credit Exceeds Liability for Tax	258	.....	258	28,489	.....	28,489	130,492	.....	130,492
Payment Where American Opportunity Tax Credit Exceeds Liability for Tax	45	.....	45	2,585	.....	2,585	3,744	.....	3,744
Refunding Internal Revenue Collections, Interest	761	.....	761	9,919	.....	9,919	3,102	.....	3,102
Other	792	.....	792	58,069	2	58,067	50,945	2	50,943
Total--Internal Revenue Service	11,164	.....	11,164	241,958	2	241,956	336,860	2	336,858
Comptroller of the Currency	94	9	85	1,053	612	441	1,022	641	381
Interest on the Public Debt:									
Interest on Treasury Debt Securities (Gross):									
Public Issues (Accrual Basis)	66,274	.....	66,274	601,993	.....	601,993	452,108	.....	452,108
Special Issues (Cash Basis)	15,862	.....	15,862	205,844	.....	205,844	225,504	.....	225,504
Total--Interest on Treasury Debt Securities (Gross)	82,136	.....	82,136	807,836	.....	807,836	677,612	.....	677,612
Total--Interest on the Public Debt	82,136	.....	82,136	807,836	.....	807,836	677,612	.....	677,612
Other	14	.....	14	144	.....	144	132	.....	132
Proprietary Receipts from the Public	.....	658	-658	.....	5,771	-5,771	.....	10,784	-10,784
Intrabudgetary Transactions	-374	.....	-374	-2,911	.....	-2,911	-2,080	.....	-2,080
<b>Total--Department of the Treasury</b>	<b>94,483</b>	<b>1,263</b>	<b>93,220</b>	<b>1,070,347</b>	<b>12,189</b>	<b>1,058,157</b>	<b>1,156,002</b>	<b>16,697</b>	<b>1,139,305</b>
<b>Department of Veterans Affairs:</b>									
Joint DOD-VA Medical Facility Demonstration Fund	47	.....	47	522	.....	522	475	.....	475
Veterans Health Administration:									
Veterans Choice Fund, Veterans Health Administration	(**)	.....	(**)	-32	.....	-32	-11	.....	-11
Medical Services	9,168	.....	9,168	90,568	.....	90,568	78,380	.....	78,380
Medical Support and Compliance	767	.....	767	8,026	.....	8,026	7,439	.....	7,439
Medical Facilities	695	.....	695	6,327	.....	6,327	6,159	.....	6,159
Other	273	35	238	6,681	351	6,330	7,773	311	7,462
Benefits Programs:									
Public Enterprise Funds:									
Housing Accounts	(**)	(**)	(**)	1	4	-4	(**)	4	-4
Other	88	216	-128	766	1,384	-618	745	1,339	-595
Compensation and Pensions	13,015	.....	13,015	125,325	.....	125,325	117,113	.....	117,113
Readjustment Benefits	814	.....	814	10,505	.....	10,505	10,182	.....	10,182
Veterans Housing Benefit Program Fund	11	.....	11	946	.....	946	1,952	.....	1,952
Insurance Funds:									
National Service Life	33	.....	33	281	.....	281	413	.....	413
Veterans Special Life	14	1	14	129	34	95	170	42	128
Other	101	1	101	525	16	509	137	.....	137
Total--Benefits Programs	14,077	218	13,859	138,478	1,439	137,039	130,712	1,386	129,326
Departmental Administration:									
Construction	212	.....	212	1,299	.....	1,299	1,156	.....	1,156
Information Technology Systems	532	.....	532	4,947	.....	4,947	4,903	.....	4,903
General Operating Expenses	616	.....	616	3,955	.....	3,955	4,183	(**)	4,183
Other	65	.....	65	3,689	.....	3,689	3,065	.....	3,065
Proprietary Receipts from the Public:									
National Service Life	.....	9	-9	.....	25	-25	.....	18	-18
Other	.....	389	-389	.....	4,506	-4,506	.....	4,274	-4,274
Intrabudgetary Transactions	-1	.....	-1	9	.....	9	-93	.....	-93
<b>Total--Department of Veterans Affairs</b>	<b>26,451</b>	<b>651</b>	<b>25,801</b>	<b>264,470</b>	<b>6,321</b>	<b>258,149</b>	<b>244,140</b>	<b>5,988</b>	<b>238,152</b>
<b>Corps of Engineers:</b>									
Construction	343	.....	343	2,974	.....	2,974	2,664	.....	2,664
Operation and Maintenance	454	.....	454	3,184	.....	3,184	2,624	.....	2,624
Flood Control and Coastal Emergencies	118	.....	118	526	.....	526	406	.....	406
Harbor Maintenance Trust Fund	.....	.....	.....	900	.....	900	1,154	.....	1,154

**Table 5. Outlays of the U.S. Government, August 2023 and Other Periods - Continued**

[\$ millions]

Classification	This Month			Current Fiscal Year to Date			Prior Fiscal Year to Date		
	Gross Outlays	Applicable Receipts	Outlays	Gross Outlays	Applicable Receipts	Outlays	Gross Outlays	Applicable Receipts	Outlays
<b>Corps of Engineers: - Continued</b>									
Rivers and Harbors Contributed Funds	47	.....	47	373	.....	373	428	.....	428
Other	119	.....	119	1,669	.....	1,669	1,729	.....	1,729
Proprietary Receipts from the Public	.....	86	-86	.....	992	-992	.....	1,300	-1,300
Intrabudgetary Transactions	(**)	.....	(**)	(**)	.....	(**)	(**)	.....	(**)
<b>Total--Corps of Engineers</b>	<b>1,081</b>	<b>86</b>	<b>995</b>	<b>9,627</b>	<b>992</b>	<b>8,634</b>	<b>9,006</b>	<b>1,300</b>	<b>7,706</b>
<b>Other Defense Civil Programs:</b>									
Military Retirement:									
Payment to Military Retirement Fund	.....	.....	.....	120,438	.....	120,438	114,463	.....	114,463
Military Retirement Fund	6,328	.....	6,328	62,538	.....	62,538	60,747	.....	60,747
Retiree Health Care:									
Payment to Department of Defense Medicare-Eligible Retiree Health Care Fund	.....	.....	.....	9,981	.....	9,981	7,503	.....	7,503
Department of Defense Medicare-Eligible Retiree Health Care Fund	686	.....	686	10,848	.....	10,848	10,416	.....	10,416
Educational Benefits	7	.....	7	149	.....	149	141	.....	141
Other	25	.....	25	374	.....	374	298	.....	298
Proprietary Receipts from the Public	.....	2	-2	.....	24	-24	.....	39	-39
Intrabudgetary Transactions	-2,022	.....	-2,022	-147,562	.....	-147,562	-148,124	.....	-148,124
<b>Total--Other Defense Civil Programs</b>	<b>5,024</b>	<b>2</b>	<b>5,022</b>	<b>56,767</b>	<b>24</b>	<b>56,742</b>	<b>45,444</b>	<b>39</b>	<b>45,405</b>
<b>Environmental Protection Agency:</b>									
Science and Technology	64	.....	64	680	.....	680	676	.....	676
Environmental Programs and Management	279	.....	279	2,603	.....	2,603	2,530	.....	2,530
State and Tribal Assistance Grants	1,923	.....	1,923	6,503	.....	6,503	4,001	.....	4,001
Payment to the Hazardous Substance Superfund	.....	.....	.....	1,218	.....	1,218	4,676	.....	4,676
Hazardous Substance Superfund	172	.....	172	1,486	.....	1,486	1,267	.....	1,267
Other	307	2	305	531	64	467	214	55	159
Proprietary Receipts from the Public	.....	63	-63	.....	298	-298	.....	321	-321
Intrabudgetary Transactions	-27	.....	-27	-1,212	.....	-1,212	-4,632	.....	-4,632
Offsetting Governmental Receipts	.....	2	-2	.....	30	-30	.....	25	-25
<b>Total--Environmental Protection Agency</b>	<b>2,719</b>	<b>66</b>	<b>2,653</b>	<b>11,809</b>	<b>391</b>	<b>11,418</b>	<b>8,731</b>	<b>401</b>	<b>8,330</b>
<b>Executive Office of the President:</b>									
The White House	6	.....	6	63	.....	63	64	.....	64
Office of Management and Budget	11	.....	11	109	.....	109	99	.....	99
Unanticipated Needs	5	.....	5	48	.....	48	38	.....	38
Other	47	.....	47	283	.....	283	213	.....	213
Proprietary Receipts from the Public	.....	(**)	(**)	.....	(**)	(**)	.....	(**)	(**)
Intrabudgetary Transactions	-15	.....	-15	-14	.....	-14	-1	.....	-1
<b>Total--Executive Office of the President</b>	<b>54</b>	<b>(**)</b>	<b>54</b>	<b>489</b>	<b>(**)</b>	<b>489</b>	<b>414</b>	<b>(**)</b>	<b>413</b>
<b>General Services Administration:</b>									
Real Property Activities	-86	.....	-86	-731	.....	-731	-898	.....	-898
Supply and Technology Activities	358	.....	358	291	.....	291	-228	.....	-228
General Activities	6	.....	6	276	.....	276	242	.....	242
Proprietary Receipts from the Public	.....	-27	27	.....	112	-112	.....	233	-233
Intrabudgetary Transactions	-2	.....	-2	-16	.....	-16	-14	.....	-14
<b>Total--General Services Administration</b>	<b>276</b>	<b>-27</b>	<b>303</b>	<b>-180</b>	<b>112</b>	<b>-293</b>	<b>-898</b>	<b>233</b>	<b>-1,131</b>
<b>International Assistance Programs:</b>									
Millennium Challenge Corporation	64	.....	64	637	.....	637	632	.....	632
International Security Assistance:									
Foreign Military Financing Program	124	.....	124	6,743	.....	6,743	6,563	.....	6,563
Economic Support Fund	1,741	.....	1,741	19,388	.....	19,388	15,659	.....	15,659
Other	221	.....	221	1,270	23	1,247	906	11	895
Proprietary Receipts from the Public	.....	.....	.....	.....	219	-219	.....	184	-184
<b>Total--International Security Assistance</b>	<b>2,086</b>	<b>.....</b>	<b>2,086</b>	<b>27,401</b>	<b>242</b>	<b>27,159</b>	<b>23,128</b>	<b>195</b>	<b>22,933</b>
Multilateral Assistance:									
Contribution to the International Development Association	.....	.....	.....	1,430	.....	1,430	1,301	.....	1,301
Other	4	.....	4	1,312	.....	1,312	1,840	.....	1,840
<b>Total--Multilateral Assistance</b>	<b>4</b>	<b>.....</b>	<b>4</b>	<b>2,742</b>	<b>.....</b>	<b>2,742</b>	<b>3,141</b>	<b>.....</b>	<b>3,141</b>
Agency for International Development:									
Development Assistance Program	309	.....	309	2,954	.....	2,954	2,565	.....	2,565
Assistance for Europe, Eurasia and Central Asia	122	.....	122	952	.....	952	1,065	.....	1,065
International Disaster Assistance	648	.....	648	8,869	.....	8,869	4,960	.....	4,960

**Table 5. Outlays of the U.S. Government, August 2023 and Other Periods - Continued**

[\$ millions]

Classification	This Month			Current Fiscal Year to Date			Prior Fiscal Year to Date		
	Gross Outlays	Applicable Receipts	Outlays	Gross Outlays	Applicable Receipts	Outlays	Gross Outlays	Applicable Receipts	Outlays
<b>International Assistance Programs: - Continued</b>									
Operating Expenses	210	.....	210	1,570	.....	1,570	1,402	.....	1,402
Other	97	(**)	97	624	(**)	624	304	(**)	304
Proprietary Receipts from the Public	.....	648	-648	.....	710	-710	.....	163	-163
Intrabudgetary Transactions	1	.....	1	-1	.....	-1	-3	.....	-3
Total--Agency for International Development	1,387	648	739	14,969	710	14,259	10,293	163	10,130
<b>Overseas Private Investment Corporation:</b>									
Overseas Private Investment Corporation Accounts	.....	.....	.....	5	(**)	5	4	.....	4
Total--Overseas Private Investment Corporation	.....	.....	.....	5	(**)	5	4	.....	4
Peace Corps	46	-1	47	395	-1	396	320	2	318
Proprietary Receipts	.....	(**)	(**)	.....	(**)	(**)	.....	(**)	(**)
<b>Military Sales Program:</b>									
Foreign Military Sales Trust Fund	3,244	.....	3,244	34,895	.....	34,895	30,751	.....	30,751
Other	19	33	-14	185	157	27	83	101	-18
Proprietary Receipts from the Public	.....	4,624	-4,624	.....	46,484	-46,484	.....	35,737	-35,737
Other	56	58	-1	1,238	848	389	1,015	846	170
<b>Total--International Assistance Programs</b>	<b>6,906</b>	<b>5,361</b>	<b>1,544</b>	<b>82,468</b>	<b>48,443</b>	<b>34,026</b>	<b>69,367</b>	<b>37,044</b>	<b>32,323</b>
<b>National Aeronautics and Space Administration:</b>									
Science	768	.....	768	7,046	.....	7,046	6,497	.....	6,497
Aeronautics	86	.....	86	767	.....	767	786	.....	786
Exploration	630	.....	630	6,500	.....	6,500	5,851	.....	5,851
Cross Agency Support	288	.....	288	2,819	.....	2,819	2,662	.....	2,662
Space Operations	280	.....	280	3,677	.....	3,677	3,384	.....	3,384
Other	252	.....	252	1,672	.....	1,672	1,635	.....	1,635
Proprietary Receipts from the Public	.....	(**)	(**)	.....	3	-3	.....	1	-1
Intrabudgetary Transactions	(**)	.....	(**)	-3	.....	-3	-1	.....	-1
<b>Total--National Aeronautics and Space Administration</b>	<b>2,304</b>	<b>(**)</b>	<b>2,304</b>	<b>22,478</b>	<b>3</b>	<b>22,475</b>	<b>20,813</b>	<b>1</b>	<b>20,812</b>
<b>National Science Foundation:</b>									
Research and Related Activities	876	.....	876	6,370	.....	6,370	5,896	.....	5,896
Education and Human Resources	131	.....	131	1,058	.....	1,058	882	.....	882
Other	51	.....	51	547	.....	547	533	.....	533
Proprietary Receipts from the Public	.....	3	-3	.....	23	-23	.....	13	-13
<b>Total--National Science Foundation</b>	<b>1,058</b>	<b>3</b>	<b>1,055</b>	<b>7,975</b>	<b>23</b>	<b>7,952</b>	<b>7,311</b>	<b>13</b>	<b>7,298</b>
<b>Office of Personnel Management:</b>									
<b>Government Payment for Annuitants, Employees Health and Life Insurance Benefits</b>									
Life Insurance Benefits	1,243	.....	1,243	13,285	.....	13,285	12,687	.....	12,687
Postal Service Retiree Health Benefits Fund	367	.....	367	3,985	.....	3,985	3,804	.....	3,804
Civil Service Retirement and Disability Fund	8,730	.....	8,730	95,437	.....	95,437	88,632	.....	88,632
Employees Life Insurance Fund	324	878	-554	3,532	4,918	-1,385	3,552	4,515	-963
Employees and Retired Employees Health Benefits Fund	6,248	5,351	897	60,195	57,842	2,353	56,579	55,337	1,242
Other	-9	.....	-9	114	.....	114	299	.....	299
Proprietary Receipts from the Public	.....	(**)	(**)	.....	3	-3	.....	1	-1
<b>Intrabudgetary Transactions:</b>									
Postal Service Contributions	-1	.....	-1	-792	.....	-792	-908	.....	-908
<b>Civil Service Retirement and Disability Fund:</b>									
Other	-3	.....	-3	-39	.....	-39	-36	.....	-36
<b>Total--Office of Personnel Management</b>	<b>16,899</b>	<b>6,230</b>	<b>10,670</b>	<b>175,718</b>	<b>62,763</b>	<b>112,955</b>	<b>164,610</b>	<b>59,853</b>	<b>104,757</b>
<b>Small Business Administration:</b>									
Salaries and Expenses	146	.....	146	101	.....	101	684	1	684
Business Loans Program	4	(**)	4	348	1	346	9,886	1	9,885
Disaster Loans Program	80	(**)	80	29,899	(**)	29,899	17,052	(**)	17,052
Other	56	2	54	499	23	476	7,290	20	7,270
Proprietary Receipts from the Public	.....	-19	19	.....	4,952	-4,952	.....	11,905	-11,905
Intrabudgetary Transactions	12	.....	12	-4	.....	-4	-8	.....	-8
<b>Total--Small Business Administration</b>	<b>298</b>	<b>-16</b>	<b>314</b>	<b>30,844</b>	<b>4,977</b>	<b>25,867</b>	<b>34,903</b>	<b>11,926</b>	<b>22,977</b>
<b>Social Security Administration:</b>									
Payments to Social Security Trust Funds	26	.....	26	50,774	.....	50,774	48,489	.....	48,489
Supplemental Security Income Program	5,510	.....	5,510	54,067	.....	54,067	55,752	.....	55,752
<b>Federal Old-Age and Survivors Insurance Trust Fund (Off-Budget):</b>									
Benefit Payments	102,682	.....	102,682	1,089,378	.....	1,089,378	972,770	.....	972,770
Administrative Expenses	381	.....	381	4,002	.....	4,002	3,872	.....	3,872
Payment to Railroad Retirement Account	.....	.....	.....	5,576	.....	5,576	5,316	.....	5,316
<b>Total--Federal Old-Age and Survivors Insurance Trust Fund (Off-Budget)</b>	<b>103,063</b>	<b>.....</b>	<b>103,063</b>	<b>1,098,957</b>	<b>.....</b>	<b>1,098,957</b>	<b>981,958</b>	<b>.....</b>	<b>981,958</b>

**Table 5. Outlays of the U.S. Government, August 2023 and Other Periods - Continued**

[\$ millions]

Classification	This Month			Current Fiscal Year to Date			Prior Fiscal Year to Date		
	Gross Outlays	Applicable Receipts	Outlays	Gross Outlays	Applicable Receipts	Outlays	Gross Outlays	Applicable Receipts	Outlays
<b>Social Security Administration: - Continued</b>									
Federal Disability Insurance Trust Fund (Off-Budget):									
Benefit Payments	12,662	.....	12,662	137,009	.....	137,009	130,582	.....	130,582
Administrative Expenses	243	.....	243	2,499	.....	2,499	2,453	.....	2,453
Payment to Railroad Retirement Account	.....	.....	.....	60	.....	60	156	.....	156
<b>Total--Federal Disability Insurance Trust Fund (Off-Budget)</b>	<b>12,905</b>	<b>.....</b>	<b>12,905</b>	<b>139,568</b>	<b>.....</b>	<b>139,568</b>	<b>133,190</b>	<b>.....</b>	<b>133,190</b>
Other	4	.....	4	150	.....	150	171	.....	171
Proprietary Receipts from the Public:									
On-Budget	.....	253	-253	.....	2,389	-2,389	.....	2,183	-2,183
Off-Budget	.....	2	-2	.....	22	-22	.....	19	-19
Intrabudgetary Transactions:									
Off-Budget <sup>3</sup>	-26	.....	-26	-50,955	.....	-50,955	-48,488	.....	-48,488
<b>Total--Social Security Administration</b>	<b>121,481</b>	<b>255</b>	<b>121,226</b>	<b>1,292,562</b>	<b>2,411</b>	<b>1,290,151</b>	<b>1,171,072</b>	<b>2,202</b>	<b>1,168,870</b>
Independent Agencies									
United States Agency for Global Media	86	(**)	86	778	(**)	778	744	(**)	744
Bureau of Consumer Financial Protection	48	.....	48	695	(**)	695	627	.....	627
Corporation for National and Community Service	123	(**)	123	903	1	902	994	209	786
Corporation for Public Broadcasting	.....	.....	.....	535	.....	535	485	.....	485
District of Columbia:									
Courts	26	.....	26	290	(**)	290	302	.....	302
General and Special Payments	28	(**)	28	656	90	566	650	84	566
Equal Employment Opportunity Commission	34	(**)	33	396	4	392	377	2	375
Export-Import Bank of the United States	15	.....	15	254	429	-175	380	225	156
Federal Communications Commission:									
Universal Service Fund	802	.....	802	7,527	.....	7,527	7,212	.....	7,212
Other	882	2	880	9,046	19	9,027	6,897	38	6,859
Federal Deposit Insurance Corporation:									
Deposit Insurance Fund	-46	.....	-46	45,073	.....	45,073	-7,156	.....	-7,156
FSLIC Resolution Fund	(**)	4	-4	(**)	39	-39	(**)	6	-5
<b>Total--Federal Deposit Insurance Corporation</b>	<b>-46</b>	<b>4</b>	<b>-50</b>	<b>45,073</b>	<b>39</b>	<b>45,034</b>	<b>-7,156</b>	<b>6</b>	<b>-7,162</b>
Federal Drug Control Programs	29	.....	29	389	.....	389	379	.....	379
Federal Housing Finance Agency	31	.....	31	323	.....	323	299	.....	299
Institute of Museum and Library Services	28	(**)	28	311	(**)	311	325	(**)	325
Intelligence Community Management Account	36	.....	36	517	.....	517	581	.....	581
Legal Services Corporation	.....	.....	.....	580	.....	580	529	.....	529
National Archives and Records Administration	42	(**)	42	400	15	384	375	16	360
National Credit Union Administration	28	120	-92	1,293	1,774	-481	914	3,031	-2,117
National Endowment for the Arts	20	(**)	20	210	1	209	212	2	210
National Endowment for the Humanities	23	(**)	23	224	(**)	224	196	(**)	196
National Labor Relations Board	23	(**)	23	252	(**)	252	250	(**)	250
Nuclear Regulatory Commission	75	85	-10	800	648	152	788	595	193
Postal Service:									
Off-Budget:									
Public Enterprise Funds	6,508	6,652	-144	101,549	98,488	3,061	93,734	93,137	597
Other	.....	.....	.....	271	.....	271	282	.....	282
Other	.....	.....	.....	50	.....	50	53	.....	53
Railroad Retirement Board:									
Federal Windfall Subsidy	1	.....	1	7	.....	7	9	.....	9
Federal Payments to the Railroad Retirement Accounts	62	.....	62	885	.....	885	786	.....	786
Railroad Unemployment Insurance Trust Fund:									
Benefit Payments	3	.....	3	55	.....	55	85	.....	85
Transfer To Administrative Funds	2	.....	2	18	.....	18	19	.....	19
Other	(**)	.....	(**)	(**)	.....	(**)	(**)	.....	(**)
Rail Industry Pension Fund:									
Benefit Payments	480	.....	480	5,241	.....	5,241	5,166	.....	5,166
OASDI Certifications	(**)	.....	(**)	-3	.....	-3	-1	.....	-1
Transfer to Administrative Funds	8	.....	8	92	.....	92	83	.....	83
Other	(**)	.....	(**)	(**)	.....	(**)	(**)	.....	(**)
National Railroad Retirement Investment Trust:									
Administrative Expenses	2	.....	2	52	.....	52	65	.....	65
Transfers to the Railroad Retirement Trust Funds from the National Railroad Retirement Investment Trust	69	.....	69	1,229	.....	1,229	1,425	.....	1,425

**Table 5. Outlays of the U.S. Government, August 2023 and Other Periods - Continued**

[\$ millions]

Classification	This Month			Current Fiscal Year to Date			Prior Fiscal Year to Date		
	Gross Outlays	Applicable Receipts	Outlays	Gross Outlays	Applicable Receipts	Outlays	Gross Outlays	Applicable Receipts	Outlays
Independent Agencies - Continued	.....	.....	.....	.....	.....	.....	.....	.....	.....
Railroad Social Security Equivalent Benefit Account:									
Benefit Payments	702	.....	702	7,683	.....	7,683	7,227	.....	7,227
Transfer To Administrative Funds	2	.....	2	20	.....	20	22	.....	22
Other	3	.....	3	-13	.....	-13	-5	.....	-5
Proprietary Receipts from the Public	.....	595	-595	.....	2,337	-2,337	.....	-1,607	1,607
Intrabudgetary Transactions:									
Payments from Other Funds to the Railroad Retirement Trust Funds	.....	.....	.....	-5,636	.....	-5,636	-5,471	.....	-5,471
Other	-132	.....	-132	-2,117	.....	-2,117	-2,211	.....	-2,211
<b>Total--Railroad Retirement Board</b>	<b>1,203</b>	<b>595</b>	<b>608</b>	<b>7,513</b>	<b>2,337</b>	<b>5,177</b>	<b>7,199</b>	<b>-1,607</b>	<b>8,806</b>
Securities and Exchange Commission	187	(**)	186	1,104	(**)	1,104	1,833	(**)	1,833
Smithsonian Institution	124	(**)	124	1,265	(**)	1,264	1,155	1	1,155
Tennessee Valley Authority	2,643	2,832	-189	35,339	35,064	275	34,799	34,620	179
Other	604	37	567	3,808	1,058	2,751	3,932	1,214	2,718
<b>Total--Independent Agencies</b>	<b>13,600</b>	<b>10,327</b>	<b>3,273</b>	<b>222,352</b>	<b>139,968</b>	<b>82,385</b>	<b>159,347</b>	<b>131,573</b>	<b>27,774</b>
<b>Undistributed Offsetting Receipts:</b>									
Other Interest	-1	.....	-1	-7	1	-7	-1	.....	-1
Employer Share, Employee Retirement:									
Department of Health and Human Services:									
Federal Hospital Insurance Trust Fund:									
Federal Employer Contributions	-394	.....	-394	-4,200	.....	-4,200	-4,066	.....	-4,066
Postal Service Employer Contributions	-65	.....	-65	-661	.....	-661	-570	.....	-570
Department of State:									
Foreign Service Retirement and Disability Fund	-32	.....	-32	-382	.....	-382	-365	.....	-365
Other Defense Civil Programs:									
Military Retirement Fund	-2,551	.....	-2,551	-36,412	.....	-36,412	-34,314	.....	-34,314
Department of Defense Medicare-Eligible Retiree Health Care Fund	.....	.....	.....	-10,033	.....	-10,033	-9,609	.....	-9,609
Office of Personnel Management:									
Civil Service Retirement and Disability Fund	-3,855	.....	-3,855	-43,940	.....	-43,940	-41,967	.....	-41,967
Social Security Administration:									
Federal Old-Age and Survivors Insurance Trust Fund:									
Federal Employer Contributions	-1,633	.....	-1,633	-16,899	.....	-16,899	-16,212	.....	-16,212
Federal Disability Insurance Trust Fund:									
Federal Employer Contributions	-277	.....	-277	-2,868	.....	-2,868	-2,752	.....	-2,752
Other	(**)	.....	(**)	-3	.....	-3	-8	.....	-8
<b>Total--Employer Share, Employee Retirement</b>	<b>-8,808</b>	<b>.....</b>	<b>-8,808</b>	<b>-115,397</b>	<b>.....</b>	<b>-115,397</b>	<b>-109,862</b>	<b>.....</b>	<b>-109,862</b>
Interest Received by Trust Funds:									
Judicial Branch:									
Judicial Survivors Annuity Fund	-7	.....	-7	-30	.....	-30	-27	.....	-27
Department of Health and Human Services:									
Federal Hospital Insurance Trust Fund	-95	.....	-95	-5,242	.....	-5,242	-3,032	.....	-3,032
Federal Supplementary Medical Insurance Trust Fund	-66	.....	-66	-4,300	.....	-4,300	-3,148	.....	-3,148
Department of Homeland Security:									
Oil Spill Liability Trust Fund	-27	.....	-27	-222	.....	-222	-92	.....	-92
Other	-5	.....	-5	-23	.....	-23	-21	.....	-21
Department of Labor:									
Unemployment Trust Fund	-10	.....	-10	-1,341	.....	-1,341	-995	.....	-995
Department of State:									
Foreign Service Retirement and Disability Fund	(**)	.....	(**)	-513	.....	-513	-456	.....	-456
Department of Transportation:									
Airport and Airway Trust Fund	-6	.....	-6	-248	.....	-248	-169	.....	-169
Department of Veterans Affairs:									
National Service Life Insurance Fund	(**)	.....	(**)	-27	.....	-27	-40	.....	-40
United States Government Life Insurance Fund	(**)	.....	(**)	(**)	.....	(**)	(**)	.....	(**)
Corps of Engineers	-61	.....	-61	-324	.....	-324	-64	.....	-64
Other Defense Civil Programs:									
Military Retirement Fund	-8,975	.....	-8,975	-57,144	.....	-57,144	-83,888	.....	-83,888
Educational Benefits Fund	-5	.....	-5	-25	.....	-25	-51	.....	-51
Armed Forces Retirement Home	-1	.....	-1	-6	.....	-6	-1	.....	-1
Environmental Protection Agency	-211	.....	-211	-330	.....	-330	-108	.....	-108
Office of Personnel Management:									
Civil Service Retirement and Disability Fund	-13	.....	-13	-23,863	.....	-23,863	-22,305	.....	-22,305
Social Security Administration:									
Federal Old-Age and Survivors Insurance Trust Fund	-400	.....	-400	-62,443	.....	-62,443	-64,762	.....	-64,762
Federal Disability Insurance Trust Fund	-26	.....	-26	-3,211	.....	-3,211	-2,642	.....	-2,642

**Table 5. Outlays of the U.S. Government, August 2023 and Other Periods - Continued**

[\$ millions]

Classification	This Month			Current Fiscal Year to Date			Prior Fiscal Year to Date		
	Gross Outlays	Applicable Receipts	Outlays	Gross Outlays	Applicable Receipts	Outlays	Gross Outlays	Applicable Receipts	Outlays
<b>Undistributed Offsetting Receipts: - Continued</b>									
Independent Agencies:									
Railroad Retirement Board	-6	.....	-6	-30	.....	-30	-34	.....	-34
Other	-8	.....	-8	-32	.....	-32	-12	.....	-12
Other	-615	.....	-615	-5,512	.....	-5,512	-882	.....	-882
Total--Interest Received by Trust Funds	-10,536	.....	-10,536	-164,867	.....	-164,867	-182,729	.....	-182,729
Rents and Royalties on the Outer Continental Shelf Lands	.....	570	-570	.....	6,712	-6,712	.....	11,288	-11,288
Spectrum Auction Proceeds	.....	.....	.....	.....	.....	.....	-81,087	.....	-81,087
<b>Total--Undistributed Offsetting Receipts</b>	<b>-19,345</b>	<b>570</b>	<b>-19,915</b>	<b>-280,271</b>	<b>6,713</b>	<b>-286,983</b>	<b>-373,679</b>	<b>11,288</b>	<b>-384,967</b>
<b>Total Outlays</b>	<b>571,894</b>	<b>378,019</b>	<b>193,875</b>	<b>6,357,558</b>	<b>861,580</b>	<b>5,495,977</b>	<b>5,933,472</b>	<b>579,361</b>	<b>5,354,111</b>
<b>Total On-Budget</b>	<b>451,780</b>	<b>371,366</b>	<b>80,415</b>	<b>5,153,589</b>	<b>763,070</b>	<b>4,390,519</b>	<b>4,859,164</b>	<b>486,205</b>	<b>4,372,959</b>
<b>Total Off-Budget</b>	<b>120,114</b>	<b>6,654</b>	<b>113,460</b>	<b>1,203,969</b>	<b>98,510</b>	<b>1,105,459</b>	<b>1,074,308</b>	<b>93,156</b>	<b>981,152</b>
<b>Total Surplus (+) or Deficit (-)</b>			<b>+89,256</b>			<b>-1,524,166</b>			<b>-945,715</b>
<b>Total On-Budget</b>			<b>+112,880</b>			<b>-1,515,535</b>			<b>-937,007</b>
<b>Total Off-Budget</b>			<b>-23,624</b>			<b>-8,631</b>			<b>-8,708</b>

**MEMORANDUM**

Receipts Offset Against Outlays (In Millions)

	Current Fiscal Year to Date	Comparable Period Prior Fiscal Year
Proprietary Receipts	611,797	338,250
Intrabudgetary Transactions	936,846	1,054,712
Governmental Receipts	13,647	94,521
<b>Total Receipts Offset Against Outlays</b>	<b>1,562,290</b>	<b>1,487,483</b>

1 Includes \$90 million for Economic Impact Payments to individuals and families.

2 Includes \$1.9 billion for Economic Impact Payments to individuals and families.

3 Includes FICA and SECA tax credits, non-contributory military service credits, special benefits for the aged and credit for the unnegotiated OASI benefit

checks.

Note: Details may not add to totals due to rounding.

... No Transactions

(\*\*) Less than absolute value of \$500,000



**Table 6. Means of Financing the Deficit or Disposition of Surplus by the U.S. Government, August 2023 and Other Periods**  
 [\$ millions]

Assets and Liabilities Directly Related to Budget Off-Budget Activity	Net Transactions (-) denotes net reduction of either liability or asset accounts			Account Balances Current Fiscal Year		
	This Month	Fiscal Year to Date		Beginning of		Close of This Month
		This Year	Prior Year	This Year	This Month	
<b>Liability Accounts:</b>						
Borrowing from the Public:						
Treasury Securities, Issued Under General Financing Authorities:						
Debt Held by the Public	335,251	1,744,858	1,984,651	24,299,192	25,708,798	26,044,050
Intragovernmental Holdings	-29,687	240,380	522,506	6,629,719	6,899,786	6,870,099
Total Treasury Securities Outstanding	305,564	1,985,238	2,507,157	30,928,912	32,608,585	32,914,149
Plus Premium on Treasury Securities	-604	84	1,896	66,191	66,879	66,275
Less Discount on Treasury Securities	6,697	87,304	40,148	176,902	257,509	264,206
Total Treasury Securities Net of Premium and Discount	298,263	1,898,018	2,468,905	30,818,200	32,417,955	32,716,218
Agency Securities, Issued Under Special Financing Authorities (See Schedule B; for Other Agency Borrowing, See Schedule C)						
Total Federal Securities	-190	301	240	19,353	19,844	19,654
	298,073	1,898,319	2,469,144	30,837,552	32,437,799	32,735,872
Deduct:						
Federal Securities Held as Investments of Government Accounts (See Schedule D)						
Less Discount on Federal Securities Held as Investments of Government Accounts	-29,631	241,542	523,817	6,608,706	6,879,879	6,850,248
Net Federal Securities Held as Investments of Government Accounts	568	41,961	2,177	27,988	69,381	69,948
	-30,198	199,582	521,640	6,580,718	6,810,498	6,780,300
Total Borrowing from the Public	328,271	1,698,737	1,947,505	24,256,835	25,627,301	25,955,572
Accrued Interest Payable to the Public	-29,765	505	-6,552	81,249	111,519	81,754
Allocations of Special Drawing Rights	-1,493	5,750	-12,351	147,009	154,253	152,759
Uninvested Balances, Deposit Funds	863	-90	-214,585	27,438	26,485	27,348
Miscellaneous Liability Accounts (Includes Checks Outstanding Etc.)	-3,578	28	1,289	31,176	34,782	31,203
<b>Total Liability Accounts</b>	<b>294,298</b>	<b>1,704,931</b>	<b>1,715,306</b>	<b>24,543,707</b>	<b>25,954,339</b>	<b>26,248,637</b>
<b>Asset Accounts (Deduct)</b>						
Cash and Monetary Assets:						
U.S. Treasury Operating Cash:						
Federal Reserve Account <sup>1</sup>	40,014	-94,151	454,751	635,994	501,828	541,843
Balance	40,014	-94,151	454,751	635,994	501,828	541,843
Special Drawing Rights:						
Total Holdings	127	10,726	-8,311	153,175	163,775	163,901
SDR Certificates Issued to Federal Reserve Banks	.....	.....	.....	-5,200	-5,200	-5,200
Balance	127	10,726	-8,311	147,975	158,575	158,701
Reserve Position on the U.S. Quota in the IMF:						
U.S. Subscription to International Monetary Fund:						
Direct Quota Payments	.....	.....	.....	111,629	111,629	111,629
Maintenance of Value Adjustments	-1,079	4,155	-8,924	-5,406	-173	-1,252
Letter of Credit Issued to IMF	-128	-407	6,967	-78,191	-78,470	-78,598
Dollar Deposits with the IMF	-8	-33	44	-319	-344	-352
Receivable/Payable (-) for Interim Maintenance of Value Adjustments	682	-2,929	-4,492	3,621	10	692
Balance	-533	785	-6,405	31,334	32,652	32,119
Loans to International Monetary Fund	.....	.....	-12	921	921	921
Other Cash and Monetary Assets	-53	1,479	-356	25,816	27,348	27,294
Total Cash and Monetary Assets	39,554	-81,161	439,666	842,039	721,324	760,879
Non-Federal Securities of the National Railroad Retirement Investment Trust						
Net Activity, Guaranteed Loan Financing (See Schedule E)	522	1,149	-2,892	23,923	24,551	25,072
Net Activity, Direct Loan Financing (See Schedule E)	5,976	34,580	203,178	45,427	74,031	80,007
Miscellaneous Asset Accounts	337,382	227,072	121,275	1,338,931	1,228,621	1,566,003
	119	-1,831	8,519	3,167	1,217	1,336
<b>Total Asset Accounts</b>	<b>383,553</b>	<b>179,809</b>	<b>769,747</b>	<b>2,253,488</b>	<b>2,049,744</b>	<b>2,433,297</b>
<b>Excess of Liabilities (+) or Assets (-)</b>	<b>-89,256</b>	<b>1,525,121</b>	<b>945,559</b>	<b>22,290,219</b>	<b>23,904,596</b>	<b>23,815,340</b>
Transactions Not Applied to Current Year's Surplus or Deficit (See Schedule A for Details)						
	.....	-955	156	.....	-955	-955
<b>Total Budget and Off-Budget Federal Entities (Financing of Deficit (+) or Disposition of Surplus (-))</b>	<b>-89,256</b>	<b>1,524,166</b>	<b>945,715</b>	<b>22,290,219</b>	<b>23,903,640</b>	<b>23,814,385</b>

1 Major sources of information used to determine Treasury's operating cash balance include Federal Reserve Banks, Treasury Regional Finance Centers, Internal Revenue Service Centers, various electronic systems, and information on the Public Debt. Information is presented on a modified cash basis. Deposits are

reflected as received and withdrawals are reflected as processed.  
 Note: Details may not add to totals due to rounding.  
 ... No Transactions

**Table 6. Schedule A-Analysis of Change in Excess of Liabilities of the U.S. Government, August 2023 and Other Periods**

Classification	[\$ millions]		
	This Month	Fiscal Year to Date	
		This Year	Prior Year
<b>Excess of Liabilities Beginning of Period:</b>			
Based on Composition of Unified Budget in Preceding Period	23,904,596	22,290,219	20,778,901
Adjustments During Current Fiscal Year for Changes in Composition of Unified Budget:			
Revisions by Federal Agencies to the Prior Budget Results	.....	.....	136,413
Excess of Liabilities Beginning of Period (Current Basis)	23,904,596	22,290,219	20,915,313
<b>Budget Surplus (-) or Deficit:</b>			
Based on Composition of Unified Budget in Prior Fiscal Year	-89,256	1,524,166	945,715
Total Surplus (-) or Deficit (Table 2)	-89,256	1,524,166	945,715
Total-On-Budget (Table 2)	-112,880	1,515,535	937,007
Total-Off-Budget (Table 2)	23,624	8,631	8,708
<b>Transactions Not Applied to Current Year's Surplus or Deficit:</b>			
Premium/Discount on Buyback of U.S. Treasury Securities	.....	-2	-4
Reclassification of Aged Unreconciled Accounts	.....	958	.....
Other	.....	.....	-152
Total-Transactions Not Applied to Current Year's Surplus or Deficit	.....	955	-156
<b>Excess of Liabilities Close of Period</b>	<b>23,815,340</b>	<b>23,815,340</b>	<b>21,860,873</b>

Note: Details may not add to totals due to rounding.

... No Transactions

**Table 6. Schedule B-Securities Issued by Federal Agencies Under Special Financing Authorities, August 2023 and Other Periods**

Classification	[\$ millions]			Account Balances Current Fiscal Year		
	This Month	Net Transactions (-) denotes net reduction of liability accounts		Beginning of		Close of This Month
		This Year	Prior Year	This Year	This Month	
<b>Agency Securities, Issued Under Special Financing Authorities:</b>						
<b>Obligations Guaranteed by the United States, Issued By:</b>						
Department of Housing and Urban Development:						
Federal Housing Administration	.....	.....	.....	19	19	19
<b>Obligations Not Guaranteed by the United States, Issued By:</b>						
Legislative Branch:						
Architect of the Capitol	-8	-15	-14	31	25	16
Independent Agencies:						
Federal Communications Commission	.....	.....	.....	(**)	(**)	(**)
National Archives and Records Administration	.....	.....	.....	(**)	(**)	(**)
Tennessee Valley Authority	-182	316	254	19,303	19,801	19,619
<b>Total Agency Securities</b>	<b>-190</b>	<b>301</b>	<b>240</b>	<b>19,353</b>	<b>19,844</b>	<b>19,654</b>

Note: Details may not add to totals due to rounding.

(\*\*) Less than absolute value of \$500,000

... No Transactions

**Table 6. Schedule C (Memorandum)-Federal Agency Borrowing Financed Through the Issue of Treasury Securities, August 2023 and Other Periods**

Classification	[\$ millions]					
	Transactions			Account Balances Current Fiscal Year		
	This Month	Fiscal Year to Date		Beginning of		Close of This Month
This Year		Prior Year	This Year	This Month		
<b>Borrowing from the US Treasury:</b>						
Department of Agriculture:						
Farm Service Agency:						
Commodity Credit Corporation	139	680	-233	13,775	14,316	14,455
Agricultural Credit Insurance Fund	903	973	852	17,396	17,466	18,369
Farm Storage Facility Loans	-41	71	122	1,601	1,712	1,672
Apple Loans Fund	.....	.....	(**)	.....	.....	.....
Emergency Boll Weevil Loan Fund	.....	(**)	(**)	(**)	(**)	(**)
Rural Housing Service:						
Rural Housing Insurance	526	360	151	19,465	19,299	19,825
Rural Community Facility Loans Fund	65	2	513	12,320	12,257	12,322
Multifamily Housing Revitalization Loan Account	.....	.....	-533	.....	.....	.....
Rural Business - Cooperative Service:						
Rural Business and Industry Loans	20	-27	-18	70	23	43
Rural Development Loan Fund	9	-10	-18	272	253	262
Rural Economic Development Loan Fund	44	40	-14	217	212	257
Renewable Energy Guaranteed Loan Account	2	2	1	2	2	4
Rural Microenterprise Investment Loans	1	-1	-2	40	39	40
Biorefinery Assistance Loan Account	.....	186	-5	.....	186	186
Rural Utilities Service:						
Rural Water and Waste Disposal Fund	327	-149	264	14,774	14,298	14,625
Rural Electrification and Telecommunications Fund	265	936	421	6,528	7,198	7,464
Rural Telephone Bank	.....	-3	-13	60	57	57
Distance Learning and Telemedicine Program	12	-18	25	556	526	538
Foreign Agricultural Service	-40	-40	-51	266	266	226
Department of Commerce:						
National Oceanic and Atmospheric Administration:						
Fisheries Finance	2	13	66	372	384	386
Department of Defense--Military Programs:						
Family Housing Improvement Loans	56	78	19	1,598	1,620	1,676
Defense Agencies	271	271	.....	.....	.....	271
Department of Education:						
College Housing and Academic Facilities Loans	.....	.....	-4	5	5	5
Historically Black College and University Capital Financing Fund	.....	17	289	65	82	82
Federal Direct Student Loans	-20,951	287,012	78,293	847,911	1,155,874	1,134,923
Teach Grant Loans	-2	40	-41	541	583	581
Temporary Student Loan Purchase Authority	-184	3,047	-1,123	20,359	23,590	23,406
Federal Family Education Loans	4,437	4,471	169	36,195	36,230	40,666
Department of Energy:						
Bonneville Power Administration Fund	239	332	143	5,679	5,772	6,011
Western Area Power Administration - Recovery Act	.....	.....	.....	76	76	76
Advanced Technology Vehicles Manufacturing Loans	.....	.....	-582	.....	.....	.....
Title 17 Innovative Technology Loans	1	72	110	688	758	759
Department of Health and Human Services:						
Consumer Operated and Oriented Plan	.....	.....	.....	401	401	401
Consumer Operated and Oriented Plan Program Contingency Fund	.....	.....	.....	108	108	108
Department of Homeland Security:						
National Flood Insurance Fund	.....	.....	.....	20,525	20,525	20,525
Disaster Assistance Loan Fund	(**)	2	-8	8	10	10
Department of Housing and Urban Development:						
Public and Indian Housing Programs:						
Low-Rent Public Housing - Loans and Other Expenses	.....	27	(**)	1	28	28
Native Hawaiian Housing Loans	.....	2	2	3	4	4
Housing Programs:						
Emergency Homeowners' Relief Fund	.....	1	.....	2	3	3
Federal Housing Administration	.....	16,001	31,878	93,564	109,565	109,565
Home Ownership Preservation Equity Fund	.....	3	1	6	9	9
Green Retrofit Program for Multifamily Housing-Recovery Act	.....	8	-1	9	17	17
Department of the Interior:						
Bureau of Indian Affairs and Bureau of Indian Education	(**)	(**)	-1	(**)	(**)	(**)

**Table 6. Schedule C (Memorandum)-Federal Agency Borrowing Financed Through the Issue of Treasury Securities, August 2023 and Other Periods - Continued**

[\$ millions]						
Classification	Transactions			Account Balances Current Fiscal Year		
	This Month	Fiscal Year to Date		Beginning of		Close of This Month
		This Year	Prior Year	This Year	This Month	
<b>Borrowing from the US Treasury: - Continued</b>						
Bureau of Reclamation Loan Fund	.....	.....	.....	25	25	25
Assistance to American Samoa Loan Fund	.....	(**)	(**)	7	7	7
Department of Labor:						
Black Lung Disability Trust Fund	.....	.....	.....	4,751	4,751	4,751
Department of State:						
Repatriation Loans	.....	2	2	3	6	6
Department of Transportation:						
Federal Highway Administration:						
Transportation Infrastructure Finance and Innovation Fund	1,066	5,558	2,021	14,837	19,329	20,395
Federal Railroad Administration:						
Railroad Rehabilitation and Improvement Loan Fund	402	772	383	1,140	1,510	1,912
Other	.....	.....	.....	(**)	(**)	(**)
Maritime Administration:						
Maritime Guaranteed Loan (Title XI) Fund	.....	.....	.....	89	89	89
Maritime Guaranteed Loan (Title XI) FFB Financing Account	8	8	.....	.....	.....	8
Department of the Treasury:						
Departmental Offices:						
Community Development Financial Institutions Fund	-2	-2	-1	105	105	103
Temporary Credit and Liquidity Program	-90	-105	-233	1,097	1,082	992
Troubled Asset Relief Program	.....	-3	-13	4	1	1
Small Business Lending Financing Fund	-3	-1	-1	34	36	33
ESF - Economic Stabilization Program	.....	-2,572	-1,361	19,478	16,905	16,905
Federal Financing Bank Revolving Fund	274	5,163	2,975	73,447	78,336	78,610
Department of Veterans Affairs:						
Veterans Housing Benefit Program Fund	.....	85	96	462	547	547
Native American Veteran Housing Fund	.....	4	4	93	97	97
Vocational Rehabilitation Loan Fund	(**)	(**)	(**)	1	1	1
Environmental Protection Agency:						
Water Infrastructure Finance and Innovation Loan Program	-116	1,198	873	1,557	2,871	2,755
International Assistance Programs:						
International Security Assistance:						
Foreign Military Loan Program	-698	-479	-631	982	1,201	504
Military Debt Reduction	.....	.....	.....	39	39	39
Agency for International Development:						
Development Credit Authority Loan Fund	.....	83	.....	.....	83	83
United States International Development Finance Corporation	313	3,002	1,211	8,965	11,654	11,967
Small Business Administration:						
Business Loan Fund	.....	232	32	2,289	2,521	2,521
Disaster Loan Fund	.....	6,099	106,451	360,513	366,612	366,612
Independent Agencies:						
Export-Import Bank of the United States	.....	.....	-1,220	13,501	13,501	13,501
Presidio Trust	.....	.....	.....	98	98	98
Railroad Retirement Board:						
Social Security Equivalent Benefit Account	371	-251	-600	4,417	3,796	4,166
Smithsonian Institution:						
John F. Kennedy Center Parking Facilities	.....	.....	.....	20	20	20
Other:						
Borrowing from the US Treasury - Other	.....	1	(**)	(**)	1	1
<b>Total Borrowing from the US Treasury</b>	<b>-12,374</b>	<b>333,192</b>	<b>220,658</b>	<b>1,623,412</b>	<b>1,968,979</b>	<b>1,956,605</b>
<b>Borrowing from the Federal Financing Bank:</b>						
Department of Agriculture:						
Rural Utilities Service:						
Rural Electrification and Telecommunications Fund	267	1,920	3,186	51,814	53,466	53,734
Department of Education:						
Historically Black College and University Capital Financing Fund	2	86	96	269	354	356
Department of Energy:						
Advanced Technology Vehicles Manufacturing Loans	.....	1,066	-437	.....	1,066	1,066
Title 17 Innovative Technology Loans	-35	120	48	15,219	15,374	15,339
Department of Health and Human Services:						
Health Maintenance Organization Loan and Loan Guarantee Fund	.....	.....	.....	(**)	(**)	(**)

**Table 6. Schedule C (Memorandum)-Federal Agency Borrowing Financed Through the Issue of Treasury Securities, August 2023 and Other Periods - Continued**

Classification	Transactions			Account Balances Current Fiscal Year		
	This Month	Fiscal Year to Date		Beginning of		Close of This Month
		This Year	Prior Year	This Year	This Month	
<b>Borrowing from the Federal Financing Bank: - Continued</b>						
Department of Housing and Urban Development:						
Housing Programs:						
Federal Housing Administration	18	87	70	2,716	2,785	2,803
Department of Transportation:						
Maritime Administration:						
Maritime Guaranteed Loan (Title XI) FFB Financing Account	.....	-12	41	349	337	337
Department of the Treasury:						
Departmental Offices:						
Community Development Financial Institutions Fund	21	91	15	1,149	1,218	1,240
Department of Veterans Affairs:						
Guaranteed Transitional Housing Loans for Homeless Veterans	.....	(**)	(**)	4	4	4
Independent Agencies:						
Postal Service	.....	2,142	-1,000	10,000	12,142	12,142
<b>Total Borrowing from the Federal Financing Bank</b>	<b>274</b>	<b>5,500</b>	<b>2,020</b>	<b>81,521</b>	<b>86,746</b>	<b>87,020</b>

Note: Details may not add to totals due to rounding.

Note: This table includes lending by the Federal Financing Bank accomplished by the purchase of agency financial assets, by the acquisition of agency debt securities, and by direct loans on behalf of an agency. The Federal Financing Bank borrows from Treasury and issues its own securities and in turn may loan

these funds to agencies in lieu of agencies borrowing directly through Treasury or issuing their own securities.

... No Transactions

(\*\*) Less than absolute value of \$500,000

**Table 6. Schedule D-Investments of Federal Government Accounts in Federal Securities, August 2023 and Other Periods**  
 [\$ millions]

Classification	Net Purchases or Sales (-)			Securities Held as Investments Current Fiscal Year		
	This Month	Fiscal Year to Date		Beginning of		Close of This Month
		This Year	Prior Year	This Year	This Month	
<b>Federal Funds:</b>						
Department of Agriculture	-4	11	(**)	262	277	273
Department of Commerce	.....	2	2	.....	2	2
<b>Department of Defense--Military Programs:</b>						
Defense Cooperation Account	.....	(**)	.....	8	8	8
Department of Energy	617	4,022	3,367	59,022	62,427	63,044
Department of Health and Human Services	.....	16,396	17,931	.....	16,396	16,396
Department of Homeland Security	1,811	918	1,131	2,472	1,580	3,391
<b>Department of Housing and Urban Development:</b>						
<b>Housing Programs:</b>						
Federal Housing Administration Fund	362	12,760	25,113	119,950	132,348	132,710
<b>Government National Mortgage Association:</b>						
Guarantees of Mortgage-Backed Securities	95	2,071	3,662	18,494	20,470	20,565
Department of the Interior	55	1,941	14,482	27,231	29,117	29,173
Department of Justice	15	3,108	1	169	3,262	3,277
Department of Labor	358	2,593	2,628	55,641	57,876	58,234
<b>Department of State:</b>						
Foreign Service Retirement and Disability Fund	2	27	289	335	360	362
Other	.....	1	(**)	12	13	13
Department of Transportation	-464	-516	157	2,418	2,365	1,902
Department of the Treasury	-1,655	-3,463	-4,135	20,542	18,734	17,079
<b>Department of Veterans Affairs:</b>						
Veterans Reopened Insurance Fund	-1	-6	-9	39	34	33
National Service Life Insurance	3	16	.....	.....	13	16
Servicemen'S Group Life Insurance Fund	137	610	565	3,089	3,562	3,699
<b>Other Defense Civil Programs:</b>						
Uniformed Services Retiree Health Care Fund	1,287	32,393	32,884	321,960	353,065	354,353
International Assistance Programs	-4	216	327	6,262	6,481	6,477
<b>Office of Personnel Management:</b>						
Postal Service Contributions	-366	-3,193	-2,896	35,607	32,780	32,415
<b>Independent Agencies:</b>						
<b>Federal Deposit Insurance Corporation:</b>						
Deposit Insurance Fund	46	-44,489	7,650	125,471	80,935	80,981
FSLIC Resolution Fund	4	38	5	888	922	927
Federal Housing Finance Agency	-28	58	16	114	199	172
National Credit Union Administration	95	467	2,316	22,092	22,463	22,559
Postal Service	115	2,231	-1,908	20,924	23,041	23,155
<b>Other</b>						
Treasury Securities	27	-146	-202	11,503	11,330	11,357
Other	-28	434	-278	1,724	2,186	2,158
Total Treasury Securities	2,482	28,503	103,098	856,229	882,249	884,732
<b>Total Federal Funds</b>	<b>2,482</b>	<b>28,503</b>	<b>103,098</b>	<b>856,229</b>	<b>882,249</b>	<b>884,732</b>
<b>Trust Funds:</b>						
<b>Legislative Branch:</b>						
Library of Congress	-2	9	7	42	53	51
United States Tax Court	(**)	(**)	(**)	13	13	13
Other	(**)	-4	2	36	33	32
<b>Judicial Branch:</b>						
Judicial Retirement Funds	4	211	197	1,795	2,002	2,006
Department of Agriculture	.....	.....	.....	6	6	6
Department of Commerce	.....	.....	26	.....	.....	.....
<b>Department of Defense--Military Programs:</b>						
Voluntary Separation Incentive Fund	-3	-3	-5	51	50	47
Other	22	-122	-165	1,632	1,489	1,510
<b>Department of Health and Human Services:</b>						
Federal Supplementary Medical Insurance Trust Fund	-2,193	25,490	27,955	167,964	195,647	193,454
Other	-5,521	22,865	45,588	181,699	210,085	204,564
Department of Homeland Security	66	501	911	11,050	11,485	11,551
Department of the Interior	-90	-403	568	659	346	256
<b>Department of Labor:</b>						
Unemployment Trust Fund	3,007	10,926	22,384	73,587	81,506	84,513
Other	-6	-16	17	60	50	44
<b>Department of State:</b>						

**Table 6. Schedule D-Investments of Federal Government Accounts in Federal Securities, August 2023 and Other Periods - Continued**  
 [\$ millions]

Classification	Net Purchases or Sales (-)			Securities Held as Investments Current Fiscal Year		
	This Month	Fiscal Year to Date		Beginning of		Close of This Month
		This Year	Prior Year	This Year	This Month	
Trust Funds: - Continued						
Foreign Service Retirement and Disability Fund	-61	52	47	20,681	20,794	20,733
Other	(**)	6	-3	43	50	49
Department of Transportation:						
Airport and Airway Trust Fund	-277	5,750	-5,170	10,818	16,845	16,568
Highway Trust Fund	-2,674	-9,337	119,027	127,547	120,883	118,210
Department of the Treasury	-78	-122	-135	4,330	4,286	4,209
Department of Veterans Affairs:						
General Post Fund, National Homes	.....	24	27	116	140	140
National Service Life Insurance	-32	-236	-348	1,096	892	859
United States Government Life Insurance Fund	(**)	(**)	(**)	1	1	1
Veterans Special Life Insurance Fund	-14	-95	-128	916	835	820
Corps of Engineers	256	1,313	695	9,684	10,740	10,996
Other Defense Civil Programs:						
Military Retirement Fund	5,096	181,283	171,428	1,194,652	1,370,839	1,375,935
Other	-1	-29	-33	1,067	1,039	1,038
Environmental Protection Agency	-62	1,799	4,434	10,611	12,473	12,410
National Aeronautics and Space Administration	.....	(**)	(**)	16	15	15
Office of Personnel Management:						
Civil Service Retirement and Disability Fund						
Treasury Securities	-5,540	-23,459	41,736	1,011,679	993,760	988,220
Agency Securities	.....	1,875	.....	.....	1,875	1,875
Employees Life Insurance Fund	662	1,417	770	50,990	51,745	52,406
Employees and Retired Employees Health Benefits Fund	-866	-2,364	-1,327	27,307	25,810	24,943
Social Security Administration:						
Federal Old-Age and Survivors Insurance Trust Fund	-24,154	-32,001	-22,660	2,723,601	2,715,754	2,691,600
Federal Disability Insurance Trust Fund	448	26,854	15,040	114,679	141,085	141,533
Independent Agencies:						
Harry S Truman Scholarship Foundation	.....	2	-8	8	10	10
Japan-United States Friendship Commission	1	.....	.....	36	35	36
Railroad Retirement Board						
Treasury Securities	-113	519	-389	2,452	3,084	2,971
Agency Securities	.....	.....	(**)	1	1	1
Other						
Treasury Securities	13	337	233	1,552	1,875	1,889
<b>Total Treasury Securities</b>	<b>-32,113</b>	<b>211,165</b>	<b>420,718</b>	<b>5,752,475</b>	<b>5,995,753</b>	<b>5,963,640</b>
<b>Total Agency Securities</b>	<b>.....</b>	<b>1,875</b>	<b>(**)</b>	<b>1</b>	<b>1,876</b>	<b>1,876</b>
<b>Total Trust Funds</b>	<b>-32,113</b>	<b>213,040</b>	<b>420,718</b>	<b>5,752,476</b>	<b>5,997,629</b>	<b>5,965,516</b>
<b>Grand Total</b>	<b>-29,631</b>	<b>241,542</b>	<b>523,817</b>	<b>6,608,706</b>	<b>6,879,879</b>	<b>6,850,248</b>

Note: Details may not add to totals due to rounding.

Note: Investments are in Treasury securities unless otherwise noted.

... No Transactions

(\*\*) Less than absolute value of \$500,000

**Table 6. Schedule E-Net Activity, Guaranteed and Direct Loan Financing, August 2023 and Other Periods**  
 [\$ millions]

Classification	Net Transactions (-) denotes net reduction of asset accounts			Account Balances Current Fiscal Year		
	This Month	Fiscal Year to Date		Beginning of		Close of This Month
		This Year	Prior Year	This Year	This Month	
<b>Guaranteed Loan Financing Activity:</b>						
Department of Agriculture:						
Office of the Secretary:						
Food Supply Chain and Agriculture Pandemic Response	-2	-21	-1	-3	-22	-24
Farm Service Agency:						
Commodity Credit Corporation Export Fund	-1	-90	-19	130	41	40
Agricultural Credit Insurance Fund	-281	-274	-13	-178	-171	-452
Natural Resources Conservation Service:						
Agricultural Resource Conservation Demonstration Program	.....	.....	.....	(**)	(**)	(**)
Rural Housing Service:						
Rural Community Facility Loans	6	13	4	-15	-7	-1
Rural Housing Insurance Fund	18	79	-65	2,086	2,146	2,164
Rural Business - Cooperative Service:						
Rural Business and Industry Loans	4	-39	-39	-166	-209	-205
Renewable Energy Guaranteed Loan Account	1	12	8	-21	-10	-9
Biorefinery Assistance Loan Account	.....	149	7	-70	78	78
Rural Utilities Service:						
Rural Water and Waste Disposal Fund	(**)	(**)	(**)	-25	-25	-25
Department of Commerce:						
General Administration:						
Emergency Oil, Gas, and Steel Account	.....	.....	.....	5	5	5
Department of Defense--Military Programs	8	8	(**)	-38	-38	-31
Department of Education:						
Office of Student Financial Assistance:						
Federal Family Education Loans	3,645	-1,285	-14,131	-7,716	-12,646	-9,001
Department of Energy:						
Title 17 Innovative Technology Loans	.....	15	23	-101	-86	-86
Department of Health and Human Services:						
Health Resources and Services Administration:						
Health Center Loans	.....	(**)	(**)	-2	-2	-2
Health Education Assistance Loans	.....	.....	.....	-70	-70	-70
Department of Housing and Urban Development:						
Public and Indian Housing Programs:						
Indian Housing Loans	-1	61	54	-92	-30	-31
Native Hawaiian Housing Loans	(**)	-1	1	(**)	(**)	(**)
Community Planning and Development:						
Community Development Loans	.....	(**)	3	-4	-5	-5
Housing Programs:						
FHA-Mutual Mortgage Insurance Loans	173	3,498	21,214	72,410	75,735	75,908
FHA-General and Special Risk Fund	254	3,587	2,531	7,165	10,497	10,752
Home Ownership Preservation Entity Fund	(**)	3	(**)	2	5	5
Government National Mortgage Association:						
Guarantees of Mortgage-Backed Securities	-491	-1,462	-635	7,785	6,815	6,323
Department of the Interior:						
Bureau of Indian Affairs and Bureau of Indian Education	20	16	15	-68	-72	-52
Department of Transportation:						
Federal Highway Administration:						
Transportation Infrastructure Finance and Innovation Fund	.....	.....	.....	(**)	(**)	(**)
Maritime Administration:						
Maritime Guaranteed Loan (Title XI) Fund	-136	-136	-39	-93	-93	-229
Department of the Treasury:						
Departmental Offices:						
Air Transportation Stabilization Fund	.....	.....	.....	(**)	(**)	(**)
Troubled Assets Insurance Financing Fund	.....	.....	.....	(**)	(**)	(**)
Troubled Asset Relief Program	.....	(**)	1	(**)	(**)	(**)
Department of Veterans Affairs:						
Veterans Benefits Administration:						
Veterans Housing Benefit Program Fund	-29	67	-3,110	-11,492	-11,396	-11,425
International Assistance Programs:						
Agency for International Development:						



**Table 6. Schedule E-Net Activity, Guaranteed and Direct Loan Financing, August 2023 and Other Periods - Continued**  
 [\$ millions]

Classification	Net Transactions (-) denotes net reduction of asset accounts			Account Balances Current Fiscal Year		
	This Month	Fiscal Year to Date		Beginning of		Close of This Month
		This Year	Prior Year	This Year	This Month	
<b>Guaranteed Loan Financing Activity: - Continued</b>						
Ukraine Export Credit Insurance Fund	.....	.....	.....	-267	-267	-267
Loan Guarantees to Israel	151	151	.....	-966	-966	-816
Urban and Environmental Credit Guaranteed Loans	.....	.....	.....	-38	-38	-38
Microenterprise and Small Enterprise Development	.....	.....	.....	(**)	(**)	(**)
Development Credit Authority Loan Fund	.....	.....	.....	-99	-99	-99
Tunisia Loan Fund	484	484	.....	-1,089	-1,089	-605
Overseas Private Investment Corporation	.....	.....	.....	278	278	278
United States International Development Finance Corporation	-17	-131	246	241	126	110
Microenterprise and Small Enterprise Development	.....	.....	.....	(**)	(**)	(**)
Urban and Environmental Credit	(**)	-8	7	15	7	7
Small Business Administration:						
Business Loan Fund	-194	2,343	170,779	-53,773	-51,237	-51,430
Independent Agencies:						
Export-Import Bank of the United States	-311	-2,143	-2,212	-2,481	-4,312	-4,624
<b>Net Activity, Guaranteed Loan Financing</b>	<b>3,301</b>	<b>4,897</b>	<b>174,629</b>	<b>11,247</b>	<b>12,842</b>	<b>16,144</b>
<b>Direct Loan Financing Activity:</b>						
Department of Agriculture:						
Farm Service Agency:						
Agricultural Credit Insurance Fund	87	179	588	15,197	15,289	15,376
Farm Storage Facility Loans	3	147	139	1,193	1,336	1,340
Apple Loans Fund	.....	(**)	(**)	(**)	(**)	(**)
Emergency Boll Weevil Loan Fund	(**)	(**)	(**)	(**)	(**)	(**)
Rural Housing Service:						
Rural Community Facility Loans Fund	26	34	3	11,274	11,282	11,308
Rural Housing Insurance Fund	35	-60	-941	15,138	15,042	15,077
Multifamily Housing Revitalization Loan Account	.....	.....	.....	524	524	524
Rural Business - Cooperative Service:						
Rural Business and Industry Loan Fund	(**)	(**)	1	(**)	(**)	(**)
Rural Development Loan Fund	(**)	-12	-22	245	233	233
Rural Economic Development Loan Fund	(**)	23	-21	165	187	187
Rural Microenterprise Investment Loans	(**)	1	-3	37	38	37
Rural Utilities Service:						
Rural Water and Waste Disposal Loans	32	-117	-384	12,810	12,661	12,693
Rural Electrification and Telecommunications Fund	445	2,299	3,561	54,363	56,217	56,662
Rural Telephone Bank	(**)	-4	-8	56	52	52
Distance Learning and Telemedicine Program	5	-3	-12	480	472	477
Rural Development Insurance Fund	.....	.....	.....	1,065	1,065	1,065
Foreign Agricultural Service:						
P.L. 480 Direct Loan Fund	-5	-46	-61	239	198	193
International Debt Reduction	.....	-11	-7	-97	-109	-109
Department of Commerce:						
National Oceanic and Atmospheric Administration:						
Fisheries Finance	-4	-38	-5	361	327	323
Department of Defense--Military Programs	293	234	-80	1,592	1,533	1,827
Department of Education:						
Office of Postsecondary Education:						
College Housing and Academic Facilities Loans	(**)	-3	2	5	2	2
Historically Black College and University Capital Financing Fund	2	63	101	238	299	301
Office of Student Financial Assistance:						
Federal Direct Student Loans	313,781	230,774	12,164	758,619	675,612	989,393
Teach Grant Loans	38	28	-64	491	481	519
Temporary Student Loan Purchase Authority	9,468	4,565	-3,674	26,959	22,057	31,525
Department of Energy:						
Advanced Technology Vehicles Manufacturing Loans	.....	642	-1,109	-94	548	548
Title 17 Innovative Technology Loans	-34	342	386	15,281	15,657	15,623
Department of Health and Human Services:						
Consumer Operated and Oriented Plan	-1	-67	-6	56	-10	-11
Consumer Operated and Oriented Plan Program Contingency Fund	.....	-4	-6	44	41	41
Department of Homeland Security:						

**Table 6. Schedule E-Net Activity, Guaranteed and Direct Loan Financing, August 2023 and Other Periods - Continued**

[\$ millions]

Classification	Net Transactions (-) denotes net reduction of asset accounts			Account Balances Current Fiscal Year		
	This Month	Fiscal Year to Date		Beginning of		Close of This Month
		This Year	Prior Year	This Year	This Month	
<b>Direct Loan Financing Activity: - Continued</b>						
Disaster Assistance Loan Fund	(**)	-7	-131	-74	-81	-81
Department of Housing and Urban Development:						
Housing Programs:						
Emergency Homeowners' Relief Fund	(**)	2	-2	(**)	2	2
FHA-Mutual Mortgage Insurance Loans	.....	.....	.....	(**)	(**)	(**)
FHA-General and Special Risk Fund	21	-64	241	2,789	2,703	2,725
Green Retrofit Program for Multifamily Housing Fund	-1	3	-3	7	10	9
Department of the Interior:						
Bureau of Reclamation	-2	-3	-3	27	25	24
Bureau of Indian Affairs and Bureau of Indian Education	(**)	(**)	-1	(**)	(**)	(**)
Assistance to American Samoa Loan Fund	.....	-1	-1	7	6	6
Department of State:						
Administration of Foreign Affairs:						
Repatriation Loans	(**)	-1	-2	-3	-4	-4
Department of Transportation:						
Federal Highway Administration:						
Transportation Infrastructure Finance and Innovation Fund	1,060	4,971	-2,170	11,014	14,925	15,985
Tiger Tifia Loan Fund	.....	-3	-3	61	59	59
Federal Railroad Administration:						
Railroad Rehabilitation and Improvement Loan Fund	446	714	-38	624	892	1,338
Maritime Administration:						
Maritime Guaranteed Loan (Title XI) FFB Financing Account	8	-6	37	335	321	329
Department of the Treasury:						
Departmental Offices:						
Community Development Financial Institutions Fund	23	77	14	1,251	1,305	1,328
GSE Mortgage-Backed Securities Purchase Program	.....	.....	.....	4,613	4,613	4,613
Temporary Credit and Liquidity Program	(**)	-81	-257	1,007	926	925
Troubled Asset Relief Program	(**)	-3	-10	3	(**)	(**)
Small Business Lending Program	.....	-1	1	32	31	31
ESF - Economic Stabilization Program	-4	-4,472	-4,588	19,057	14,590	14,585
Bureau of the Fiscal Service	.....	.....	.....	(**)	(**)	(**)
Department of Veterans Affairs:						
Veterans Benefits Administration:						
Veterans Housing Benefit Program Fund	(**)	-22	-68	335	312	313
Native American Veteran Housing Fund	1	-1	1	62	61	61
Transitional Housing Loans	(**)	(**)	(**)	-1	(**)	(**)
Vocational Rehabilitation Loan Fund	(**)	(**)	(**)	(**)	(**)	(**)
Environmental Protection Agency:						
Water Infrastructure Finance and Innovation Loan Program	-108	1,179	854	1,556	2,844	2,736
International Assistance Programs:						
International Security Assistance:						
Foreign Military Loan Program	.....	-494	-625	957	463	463
Military Debt Reduction	.....	.....	.....	39	39	39
Agency for International Development:						
International Debt Reduction	.....	.....	.....	-172	-172	-172
Development Credit Authority Loan Fund	.....	82	.....	.....	82	82
Overseas Private Investment Corporation	.....	.....	.....	2,902	2,902	2,902
International Monetary Programs	.....	.....	.....	-278	-278	-278
United States International Development Finance Corporation	119	1,639	828	4,293	5,813	5,932
International Debt Reduction	.....	-77	-35	-75	-151	-151
Small Business Administration:						
Business Loan Fund	-4	-33	-3	181	152	148
Disaster Loan Fund	-2,087	-49,051	101,052	343,547	296,582	294,495
Independent Agencies:						
Export-Import Bank of the United States	-205	-1,478	-1,529	7,369	6,096	5,891
Federal Communications Commission:						
Spectrum Auction Loan Fund	(**)	(**)	(**)	(**)	(**)	(**)
<b>Net Activity, Direct Loan Financing</b>	<b>323,439</b>	<b>191,834</b>	<b>104,100</b>	<b>1,317,705</b>	<b>1,186,100</b>	<b>1,509,539</b>

Note: Details may not add to totals due to rounding.

Note: Federal credit programs provide benefits to the public in the form of direct loans and loan guarantees. This table reflects cash transactions and balances of the nonbudgetary financing fund accounts that result from the disbursement of loans, collection of fees, repayment of principal, sale of collateral, interest, and subsidy received from the credit program accounts at

net present value in accordance with the Credit Reform Act of 1990. Unreimbursed costs such as administrative expenses and subsidy payments are reported on a cash basis and included within each program's budgetary totals in Table 5.

... No Transactions

(\*\*) Less than absolute value of \$500,000



**Table 7. Receipts and Outlays of the U.S. Government by Month, Fiscal Year 2023 - Continued**

[\$ millions]

Classification	Oct.	Nov.	Dec.	Jan.	Feb.	March	April	May	June	July	Aug.	Sept.	Fiscal Year to Date	Comparable Period Prior F.Y.
<b>Outlays: - Continued</b>														
Compensation and Pensions	771	11,149	22,583	771	12,267	24,128	767	12,639	26,427	808	13,015		125,325	117,113
National Service Life	30	29	28	31	26	26	24	-3	31	10	24		256	396
Other	10,607	11,328	12,316	11,070	11,858	15,766	11,314	13,092	10,443	12,012	12,762		132,568	120,643
Corps of Engineers	505	1,109	1,072	275	729	892	516	832	818	892	995		8,634	7,706
Other Defense Civil Programs	-127	5,576	11,317	1,520	6,739	10,813	-1,890	5,616	11,583	573	5,022		56,742	45,405
Environmental Protection Agency	770	706	849	691	794	962	843	961	1,222	967	2,653		11,418	8,330
Executive Office of the President	42	37	40	39	40	58	41	49	44	45	54		489	413
General Services Administration	-284	128	64	-399	-61	365	-409	223	124	-347	303		-293	-1,131
<b>International Assistance Programs:</b>														
International Security Assistance	2,038	5,501	2,057	414	6,182	3,200	484	2,916	1,890	391	2,086		27,159	22,933
Multilateral Assistance	322	260	1	2	15	419	1,283	374	58	3	4		2,742	3,141
Agency for International Development	1,595	998	970	1,887	866	1,110	967	2,403	1,054	1,670	739		14,259	10,130
Other	-366	-1,050	-2,745	-2,566	-932	-533	110	-337	-528	98	-1,284		-10,134	-3,881
National Aeronautics and Space Administration	1,715	2,109	3,008	1,642	1,607	2,368	1,800	2,083	2,084	1,754	2,304		22,475	20,812
National Science Foundation	691	653	625	595	680	692	629	661	843	829	1,055		7,952	7,298
Office of Personnel Management	10,103	10,110	9,536	10,876	9,689	9,867	10,883	10,477	10,310	10,435	10,670		112,955	104,757
Small Business Administration	290	157	107	208	158	221	23,902	178	118	214	314		25,867	22,977
<b>Social Security Administration:</b>														
Federal Old-Age and Survivors Insurance Trust Fund (Off-Budget)	92,400	92,255	92,180	100,551	101,096	101,675	102,092	102,769	108,257	102,619	103,063		1,098,957	981,958
Federal Disability Insurance Trust Fund (Off-Budget)	12,225	11,902	12,057	12,972	12,870	13,011	12,950	12,795	12,918	12,964	12,905		139,568	133,190
Other	-4	4,923	9,851	287	5,335	10,290	259	5,277	9,861	288	5,258		51,626	53,722
<b>Independent Agencies:</b>														
Deposit Insurance Fund	-86	-437	-1,961	-174	-137	27,390	12,033	11,664	-3,124	-49	-46		45,073	-7,156
FSLIC Resolution Fund	-2	-3	-4	-3	-3	-3	-3	-4	-4	-4	-4		-39	-5
<b>Postal Service:</b>														
<b>Off-Budget:</b>														
Public Enterprise Funds	1,239	-21	-153	-764	1,406	-900	-1,512	3,975	-67	(**)	-144		3,061	597
Other	55	.....	10	206	.....	.....	.....	.....	.....	.....	.....		271	282
Other	.....	.....	.....	.....	50	.....	.....	.....	.....	.....	.....		50	53
Tennessee Valley Authority	-38	151	326	235	-270	-31	-136	129	130	-33	-189		275	179
Other	5,110	2,941	3,317	3,381	2,736	4,203	3,273	3,880	-1,810	3,006	3,656		33,693	34,032
<b>Undistributed Offsetting Receipts:</b>														
Employer Share, Employee Retirement	-28,832	-8,151	-8,253	-8,298	-8,387	-9,514	-8,495	-9,138	-8,777	-8,745	-8,808		-115,397	-109,862
Interest Received by Trust Funds	-4,136	-5,972	-51,422	-1,970	-3,337	-9,545	-10,144	-6,830	-55,359	-5,616	-10,536		-164,867	-182,729
<b>Rents and Royalties on the Outer Continental Shelf Lands:</b>														
Shelf Lands	-715	-571	-261	-786	-844	-328	-437	-1,104	-611	-485	-570		-6,712	-11,288
Other	-1	(**)	-1	-1	-1	-1	(**)	-1	-1	-1	-1		-7	-81,088
<b>Totals This Year:</b>														
<b>Total Outlays</b>	<b>406,374</b>	<b>500,646</b>	<b>539,943</b>	<b>486,072</b>	<b>524,548</b>	<b>691,317</b>	<b>462,340</b>	<b>547,835</b>	<b>646,085</b>	<b>496,943</b>	<b>193,875</b>		<b>5,495,977</b>	<b>.....</b>
<b>(On-Budget)</b>	<b>315,869</b>	<b>399,543</b>	<b>467,639</b>	<b>388,957</b>	<b>411,260</b>	<b>579,980</b>	<b>361,603</b>	<b>430,380</b>	<b>558,489</b>	<b>396,383</b>	<b>80,415</b>		<b>4,390,519</b>	<b>.....</b>
<b>(Off-Budget)</b>	<b>90,505</b>	<b>101,103</b>	<b>72,304</b>	<b>97,115</b>	<b>113,288</b>	<b>111,337</b>	<b>100,736</b>	<b>117,455</b>	<b>87,596</b>	<b>100,560</b>	<b>113,460</b>		<b>1,105,459</b>	<b>.....</b>
<b>Total-Surplus (+) or Deficit (-)</b>	<b>-87,874</b>	<b>-248,535</b>	<b>-85,001</b>	<b>-38,784</b>	<b>-262,434</b>	<b>-378,076</b>	<b>176,181</b>	<b>-240,348</b>	<b>-227,768</b>	<b>-220,782</b>	<b>89,256</b>		<b>-1,524,166</b>	<b>.....</b>
<b>(On-Budget)</b>	<b>-73,242</b>	<b>-229,070</b>	<b>-109,504</b>	<b>-49,928</b>	<b>-243,040</b>	<b>-369,973</b>	<b>156,775</b>	<b>-217,501</b>	<b>-284,820</b>	<b>-208,111</b>	<b>112,880</b>		<b>-1,515,535</b>	<b>.....</b>
<b>(Off-Budget)</b>	<b>-14,632</b>	<b>-19,465</b>	<b>24,503</b>	<b>11,144</b>	<b>-19,394</b>	<b>-8,104</b>	<b>19,406</b>	<b>-22,847</b>	<b>57,052</b>	<b>-12,671</b>	<b>-23,624</b>		<b>-8,631</b>	<b>.....</b>
<b>Total Borrowing from the Public</b>	<b>43,244</b>	<b>194,996</b>	<b>-36,185</b>	<b>67,209</b>	<b>21,386</b>	<b>81,031</b>	<b>-87,787</b>	<b>19,085</b>	<b>823,325</b>	<b>244,163</b>	<b>328,271</b>		<b>1,698,737</b>	<b>1,947,505</b>
<b>Total-Outlays Prior Year</b>														
<b>(On-Budget)</b>	<b>365,312</b>	<b>379,420</b>	<b>447,074</b>	<b>259,080</b>	<b>406,257</b>	<b>407,602</b>	<b>465,346</b>	<b>353,894</b>	<b>475,908</b>	<b>391,024</b>	<b>422,042</b>		<b>.....</b>	<b>4,372,959</b>
<b>(Off-Budget)</b>	<b>83,671</b>	<b>93,123</b>	<b>60,953</b>	<b>87,295</b>	<b>100,190</b>	<b>100,198</b>	<b>90,083</b>	<b>101,316</b>	<b>73,690</b>	<b>89,359</b>	<b>101,276</b>		<b>.....</b>	<b>981,152</b>
<b>Total-Surplus (+) or Deficit (-) Prior Year</b>														
<b>(On-Budget)</b>	<b>-152,677</b>	<b>-175,267</b>	<b>-46,480</b>	<b>106,321</b>	<b>-197,471</b>	<b>-182,051</b>	<b>288,476</b>	<b>-50,188</b>	<b>-121,464</b>	<b>-201,707</b>	<b>-204,498</b>		<b>.....</b>	<b>-937,007</b>
<b>(Off-Budget)</b>	<b>-12,379</b>	<b>-16,068</b>	<b>25,177</b>	<b>12,377</b>	<b>-19,118</b>	<b>-10,583</b>	<b>19,739</b>	<b>-16,034</b>	<b>32,623</b>	<b>-9,345</b>	<b>-15,098</b>		<b>.....</b>	<b>-8,708</b>

Note: Details may not add to totals due to rounding.

(\*\*) Less than absolute value of \$500,000

... No Transactions

**Table 8. Trust Fund Impact on Budget Results and Investment Holdings as of August 31, 2023**

[\$ millions]

Classification	This Month			Fiscal Year to Date			Securities Held as Investments Current Fiscal Year		
	Receipts	Outlays	Excess	Receipts	Outlays	Excess	Beginning of		Close of
							This Year	This Month	
<b>Trust Receipts, Outlays, and Investments Held:</b>									
Airport and Airway	851	1,255	-404	20,312	16,656	3,656	10,818	16,845	16,568
Black Lung Disability	25	16	10	264	173	91	.....	.....	.....
Federal Disability Insurance	13,346	12,905	441	166,366	139,568	26,798	114,679	141,085	141,533
Federal Employees Life and Health	.....	343	-343	.....	967	-967	78,297	77,554	77,350
Federal Employees Retirement	4,483	8,844	-4,361	75,410	96,643	-21,232	1,034,168	1,018,444	1,012,847
Federal Hospital Insurance	27,627	34,311	-6,684	381,482	358,881	22,601	177,397	205,718	200,139
Federal Old-Age and Survivors Insurance	78,853	103,063	-24,209	1,066,859	1,098,957	-32,098	2,723,601	2,715,754	2,691,600
Federal Supplementary Medical Insurance	50,217	52,013	-1,796	558,293	531,203	27,089	167,964	195,647	193,454
Hazardous Substance Superfund	-6	172	-178	2,925	1,486	1,439	9,360	11,114	10,991
Highways	4,907	7,082	-2,175	40,253	52,117	-11,865	127,547	120,883	118,210
Military Advances	4,624	3,244	1,380	46,484	34,895	11,589	.....	.....	.....
Military Retirement	11,526	6,328	5,197	213,995	62,538	151,457	1,194,652	1,370,839	1,375,935
Railroad Retirement	1,259	1,266	-7	16,214	14,298	1,916	2,454	3,086	2,973
Unemployment	4,003	3,281	722	51,006	32,435	18,571	73,587	81,506	84,513
Veterans Life Insurance	9	47	-38	52	376	-324	2,012	1,728	1,681
All Other Trust	1,221	1,105	116	9,481	7,310	2,170	35,940	37,427	37,724
<b>Total Trust Fund Receipts and Outlays and Investments Held from Table 6-D</b>	<b>202,946</b>	<b>235,274</b>	<b>-32,328</b>	<b>2,649,396</b>	<b>2,448,504</b>	<b>200,892</b>	<b>5,752,476</b>	<b>5,997,629</b>	<b>5,965,516</b>
Less: Interfund Transactions	75,744	75,744	.....	1,103,986	1,103,986	.....	.....	.....	.....
Trust Fund Receipts and Outlays on the Basis of Tables 4 & 5	127,202	159,530	-32,328	1,545,409	1,344,517	200,892			
<b>Total Federal Fund Receipts and Outlays</b>	<b>156,010</b>	<b>34,426</b>	<b>121,584</b>	<b>2,427,372</b>	<b>4,152,430</b>	<b>-1,725,058</b>			
Less: Interfund Transactions	82	82	.....	970	970	.....			
Federal Fund Receipts and Outlays on the Basis of Table 4 & 5	155,928	34,345	121,584	2,426,402	4,151,460	-1,725,058			
<b>Net Budget Receipts &amp; Outlays</b>	<b>283,130</b>	<b>193,875</b>	<b>89,256</b>	<b>3,971,811</b>	<b>5,495,977</b>	<b>-1,524,166</b>			

Note: Details may not add to totals due to rounding.

Note: Interfund receipts and outlays are transactions between Federal funds and trust funds such as Federal payments and contributions, and interest and profits on investments in Federal securities. They have no net effect on overall budget

receipts and outlays since the receipt side of such transactions is offset against budget outlays. In this table, Interfund receipts are shown as an adjustment to arrive at total receipts and outlays of trust funds respectively.  
... No Transactions

**Table 9. Summary of Receipts by Source, and Outlays by Function of the U.S. Government, August 2023 and Other Periods**

[\$ millions]

Classification	This Month	Fiscal Year to Date	Comparable Period Prior Fiscal Year
<b>Receipts</b>			
Individual Income Taxes	130,261	1,955,460	2,404,419
Corporation Income Taxes	4,311	324,456	318,924
Social Insurance and Retirement Receipts:			
Employment and General Retirement	116,898	1,428,729	1,284,878
Unemployment Insurance	4,016	49,154	66,098
Other Retirement	561	6,185	5,668
Excise Taxes	8,446	68,606	76,048
Estate and Gift Taxes	2,877	31,839	29,088
Customs Duties	6,325	73,659	91,167
Miscellaneous Receipts	9,435	33,724	132,107
<b>Total</b>	<b>283,130</b>	<b>3,971,811</b>	<b>4,408,396</b>
<b>Net Outlays</b>			
National Defense	70,285	736,207	685,541
International Affairs	3,681	61,480	63,754
General Science, Space, and Technology	4,014	36,817	33,845
Energy	-979	-1,299	-7,148
Natural Resources and Environment	6,262	43,154	36,137
Agriculture	2,368	33,393	32,541
Commerce and Housing Credit	1,964	54,198	-12,801
Transportation	12,655	112,425	117,379
Community and Regional Development	4,998	82,469	67,694
Education, Training, Employment, and Social Services	-316,031	-29,704	227,301
Health	71,270	812,220	837,115
Medicare	73,141	729,959	651,113
Income Security	50,513	716,451	807,131
Social Security	115,966	1,238,323	1,115,151
Veterans Benefits and Services	25,837	258,626	238,737
Administration of Justice	6,480	74,039	65,270
General Government	2,003	29,241	126,092
Net Interest	68,824	630,087	471,496
Undistributed Offsetting Receipts	-9,378	-122,109	-202,237
<b>Total</b>	<b>193,875</b>	<b>5,495,977</b>	<b>5,354,111</b>

Note: Details may not add to totals due to rounding.

# Explanatory Notes

## 1. Flow of Data into Monthly Treasury Statement

The *Monthly Treasury Statement (MTS)* is assembled from data in the central accounting system. The major sources of data include monthly accounting reports by Federal entities and disbursing officers, and daily reports from the Federal Reserve banks. These reports detail accounting transactions affecting receipts and outlays of the Federal Government and off-budget Federal entities, and their related effect on the assets and liabilities of the U.S. Government. Information is presented in the *MTS* on a modified cash basis.

## 2. Notes on Receipts

Receipts included in the report are classified into the following major categories: (1) budget receipts and (2) offsetting collections (also called applicable receipts). Budget receipts are collections from the public that result from the exercise of the Government's sovereign or governmental powers, excluding receipts offset against outlays. These collections, also called governmental receipts, consist mainly of tax receipts (including social insurance taxes), receipts from court fines, certain licenses, and deposits of earnings by the Federal Reserve System. Refunds of receipts are treated as deductions from gross receipts.

Offsetting collections are from other Government accounts or the public that are of a business-type or market-oriented nature. They are classified into two major categories: (1) offsetting collections credited to appropriations or fund accounts, and (2) offsetting receipts (i.e., amounts deposited in receipt accounts). Collections credited to appropriation or fund accounts normally can be used without appropriation action by Congress. These occur in two instances: (1) when authorized by law, amounts collected for materials or services are treated as reimbursements to appropriations and (2) in the three types of revolving funds (public enterprise, intra governmental, and trust); collections are netted against spending, and outlays are reported as the net amount.

Offsetting receipts in receipt accounts cannot be used without being appropriated. They are subdivided into two categories: (1) proprietary receipts - these collections are from the public and they are offset against outlays by agency and by function, and (2) intra governmental funds - these are payments into receipt accounts from Governmental appropriation or fund accounts. The transactions may be intrabudgetary when the payment and receipt both occur within the budget or from receipts from off-budget Federal entities in those cases where payment is made by a Federal entity whose budget authority and outlays are excluded from the budget totals.

Intrabudgetary transactions are subdivided into three categories: (1) interfund transactions, where the payments are from one fund group (either Federal funds or trust funds) to a receipt account in the other fund group; (2) Federal intrafund transactions, where the payments and receipts both occur within the Federal fund group; and (3) trust intrafund transactions, where the payments and receipts both occur within the trust fund group.

Offsetting receipts are generally deducted from budget authority and outlays by function, by subfunction, or by agency. There are four types of receipts, however, that are deducted from budget totals as undistributed offsetting receipts. They are: (1) agencies' payments (including payments by off-budget Federal entities) as employers into employees retirement funds, (2) interest received by trust funds, (3) rents and royalties on the Outer Continental Shelf lands, and (4) other interest (i.e., interest collected on Outer Continental Shelf money in deposit funds when such money is transferred into the budget).

## 3. Notes on Outlays

Outlays are generally accounted for on the basis of checks issued, electronic funds transferred, or cash payments made. Certain outlays do not require issuance of cash or checks. An example is charges made against appropriations for that part of employees' salaries withheld for taxes or savings bond allotments - these are counted as payments to the employee and credits for whatever purpose the money was withheld. Outlays are stated net of offsetting collections (including receipts of revolving and management funds) and of refunds. Interest on the public debt (public issues) is recognized on the accrual basis. Federal credit programs subject to the Federal Credit Reform Act of 1990 use the cash

basis of accounting and are divided into two components. The portion of the credit activities that involve a cost to the Government (mainly subsidies) is included within the budget program accounts. The remaining portion of the credit activities are in non-budget financing accounts. Outlays of off-budget Federal entities are excluded by law from budget totals. However, they are shown separately and combined with the on-budget outlays to display total Federal outlays.

## 4. Processing

The data on payments and collections are reported by account symbol into the central accounting system. In turn, the data are extracted from this system for use in the preparation of the *MTS*.

There are two major checks which are conducted to assure consistency of the data reported:

1. Verification of payment data. The monthly payment activity reported by Federal entities on the Statements of Transactions is compared to the payment activity of Federal entities as reported by disbursing officers.
2. Verification of collection data. Reported collections appearing on Statements of Transactions are compared to deposits as reported by Federal Reserve Banks.

## 5. Other Sources of Information About Federal Government Financial Activities

- *A Glossary of Terms Used in the Federal Budget Process, 2005* (Available from the U.S. Government Accountability Office, at calling 202-512-6000. This glossary provides a basic reference document of standardized definitions of terms used by the Federal Government in the budget making process).
- *Daily Treasury Statement* (Available on the internet at <https://fiscaldata.treasury.gov/datasets/daily-treasury-statement/operating-cash-balance>). *The Daily Treasury Statement* is published each working day of the Federal Government and provides data on the cash and debt operations of the Treasury.
- *Monthly Statement of the Public Debt of the United States* (Available on the internet at <https://fiscaldata.treasury.gov/datasets/monthly-statement-public-debt/summary-of-treasury-securities-outstanding>). This publication provides detailed information concerning the public debt.
- *Treasury Bulletin* (Available from GPO, Washington, D.C. 20401 on a subscription or single copy and on the internet at <https://www.fiscal.treasury.gov/reports-statements/treasury-bulletin/>). Quarterly, contains a mix of narrative, tables, and charts on Treasury issues, Federal financial operations, international statistics, and special reports.
- *Budget of the United States Government, Fiscal Year 20\_\_* (Available from GPO, Washington, D.C. 20401 on a subscription basis only and on the internet at <http://www.access.gpo.gov/usbudget>). This publication is a single volume which provides budget information and contains:
  - *Appendix, The Budget of the United States Government, FY 20*
  - *The United States Budget in Brief, FY 20*
  - *Analytical Perspectives*
  - *Historical Tables*
- *Combined Statement of Receipts, Outlays, and Balances of the United States Government* (Available from Bureau of the Fiscal Service, U.S. Department of Treasury, Washington, D.C. 20227 and on the internet at <https://www.fiscal.treasury.gov/reports-statements/combined-statement/>). This report includes budgetary results at the summary level and presents individual receipt and appropriation accounts at the detail level.

**Scheduled Release**

**The release date for the September 2023 Statement is subject  
to completion of year-end reporting requirements.**

Internet service subscribers can access the current issue of the Monthly Treasury Statement through the  
Bureau of the Fiscal Service's website:

[http://www.fiscal.treasury.gov/fsreports/rpt/mthTreasStmnt/mthTreasStmnt\\_home.htm](http://www.fiscal.treasury.gov/fsreports/rpt/mthTreasStmnt/mthTreasStmnt_home.htm)