



# Monthly Treasury Statement

## of Receipts and Outlays of the United States Government

For Fiscal Year 2015 Through August 31, 2015, and Other Periods

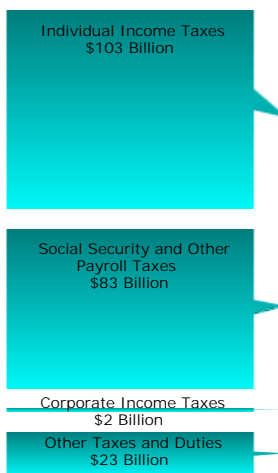
### Highlight

**Outlays for Military active duty and retirement, Veteran's benefits, Supplemental Security Income, and Medicare payments to Health Maintenance Organizations and prescription drug plans were accelerated into July because August 1, 2015, the normal payment date, fell on a non-business day.**


**The budget estimates provided in Tables 2 and 3 are based on the Mid-Session Review of the FY 2016 Budget, which was released by the Office of Management and Budget on July 14, 2015.**

### Receipts, Outlays, and Surplus/Deficit for August 2015

Receipts by Source:



Outlays by Function:

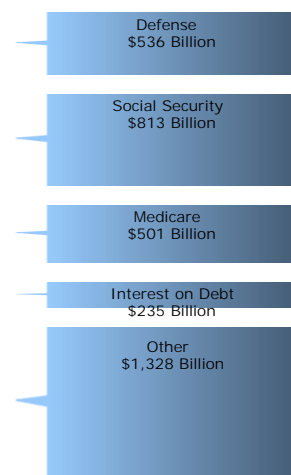


### Cumulative Receipts, Outlays, and Surplus/Deficit through Fiscal Year 2015

Receipts by Source:



Outlays by Function:



Compiled and Published by

*Department of the Treasury*  
**Bureau of the Fiscal Service**

## Contents

Summary	Page 2	Receipts/Outlays by Month	Page 31
Receipts	Page 6	Federal Trust Funds/Securities	Page 33
Outlays	Page 7	Receipts by Source/Outlays by Function	Page 34
Means of Financing	Page 21	Explanatory Notes	Page 35

## Introduction

The *Monthly Treasury Statement of Receipts and Outlays of the United States Government (MTS)* is prepared by the Bureau of the Fiscal Service, Department of the Treasury and, after approval by the Fiscal Assistant Secretary of the Treasury, is normally released on the 8th workday of the month following the reporting month. The publication is based on data provided by Federal entities, disbursing officers, and Federal Reserve banks.

### AUDIENCE

The *MTS* is published to meet the needs of those responsible for or interested in the cash position of the Treasury, those who are responsible or interested in the Government's budget results; and individuals and businesses whose operations depend upon or are related to the Government's financial operations.

### DISCLOSURE STATEMENT

This statement summarizes the financial activities of the Federal Government and off-budget Federal entities conducted in accordance with the Budget of the U.S. Government, i.e., receipts and outlays of funds, the surplus or deficit, and the means of financing the deficit or disposing of the surplus. Information is presented on a modified cash basis; receipts are accounted for on the basis of collections; refunds of receipts are treated as deductions from gross receipts; revolving and

management fund receipts, reimbursements and refunds of monies previously expended are treated as deductions from gross outlays; and interest on the public debt (public issues) is recognized on the accrual basis. Major information sources include accounting data reported by Federal entities, disbursing officers, and Federal Reserve banks.

### TRIAD OF PUBLICATIONS

The *MTS* is part of a triad of Treasury financial reports. The *Daily Treasury Statement* is published each working day of the Federal Government. It provides data on the cash and debt operations of the Treasury based upon reporting of the Treasury account balances by Federal Reserve banks. The *MTS* is a report of Government receipts and outlays, based on agency reporting. The *Combined Statement of Receipts, Outlays, and Balances of the United States Government* is the official publication of the detailed receipts and outlays of the Government. It is published annually in accordance with legislative mandates given to the Secretary of the Treasury.

### DATA SOURCES AND INFORMATION

The Explanatory Notes section of this publication provides information concerning the flow of data into the *MTS* and sources of information relevant to the *MTS*.

**Table 1. Summary of Receipts, Outlays, and the Deficit/Surplus of the U.S. Government, Fiscal Years 2014 and 2015, by Month**

	[\$ millions]		
Period	Receipts	Outlays	Deficit/Surplus (-)
<b>FY 2014</b>			
October	198,927	289,511	90,584
November	182,453	317,679	135,226
December	285,041	231,821	-53,220
January	295,997	306,247	10,250
February	144,349	337,880	193,532
March	215,846	252,741	36,895
April	414,237	307,383	-106,853
May	199,889	329,860	129,971
June	323,646	253,127	-70,519
July	214,493	309,113	94,621
August	194,248	322,925	128,677
September	351,245	245,441	-105,803
<b>Year-to-Date</b>	<b>3,020,371</b>	<b>3,503,730</b>	<b>483,359</b>
<b>FY 2015</b>			
October	212,719	334,432	121,713
November	191,436	248,254	56,818
December	335,327	333,463	-1,864
January	306,742	324,289	17,546
February	139,388	331,738	192,350
March	234,187	287,105	52,918
April	471,801	315,092	-156,709
May	212,386	296,454	84,068
June	342,933	292,447	-50,487
July	225,493	374,680	149,187
August	210,837	275,257	64,421
<b>Year-to-Date</b>	<b>2,883,250</b>	<b>3,413,210</b>	<b>529,960</b>

Note: Details may not add to totals due to rounding.

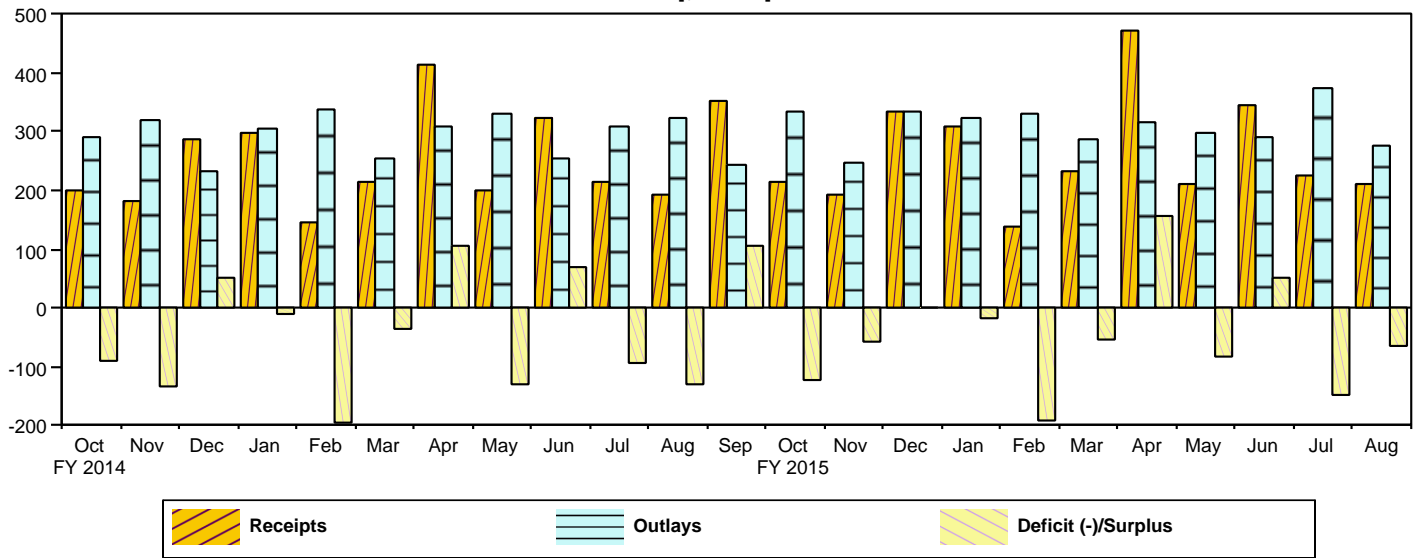
**Table 2. Summary of Budget and Off-Budget Results and Financing of the U.S. Government, August 2015 and Other Periods**

[\$ millions]					
Classification	This Month	Current Fiscal Year to Date	Budget Estimates Full Fiscal Year <sup>1</sup>	Comparable Prior Period Year to Date (2014)	Budget Estimates Next Fiscal Year (2016) <sup>1</sup>
<b>Total On-Budget and Off-Budget Results:</b>					
Total Receipts	210,837	2,883,250	3,248,469	2,669,126	3,557,448
On-Budget Receipts	151,537	2,178,094	2,477,146	1,994,788	2,749,302
Off-Budget Receipts	59,300	705,156	771,323	674,338	808,146
Total Outlays	275,257	3,413,210	3,702,980	3,258,288	3,986,800
On-Budget Outlays	201,935	2,742,759	2,959,432	2,621,913	3,201,423
Off-Budget Outlays	73,323	670,451	743,548	636,375	785,377
Total Surplus (+) or Deficit (-)	-64,421	-529,960	-454,511	-589,162	-429,352
On-Budget Surplus (+) or Deficit (-)	-50,398	-564,665	-482,286	-627,125	-452,121
Off-Budget Surplus (+) or Deficit (-)	-14,023	+34,705	+27,775	+37,963	+22,769
Total On-Budget and Off-Budget Financing	64,421	529,960	454,511	589,162	429,352
<b>Means of Financing:</b>					
Borrowing from the Public	-16,187	334,274	631,019	746,482	563,205
Reduction of Operating Cash, Increase (-)	78,195	26,515	-41,698	39,722	.....
By Other Means	2,412	169,171	-134,810	-197,042	-133,853

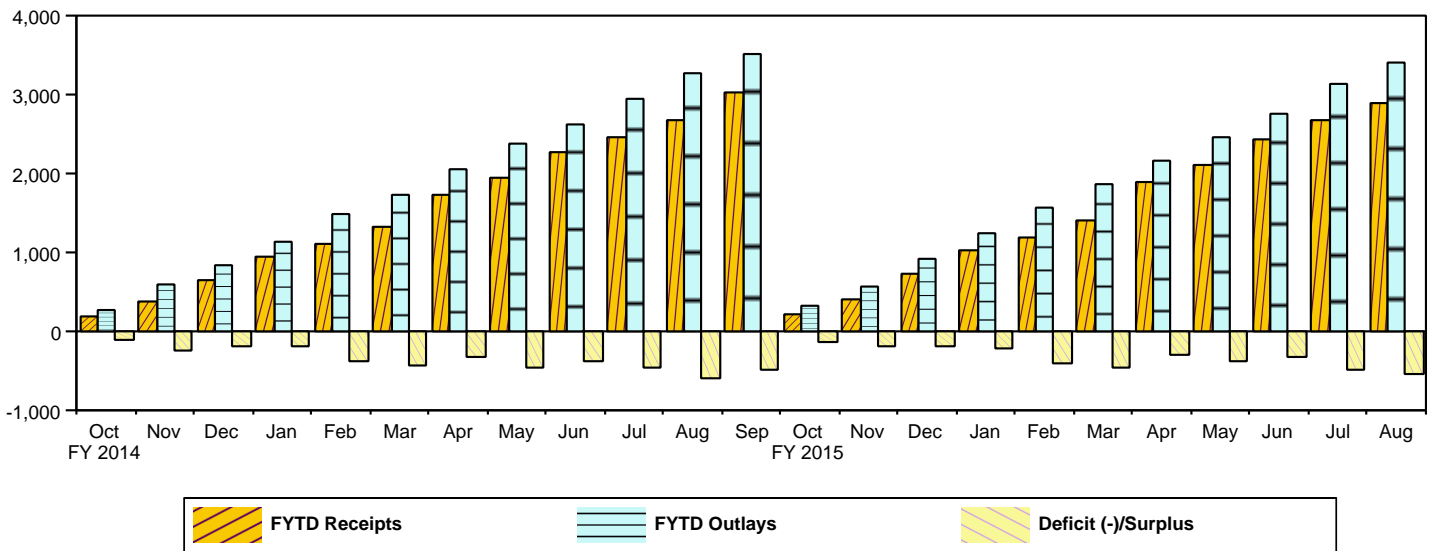
<sup>1</sup> These estimates are based on the Mid-Session Review of the FY 2016 Budget, released by the Office of Management and Budget on July 14, 2015.

Note: Details may not add to totals due to rounding.  
... No Transactions

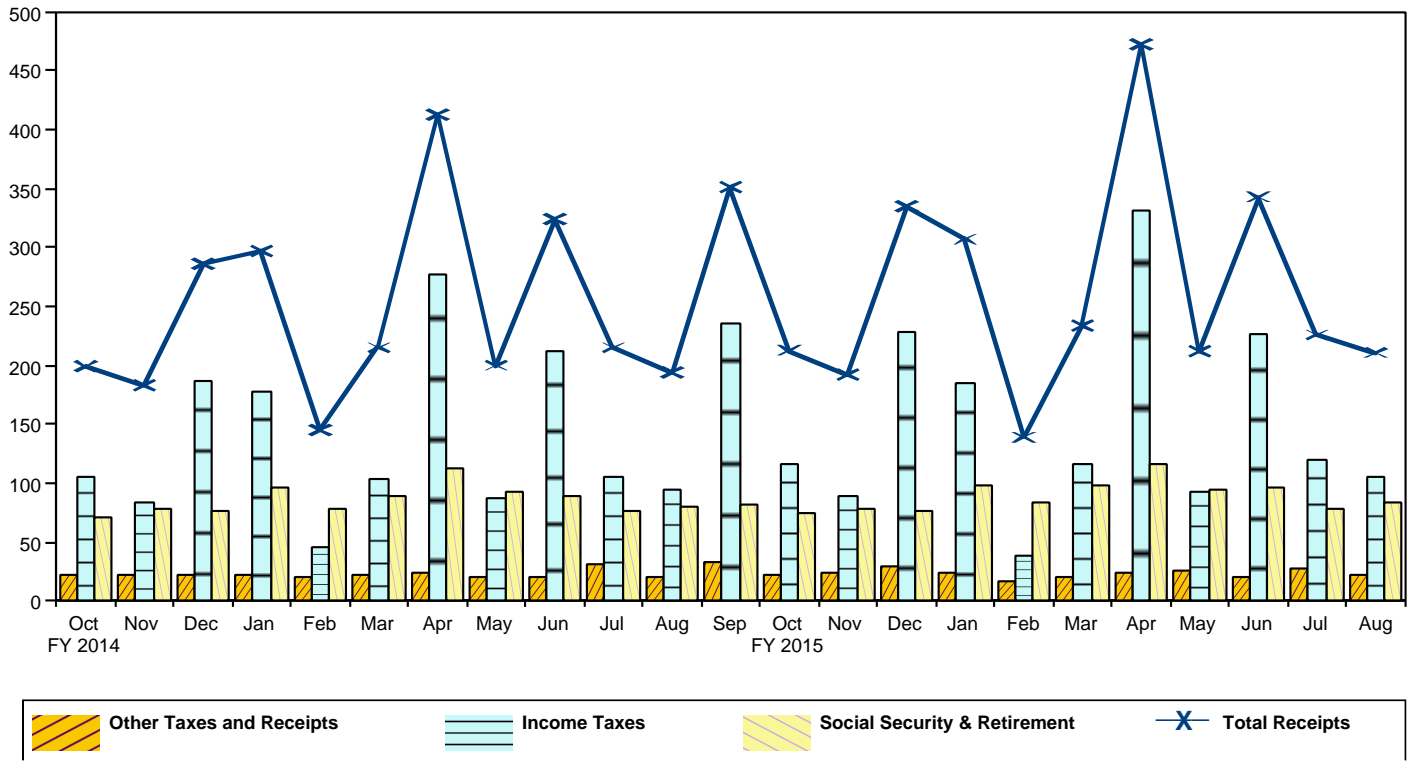
**Figure 1. Monthly Receipts, Outlays, and Budget Deficit/Surplus of the U.S. Government, Fiscal Years 2014 and 2015**  
[\$ billions]



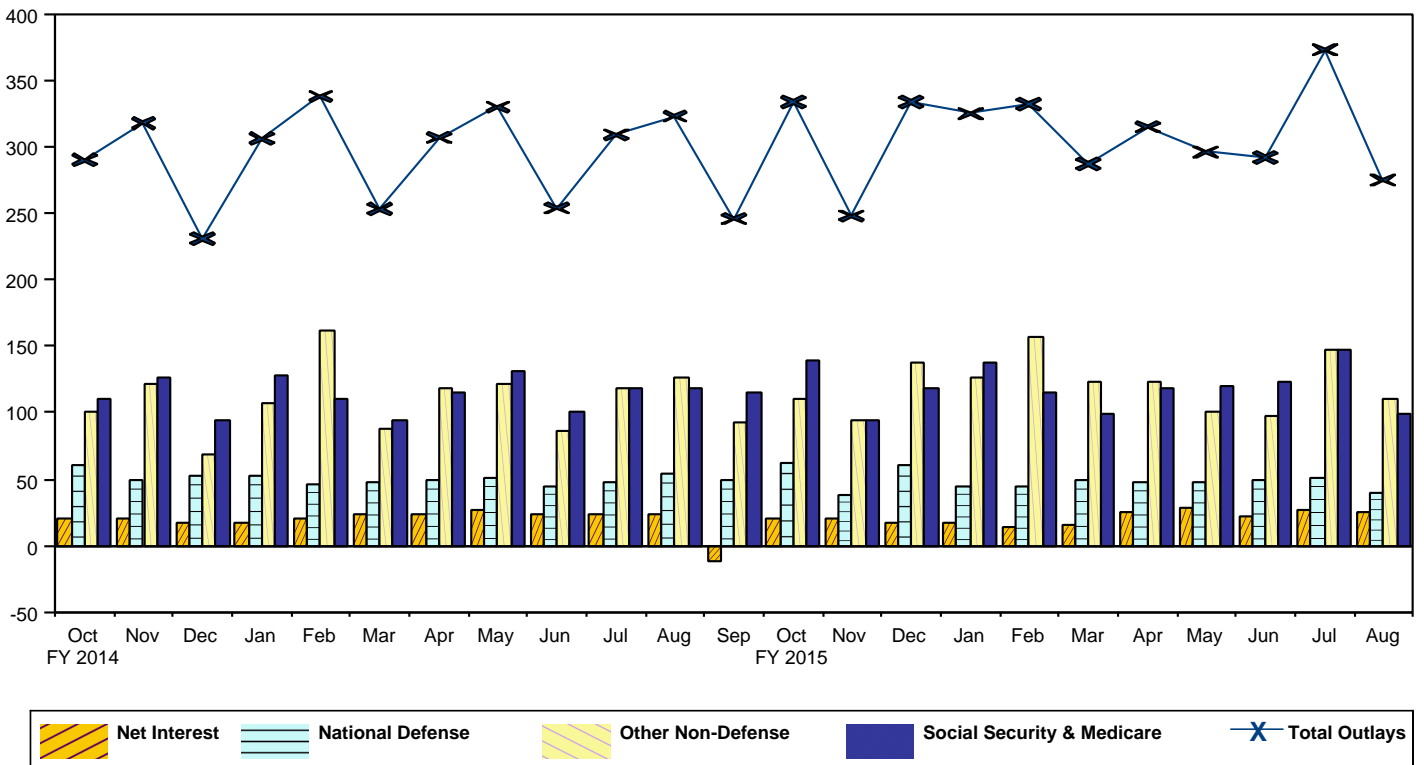
**Figure 2. Monthly Receipts, Outlays, and Budget Deficit/Surplus of the U.S. Government, Cumulative, Fiscal Years 2014 and 2015**  
[\$ billions]



**Figure 3. Monthly Receipts of the U.S. Government, by Source, Fiscal Years 2014 and 2015**  
[\$ billions]



**Figure 4. Monthly Outlays of the U.S. Government, by Function, Fiscal Years 2014 and 2015**  
[\$ billions]



**Table 3. Summary of Receipts and Outlays of the U.S. Government, August 2015 and Other Periods**

[\$ millions]				
Classification	This Month	Current Fiscal Year to Date	Comparable Prior Period Year to Date	Budget Estimates Full Fiscal Year <sup>1</sup>
<b>Budget Receipts</b>				
Individual Income Taxes	102,625	1,379,255	1,233,274	1,540,274
Corporation Income Taxes	2,319	268,387	247,200	346,895
Social Insurance and Retirement Receipts:				
Employment and General Retirement (Off-Budget)	59,300	705,156	674,338	771,323
Employment and General Retirement (On-Budget)	18,122	218,029	209,281	240,458
Unemployment Insurance	5,387	50,969	54,591	54,980
Other Retirement	318	3,347	3,155	3,660
Excise Taxes	7,766	74,732	73,051	96,146
Estate and Gift Taxes	1,265	17,687	17,702	19,660
Customs Duties	1,908	31,843	30,902	36,332
Miscellaneous Receipts	11,827	133,845	125,633	138,741
<b>Total Receipts</b>	<b>210,837</b>	<b>2,883,250</b>	<b>2,669,126</b>	<b>3,248,469</b>
<b>(On-Budget)</b>	<b>151,537</b>	<b>2,178,094</b>	<b>1,994,788</b>	<b>2,477,146</b>
<b>(Off-Budget)</b>	<b>59,300</b>	<b>705,156</b>	<b>674,338</b>	<b>771,323</b>
<b>Budget Outlays</b>				
Legislative Branch	431	3,973	3,734	4,899
Judicial Branch	564	6,499	6,272	7,567
Department of Agriculture	9,752	129,894	133,709	144,654
Department of Commerce	913	8,045	7,051	9,855
Department of Defense--Military Programs	38,137	510,049	530,850	566,426
Department of Education	6,445	80,574	58,198	92,295
Department of Energy	1,682	22,866	20,990	25,892
Department of Health and Human Services	70,491	945,221	853,455	1,029,859
Department of Homeland Security	4,151	38,753	38,680	41,164
Department of Housing and Urban Development	2,862	36,671	35,719	36,378
Department of the Interior	854	10,757	10,042	13,189
Department of Justice	3,024	24,360	25,457	30,647
Department of Labor	3,848	41,438	52,521	46,548
Department of State	2,090	22,034	22,597	29,310
Department of Transportation	7,311	65,760	67,504	77,099
Department of the Treasury:				
Interest on Treasury Debt Securities (Gross)	30,726	381,346	409,974	396,407
Other	5,370	118,832	48,683	77,376
Department of Veterans Affairs	7,227	145,179	141,929	157,921
Corps of Engineers	520	6,057	5,973	6,782
Other Defense Civil Programs	-250	57,561	56,253	64,742
Environmental Protection Agency	690	6,254	8,710	7,097
Executive Office of the President	34	359	341	400
General Services Administration	-25	-901	-614	-1,556
International Assistance Programs	1,152	19,452	17,986	19,942
National Aeronautics and Space Administration	1,473	16,516	15,522	18,097
National Science Foundation	714	6,139	6,196	7,082
Office of Personnel Management	7,526	83,571	80,246	96,508
Small Business Administration	94	-846	105	-571
Social Security Administration	74,994	864,779	833,852	946,402
Independent Agencies	2,055	13,352	5,646	17,388
Allowances	.....	.....	.....	500
Undistributed Offsetting Receipts:				
Interest	-3,512	-141,506	-157,996	-137,811
Other	-6,087	-109,828	-81,295	-129,508
<b>Total Outlays</b>	<b>275,257</b>	<b>3,413,210</b>	<b>3,258,288</b>	<b>3,702,980</b>
<b>(On-Budget)</b>	<b>201,935</b>	<b>2,742,759</b>	<b>2,621,913</b>	<b>2,959,432</b>
<b>(Off-Budget)</b>	<b>73,323</b>	<b>670,451</b>	<b>636,375</b>	<b>743,548</b>
<b>Surplus (+) or Deficit (-)</b>	<b>-64,421</b>	<b>-529,960</b>	<b>-589,162</b>	<b>-454,511</b>
<b>(On-Budget)</b>	<b>-50,398</b>	<b>-564,665</b>	<b>-627,125</b>	<b>-482,286</b>
<b>(Off-Budget)</b>	<b>-14,023</b>	<b>+34,705</b>	<b>+37,963</b>	<b>+27,775</b>

<sup>1</sup> These estimates are based on the Mid-Session Review of the FY 2016 Budget, released by the Office of Management and Budget on July 14, 2015.

Note: Details may not add to totals due to rounding.  
... No Transactions

**Table 4. Receipts of the U.S. Government, August 2015 and Other Periods**

Classification	This Month			Current Fiscal Year to Date			Prior Fiscal Year to Date		
	Gross Receipts	Refunds (Deduct)	Receipts	Gross Receipts	Refunds (Deduct)	Receipts	Gross Receipts	Refunds (Deduct)	Receipts
<b>Individual Income Taxes</b>									
Withheld	98,074			1,130,717			1,054,737		
Presidential Election Campaign Fund	(**)			30			29		
Other	7,378			479,358			407,265		
<b>Total -- Individual Income Taxes</b>	<b>105,452</b>	<b>2,827</b>	<b>102,625</b>	<b>1,610,105</b>	<b>230,850</b>	<b>1,379,255</b>	<b>1,462,031</b>	<b>228,758</b>	<b>1,233,274</b>
<b>Corporation Income Taxes</b>									
	<b>4,809</b>	<b>2,490</b>	<b>2,319</b>	<b>311,514</b>	<b>43,128</b>	<b>268,387</b>	<b>277,511</b>	<b>30,311</b>	<b>247,200</b>
<b>Social Insurance and Retirement Receipts:</b>									
Employment and General Retirement:									
Federal Old-Age and Survivors Insurance Trust Fund:									
Federal Insurance Contributions Act Taxes	50,020	.....	50,020	565,598	.....	565,598	542,801	.....	542,801
Self-Employment Contributions Act Taxes	672	.....	672	32,864	.....	32,864	31,555	.....	31,555
Adjustments Attributable to Prior Years	.....	.....	.....	4,335	.....	4,335	2,097	.....	2,097
<b>Total -- Federal Old-Age and Survivors Insurance Trust Fund</b>	<b>50,692</b>	<b>.....</b>	<b>50,692</b>	<b>602,797</b>	<b>.....</b>	<b>602,797</b>	<b>576,453</b>	<b>.....</b>	<b>576,453</b>
Federal Disability Insurance Trust Fund:									
Federal Insurance Contributions Act Taxes	8,494	.....	8,494	96,044	.....	96,044	92,173	.....	92,173
Self-Employment Contributions Act Taxes	114	.....	114	5,581	.....	5,581	5,361	.....	5,361
Adjustments Attributable to Prior Years	.....	.....	.....	734	.....	734	351	.....	351
<b>Total -- Federal Disability Insurance Trust Fund</b>	<b>8,608</b>	<b>.....</b>	<b>8,608</b>	<b>102,359</b>	<b>.....</b>	<b>102,359</b>	<b>97,885</b>	<b>.....</b>	<b>97,885</b>
Federal Hospital Insurance Trust Fund:									
Federal Insurance Contributions Act Taxes	17,281	.....	17,281	195,902	.....	195,902	187,322	.....	187,322
Self-Employment Contributions Act Taxes	298	.....	298	15,242	.....	15,242	15,026	.....	15,026
Receipts from Railroad Retirement Board	.....	.....	.....	565	.....	565	581	.....	581
Adjustments Attributable to Prior Years	.....	.....	.....	906	.....	906	1,483	.....	1,483
<b>Total -- Federal Hospital Insurance Trust Fund</b>	<b>17,579</b>	<b>.....</b>	<b>17,579</b>	<b>212,615</b>	<b>.....</b>	<b>212,615</b>	<b>204,412</b>	<b>.....</b>	<b>204,412</b>
Railroad Retirement:									
Rail Pension and Supplemental Annuity	269	(**)	269	3,078	1	3,077	2,793	8	2,785
Social Security Equivalent Account	274	(**)	274	2,337	1	2,336	2,092	8	2,084
<b>Total -- Employment and General Retirement</b>	<b>77,422</b>	<b>(**)</b>	<b>77,422</b>	<b>923,186</b>	<b>1</b>	<b>923,185</b>	<b>883,635</b>	<b>16</b>	<b>883,619</b>
Unemployment Insurance:									
Deposits by States	5,401	.....	5,401	42,007	.....	42,007	46,096	.....	46,096
Federal Unemployment Taxes	26	41	-15	9,058	170	8,887	8,585	126	8,459
Railroad Unemployment Taxes	1	.....	1	75	.....	75	35	.....	35
<b>Total -- Unemployment Insurance</b>	<b>5,428</b>	<b>41</b>	<b>5,387</b>	<b>51,140</b>	<b>170</b>	<b>50,969</b>	<b>54,716</b>	<b>126</b>	<b>54,591</b>
Other Retirement:									
Federal Employees' Retirement--Employee Share	316	.....	316	3,326	.....	3,326	3,132	.....	3,132
Non-Federal Employees Retirement	2	.....	2	21	.....	21	23	.....	23
<b>Total -- Other Retirement</b>	<b>318</b>	<b>.....</b>	<b>318</b>	<b>3,347</b>	<b>.....</b>	<b>3,347</b>	<b>3,155</b>	<b>.....</b>	<b>3,155</b>
<b>Total -- Social Insurance and Retirement Receipts</b>	<b>83,169</b>	<b>41</b>	<b>83,127</b>	<b>977,673</b>	<b>171</b>	<b>977,501</b>	<b>941,507</b>	<b>142</b>	<b>941,365</b>
<b>Excise Taxes:</b>									
Miscellaneous Excise Taxes	3,318	79	3,239	31,837	4,208	27,629	31,823	4,102	27,721
Airport and Airway Trust Fund	1,077	.....	1,077	12,193	17	12,176	11,552	14	11,537
Highway Trust Fund	3,414	.....	3,414	34,433	.....	34,433	33,294	.....	33,294
Black Lung Disability Trust Fund	35	.....	35	494	.....	494	499	.....	499
<b>Total -- Excise Taxes</b>	<b>7,844</b>	<b>79</b>	<b>7,766</b>	<b>78,956</b>	<b>4,225</b>	<b>74,732</b>	<b>77,167</b>	<b>4,117</b>	<b>73,051</b>
<b>Estate and Gift Taxes</b>									
	<b>1,333</b>	<b>68</b>	<b>1,265</b>	<b>18,432</b>	<b>745</b>	<b>17,687</b>	<b>18,504</b>	<b>802</b>	<b>17,702</b>
<b>Customs Duties</b>									
	<b>2,993</b>	<b>1,086</b>	<b>1,908</b>	<b>34,267</b>	<b>2,424</b>	<b>31,843</b>	<b>32,201</b>	<b>1,299</b>	<b>30,902</b>
<b>Miscellaneous Receipts:</b>									
Deposit of Earnings, Federal Reserve System	8,462	.....	8,462	86,638	.....	86,638	92,011	.....	92,011
Universal Service Fund	803	.....	803	8,759	.....	8,759	9,005	.....	9,005
All Other	2,567	5	2,562	38,476	28	38,448	24,650	33	24,616
<b>Total -- Miscellaneous Receipts</b>	<b>11,832</b>	<b>5</b>	<b>11,827</b>	<b>133,873</b>	<b>28</b>	<b>133,845</b>	<b>125,666</b>	<b>33</b>	<b>125,633</b>
<b>Total -- Receipts</b>	<b>217,433</b>	<b>6,596</b>	<b>210,837</b>	<b>3,164,821</b>	<b>281,570</b>	<b>2,883,250</b>	<b>2,934,587</b>	<b>265,461</b>	<b>2,669,126</b>
<b>Total -- On-Budget</b>	<b>158,133</b>	<b>6,596</b>	<b>151,537</b>	<b>2,459,665</b>	<b>281,570</b>	<b>2,178,094</b>	<b>2,260,249</b>	<b>265,461</b>	<b>1,994,788</b>
<b>Total -- Off-Budget</b>	<b>59,300</b>	<b>.....</b>	<b>59,300</b>	<b>705,156</b>	<b>.....</b>	<b>705,156</b>	<b>674,338</b>	<b>.....</b>	<b>674,338</b>

Note: Details may not add to totals due to rounding.  
... No Transactions

(\*\*) Less than absolute value of \$500,000

**Table 5. Outlays of the U.S. Government, August 2015 and Other Periods**

Classification	This Month			Current Fiscal Year to Date			Prior Fiscal Year to Date		
	Gross Outlays	Applicable Receipts	Outlays	Gross Outlays	Applicable Receipts	Outlays	Gross Outlays	Applicable Receipts	Outlays
<b>Legislative Branch:</b>									
Senate	80	(**)	80	779	2	777	740	2	738
House of Representatives	98	(**)	97	1,133	2	1,131	1,116	2	1,114
Joint Items	1	.....	1	16	.....	16	16	.....	16
Capitol Police	38	.....	38	312	.....	312	285	.....	285
Congressional Budget Office	5	.....	5	42	.....	42	38	.....	38
Architect of the Capitol	60	(**)	60	498	4	494	397	4	393
Library of Congress	68	1	67	544	9	536	511	9	502
Government Printing Office	9	.....	9	108	.....	108	121	.....	121
Government Accountability Office	64	.....	64	478	.....	478	443	.....	443
United States Tax Court	4	.....	4	48	.....	48	52	.....	52
Other Legislative Branch Agencies	6	.....	6	49	.....	49	54	.....	54
Proprietary Receipts from the Public	.....	(**)	(**)	.....	11	-11	.....	12	-12
Intrabudgetary Transactions	(**)	.....	(**)	-7	.....	-7	-10	.....	-10
Offsetting Governmental Receipts	.....	(**)	(**)	.....	(**)	(**)	.....	(**)	(**)
<b>Total--Legislative Branch</b>	<b>433</b>	<b>2</b>	<b>431</b>	<b>4,001</b>	<b>28</b>	<b>3,973</b>	<b>3,763</b>	<b>30</b>	<b>3,734</b>
<b>Judicial Branch:</b>									
Supreme Court of the United States	6	.....	6	77	.....	77	90	.....	90
Courts of Appeals, District Courts, and Other Judicial Services	572	.....	572	6,751	.....	6,751	6,431	.....	6,431
Other	14	.....	14	427	.....	427	399	.....	399
Proprietary Receipts from the Public	.....	23	-23	.....	143	-143	.....	144	-144
Intrabudgetary Transactions	-5	.....	-5	-613	.....	-613	-503	.....	-503
<b>Total--Judicial Branch</b>	<b>587</b>	<b>23</b>	<b>564</b>	<b>6,643</b>	<b>143</b>	<b>6,499</b>	<b>6,416</b>	<b>144</b>	<b>6,272</b>
<b>Department of Agriculture:</b>									
Agricultural Research Service	122	.....	122	1,028	.....	1,028	947	.....	947
National Institute of Food and Agriculture:									
Research and Education Activities	69	.....	69	674	.....	674	652	.....	652
Extension Activities	29	.....	29	417	.....	417	413	.....	413
Other	12	.....	12	93	.....	93	99	.....	99
Animal and Plant Health Inspection Service	253	.....	253	1,443	.....	1,443	921	.....	921
Food Safety and Inspection Service	110	.....	110	907	.....	907	870	.....	870
Agricultural Marketing Service	67	.....	67	992	.....	992	699	.....	699
Risk Management Agency:									
Administrative and Operating Expenses	8	.....	8	69	.....	69	58	.....	58
Federal Crop Insurance Corporation Fund	484	212	272	9,600	327	9,273	11,654	1,016	10,638
Farm Service Agency:									
Salaries and Expenses	163	.....	163	1,138	.....	1,138	936	.....	936
USDA Supplemental Assistance	(**)	.....	(**)	2	.....	2	2	.....	2
Agricultural Disaster Relief Fund	(**)	.....	(**)	1	.....	1	36	.....	36
Commodity Credit Corporation	220	509	-289	12,008	5,391	6,617	17,384	6,514	10,870
Tobacco Trust Fund	(**)	.....	(**)	233	.....	233	849	.....	849
Agricultural Credit Insurance Fund	6	5	1	426	89	336	582	115	467
Other	1	.....	1	94	.....	94	58	.....	58
<b>Total--Farm Service Agency</b>	<b>391</b>	<b>513</b>	<b>-122</b>	<b>13,902</b>	<b>5,480</b>	<b>8,421</b>	<b>19,847</b>	<b>6,629</b>	<b>13,218</b>
Natural Resources Conservation Service:									
Conservation Operations	67	.....	67	678	.....	678	693	.....	693
Farm Security and Rural Investment Programs	181	.....	181	2,593	.....	2,593	2,477	.....	2,477
Other	9	.....	9	99	.....	99	119	.....	119
Rural Development	77	.....	77	169	.....	169	81	.....	81
Rural Housing Service:									
Rural Housing Insurance Fund	8	47	-39	509	494	14	1,540	501	1,040
Rental Assistance Program	91	.....	91	1,074	.....	1,074	1,061	.....	1,061
Other	12	.....	12	121	.....	121	186	.....	186
Rural Utilities Service:									
Rural Electrification and Telecommunications Fund	(**)	33	-33	231	512	-280	2,359	2,870	-511
Other	84	8	76	903	120	783	1,074	158	917
Foreign Agricultural Service	74	.....	74	1,299	.....	1,299	1,221	.....	1,221
Food and Nutrition Service:									
Supplemental Nutrition Assistance Program	6,319	.....	6,319	69,846	.....	69,846	69,872	.....	69,872
Child Nutrition Programs	783	.....	783	20,028	.....	20,028	18,560	.....	18,560
Special Supplemental Nutrition Program for Women, Infants, and Children (WIC)	484	.....	484	5,727	.....	5,727	5,739	.....	5,739
Other	38	.....	38	405	.....	405	314	.....	314
<b>Total--Food and Nutrition Service</b>	<b>7,625</b>	<b>.....</b>	<b>7,625</b>	<b>96,006</b>	<b>.....</b>	<b>96,006</b>	<b>94,484</b>	<b>.....</b>	<b>94,484</b>

**Table 5. Outlays of the U.S. Government, August 2015 and Other Periods - Continued**

Classification	This Month			Current Fiscal Year to Date			Prior Fiscal Year to Date		
	Gross Outlays	Applicable Receipts	Outlays	Gross Outlays	Applicable Receipts	Outlays	Gross Outlays	Applicable Receipts	Outlays
<b>Department of Agriculture: - Continued</b>									
Forest Service:									
National Forest System	175	.....	175	1,422	.....	1,422	1,369	.....	1,369
Capital Improvement and Maintenance	40	.....	40	317	.....	317	311	.....	311
Wildland Fire Management	366	.....	366	2,091	.....	2,091	2,218	.....	2,218
Forest Service Permanent Appropriations	26	.....	26	441	.....	441	439	.....	439
Other	210	.....	210	818	.....	818	704	.....	704
<b>Total--Forest Service</b>	<b>816</b>	<b>.....</b>	<b>816</b>	<b>5,089</b>	<b>.....</b>	<b>5,089</b>	<b>5,042</b>	<b>.....</b>	<b>5,042</b>
Other	86	4	82	693	60	633	816	53	763
Proprietary Receipts from the Public	.....	97	-97	.....	1,728	-1,728	.....	2,451	-2,451
Intrabudgetary Transactions	-9	.....	-9	27	.....	27	73	.....	73
<b>Total--Department of Agriculture</b>	<b>10,666</b>	<b>914</b>	<b>9,752</b>	<b>138,616</b>	<b>8,722</b>	<b>129,894</b>	<b>147,386</b>	<b>13,677</b>	<b>133,709</b>
<b>Department of Commerce:</b>									
Economic Development Administration	28	(**)	28	287	5	282	318	(**)	317
Bureau of the Census	111	.....	111	1,035	.....	1,035	903	.....	903
International Trade Administration	55	.....	55	426	.....	426	404	.....	404
National Oceanic and Atmospheric Administration	519	2	517	5,095	142	4,953	4,819	149	4,670
National Institute of Standards and Technology	78	.....	78	804	.....	804	719	.....	719
National Telecommunications and Information Administration	29	1	29	247	1	246	342	.....	342
Other	117	17	99	468	150	317	-172	94	-267
Proprietary Receipts from the Public	.....	5	-5	.....	25	-25	.....	20	-20
Intrabudgetary Transactions	2	.....	2	10	.....	10	-15	.....	-15
Offsetting Governmental Receipts	.....	(**)	(**)	.....	4	-4	.....	2	-2
<b>Total--Department of Commerce</b>	<b>939</b>	<b>25</b>	<b>913</b>	<b>8,372</b>	<b>327</b>	<b>8,045</b>	<b>7,317</b>	<b>266</b>	<b>7,051</b>
<b>Department of Defense--Military Programs:</b>									
Military Personnel:									
Department of the Army	3,186	.....	3,186	53,847	.....	53,847	58,984	.....	58,984
Department of the Navy	2,323	.....	2,323	42,100	.....	42,100	43,762	.....	43,762
Department of the Air Force	1,866	.....	1,866	31,371	.....	31,371	33,420	.....	33,420
Defense Agencies	.....	.....	.....	6,197	.....	6,197	6,337	.....	6,337
<b>Total--Military Personnel</b>	<b>7,375</b>	<b>.....</b>	<b>7,375</b>	<b>133,516</b>	<b>.....</b>	<b>133,516</b>	<b>142,504</b>	<b>.....</b>	<b>142,504</b>
Operation and Maintenance:									
Department of the Army	5,054	.....	5,054	61,193	.....	61,193	64,062	.....	64,062
Department of the Navy	4,283	.....	4,283	49,420	.....	49,420	49,000	.....	49,000
Department of the Air Force	4,180	.....	4,180	48,887	.....	48,887	46,901	.....	46,901
Defense Agencies	5,373	.....	5,373	63,155	.....	63,155	61,885	.....	61,885
<b>Total--Operation and Maintenance</b>	<b>18,891</b>	<b>.....</b>	<b>18,891</b>	<b>222,656</b>	<b>.....</b>	<b>222,656</b>	<b>221,848</b>	<b>.....</b>	<b>221,848</b>
International Reconstruction and Other Assistance:									
Department of the Army	.....	.....	.....	(**)	.....	(**)	1	.....	1
Procurement:									
Department of the Army	1,381	.....	1,381	16,937	.....	16,937	20,316	.....	20,316
Department of the Navy	3,130	.....	3,130	36,278	.....	36,278	38,174	.....	38,174
Department of the Air Force	2,381	.....	2,381	32,683	.....	32,683	33,322	.....	33,322
Defense Agencies	465	.....	465	5,692	.....	5,692	6,458	.....	6,458
<b>Total--Procurement</b>	<b>7,358</b>	<b>.....</b>	<b>7,358</b>	<b>91,589</b>	<b>.....</b>	<b>91,589</b>	<b>98,270</b>	<b>.....</b>	<b>98,270</b>
Research, Development, Test, and Evaluation:									
Department of the Army	587	.....	587	6,515	.....	6,515	7,234	.....	7,234
Department of the Navy	1,244	.....	1,244	14,560	.....	14,560	14,007	.....	14,007
Department of the Air Force	1,151	.....	1,151	19,889	.....	19,889	20,526	.....	20,526
Defense Agencies	1,335	.....	1,335	16,000	.....	16,000	16,282	.....	16,282
<b>Total--Research, Development, Test, and Evaluation</b>	<b>4,318</b>	<b>.....</b>	<b>4,318</b>	<b>56,963</b>	<b>.....</b>	<b>56,963</b>	<b>58,048</b>	<b>.....</b>	<b>58,048</b>
Military Construction:									
Department of the Army	156	.....	156	2,217	.....	2,217	2,809	.....	2,809
Department of the Navy	137	.....	137	1,549	.....	1,549	1,782	.....	1,782
Department of the Air Force	96	.....	96	849	.....	849	1,043	.....	1,043
Defense Agencies	263	.....	263	2,949	.....	2,949	3,275	.....	3,275
<b>Total--Military Construction</b>	<b>652</b>	<b>.....</b>	<b>652</b>	<b>7,564</b>	<b>.....</b>	<b>7,564</b>	<b>8,909</b>	<b>.....</b>	<b>8,909</b>
Family Housing:									
Department of the Army	22	.....	22	366	.....	366	396	.....	396
Department of the Navy	45	.....	45	326	.....	326	321	.....	321
Department of the Air Force	31	.....	31	305	.....	305	390	.....	390
Defense Agencies	11	.....	11	82	17	65	124	23	102
Revolving and Management Funds:									



**Table 5. Outlays of the U.S. Government, August 2015 and Other Periods - Continued**

Classification	This Month			Current Fiscal Year to Date			Prior Fiscal Year to Date		
	Gross Outlays	Applicable Receipts	Outlays	Gross Outlays	Applicable Receipts	Outlays	Gross Outlays	Applicable Receipts	Outlays
<b>Department of Defense--Military Programs: - Continued</b>									
Department of the Navy	17	.....	17	681	.....	681	804	.....	804
Defense Agencies:									
Working Capital Fund	-349	.....	-349	-2,544	.....	-2,544	1,513	.....	1,513
Other	-80	.....	-80	76	.....	76	75	.....	75
Allowances	18	.....	18	20	.....	20	44	.....	44
Trust Funds:									
Department of the Army	(**)	.....	(**)	5	.....	5	8	.....	8
Department of the Navy	2	.....	2	23	.....	23	20	.....	20
Department of the Air Force	6	.....	6	44	(**)	44	4	(**)	4
Defense Agencies	24	.....	24	175	.....	175	205	.....	205
Proprietary Receipts from the Public:									
Department of the Army	.....	6	-6	.....	213	-213	.....	1,024	-1,024
Department of the Navy	.....	-12	12	.....	131	-131	.....	106	-106
Department of the Air Force	.....	26	-26	.....	126	-126	.....	91	-91
Defense Agencies	.....	168	-168	.....	1,099	-1,099	.....	1,502	-1,502
Intrabudgetary Transactions:									
Department of the Army	29	.....	29	-167	.....	-167	-64	.....	-64
Department of the Navy	-34	.....	-34	-53	.....	-53	-216	.....	-216
Department of the Air Force	28	.....	28	149	.....	149	-79	.....	-79
Defense Agencies	-38	.....	-38	-141	.....	-141	471	.....	471
Offsetting Governmental Receipts:									
Department of the Army	.....	.....	.....	.....	1	-1	.....	1	-1
<b>Total--Department of Defense--Military Programs</b>	<b>38,324</b>	<b>187</b>	<b>38,137</b>	<b>511,636</b>	<b>1,587</b>	<b>510,049</b>	<b>533,597</b>	<b>2,747</b>	<b>530,850</b>
<b>Department of Education:</b>									
Office of Elementary and Secondary Education:									
Accelerating Achievement and Ensuring Equity	911	.....	911	13,825	.....	13,825	14,712	.....	14,712
Impact Aid	90	.....	90	1,384	.....	1,384	1,133	.....	1,133
Education Improvement Programs	308	.....	308	3,863	.....	3,863	4,021	.....	4,021
State Fiscal Stabilization Fund, Recovery Act	145	.....	145	972	.....	972	1,268	.....	1,268
Other	30	.....	30	357	.....	357	357	.....	357
<b>Total--Office of Elementary and Secondary Education</b>	<b>1,484</b>	<b>.....</b>	<b>1,484</b>	<b>20,402</b>	<b>.....</b>	<b>20,402</b>	<b>21,490</b>	<b>.....</b>	<b>21,490</b>
Office of Innovation and Improvement	139	.....	139	1,339	.....	1,339	1,107	.....	1,107
Office of English Language Acquisition	65	.....	65	640	.....	640	662	.....	662
Office of Special Education and Rehabilitative Services:									
Special Education	850	.....	850	11,519	.....	11,519	11,575	.....	11,575
Rehabilitation Services and Disability Research	238	.....	238	3,056	.....	3,056	3,029	.....	3,029
Special Institutions for Persons with Disabilities	12	.....	12	201	.....	201	192	.....	192
Office of Vocational and Adult Education	143	.....	143	1,536	.....	1,536	1,549	.....	1,549
Office of Postsecondary Education:									
Higher Education	187	.....	187	1,917	.....	1,917	1,980	.....	1,980
Other	(**)	1	-1	247	9	238	237	11	226
<b>Total--Office of Postsecondary Education</b>	<b>187</b>	<b>1</b>	<b>186</b>	<b>2,164</b>	<b>9</b>	<b>2,155</b>	<b>2,217</b>	<b>11</b>	<b>2,206</b>
Office of Federal Student Aid:									
Student Financial Assistance	3,147	.....	3,147	25,795	.....	25,795	26,916	.....	26,916
Student Aid Administration	129	.....	129	1,247	.....	1,247	1,181	.....	1,181
Federal Student Loan Reserve Fund	.....	.....	.....	16	.....	16	166	.....	166
Federal Direct Student Loans	.....	.....	.....	23,661	.....	23,661	16,254	.....	16,254
Federal Family Education Loans	-27	.....	-27	1,022	.....	1,022	2,038	.....	2,038
Other	7	1	6	16	7	9	17	1	15
<b>Total--Office of Federal Student Aid</b>	<b>3,256</b>	<b>1</b>	<b>3,256</b>	<b>51,757</b>	<b>7</b>	<b>51,750</b>	<b>46,573</b>	<b>1</b>	<b>46,571</b>
Institute of Education Sciences	41	.....	41	560	.....	560	587	.....	587
Departmental Management	49	.....	49	513	.....	513	520	.....	520
Other	.....	.....	.....	(**)	.....	(**)	2	.....	2
Proprietary Receipts from the Public	.....	8	-8	.....	13,077	-13,077	.....	31,266	-31,266
Intrabudgetary Transactions	-10	.....	-10	-21	.....	-21	-26	.....	-26
<b>Total--Department of Education</b>	<b>6,455</b>	<b>9</b>	<b>6,445</b>	<b>93,668</b>	<b>13,094</b>	<b>80,574</b>	<b>89,477</b>	<b>31,278</b>	<b>58,198</b>
<b>Department of Energy:</b>									
National Nuclear Security Administration:									
Naval Reactors	62	.....	62	975	.....	975	931	.....	931
Weapons Activities	578	.....	578	6,863	.....	6,863	6,667	.....	6,667
Defense Nuclear Nonproliferation	142	.....	142	1,670	.....	1,670	1,713	.....	1,713
Other	38	.....	38	328	.....	328	329	.....	329

**Table 5. Outlays of the U.S. Government, August 2015 and Other Periods - Continued**

Classification	This Month			Current Fiscal Year to Date			Prior Fiscal Year to Date		
	Gross Outlays	Applicable Receipts	Outlays	Gross Outlays	Applicable Receipts	Outlays	Gross Outlays	Applicable Receipts	Outlays
<b>Department of Energy: - Continued</b>									
Environmental and Other Defense Activities:									
Defense Environmental Cleanup	371	.....	371	5,003	.....	5,003	4,315	.....	4,315
Other Defense Activities	76	.....	76	773	.....	773	637	.....	637
Defense Nuclear Waste Disposal	(**)	.....	(**)	3	.....	3	3	.....	3
Energy Programs:									
Science	413	.....	413	4,483	.....	4,483	4,571	.....	4,571
Energy Supply	121	.....	121	1,337	.....	1,337	1,258	.....	1,258
Energy Efficiency and Renewable Energy	148	.....	148	1,712	.....	1,712	1,881	.....	1,881
Fossil Energy Research and Development	65	.....	65	756	.....	756	831	.....	831
Uranium Enrichment Decontamination and Decommissioning Fund	34	.....	34	541	.....	541	380	.....	380
Advanced Technology Vehicles Manufacturing Loan Program	(**)	.....	(**)	19	.....	19	18	.....	18
Title 17 Innovative Technology Loan Guarantee Program	2	.....	2	100	.....	100	201	.....	201
Other	-157	4	-160	875	49	826	632	55	577
Total--Energy Programs	627	4	623	9,823	49	9,774	9,771	55	9,716
Power Marketing Administration	280	245	35	3,432	3,304	127	3,371	3,590	-219
Departmental Administration	23	.....	23	179	.....	179	141	.....	141
Proprietary Receipts from the Public	.....	100	-100	.....	1,002	-1,002	.....	1,829	-1,829
Intrabudgetary Transactions	-165	.....	-165	-1,826	.....	-1,826	-1,414	.....	-1,414
<b>Total--Department of Energy</b>	<b>2,031</b>	<b>349</b>	<b>1,682</b>	<b>27,222</b>	<b>4,356</b>	<b>22,866</b>	<b>26,464</b>	<b>5,474</b>	<b>20,990</b>
<b>Department of Health and Human Services:</b>									
Food and Drug Administration	277	1	276	2,706	7	2,699	2,297	8	2,289
Health Resources and Services Administration	717	.....	717	8,280	.....	8,280	8,169	6	8,163
Indian Health Service	202	.....	202	4,309	.....	4,309	4,307	.....	4,307
Centers for Disease Control and Prevention	505	.....	505	6,255	.....	6,255	5,652	.....	5,652
National Institutes of Health	2,434	.....	2,434	26,485	.....	26,485	27,427	.....	27,427
Substance Abuse and Mental Health Services Administration	305	.....	305	2,917	.....	2,917	3,003	.....	3,003
Agency for Healthcare Research and Quality	24	.....	24	164	.....	164	52	.....	52
Centers for Medicare and Medicaid Services:									
Grants to States for Medicaid	28,653	.....	28,653	324,217	.....	324,217	273,019	.....	273,019
Payments to Health Care Trust Funds	16,864	.....	16,864	255,542	.....	255,542	241,360	.....	241,360
Children's Health Insurance Fund	790	.....	790	8,319	.....	8,319	8,931	.....	8,931
State Grants and Demonstrations	22	.....	22	500	.....	500	458	.....	458
Federal Hospital Insurance Trust Fund:									
Benefit Payments	15,407	.....	15,407	250,619	.....	250,619	239,862	.....	239,862
Administrative Expenses	294	.....	294	6,918	.....	6,918	6,687	.....	6,687
Total--Federal Hospital Insurance Trust Fund	15,701	.....	15,701	257,538	.....	257,538	246,550	.....	246,550
Health Care Fraud and Abuse Control	125	.....	125	1,420	.....	1,420	1,226	.....	1,226
Federal Supplementary Medical Insurance Trust Fund:									
Benefit Payments	15,131	.....	15,131	250,145	.....	250,145	233,746	.....	233,746
Administrative Expenses	291	.....	291	4,072	.....	4,072	5,618	.....	5,618
Medicare Prescription Drugs:									
Benefit Payments	103	.....	103	69,337	.....	69,337	59,268	.....	59,268
Administrative Expenses	107	.....	107	510	.....	510	364	.....	364
Total--Federal Supplementary Medical Insurance Trust Fund	15,632	.....	15,632	324,064	.....	324,064	298,997	.....	298,997
Other	7,517	.....	7,517	10,264	.....	10,264	3,412	.....	3,412
Total--Centers for Medicare and Medicaid Services	85,304	.....	85,304	1,181,862	.....	1,181,862	1,073,952	.....	1,073,952
Administration for Children and Families:									
Temporary Assistance for Needy Families	1,784	.....	1,784	14,610	.....	14,610	14,636	.....	14,636
Contingency Fund	11	.....	11	633	.....	633	559	.....	559
Payments to States for Child Support Enforcement and Family Support Programs	371	.....	371	3,060	.....	3,060	3,087	.....	3,087
Low Income Home Energy Assistance	160	.....	160	3,315	.....	3,315	3,366	.....	3,366
Refugee and Entrant Assistance	113	.....	113	1,145	.....	1,145	1,151	.....	1,151
Child Care Entitlement to States	241	.....	241	2,564	.....	2,564	2,539	.....	2,539
Payments to States for the Child Care and Development Block Grant	218	.....	218	2,106	.....	2,106	1,999	.....	1,999
Social Services Block Grant	216	.....	216	1,705	.....	1,705	1,568	.....	1,568
Children and Families Services Programs	738	.....	738	9,123	.....	9,123	8,569	.....	8,569
Payments to States for Foster Care and Adoption Assistance	646	.....	646	6,800	.....	6,800	6,278	.....	6,278
Other	19	.....	19	479	.....	479	516	.....	516
Total--Administration for Children and Families	4,517	.....	4,517	45,540	.....	45,540	44,268	.....	44,268

**Table 5. Outlays of the U.S. Government, August 2015 and Other Periods - Continued**

Classification	This Month			Current Fiscal Year to Date			Prior Fiscal Year to Date		
	Gross Outlays	Applicable Receipts	Outlays	Gross Outlays	Applicable Receipts	Outlays	Gross Outlays	Applicable Receipts	Outlays
<b>Department of Health and Human Services: - Continued</b>									
Administration for Community Living	130	.....	130	1,515	.....	1,515	1,314	.....	1,314
Departmental Management	208	.....	208	2,594	.....	2,594	2,654	.....	2,654
Other	-1	.....	-1	625	.....	625	714	.....	714
Proprietary Receipts from the Public	.....	7,264	-7,264	.....	82,355	-82,355	.....	79,822	-79,822
Intrabudgetary Transactions:									
Payments for Health Insurance for the Aged:									
Federal Supplementary Medical Insurance Trust Fund	-16,861	.....	-16,861	-237,887	.....	-237,887	-224,799	.....	-224,799
Payments for Tax and Other Credits:									
Federal Hospital Insurance Trust Fund	-6	.....	-6	-17,688	.....	-17,688	-16,560	.....	-16,560
Other	2	.....	2	-94	.....	-94	843	.....	843
<b>Total--Department of Health and Human Services</b>	<b>77,756</b>	<b>7,265</b>	<b>70,491</b>	<b>1,027,583</b>	<b>82,362</b>	<b>945,221</b>	<b>933,291</b>	<b>79,836</b>	<b>853,455</b>
<b>Department of Homeland Security:</b>									
Departmental Management and Operations	82	.....	82	936	.....	936	885	.....	885
Citizenship and Immigration Services	318	.....	318	2,922	.....	2,922	2,620	.....	2,620
United States Secret Service	224	.....	224	1,682	.....	1,682	1,615	.....	1,615
Transportation Security Administration	479	.....	479	4,870	.....	4,870	4,886	.....	4,886
Immigration and Customs Enforcement	586	.....	586	5,329	.....	5,329	4,950	.....	4,950
U.S. Customs and Border Protection	1,307	1	1,307	11,354	7	11,347	10,500	.....	10,500
United States Coast Guard	762	.....	762	9,635	.....	9,635	9,616	.....	9,616
National Protection and Programs Directorate	147	.....	147	1,262	.....	1,262	1,181	.....	1,181
Federal Emergency Management Agency:									
State and Local Programs									
Firefighter Assistance Grants	54	.....	54	596	.....	596	588	.....	588
Disaster Relief	502	.....	502	5,735	.....	5,735	5,627	.....	5,627
National Flood Insurance Fund	121	109	12	872	2,006	-1,133	909	2,130	-1,221
Other	130	.....	130	1,248	.....	1,248	1,169	.....	1,169
<b>Total--Federal Emergency Management Agency</b>	<b>987</b>	<b>109</b>	<b>878</b>	<b>10,543</b>	<b>2,006</b>	<b>8,538</b>	<b>10,820</b>	<b>2,130</b>	<b>8,690</b>
Science and Technology	69	.....	69	736	.....	736	681	.....	681
Domestic Nuclear Detection Office	32	.....	32	276	.....	276	280	.....	280
Other	37	.....	37	359	.....	359	339	.....	339
Proprietary Receipts from the Public	.....	97	-97	.....	707	-707	.....	239	-239
Intrabudgetary Transactions	141	.....	141	215	.....	215	47	.....	47
Offsetting Governmental Receipts	.....	814	-814	.....	8,646	-8,646	.....	7,369	-7,369
<b>Total--Department of Homeland Security</b>	<b>5,172</b>	<b>1,021</b>	<b>4,151</b>	<b>50,119</b>	<b>11,366</b>	<b>38,753</b>	<b>48,418</b>	<b>9,738</b>	<b>38,680</b>
<b>Department of Housing and Urban Development:</b>									
Public and Indian Housing Programs:									
Tenant Based Rental Assistance	1,591	.....	1,591	16,888	.....	16,888	16,779	.....	16,779
Housing Certificate Fund	19	.....	19	241	.....	241	320	.....	320
Project-Based Rental Assistance	864	.....	864	9,384	.....	9,384	8,993	.....	8,993
Public Housing Capital Fund	184	.....	184	1,764	.....	1,764	1,973	.....	1,973
Public Housing Operating Fund	360	.....	360	4,016	.....	4,016	3,910	.....	3,910
Revitalization of Severely Distressed Public Housing (Hope VI)	13	.....	13	86	.....	86	90	.....	90
Native American Housing Block Grant	43	.....	43	665	.....	665	662	.....	662
Other	21	.....	21	96	.....	96	152	.....	152
<b>Total--Public and Indian Housing Programs</b>	<b>3,095</b>	<b>.....</b>	<b>3,095</b>	<b>33,140</b>	<b>.....</b>	<b>33,140</b>	<b>32,879</b>	<b>.....</b>	<b>32,879</b>
Community Planning and Development:									
Housing Opportunities for Persons with AIDS	26	.....	26	285	.....	285	279	.....	279
Community Development Fund	604	.....	604	5,926	.....	5,926	5,866	.....	5,866
Home Investment Partnership Program	103	.....	103	1,090	.....	1,090	1,118	.....	1,118
Neighborhood Stabilization Program	3	.....	3	60	.....	60	293	.....	293
Homeless Assistance Grants	167	.....	167	1,739	.....	1,739	1,714	.....	1,714
Other	8	.....	8	76	(**)	76	93	(**)	93
<b>Total--Community Planning and Development</b>	<b>911</b>	<b>.....</b>	<b>911</b>	<b>9,176</b>	<b>(**)</b>	<b>9,176</b>	<b>9,364</b>	<b>(**)</b>	<b>9,364</b>
Housing Programs:									
Credit Accounts:									
FHA-Mutual Mortgage Insurance Fund, Program Account	8	.....	8	12,996	.....	12,996	5,861	.....	5,861
FHA-Mutual Mortgage Insurance Capital Reserve Account	-1,354	.....	-1,354	-20,293	.....	-20,293	-12,466	.....	-12,466
FHA-Mutual Mortgage and Cooperative Housing Insurance Fund, Liquidating Account	4	3	(**)	241	234	6	20	16	4
FHA-General and Special Risk Fund, Program Account	.....	.....	.....	2,080	.....	2,080	210	.....	210
FHA-General and Special Risk Fund, Liquidating Account	6	17	-11	60	218	-158	40	193	-153

**Table 5. Outlays of the U.S. Government, August 2015 and Other Periods - Continued**

Classification	This Month			Current Fiscal Year to Date			Prior Fiscal Year to Date		
	Gross Outlays	Applicable Receipts	Outlays	Gross Outlays	Applicable Receipts	Outlays	Gross Outlays	Applicable Receipts	Outlays
<b>Department of Housing and Urban Development: - Continued</b>									
Housing for the Elderly or Handicapped Fund,									
Liquidating Account	(**)	35	-35	2	477	-475	(**)	444	-444
Housing for the Elderly	61	.....	61	699	.....	699	812	.....	812
Housing for Persons with Disabilities	14	.....	14	170	.....	170	205	.....	205
Other Assisted Housing Programs	19	.....	19	235	.....	235	305	.....	305
Other	9	6	3	58	44	14	61	43	18
<b>Total--Housing Programs</b>	<b>-1,233</b>	<b>62</b>	<b>-1,295</b>	<b>-3,751</b>	<b>974</b>	<b>-4,725</b>	<b>-4,954</b>	<b>696</b>	<b>-5,649</b>
Government National Mortgage Association:									
Guarantees of Mortgage-Backed Securities	6	(**)	6	33	1	33	69	51	18
Management and Administration	173	.....	173	1,605	.....	1,605	1,556	.....	1,556
Other	19	.....	19	199	.....	199	212	.....	212
Proprietary Receipts from the Public:									
FHA-General and Special Risk Fund	.....	53	-53	.....	2,738	-2,738	.....	2,618	-2,618
Other	.....	-9	9	.....	(**)	(**)	.....	25	-25
Intrabudgetary Transactions	-3	.....	-3	-10	.....	-10	-13	.....	-13
Offsetting Governmental Receipts	.....	1	-1	.....	10	-10	.....	3	-3
<b>Total--Department of Housing and Urban Development</b>	<b>2,969</b>	<b>107</b>	<b>2,862</b>	<b>40,393</b>	<b>3,722</b>	<b>36,671</b>	<b>39,113</b>	<b>3,393</b>	<b>35,719</b>
<b>Department of the Interior:</b>									
Land and Minerals Management:									
Bureau of Land Management:									
Management of Lands and Resources	62	.....	62	832	.....	832	820	.....	820
Other	22	3	19	359	44	316	406	122	284
Bureau of Ocean Energy Management	10	.....	10	50	.....	50	30	.....	30
Office of Surface Mining Reclamation and Enforcement	34	.....	34	616	.....	616	527	.....	527
<b>Total--Land and Minerals Management</b>	<b>128</b>	<b>3</b>	<b>126</b>	<b>1,859</b>	<b>44</b>	<b>1,815</b>	<b>1,783</b>	<b>122</b>	<b>1,661</b>
Water and Science:									
Bureau of Reclamation:									
Water and Related Resources	75	.....	75	672	.....	672	698	.....	698
Other	25	45	-20	498	332	166	898	304	593
Central Utah Project	1	.....	1	13	.....	13	13	.....	13
United States Geological Survey	86	.....	86	916	.....	916	948	.....	948
<b>Total--Water and Science</b>	<b>187</b>	<b>45</b>	<b>142</b>	<b>2,099</b>	<b>332</b>	<b>1,767</b>	<b>2,557</b>	<b>304</b>	<b>2,252</b>
Fish and Wildlife and Parks:									
United States Fish and Wildlife Service	190	.....	190	2,422	.....	2,422	2,394	.....	2,394
National Park Service	265	.....	265	2,715	.....	2,715	2,558	.....	2,558
<b>Total--Fish and Wildlife and Parks</b>	<b>455</b>	<b>.....</b>	<b>455</b>	<b>5,136</b>	<b>.....</b>	<b>5,136</b>	<b>4,952</b>	<b>.....</b>	<b>4,952</b>
Bureau of Indian Affairs and Bureau of Indian Education	305	(**)	305	2,529	1	2,529	2,369	1	2,369
Departmental Offices:									
Mineral Leasing and Associated Payments	138	.....	138	1,698	.....	1,698	1,980	.....	1,980
Other	78	.....	78	853	.....	853	406	.....	406
Insular Affairs	26	.....	26	309	.....	309	344	.....	344
Office of the Special Trustee for American Indians	12	.....	12	304	.....	304	190	.....	190
Department-Wide Programs	167	.....	167	1,232	.....	1,232	1,166	.....	1,166
Other	24	.....	24	189	.....	189	163	.....	163
Proprietary Receipts from the Public	.....	541	-541	.....	4,847	-4,847	.....	5,233	-5,233
Intrabudgetary Transactions	-78	.....	-78	-226	.....	-226	-209	.....	-209
<b>Total--Department of the Interior</b>	<b>1,442</b>	<b>589</b>	<b>854</b>	<b>15,981</b>	<b>5,224</b>	<b>10,757</b>	<b>15,701</b>	<b>5,659</b>	<b>10,042</b>
<b>Department of Justice:</b>									
General Administration	56	.....	56	430	.....	430	205	.....	205
Legal Activities and U.S. Marshals:									
General Legal Activities	72	.....	72	810	.....	810	737	.....	737
United States Attorneys	245	.....	245	1,824	.....	1,824	1,651	.....	1,651
United States Marshals Service	140	.....	140	1,051	.....	1,051	989	.....	989
Assets Forfeiture Fund	159	.....	159	2,295	.....	2,295	1,196	.....	1,196
Other	169	.....	169	672	.....	672	1,722	.....	1,722
Federal Bureau of Investigation	789	.....	789	7,456	.....	7,456	6,870	.....	6,870
Drug Enforcement Administration	209	.....	209	2,151	.....	2,151	2,026	.....	2,026
Bureau of Alcohol, Tobacco, Firearms, and Explosives	129	.....	129	1,110	.....	1,110	991	.....	991
Federal Prison System	713	29	684	6,803	341	6,462	6,362	344	6,018
Office of Justice Programs:									
State and Local Law Enforcement Assistance	51	.....	51	927	.....	927	1,075	.....	1,075
Community Oriented Policing Services	27	.....	27	236	.....	236	280	.....	280

**Table 5. Outlays of the U.S. Government, August 2015 and Other Periods - Continued**

Classification	[ \$ millions ]			Current Fiscal Year to Date			Prior Fiscal Year to Date		
	Gross Outlays	Applicable Receipts	Outlays	Gross Outlays	Applicable Receipts	Outlays	Gross Outlays	Applicable Receipts	Outlays
<b>Department of Justice: - Continued</b>									
Crime Victims Fund	48	.....	48	597	.....	597	623	.....	623
Other	87	.....	87	804	.....	804	849	.....	849
Other	116	.....	116	757	.....	757	708	.....	708
Proprietary Receipts from the Public	.....	25	-25	.....	1,666	-1,666	.....	423	-423
Intrabudgetary Transactions	117	.....	117	-1,070	.....	-1,070	436	.....	436
Offsetting Governmental Receipts	.....	48	-48	.....	486	-486	.....	497	-497
<b>Total--Department of Justice</b>	<b>3,126</b>	<b>101</b>	<b>3,024</b>	<b>26,853</b>	<b>2,493</b>	<b>24,360</b>	<b>26,720</b>	<b>1,264</b>	<b>25,457</b>
<b>Department of Labor:</b>									
Employment and Training Administration:									
Training and Employment Services	226	.....	226	2,841	.....	2,841	2,846	.....	2,846
Office of Job Corps	121	.....	121	1,474	.....	1,474	1,420	.....	1,420
Community Service Employment for Older Americans	73	.....	73	417	.....	417	382	.....	382
Federal Unemployment Benefits and Allowances	29	.....	29	447	.....	447	490	.....	490
Federal Additional Unemployment Compensation									
Program-Recovery Act	(**)	.....	(**)	-10	.....	-10	-9	.....	-9
State Unemployment Insurance and Employment Service									
Operations	-114	.....	-114	-50	.....	-50	317	.....	317
Payments to the Unemployment Trust Fund	.....	.....	.....	61	.....	61	5,028	.....	5,028
Advances to the Unemployment Trust Fund and Other Funds	.....	.....	.....	.....	.....	.....	610	.....	610
Program Administration	8	.....	8	94	.....	94	82	.....	82
Unemployment Trust Fund:									
Federal-State Unemployment Insurance:									
State Unemployment Benefits	2,555	.....	2,555	29,356	.....	29,356	39,650	.....	39,650
State Administrative Expenses	400	.....	400	3,546	.....	3,546	3,437	.....	3,437
Federal Administrative Expenses	13	.....	13	410	.....	410	385	.....	385
Other	43	.....	43	210	.....	210	255	.....	255
<b>Total--Unemployment Trust Fund</b>	<b>3,011</b>	<b>.....</b>	<b>3,011</b>	<b>33,522</b>	<b>.....</b>	<b>33,522</b>	<b>43,728</b>	<b>.....</b>	<b>43,728</b>
Other	51	.....	51	448	.....	448	-107	.....	-107
<b>Total--Employment and Training Administration</b>	<b>3,404</b>	<b>.....</b>	<b>3,404</b>	<b>39,243</b>	<b>.....</b>	<b>39,243</b>	<b>54,787</b>	<b>.....</b>	<b>54,787</b>
Pension Benefit Guaranty Corporation	509	679	-170	5,584	6,573	-989	5,492	5,428	65
Employment Standards Administration	(**)	.....	(**)	1	.....	1	-2	.....	-2
Office of Workers' Compensation Programs:									
Special Benefits	249	.....	249	1	.....	1	-165	.....	-165
Energy Employees Occupational Illness Compensation Fund	77	.....	77	936	.....	936	974	.....	974
Special Benefits for Disabled Coal Miners	9	.....	9	108	.....	108	119	.....	119
Black Lung Disability Trust Fund	20	.....	20	245	.....	245	203	.....	203
Other	29	.....	29	331	.....	331	321	.....	321
Wage and Hour Division	36	.....	36	256	.....	256	241	.....	241
Occupational Safety and Health Administration	45	.....	45	512	.....	512	478	.....	478
Mine Safety and Health Administration	34	.....	34	353	.....	353	320	.....	320
Bureau of Labor Statistics	52	.....	52	489	.....	489	465	.....	465
Departmental Management	69	.....	69	383	.....	383	430	.....	430
Other	35	.....	35	304	.....	304	278	.....	278
Proprietary Receipts from the Public	.....	(**)	(**)	.....	9	-9	.....	8	-8
Intrabudgetary Transactions	-40	.....	-40	-724	.....	-724	-5,984	.....	-5,984
<b>Total--Department of Labor</b>	<b>4,528</b>	<b>680</b>	<b>3,848</b>	<b>48,020</b>	<b>6,582</b>	<b>41,438</b>	<b>57,957</b>	<b>5,435</b>	<b>52,521</b>
<b>Department of State:</b>									
Administration of Foreign Affairs:									
Diplomatic and Consular Programs	491	.....	491	7,049	.....	7,049	7,471	.....	7,471
Educational and Cultural Exchange Programs	46	.....	46	552	.....	552	537	.....	537
Embassy Security, Construction, and Maintenance	234	.....	234	1,399	.....	1,399	1,642	.....	1,642
Payment to Foreign Service Retirement and Disability									
Fund	40	.....	40	159	.....	159	159	.....	159
Foreign Service Retirement and Disability Fund	77	.....	77	848	.....	848	839	.....	839
Other	141	.....	141	98	.....	98	-490	.....	-490
<b>Total--Administration of Foreign Affairs</b>	<b>1,029</b>	<b>.....</b>	<b>1,029</b>	<b>10,105</b>	<b>.....</b>	<b>10,105</b>	<b>10,158</b>	<b>.....</b>	<b>10,158</b>
International Organizations and Conferences	(**)	.....	(**)	1,589	.....	1,589	1,664	.....	1,664
Global Health and Child Survival	538	.....	538	6,325	.....	6,325	6,735	.....	6,735
Migration and Refugee Assistance	393	.....	393	2,672	.....	2,672	2,677	.....	2,677
International Narcotics Control and Law Enforcement	135	.....	135	1,179	.....	1,179	1,166	.....	1,166
Andean Counterdrug Programs	(**)	.....	(**)	12	.....	12	33	.....	33
Other	45	.....	45	428	.....	428	388	.....	388
Proprietary Receipts from the Public	.....	-2	2	.....	39	-39	.....	51	-51
Intrabudgetary Transactions	-53	.....	-53	-237	.....	-237	-173	.....	-173
<b>Total--Department of State</b>	<b>2,088</b>	<b>-2</b>	<b>2,090</b>	<b>22,073</b>	<b>39</b>	<b>22,034</b>	<b>22,648</b>	<b>51</b>	<b>22,597</b>

**Table 5. Outlays of the U.S. Government, August 2015 and Other Periods - Continued**

Classification	This Month			Current Fiscal Year to Date			Prior Fiscal Year to Date		
	Gross Outlays	Applicable Receipts	Outlays	Gross Outlays	Applicable Receipts	Outlays	Gross Outlays	Applicable Receipts	Outlays
<b>Department of Transportation:</b>									
Office of the Secretary	121	.....	121	796	.....	796	724	.....	724
Federal Aviation Administration:									
Operations	-147	.....	-147	-5	.....	-5	2,060	.....	2,060
Airport and Airway Trust Fund:									
Grants-In-Aid for Airports	269	.....	269	2,759	.....	2,759	2,873	.....	2,873
Facilities and Equipment	231	.....	231	2,301	.....	2,301	2,430	.....	2,430
Research, Engineering, and Development	14	.....	14	139	.....	139	131	.....	131
Trust Fund Share of FAA Operations	895	.....	895	8,595	.....	8,595	6,495	.....	6,495
Total--Airport and Airway Trust Fund	1,409	.....	1,409	13,794	.....	13,794	11,929	.....	11,929
Other	18	10	8	39	-8	46	-30	158	-188
Total--Federal Aviation Administration	1,280	10	1,270	13,828	-8	13,836	13,960	158	13,802
Federal Highway Administration:									
Highway Trust Fund:									
Federal-Aid Highways	4,281	.....	4,281	36,071	.....	36,071	37,543	.....	37,543
Other	(**)	.....	(**)	6	.....	6	8	3	5
Highway Infrastructure Investment, Recovery Act	5	.....	5	97	.....	97	148	.....	148
Other Programs	8,123	.....	8,123	8,859	.....	8,859	22,699	.....	22,699
Total--Federal Highway Administration	12,410	.....	12,410	45,033	.....	45,033	60,398	3	60,396
Federal Motor Carrier Safety Administration	41	.....	41	479	.....	479	490	.....	490
National Highway Traffic Safety Administration	85	.....	85	807	.....	807	777	.....	777
Federal Railroad Administration:									
Operating Subsidy Grants to the National Railroad Passenger Corporation									
	.....	.....	.....	250	.....	250	340	.....	340
Capital and Debt Service Grants to the National Railroad Passenger Corporation									
	87	.....	87	833	.....	833	831	.....	831
Capital Assistance for High Speed Rail Corridors and Intercity Passenger Rail Service									
	24	.....	24	790	.....	790	907	.....	907
Other	40	.....	40	436	.....	436	478	(**)	478
Total--Federal Railroad Administration	152	.....	152	2,309	.....	2,309	2,556	(**)	2,556
Federal Transit Administration:									
Formula Grants	4	.....	4	38	.....	38	92	.....	92
Capital Investment Grants	354	.....	354	1,964	.....	1,964	1,821	.....	1,821
Transit Formula Grants	833	.....	833	7,693	.....	7,693	8,149	.....	8,149
Transit Capital Assistance, Recovery Act	7	.....	7	94	.....	94	162	.....	162
Other	55	.....	55	544	.....	544	713	.....	713
Total--Federal Transit Administration	1,253	.....	1,253	10,333	.....	10,333	10,938	.....	10,938
Maritime Administration	37	.....	37	307	8	299	331	7	324
Other	17	3	13	361	30	331	355	28	328
Proprietary Receipts from the Public	.....	4	-4	.....	271	-271	.....	271	-271
Intrabudgetary Transactions:									
Payment from the General Fund, Highway Trust Fund	-8,068	.....	-8,068	-8,068	.....	-8,068	-22,458	.....	-22,458
Other	(**)	.....	(**)	(**)	.....	(**)	-2	.....	-2
Offsetting Governmental Receipts	.....	(**)	(**)	.....	123	-123	.....	100	-100
<b>Total--Department of Transportation</b>	<b>7,328</b>	<b>17</b>	<b>7,311</b>	<b>66,184</b>	<b>424</b>	<b>65,760</b>	<b>68,071</b>	<b>567</b>	<b>67,504</b>
<b>Department of the Treasury:</b>									
Departmental Offices:									
Exchange Stabilization Fund	8	1	8	17	63	-45	.....	106	-106
Grants for Specified Energy Property in Lieu of Tax									
Credit	7	.....	7	1,616	.....	1,616	3,238	.....	3,238
Housing and Economic Recovery Programs	(**)	.....	(**)	177	.....	177	5	.....	5
Troubled Asset Relief Program	268	.....	268	3,540	.....	3,540	4,058	.....	4,058
Other	198	.....	198	1,613	.....	1,613	1,827	.....	1,827
Bureau of the Fiscal Service:									
Financial Management Service:									
Payment to the Resolution Funding Corporation	.....	.....	.....	2,628	.....	2,628	2,628	.....	2,628
Financial Agent Services	55	.....	55	582	.....	582	542	.....	542
Interest Paid to Credit Financing Accounts	.....	.....	.....	.....	.....	.....	1	.....	1
Claims, Judgments, and Relief Acts	277	.....	277	2,845	.....	2,845	2,483	.....	2,483
Other	17	1	15	600	11	589	1,699	6	1,693
Total--Financial Management Service	349	1	348	6,656	11	6,644	7,353	6	7,347
Bureau of the Public Debt	27	.....	27	670	.....	670	456	.....	456
Total--Bureau of the Fiscal Service	376	1	375	7,325	11	7,314	7,809	6	7,802

**Table 5. Outlays of the U.S. Government, August 2015 and Other Periods - Continued**

Classification	This Month			Current Fiscal Year to Date			Prior Fiscal Year to Date		
	Gross Outlays	Applicable Receipts	Outlays	Gross Outlays	Applicable Receipts	Outlays	Gross Outlays	Applicable Receipts	Outlays
<b>Department of the Treasury: - Continued</b>									
Federal Financing Bank	88	.....	88	-919	.....	-919	-345	.....	-345
Alcohol and Tobacco Tax and Trade Bureau:									
Salaries and Expenses	11	.....	11	89	.....	89	82	.....	82
Internal Revenue Collections for Puerto Rico	34	.....	34	325	.....	325	288	.....	288
Bureau of Engraving and Printing	8	.....	8	-36	.....	-36	-71	.....	-71
United States Mint	342	383	-41	2,849	3,644	-795	2,799	3,167	-368
Internal Revenue Service:									
Taxpayer Services	247	.....	247	2,055	.....	2,055	2,092	.....	2,092
Enforcement	535	.....	535	4,436	.....	4,436	4,312	.....	4,312
Operations Support	370	.....	370	3,684	.....	3,684	3,616	.....	3,616
Build America Bond Payments, Recovery Act	312	.....	312	3,458	.....	3,458	3,448	.....	3,448
Refundable Premium Tax Credits and Cost Sharing Reductions	2,689	.....	2,689	24,485	.....	24,485	11,114	.....	11,114
Payment Where Earned Income Credit Exceeds Liability for Tax	211	.....	211	59,958	.....	59,958	59,948	.....	59,948
Payment Where Child Tax Credit Exceeds Liability for Tax	84	.....	84	20,536	.....	20,536	21,429	.....	21,429
Payment Where American Opportunity Tax Credit Exceeds Liability for Tax	18	.....	18	4,144	.....	4,144	4,234	.....	4,234
Refunding Internal Revenue Collections, Interest	80	.....	80	986	.....	986	952	.....	952
Other	77	.....	77	1,195	(**)	1,195	1,242	1	1,241
Total--Internal Revenue Service	4,624	.....	4,624	124,936	(**)	124,936	112,386	1	112,385
Comptroller of the Currency	102	8	94	918	1,036	-119	891	530	361
Interest on the Public Debt:									
Interest on Treasury Debt Securities (Gross):									
Public Issues (Accrual Basis)	24,871	.....	24,871	227,681	.....	227,681	236,129	.....	236,129
Special Issues (Cash Basis)	5,856	.....	5,856	153,665	.....	153,665	173,845	.....	173,845
Total--Interest on Treasury Debt Securities (Gross)	30,726	.....	30,726	381,346	.....	381,346	409,974	.....	409,974
Total--Interest on the Public Debt	30,726	.....	30,726	381,346	.....	381,346	409,974	.....	409,974
Other	10	.....	10	90	.....	90	84	.....	84
Proprietary Receipts from the Public	.....	2	-2	.....	16,790	-16,790	.....	77,322	-77,322
Intrabudgetary Transactions	-312	.....	-312	-2,164	.....	-2,164	-3,235	.....	-3,235
<b>Total--Department of the Treasury</b>	<b>36,492</b>	<b>395</b>	<b>36,097</b>	<b>521,722</b>	<b>21,544</b>	<b>500,178</b>	<b>539,789</b>	<b>81,132</b>	<b>458,657</b>
<b>Department of Veterans Affairs:</b>									
Joint DOD-VA Medical Facility Demonstration Fund	31	.....	31	349	.....	349	333	.....	333
Veterans Health Administration:									
Veterans Choice Fund, Veterans Health Administration	537	.....	537	704	.....	704	.....	.....	.....
Medical Services	3,803	.....	3,803	46,020	.....	46,020	41,983	.....	41,983
Medical Support and Compliance	370	.....	370	5,288	.....	5,288	5,224	.....	5,224
Medical Facilities	398	.....	398	4,550	.....	4,550	4,715	.....	4,715
Other	88	40	48	1,072	405	667	999	382	616
Benefits Programs:									
Public Enterprise Funds:									
Housing Accounts	(**)	1	-1	4	16	-12	4	18	-14
Other	68	68	(**)	873	833	40	873	848	25
Compensation and Pensions	724	.....	724	68,780	.....	68,780	69,163	.....	69,163
Readjustment Benefits	736	.....	736	12,030	.....	12,030	12,363	.....	12,363
Veterans Housing Benefit Program Fund	34	.....	34	946	.....	946	2,124	.....	2,124
Insurance Funds:									
National Service Life	71	.....	71	925	.....	925	881	.....	881
Veterans Special Life	14	1	12	162	108	54	155	118	38
Other	6	.....	6	57	.....	57	66	.....	66
Total--Benefits Programs	1,652	71	1,582	83,777	958	82,820	85,630	984	84,647
Departmental Administration:									
Construction	144	.....	144	1,576	.....	1,576	1,155	.....	1,155
Information Technology Systems	292	.....	292	3,472	.....	3,472	3,118	.....	3,118
General Operating Expenses	302	.....	302	2,438	(**)	2,437	2,235	1	2,235
Other	43	.....	43	1,015	.....	1,015	1,055	.....	1,055
Proprietary Receipts from the Public:									
National Service Life	.....	6	-6	.....	72	-72	.....	26	-26
Other	.....	298	-298	.....	3,626	-3,626	.....	3,110	-3,110
Intrabudgetary Transactions	-20	.....	-20	-22	.....	-22	-17	.....	-17
<b>Total--Department of Veterans Affairs</b>	<b>7,642</b>	<b>414</b>	<b>7,227</b>	<b>150,240</b>	<b>5,061</b>	<b>145,179</b>	<b>146,432</b>	<b>4,502</b>	<b>141,929</b>

**Table 5. Outlays of the U.S. Government, August 2015 and Other Periods - Continued**

Classification	This Month			Current Fiscal Year to Date			Prior Fiscal Year to Date		
	Gross Outlays	Applicable Receipts	Outlays	Gross Outlays	Applicable Receipts	Outlays	Gross Outlays	Applicable Receipts	Outlays
<b>Corps of Engineers:</b>									
Construction	151	.....	151	1,917	.....	1,917	1,820	.....	1,820
Operation and Maintenance	290	.....	290	1,927	.....	1,927	1,617	.....	1,617
Flood Control and Coastal Emergencies	49	.....	49	610	.....	610	742	.....	742
Harbor Maintenance Trust Fund	.....	.....	.....	923	.....	923	897	.....	897
Rivers and Harbors Contributed Funds	62	.....	62	391	.....	391	329	.....	329
Other	33	.....	33	1,046	.....	1,046	1,026	.....	1,026
Proprietary Receipts from the Public	.....	65	-65	.....	758	-758	.....	458	-458
Intrabudgetary Transactions	(**)	.....	(**)	1	.....	1	(**)	.....	(**)
<b>Total--Corps of Engineers</b>	<b>585</b>	<b>65</b>	<b>520</b>	<b>6,815</b>	<b>758</b>	<b>6,057</b>	<b>6,431</b>	<b>458</b>	<b>5,973</b>
<b>Other Defense Civil Programs:</b>									
Military Retirement:									
Payment to Military Retirement Fund	.....	.....	.....	75,562	.....	75,562	72,885	.....	72,885
Military Retirement Fund	418	.....	418	51,985	.....	51,985	54,967	.....	54,967
Retiree Health Care:									
Payment to Department of Defense Medicare-Eligible Retiree Health Care Fund	.....	.....	.....	4,005	.....	4,005	4,250	.....	4,250
Department of Defense Medicare-Eligible Retiree Health Care Fund	578	.....	578	9,304	.....	9,304	8,594	.....	8,594
Educational Benefits	14	.....	14	311	.....	311	336	.....	336
Other	16	.....	16	220	.....	220	198	.....	198
Proprietary Receipts from the Public	.....	2	-2	.....	18	-18	.....	13	-13
Intrabudgetary Transactions	-1,275	.....	-1,275	-83,808	.....	-83,808	-84,962	.....	-84,962
<b>Total--Other Defense Civil Programs</b>	<b>-249</b>	<b>2</b>	<b>-250</b>	<b>57,579</b>	<b>18</b>	<b>57,561</b>	<b>56,267</b>	<b>13</b>	<b>56,253</b>
<b>Environmental Protection Agency:</b>									
Science and Technology	61	.....	61	689	.....	689	693	.....	693
Environmental Programs and Management	190	.....	190	2,326	.....	2,326	2,427	.....	2,427
State and Tribal Assistance Grants	323	.....	323	3,930	.....	3,930	3,798	.....	3,798
Payment to the Hazardous Substance Superfund	.....	.....	.....	981	.....	981	938	.....	938
Hazardous Substance Superfund	80	.....	80	-597	.....	-597	710	.....	710
Other	35	2	33	207	31	176	1,186	29	1,157
Proprietary Receipts from the Public	.....	6	-6	.....	288	-288	.....	92	-92
Intrabudgetary Transactions	10	.....	10	-937	.....	-937	-899	.....	-899
Offsetting Governmental Receipts	.....	2	-2	.....	27	-27	.....	22	-22
<b>Total--Environmental Protection Agency</b>	<b>699</b>	<b>9</b>	<b>690</b>	<b>6,599</b>	<b>345</b>	<b>6,254</b>	<b>8,853</b>	<b>142</b>	<b>8,710</b>
<b>Executive Office of the President:</b>									
The White House	4	.....	4	52	.....	52	50	.....	50
Office of Management and Budget	8	.....	8	83	.....	83	78	.....	78
Unanticipated Needs	2	.....	2	12	.....	12	12	.....	12
Other	19	.....	19	212	.....	212	201	.....	201
Proprietary Receipts from the Public	.....	(**)	(**)	.....	(**)	(**)	.....	(**)	(**)
Intrabudgetary Transactions	(**)	.....	(**)	(**)	.....	(**)	(**)	.....	(**)
<b>Total--Executive Office of the President</b>	<b>34</b>	<b>(**)</b>	<b>34</b>	<b>359</b>	<b>(**)</b>	<b>359</b>	<b>341</b>	<b>(**)</b>	<b>341</b>
<b>General Services Administration:</b>									
Real Property Activities	-83	.....	-83	-913	.....	-913	-867	.....	-867
Supply and Technology Activities	32	.....	32	-20	.....	-20	315	.....	315
General Activities	22	.....	22	194	.....	194	93	.....	93
Proprietary Receipts from the Public	.....	-5	5	.....	156	-156	.....	146	-146
Intrabudgetary Transactions	(**)	.....	(**)	-6	.....	-6	-10	.....	-10
<b>Total--General Services Administration</b>	<b>-30</b>	<b>-5</b>	<b>-25</b>	<b>-745</b>	<b>156</b>	<b>-901</b>	<b>-468</b>	<b>146</b>	<b>-614</b>
<b>International Assistance Programs:</b>									
Millennium Challenge Corporation	55	.....	55	644	.....	644	995	.....	995
International Security Assistance:									
Pakistan Counterinsurgency Capability Fund	.....	.....	.....	.....	.....	.....	425	.....	425
Foreign Military Financing Program	1,463	.....	1,463	6,489	.....	6,489	5,312	.....	5,312
Economic Support Fund	423	.....	423	4,574	.....	4,574	3,751	.....	3,751
Other	158	.....	158	989	30	959	1,133	117	1,016
<b>Total--International Security Assistance</b>	<b>2,044</b>	.....	<b>2,044</b>	<b>12,052</b>	<b>30</b>	<b>12,021</b>	<b>10,621</b>	<b>117</b>	<b>10,503</b>
Multilateral Assistance:									
Contribution to the International Development Association	.....	.....	.....	1,288	.....	1,288	1,360	.....	1,360
Other	5	.....	5	1,865	.....	1,865	987	.....	987
<b>Total--Multilateral Assistance</b>	<b>5</b>	.....	<b>5</b>	<b>3,152</b>	.....	<b>3,152</b>	<b>2,347</b>	.....	<b>2,347</b>



**Table 5. Outlays of the U.S. Government, August 2015 and Other Periods - Continued**

Classification	This Month			Current Fiscal Year to Date			Prior Fiscal Year to Date		
	Gross Outlays	Applicable Receipts	Outlays	Gross Outlays	Applicable Receipts	Outlays	Gross Outlays	Applicable Receipts	Outlays
<b>International Assistance Programs: - Continued</b>									
Agency for International Development:									
Development Assistance Program	128	.....	128	2,305	.....	2,305	1,973	.....	1,973
Assistance for Europe, Eurasia and Central Asia	2	.....	2	124	.....	124	342	.....	342
International Disaster Assistance	163	.....	163	2,331	.....	2,331	1,474	.....	1,474
Operating Expenses	160	.....	160	1,056	.....	1,056	1,205	.....	1,205
Other	26	(**)	26	596	(**)	596	142	(**)	142
Proprietary Receipts from the Public	.....	108	-108	.....	111	-111	.....	2	-2
Intrabudgetary Transactions	87	.....	87	-5	.....	-5	1	.....	1
<b>Total--Agency for International Development</b>	<b>566</b>	<b>108</b>	<b>458</b>	<b>6,407</b>	<b>111</b>	<b>6,296</b>	<b>5,137</b>	<b>2</b>	<b>5,135</b>
Overseas Private Investment Corporation:									
Overseas Private Investment Corporation Accounts	397	50	347	470	188	282	76	185	-109
Proprietary Receipts from the Public	.....	603	-603	.....	709	-709	.....	154	-154
<b>Total--Overseas Private Investment Corporation</b>	<b>397</b>	<b>653</b>	<b>-255</b>	<b>470</b>	<b>897</b>	<b>-427</b>	<b>76</b>	<b>339</b>	<b>-262</b>
Peace Corps	36	(**)	36	345	3	342	315	(**)	315
International Monetary Programs	-80	.....	-80	978	.....	978	151	1	150
Military Sales Program:									
Foreign Military Sales Trust Fund	2,027	.....	2,027	24,701	.....	24,701	24,092	.....	24,092
Other	(**)	74	-74	53	106	-53	44	57	-12
Proprietary Receipts from the Public	.....	3,071	-3,071	.....	28,296	-28,296	.....	25,369	-25,369
Other	8	1	7	95	2	93	93	2	92
<b>Total--International Assistance Programs</b>	<b>5,059</b>	<b>3,907</b>	<b>1,152</b>	<b>48,897</b>	<b>29,444</b>	<b>19,452</b>	<b>43,871</b>	<b>25,886</b>	<b>17,986</b>
<b>National Aeronautics and Space Administration:</b>									
Science	453	.....	453	4,726	.....	4,726	4,467	.....	4,467
Aeronautics	47	.....	47	525	.....	525	494	.....	494
Exploration	426	.....	426	4,460	.....	4,460	3,417	.....	3,417
Cross Agency Support	208	.....	208	2,477	.....	2,477	2,597	.....	2,597
Space Operations	263	.....	263	3,253	.....	3,253	3,476	.....	3,476
Other	76	.....	76	1,077	.....	1,077	1,075	.....	1,075
Proprietary Receipts from the Public	.....	(**)	(**)	.....	1	-1	.....	3	-3
Intrabudgetary Transactions	(**)	.....	(**)	-1	.....	-1	-1	.....	-1
<b>Total--National Aeronautics and Space Administration</b>	<b>1,473</b>	<b>(**)</b>	<b>1,473</b>	<b>16,517</b>	<b>1</b>	<b>16,516</b>	<b>15,525</b>	<b>3</b>	<b>15,522</b>
<b>National Science Foundation:</b>									
Research and Related Activities	585	.....	585	4,873	.....	4,873	4,885	.....	4,885
Education and Human Resources	91	.....	91	781	.....	781	804	.....	804
Other	42	.....	42	520	.....	520	539	.....	539
Proprietary Receipts from the Public	.....	3	-3	.....	35	-35	.....	33	-33
<b>Total--National Science Foundation</b>	<b>717</b>	<b>3</b>	<b>714</b>	<b>6,174</b>	<b>35</b>	<b>6,139</b>	<b>6,228</b>	<b>33</b>	<b>6,196</b>
<b>Office of Personnel Management:</b>									
Government Payment for Annuity, Employees Health and Life Insurance Benefits									
Civil Service Retirement and Disability Fund	6,798	.....	6,798	75,090	.....	75,090	73,006	.....	73,006
Employees Life Insurance Fund	255	371	-116	2,682	3,438	-757	2,703	4,122	-1,419
Employees and Retired Employees Health Benefits Fund	4,098	4,102	-4	44,257	44,161	96	41,868	42,209	-341
Other	-130	.....	-130	-10	.....	-10	214	.....	214
Proprietary Receipts from the Public	.....	(**)	(**)	.....	7	-7	.....	10	-10
Intrabudgetary Transactions:									
Postal Service Contributions	.....	.....	.....	-1,525	.....	-1,525	-1,543	.....	-1,543
Civil Service Retirement and Disability Fund:									
Other	-4	.....	-4	-42	.....	-42	-42	.....	-42
<b>Total--Office of Personnel Management</b>	<b>11,999</b>	<b>4,473</b>	<b>7,526</b>	<b>131,177</b>	<b>47,606</b>	<b>83,571</b>	<b>126,588</b>	<b>46,341</b>	<b>80,246</b>
<b>Small Business Administration:</b>									
Salaries and Expenses	74	.....	74	193	(**)	193	298	(**)	297
Business Loans Program	19	15	4	446	26	420	603	8	595
Disaster Loans Program	3	(**)	3	254	1	253	272	2	271
Other	21	2	19	176	17	159	81	18	63
Proprietary Receipts from the Public	.....	6	-6	.....	1,871	-1,871	.....	1,122	-1,122
Intrabudgetary Transactions	(**)	.....	(**)	(**)	.....	(**)	(**)	.....	(**)
<b>Total--Small Business Administration</b>	<b>117</b>	<b>23</b>	<b>94</b>	<b>1,069</b>	<b>1,916</b>	<b>-846</b>	<b>1,254</b>	<b>1,149</b>	<b>105</b>
<b>Social Security Administration:</b>									
Payments to Social Security Trust Funds	16	.....	16	30,836	.....	30,836	25,720	.....	25,720
Supplemental Security Income Program	532	.....	532	53,798	.....	53,798	57,135	.....	57,135
Federal Old-Age and Survivors Insurance Trust Fund (Off-Budget):									

**Table 5. Outlays of the U.S. Government, August 2015 and Other Periods - Continued**

Classification	This Month			Current Fiscal Year to Date			Prior Fiscal Year to Date		
	Gross Outlays	Applicable Receipts	Outlays	Gross Outlays	Applicable Receipts	Outlays	Gross Outlays	Applicable Receipts	Outlays
<b>Social Security Administration: - Continued</b>									
Benefit Payments	62,114	.....	62,114	671,437	.....	671,437	639,071	.....	639,071
Administrative Expenses	265	.....	265	3,254	.....	3,254	3,149	.....	3,149
Payment to Railroad Retirement Account	.....	.....	.....	4,258	.....	4,258	4,257	.....	4,257
<b>Total--Federal Old-Age and Survivors Insurance Trust Fund (Off-Budget)</b>	<b>62,379</b>	<b>.....</b>	<b>62,379</b>	<b>678,949</b>	<b>.....</b>	<b>678,949</b>	<b>646,477</b>	<b>.....</b>	<b>646,477</b>
Federal Disability Insurance Trust Fund (Off-Budget):									
Benefit Payments	12,052	.....	12,052	131,193	.....	131,193	129,586	.....	129,586
Administrative Expenses	259	.....	259	2,637	.....	2,637	2,502	.....	2,502
Payment to Railroad Retirement Account	.....	.....	.....	419	.....	419	444	.....	444
<b>Total--Federal Disability Insurance Trust Fund (Off-Budget)</b>	<b>12,311</b>	<b>.....</b>	<b>12,311</b>	<b>134,248</b>	<b>.....</b>	<b>134,248</b>	<b>132,532</b>	<b>.....</b>	<b>132,532</b>
Other	11	.....	11	206	.....	206	311	.....	311
Proprietary Receipts from the Public:									
On-Budget	.....	233	-233	.....	2,345	-2,345	.....	2,486	-2,486
Off-Budget	.....	6	-6	.....	78	-78	.....	119	-119
Intrabudgetary Transactions:									
Off-Budget <sup>1</sup>	-16	.....	-16	-30,835	.....	-30,835	-25,718	.....	-25,718
<b>Total--Social Security Administration</b>	<b>75,233</b>	<b>239</b>	<b>74,994</b>	<b>867,202</b>	<b>2,423</b>	<b>864,779</b>	<b>836,457</b>	<b>2,606</b>	<b>833,852</b>
<b>Independent Agencies:</b>									
Broadcasting Board of Governors	60	(**)	60	656	(**)	656	662	(**)	662
Bureau of Consumer Financial Protection	51	(**)	51	467	(**)	467	386	(**)	386
Corporation for National and Community Service	90	(**)	90	882	1	881	887	2	885
Corporation for Public Broadcasting	.....	.....	.....	445	.....	445	445	.....	445
District of Columbia:									
Courts	22	(**)	22	276	(**)	276	267	.....	267
General and Special Payments	26	3	24	558	46	512	529	(**)	528
Equal Employment Opportunity Commission	30	1	29	336	4	332	312	3	309
Export-Import Bank of the United States	163	-208	371	940	957	-17	813	1,040	-227
Federal Communications Commission:									
Universal Service Fund	769	.....	769	8,008	.....	8,008	8,473	.....	8,473
Spectrum Auction Program Account	(**)	.....	(**)	(**)	.....	(**)	1	.....	1
Other	43	2	41	295	19	276	278	26	252
Federal Deposit Insurance Corporation:									
Deposit Insurance Fund	-603	.....	-603	-9,412	.....	-9,412	-9,534	.....	-9,534
FSLIC Resolution Fund	(**)	(**)	(**)	2	4	-2	3	5	-2
<b>Total--Federal Deposit Insurance Corporation</b>	<b>-602</b>	<b>(**)</b>	<b>-603</b>	<b>-9,409</b>	<b>4</b>	<b>-9,413</b>	<b>-9,531</b>	<b>5</b>	<b>-9,536</b>
Federal Drug Control Programs	20	.....	20	213	.....	213	213	.....	213
Federal Housing Finance Agency	24	.....	24	224	.....	224	222	.....	222
Institute of Museum and Library Services	17	(**)	17	200	(**)	200	213	(**)	213
Intelligence Community Management Account	34	.....	34	433	.....	433	459	.....	459
Legal Services Corporation	29	.....	29	331	.....	331	290	.....	290
National Archives and Records Administration	39	2	37	349	24	324	344	23	322
National Credit Union Administration	28	95	-67	364	1,150	-786	-688	1,751	-2,439
National Endowment for the Arts	11	(**)	11	131	1	131	124	(**)	123
National Endowment for the Humanities	17	(**)	17	134	(**)	133	127	(**)	127
National Labor Relations Board	23	(**)	23	250	(**)	249	241	(**)	241
Nuclear Regulatory Commission	82	88	-6	958	781	178	915	647	268
Postal Service:									
Off-Budget:									
Public Enterprise Funds	5,537	5,440	97	67,098	68,702	-1,604	64,564	67,043	-2,479
Other	(**)	.....	(**)	258	.....	258	256	.....	256
Other	7	.....	7	100	.....	100	78	.....	78
Railroad Retirement Board:									
Federal Windfall Subsidy	3	.....	3	29	.....	29	33	.....	33
Federal Payments to the Railroad Retirement Accounts	2	.....	2	723	.....	723	620	.....	620
Railroad Unemployment Insurance Trust Fund:									
Benefit Payments	8	.....	8	72	.....	72	80	.....	80
Transfer To Administrative Funds	2	.....	2	12	.....	12	14	.....	14
Rail Industry Pension Fund:									
Benefit Payments	430	.....	430	4,697	.....	4,697	4,618	.....	4,618
Advances from FOASDI Fund	.....	.....	.....	.....	.....	.....	-499	.....	-499
OASDI Certifications	-1	.....	-1	-17	.....	-17	493	.....	493

**Table 5. Outlays of the U.S. Government, August 2015 and Other Periods - Continued**

Classification	This Month			Current Fiscal Year to Date			Prior Fiscal Year to Date		
	Gross Outlays	Applicable Receipts	Outlays	Gross Outlays	Applicable Receipts	Outlays	Gross Outlays	Applicable Receipts	Outlays
<b>Independent Agencies: - Continued</b>									
Transfer to Administrative Funds	10	.....	10	57	.....	57	58	.....	58
Other	(**)	.....	(**)	-1	.....	-1	2	.....	2
National Railroad Retirement Investment Trust:									
Administrative Expenses	5	.....	5	63	.....	63	69	.....	69
Transfers to the Railroad Retirement Trust Funds from the National Railroad Retirement Investment Trust	.....	.....	.....	1,030	.....	1,030	1,263	.....	1,263
Railroad Social Security Equivalent Benefit Account:									
Benefit Payments	588	.....	588	6,542	.....	6,542	6,350	.....	6,350
Transfer To Administrative Funds	4	.....	4	26	.....	26	27	.....	27
Other	-7	.....	-7	5	.....	5	2	.....	2
Proprietary Receipts from the Public	.....	147	-147	.....	435	-435	.....	3,540	-3,540
Intrabudgetary Transactions:									
Payments from Other Funds to the Railroad Retirement Trust Funds									
.....	.....	.....	.....	-4,677	.....	-4,677	-4,701	.....	-4,701
Other	-2	.....	-2	-1,753	.....	-1,753	-1,883	.....	-1,883
<b>Total--Railroad Retirement Board</b>	<b>1,041</b>	<b>147</b>	<b>894</b>	<b>6,809</b>	<b>435</b>	<b>6,374</b>	<b>6,546</b>	<b>3,540</b>	<b>3,006</b>
Securities and Exchange Commission	121	(**)	121	840	(**)	839	836	1	835
Smithsonian Institution	94	.....	94	889	(**)	889	921	(**)	921
Tennessee Valley Authority	3,459	3,842	-383	39,611	39,368	244	43,045	44,563	-1,519
Other	254	20	234	2,688	488	2,199	2,508	442	2,066
<b>Total--Independent Agencies</b>	<b>11,488</b>	<b>9,433</b>	<b>2,055</b>	<b>125,333</b>	<b>111,981</b>	<b>13,352</b>	<b>124,733</b>	<b>119,087</b>	<b>5,646</b>
<b>Undistributed Offsetting Receipts:</b>									
Other Interest	.....	.....	.....	.....	(**)	(**)	.....	(**)	(**)
Employer Share, Employee Retirement:									
Department of Health and Human Services:									
Federal Hospital Insurance Trust Fund:									
Federal Employer Contributions	-293	.....	-293	-3,158	.....	-3,158	-3,157	.....	-3,157
Postal Service Employer Contributions	-54	.....	-54	-569	.....	-569	-550	.....	-550
Department of State:									
Foreign Service Retirement and Disability Fund	-28	.....	-28	-309	.....	-309	-302	.....	-302
Other Defense Civil Programs:									
Military Retirement Fund	-1,647	.....	-1,647	-24,244	.....	-24,244	-25,149	.....	-25,149
Department of Defense Medicare-Eligible Retiree Health Care Fund									
.....	.....	.....	.....	-7,229	.....	-7,229	-7,650	.....	-7,650
Office of Personnel Management:									
Civil Service Retirement and Disability Fund	-2,458	.....	-2,458	-25,218	.....	-25,218	-22,356	.....	-22,356
Social Security Administration:									
Federal Old-Age and Survivors Insurance Trust Fund:									
Federal Employer Contributions	-1,182	.....	-1,182	-12,503	.....	-12,503	-12,281	.....	-12,281
Federal Disability Insurance Trust Fund:									
Federal Employer Contributions	-201	.....	-201	-2,124	.....	-2,124	-2,086	.....	-2,086
Other	(**)	.....	(**)	-3	.....	-3	-6	.....	-6
<b>Total--Employer Share, Employee Retirement</b>	<b>-5,863</b>	<b>.....</b>	<b>-5,863</b>	<b>-75,357</b>	<b>.....</b>	<b>-75,357</b>	<b>-73,537</b>	<b>.....</b>	<b>-73,537</b>
Interest Received by Trust Funds:									
Judicial Branch:									
Judicial Survivors Annuity Fund	(**)	.....	(**)	14	.....	14	-12	.....	-12
Department of Health and Human Services:									
Federal Hospital Insurance Trust Fund	13	.....	13	-8,582	.....	-8,582	-8,946	.....	-8,946
Federal Supplementary Medical Insurance Trust Fund	-29	.....	-29	-2,461	.....	-2,461	-2,424	.....	-2,424
Department of Homeland Security:									
Oil Spill Liability Trust Fund	-1	.....	-1	-33	.....	-33	-27	.....	-27
Other	-1	.....	-1	-6	.....	-6	-5	.....	-5
Department of Labor:									
Unemployment Trust Fund	-8	.....	-8	-876	.....	-876	-699	.....	-699
Department of State:									
Foreign Service Retirement and Disability Fund	(**)	.....	(**)	-629	.....	-629	-654	.....	-654
Department of Transportation:									
Airport and Airway Trust Fund	-4	.....	-4	-270	.....	-270	-230	.....	-230
Department of Veterans Affairs:									
National Service Life Insurance Fund	(**)	.....	(**)	-228	.....	-228	-271	.....	-271
United States Government Life Insurance Fund	(**)	.....	(**)	(**)	.....	(**)	(**)	.....	(**)
Corps of Engineers	-25	.....	-25	-90	.....	-90	-105	.....	-105
Other Defense Civil Programs:									
Military Retirement Fund	-3,344	.....	-3,344	-3,054	.....	-3,054	-13,135	.....	-13,135
Educational Benefits Fund	-16	.....	-16	-64	.....	-64	-85	.....	-85
Armed Forces Retirement Home	(**)	.....	(**)	-2	.....	-2	-2	.....	-2

**Table 5. Outlays of the U.S. Government, August 2015 and Other Periods - Continued**

Classification	This Month			Current Fiscal Year to Date			Prior Fiscal Year to Date		
	Gross Outlays	Applicable Receipts	Outlays	Gross Outlays	Applicable Receipts	Outlays	Gross Outlays	Applicable Receipts	Outlays
<b>Undistributed Offsetting Receipts: - Continued</b>									
Environmental Protection Agency	-15	.....	-15	-31	.....	-31	-62	.....	-62
Office of Personnel Management:									
Civil Service Retirement and Disability Fund	.....	.....	.....	-29,244	.....	-29,244	-30,985	.....	-30,985
Social Security Administration:									
Federal Old-Age and Survivors Insurance Trust Fund	-36	.....	-36	-93,160	.....	-93,160	-96,236	.....	-96,236
Federal Disability Insurance Trust Fund	-24	.....	-24	-2,700	.....	-2,700	-3,970	.....	-3,970
Independent Agencies:									
Railroad Retirement Board	-5	.....	-5	-28	.....	-28	-4	.....	-4
Other	-6	.....	-6	-18	.....	-18	-20	.....	-20
Other	-10	.....	-10	-44	.....	-44	-123	.....	-123
Total--Interest Received by Trust Funds	-3,512	.....	-3,512	-141,506	.....	-141,506	-157,996	.....	-157,996
Rents and Royalties on the Outer Continental Shelf Lands	.....	224	-224	.....	4,344	-4,344	.....	6,537	-6,537
Spectrum Auction Proceeds	.....	.....	.....	-18,628	.....	-18,628	-1,221	.....	-1,221
Spectrum Relocation Activities	.....	.....	.....	.....	11,500	-11,500	.....	.....	.....
<b>Total--Undistributed Offsetting Receipts</b>	<b>-9,375</b>	<b>224</b>	<b>-9,600</b>	<b>-235,491</b>	<b>15,844</b>	<b>-251,335</b>	<b>-232,754</b>	<b>6,537</b>	<b>-239,291</b>
<b>Total Outlays</b>	<b>305,727</b>	<b>30,469</b>	<b>275,257</b>	<b>3,790,812</b>	<b>377,602</b>	<b>3,413,210</b>	<b>3,705,885</b>	<b>447,597</b>	<b>3,258,288</b>
<b>Total On-Budget</b>	<b>226,958</b>	<b>25,023</b>	<b>201,935</b>	<b>3,051,581</b>	<b>308,822</b>	<b>2,742,759</b>	<b>3,002,348</b>	<b>380,435</b>	<b>2,621,913</b>
<b>Total Off-Budget</b>	<b>78,769</b>	<b>5,446</b>	<b>73,323</b>	<b>739,232</b>	<b>68,780</b>	<b>670,451</b>	<b>703,537</b>	<b>67,162</b>	<b>636,375</b>
<b>Total Surplus (+) or Deficit (-)</b>			<b>-64,421</b>			<b>-529,960</b>			<b>-589,162</b>
<b>Total On-Budget</b>			<b>-50,398</b>			<b>-564,665</b>			<b>-627,125</b>
<b>Total Off-Budget</b>			<b>-14,023</b>			<b>+34,705</b>			<b>+37,963</b>

**MEMORANDUM**

Receipts Offset Against Outlays (In Millions)

	Current Fiscal Year to Date	Comparable Period Prior Fiscal Year
Proprietary Receipts	182,648	248,764
Intrabudgetary Transactions	611,718	625,789
Governmental Receipts	28,704	9,862
<b>Total Receipts Offset Against Outlays</b>	<b>823,070</b>	<b>884,416</b>

1 Includes FICA and SECA tax credits, non-contributory military service credits, special benefits for the aged and credit for the unnegotiated OASI benefit checks.

Note: Details may not add to totals due to rounding.  
 ... No Transactions  
 (\*\*) Less than absolute value of \$500,000

**Table 6. Means of Financing the Deficit or Disposition of Surplus by the U.S. Government, August 2015 and Other Periods**  
 [\$ millions]

Assets and Liabilities Directly Related to Budget Off-Budget Activity	Net Transactions (- denotes net reduction of either liability or asset accounts)			Account Balances Current Fiscal Year		
	This Month	Fiscal Year to Date		Beginning of		Close of This Month
		This Year	Prior Year	This Year	This Month	
<b>Liability Accounts:</b>						
Borrowing from the Public:						
Treasury Securities, Issued Under General Financing Authorities:						
Debt Held by the Public	-15,292	334,781	756,332	12,784,971	13,135,044	13,119,752
Intragovernmental Holdings	15,120	-7,703	254,656	5,039,100	5,016,278	5,031,397
Total Treasury Securities Outstanding	-172	327,079	1,010,989	17,824,071	18,151,323	18,151,150
Plus Premium on Treasury Securities	-371	-46	-1,853	34,211	34,536	34,165
Less Discount on Treasury Securities	-14	-109	6,217	90,118	90,022	90,009
Total Treasury Securities Net of Premium and Discount	-530	327,142	1,002,919	17,768,163	18,095,835	18,095,305
Agency Securities, Issued Under Special Financing Authorities (See Schedule B; for Other Agency Borrowing, See Schedule C)						
Total Federal Securities	-368	436	-1,358	23,860	24,664	24,296
	-898	327,578	1,001,561	17,792,023	18,120,500	18,119,602
Deduct:						
Federal Securities Held as Investments of Government Accounts (See Schedule D)						
Less Discount on Federal Securities Held as Investments of Government Accounts	15,188	-7,683	259,532	5,039,265	5,016,394	5,031,582
Net Federal Securities Held as Investments of Government Accounts	-101	-987	4,453	26,677	25,791	25,690
	15,289	-6,696	255,079	5,012,588	4,990,603	5,005,891
Total Borrowing from the Public	-16,187	334,274	746,482	12,779,436	13,129,897	13,113,710
Accrued Interest Payable to the Public	-23,795	-10,531	-3,192	53,839	67,103	43,308
Allocations of Special Drawing Rights	321	-2,782	-554	52,358	49,255	49,576
Deposit Funds	40,979	212,370	-118,517	12,154	183,545	224,525
Miscellaneous Liability Accounts (Includes Checks Outstanding Etc.)	-606	222	-611	8,166	8,994	8,388
<b>Total Liability Accounts</b>	<b>712</b>	<b>533,553</b>	<b>623,607</b>	<b>12,905,954</b>	<b>13,438,794</b>	<b>13,439,507</b>
<b>Asset Accounts (Deduct)</b>						
Cash and Monetary Assets:						
U.S. Treasury Operating Cash:						
Federal Reserve Account <sup>1</sup>	-78,195	-26,515	-39,722	158,302	209,982	131,787
Balance	-78,195	-26,515	-39,722	158,302	209,982	131,787
Special Drawing Rights:						
Total Holdings	328	-2,814	-534	53,148	50,005	50,334
SDR Certificates Issued to Federal Reserve Banks	.....	.....	.....	-5,200	-5,200	-5,200
Balance	328	-2,814	-534	47,948	44,805	45,134
Reserve Position on the U.S. Quota in the IMF:						
U.S. Subscription to International Monetary Fund:						
Direct Quota Payments	.....	(**)	.....	54,424	54,424	54,424
Maintenance of Value Adjustments	399	-3,302	-661	8,385	4,683	5,083
Letter of Credit Issued to IMF	5,164	1,180	-4,215	-49,658	-53,642	-48,478
Dollar Deposits with the IMF	22	4	-4	-161	-178	-156
Receivable/Payable (-) for Interim Maintenance of Value Adjustments	-4,905	-2,055	518	1,798	4,648	-257
Balance	680	-4,174	-4,363	14,789	9,935	10,615
Loans to International Monetary Fund	411	-3,235	345	14,212	10,566	10,977
Other Cash and Monetary Assets	158	157	-187	25,849	25,849	26,007
Total Cash and Monetary Assets	-76,618	-36,580	-44,460	261,100	301,138	224,519
Non-Federal Securities of the National Railroad Retirement Investment Trust						
Net Activity, Guaranteed Loan Financing (See Schedule E)	80	-627	1,855	25,678	24,971	25,051
Net Activity, Direct Loan Financing (See Schedule E)	1,329	4,208	11,069	1,993	4,872	6,201
Net Activity, Direct Loan Financing (See Schedule E)	11,292	36,616	64,629	1,061,797	1,087,121	1,098,412
Miscellaneous Asset Accounts	209	-24	345	786	553	762
<b>Total Asset Accounts</b>	<b>-63,708</b>	<b>3,593</b>	<b>33,437</b>	<b>1,351,353</b>	<b>1,418,654</b>	<b>1,354,946</b>
<b>Excess of Liabilities (+) or Assets (-)</b>	<b>64,421</b>	<b>529,960</b>	<b>590,170</b>	<b>11,554,601</b>	<b>12,020,141</b>	<b>12,084,561</b>
Transactions Not Applied to Current Year's Surplus or Deficit (See Schedule A for Details)						
	.....	-1	-1,008	.....	-1	-1
<b>Total Budget and Off-Budget Federal Entities (Financing of Deficit (+) or Disposition of Surplus (-))</b>	<b>64,421</b>	<b>529,960</b>	<b>589,162</b>	<b>11,554,601</b>	<b>12,020,140</b>	<b>12,084,560</b>

1 Major sources of information used to determine Treasury's operating cash balance include Federal Reserve Banks, Treasury Regional Finance Centers, Internal Revenue Service Centers, various electronic systems, and information on the Public Debt. Information is presented on a modified cash basis. Deposits are

reflected as received and withdrawals are reflected as processed.  
 Note: Details may not add to totals due to rounding.

... No Transactions

(\*\*) Less than absolute value of \$500,000

**Table 6. Schedule A-Analysis of Change in Excess of Liabilities of the U.S. Government, August 2015 and Other Periods**

Classification	[\$ millions]		
	This Month	Fiscal Year to Date	
		This Year	Prior Year
<b>Excess of Liabilities Beginning of Period:</b>			
Based on Composition of Unified Budget in Preceding Period	12,020,141	11,554,591	11,070,365
Adjustments During Current Fiscal Year for Changes in Composition of Unified Budget:			
Revisions by Federal Agencies to the Prior Budget Results	.....	9	42
Excess of Liabilities Beginning of Period (Current Basis)	12,020,141	11,554,601	11,070,408
Budget Surplus (-) or Deficit:			
Based on Composition of Unified Budget in Prior Fiscal Year	64,421	529,960	589,162
Total Surplus (-) or Deficit (Table 2)	64,421	529,960	589,162
Total-On-Budget (Table 2)	50,398	564,665	627,125
Total-Off-Budget (Table 2)	14,023	-34,705	-37,963
Transactions Not Applied to Current Year's Surplus or Deficit:			
Premium/Discount on Buyback of U.S. Treasury Securities	.....	1	.....
Reclassification of Aged Unreconciled Accounts	.....	(**)	1,008
Total-Transactions Not Applied to Current Year's Surplus or Deficit	.....	1	1,008
<b>Excess of Liabilities Close of Period</b>	<b>12,084,561</b>	<b>12,084,561</b>	<b>11,660,578</b>

Note: Details may not add to totals due to rounding.  
 ... No Transactions

(\*\*) Less than absolute value of \$500,000

**Table 6. Schedule B-Securities Issued by Federal Agencies Under Special Financing Authorities, August 2015 and Other Periods**

Classification	[\$ millions]					
	This Month	Net Transactions (-) denotes net reduction of liability accounts		Account Balances Current Fiscal Year		
		Fiscal Year to Date		Beginning of		Close of
	This Year	Prior Year	This Year	This Month	This Month	
<b>Agency Securities, Issued Under Special Financing Authorities:</b>						
Obligations Guaranteed by the United States, Issued By:						
Department of Housing and Urban Development:						
Federal Housing Administration	.....	.....	.....	19	19	19
Obligations Not Guaranteed by the United States, Issued By:						
Legislative Branch:						
Architect of the Capitol	1	(**)	-8	106	105	106
Independent Agencies:						
Federal Communications Commission	.....	.....	.....	(**)	(**)	(**)
National Archives and Records Administration	-10	-20	-18	116	106	97
Tennessee Valley Authority	-359	455	-1,332	23,620	24,434	24,075
<b>Total Agency Securities</b>	<b>-368</b>	<b>436</b>	<b>-1,358</b>	<b>23,860</b>	<b>24,664</b>	<b>24,296</b>

Note: Details may not add to totals due to rounding.  
 ... No Transactions

(\*\*) Less than absolute value of \$500,000

**Table 6. Schedule C (Memorandum)-Federal Agency Borrowing Financed Through the Issue of Treasury Securities, August 2015 and Other Periods**

Classification	[\$ millions]					
	Transactions			Account Balances Current Fiscal Year		
	This Month	Fiscal Year to Date		Beginning of		Close of This Month
This Year		Prior Year	This Year	This Month		
<b>Borrowing from the US Treasury:</b>						
Department of Agriculture:						
Farm Service Agency:						
Commodity Credit Corporation	-304	-2,258	4,812	9,811	7,856	7,553
Agricultural Credit Insurance Fund	968	2,122	824	8,257	9,410	10,379
Farm Storage Facility Loans	-32	-34	172	994	992	960
Emergency Boll Weevil Loan Fund	.....	4	(**)	2	5	5
Rural Housing Service:						
Rural Housing Insurance	392	7	-322	16,369	15,984	16,376
Rural Community Facility Loans Fund	554	881	200	5,517	5,844	6,397
Multifamily Housing Revitalization Loan Account	17	36	-15	240	259	277
Rural Business - Cooperative Service:						
Rural Business and Industry Loans	12	(**)	-4	68	56	68
Rural Development Loan Fund	5	1	-4	316	312	317
Rural Economic Development Loan Fund	18	35	18	169	186	204
Renewable Energy Guaranteed Loan Account	.....	.....	.....	(**)	(**)	(**)
Rural Microenterprise Investment Loans	4	7	4	22	25	29
Rural Utilities Service:						
Rural Water and Waste Disposal Fund	405	462	63	12,257	12,314	12,720
Rural Electrification and Telecommunications Fund	228	-289	43	12,308	11,791	12,019
Rural Telephone Bank	1	-45	-61	293	247	248
Distance Learning and Telemedicine Program	3	-150	51	1,345	1,193	1,196
Foreign Agricultural Service	-60	-60	-160	748	748	688
Department of Commerce:						
National Oceanic and Atmospheric Administration:						
Fisheries Finance	(**)	96	48	511	607	607
State and Local Implementation Fund	.....	18	10	22	40	40
National Telecommunications and Information Administration:						
Public Safety Trust Fund	.....	.....	1,961	779	779	779
Department of Defense--Military Programs:						
Family Housing Improvement Loans	61	122	205	1,391	1,451	1,513
Department of Education:						
College Housing and Academic Facilities Loans	.....	(**)	(**)	32	32	32
Federal Direct Student Loans	-4,104	127,489	134,867	855,279	986,872	982,768
Teach Grant Loans	.....	101	81	555	656	656
Temporary Student Loan Purchase Authority	-308	1,250	-220	66,274	67,832	67,524
Federal Family Education Loans	.....	.....	.....	43,254	43,254	43,254
Department of Energy:						
Bonneville Power Administration Fund	-38	504	467	4,242	4,784	4,746
Western Area Power Administration - Recovery Act	.....	5	34	92	97	97
Advanced Technology Vehicles Manufacturing Loans	.....	.....	-4	27	27	27
Title 17 Innovative Technology Loans	.....	62	109	91	153	153
Department of Health and Human Services:						
Consumer Operated and Oriented Plan	.....	163	309	857	1,019	1,019
Consumer Operated and Oriented Plan Program Contingency Fund	.....	206	47	37	243	243
Department of Homeland Security:						
National Flood Insurance Fund	.....	-1,000	.....	24,000	23,000	23,000
Disaster Assistance Loan Fund	.....	-62	22	81	19	19
Department of Housing and Urban Development:						
Public and Indian Housing Programs:						
Low-Rent Public Housing - Loans and Other Expenses	.....	.....	1	116	116	116
Native Hawaiian Housing Loans	(**)	(**)	.....	6	6	6
Housing Programs:						
Emergency Homeowners' Relief Fund	.....	.....	(**)	3	3	3
Federal Housing Administration	.....	20	.....	27,528	27,548	27,548
Green Retrofit Program for Multifamily Housing-Recovery Act	.....	.....	.....	8	8	8
Department of the Interior:						
Helium Fund	.....	.....	-44	.....	.....	.....
Bureau of Indian Affairs and Bureau of Indian Education	1	1	-4	5	5	6
Bureau of Reclamation Loan Fund	.....	(**)	(**)	34	34	34
Assistance to American Samoa Loan Fund	.....	(**)	1	9	9	9

**Table 6. Schedule C (Memorandum)-Federal Agency Borrowing Financed Through the Issue of Treasury Securities, August 2015 and Other Periods - Continued**

Classification	Transactions			Account Balances Current Fiscal Year		
	This Month	Fiscal Year to Date		Beginning of		Close of This Month
		This Year	Prior Year	This Year	This Month	
<b>Borrowing from the US Treasury: - Continued</b>						
Department of Labor:						
Black Lung Disability Trust Fund	.....	-160	.....	4,733	4,573	4,573
Department of State:						
Repatriation Loans	.....	1	1	4	5	5
Department of Transportation:						
Federal Highway Administration:						
Transportation Infrastructure Finance and Innovation Fund	218	456	1,419	7,342	7,580	7,798
Federal Railroad Administration:						
Railroad Rehabilitation and Improvement Loan Fund	10	91	75	843	923	934
Other	.....	.....	.....	(**)	(**)	(**)
Maritime Administration:						
Maritime Guaranteed Loan (Title XI) Fund	.....	.....	-37	.....	.....	.....
Department of the Treasury:						
Departmental Offices:						
Community Development Financial Institutions Fund	-4	12	16	53	69	65
Temporary Credit and Liquidity Program	-715	-1,046	-794	8,072	7,741	7,026
Troubled Asset Relief Program	-211	-886	-10,645	1,304	629	418
Small Business Lending Financing Fund	-750	-750	-500	3,212	3,212	2,462
Federal Financing Bank Revolving Fund	-555	1,732	-6,025	56,528	58,815	58,260
Department of Veterans Affairs:						
Veterans Housing Benefit Program Fund	.....	370	256	624	994	994
Native American Veteran Housing Fund	.....	8	4	67	75	75
Vocational Rehabilitation Loan Fund	.....	2	1	1	3	3
Corps of Engineers:						
Washington Aqueduct	.....	(**)	(**)	1	1	1
Environmental Protection Agency:						
Abatement, Control, and Compliance Loan Program	.....	.....	.....	(**)	(**)	(**)
International Assistance Programs:						
International Security Assistance:						
Military Debt Reduction	.....	.....	.....	37	37	37
Agency for International Development:						
International Debt Reduction	.....	.....	.....	478	478	478
Development Credit Authority Loan Fund	.....	.....	(**)	3	3	3
Overseas Private Investment Corporation	-1,138	-784	365	2,807	3,160	2,022
International Monetary Programs	.....	.....	1	7,847	7,847	7,847
Small Business Administration:						
Business Loan Fund	.....	121	428	1,706	1,827	1,827
Disaster Loan Fund	.....	198	340	6,051	6,248	6,248
Independent Agencies:						
Export-Import Bank of the United States	-968	701	3,014	21,634	23,303	22,334
Federal Communications Commission:						
Spectrum Auction Loan Fund	.....	.....	(**)	.....	.....	.....
National Credit Union Administration	-300	-300	-2,125	2,600	2,600	2,300
Presidio Trust	.....	.....	.....	50	50	50
Railroad Retirement Board:						
Social Security Equivalent Benefit Account	274	-374	-403	3,532	2,884	3,158
Smithsonian Institution:						
John F. Kennedy Center Parking Facilities	.....	.....	.....	20	20	20
<b>Total Borrowing from the US Treasury</b>	<b>-6,312</b>	<b>129,085</b>	<b>128,902</b>	<b>1,223,498</b>	<b>1,358,896</b>	<b>1,352,583</b>
<b>Borrowing from the Federal Financing Bank:</b>						
Department of Agriculture:						
Rural Utilities Service:						
Rural Electrification and Telecommunications Fund	124	-791	2,196	42,725	41,810	41,934
Department of Education:						
Historically Black College and University Capital Financing Fund	4	60	119	1,260	1,316	1,320
Department of Energy:						
Advanced Technology Vehicles Manufacturing Loans	.....	-488	-639	5,160	4,672	4,672
Title 17 Innovative Technology Loans	-37	1,653	1,334	9,369	11,058	11,022
Department of Health and Human Services:						
Health Maintenance Organization Loan and Loan Guarantee Fund	.....	.....	.....	(**)	(**)	(**)



**Table 6. Schedule C (Memorandum)-Federal Agency Borrowing Financed Through the Issue of Treasury Securities, August 2015 and Other Periods - Continued**

Classification	Transactions			Account Balances Current Fiscal Year		
	This Month	Fiscal Year to Date		Beginning of		Close of This Month
		This Year	Prior Year	This Year	This Month	
<b>Borrowing from the Federal Financing Bank: - Continued</b>						
Department of Housing and Urban Development:						
Housing Programs:						
Federal Housing Administration	(**)	96	.....	.....	96	96
Department of Transportation:						
Federal Railroad Administration:						
Railroad Rehabilitation and Improvement Loan Fund	.....	.....	(**)	.....	.....	.....
Department of the Treasury:						
Departmental Offices:						
Community Development Financial Institutions Fund	13	88	34	38	113	126
Department of Veterans Affairs:						
Guaranteed Transitional Housing Loans for Homeless Veterans	.....	(**)	(**)	5	5	5
General Services Administration:						
Federal Buildings Fund	.....	.....	-1,733	.....	.....	.....
International Assistance Programs:						
International Security Assistance:						
Foreign Military Financing Program	.....	.....	-80	.....	.....	.....
Independent Agencies:						
Postal Service	.....	.....	.....	15,000	15,000	15,000
<b>Total Borrowing from the Federal Financing Bank</b>	<b>104</b>	<b>619</b>	<b>1,230</b>	<b>73,555</b>	<b>74,070</b>	<b>74,174</b>

Note: Details may not add to totals due to rounding.

Note: This table includes lending by the Federal Financing Bank accomplished by the purchase of agency financial assets, by the acquisition of agency debt securities, and by direct loans on behalf of an agency. The Federal Financing Bank borrows from Treasury and issues its own securities and in turn may loan

these funds to agencies in lieu of agencies borrowing directly through Treasury or issuing their own securities.

... No Transactions

(\*\*) Less than absolute value of \$500,000

**Table 6. Schedule D-Investments of Federal Government Accounts in Federal Securities, August 2015 and Other Periods**

[\$ millions]

Classification	Net Purchases or Sales (-)			Securities Held as Investments Current Fiscal Year		
	This Month	Fiscal Year to Date		Beginning of		Close of This Month
		This Year	Prior Year	This Year	This Month	
<b>Federal Funds:</b>						
Department of Agriculture	-3	39	5	143	185	182
Department of Commerce	.....	3	2	.....	3	3
Department of Defense--Military Programs:						
Defense Cooperation Account	.....	(**)	(**)	8	8	8
Department of Energy	-2	310	717	55,464	55,776	55,774
Department of Health and Human Services	.....	5	3	2,101	2,106	2,106
Department of Homeland Security	-19	255	.....	.....	274	255
Department of Housing and Urban Development:						
Housing Programs:						
Federal Housing Administration Fund	1,427	7,041	5,497	6,379	11,993	13,421
Government National Mortgage Association:						
Guarantees of Mortgage-Backed Securities	(**)	8,575	-336	151	8,726	8,726
Department of the Interior	212	858	-364	6,848	7,495	7,706
Department of Labor	80	1,130	54	17,490	18,540	18,620
Department of State:						
Foreign Service Retirement and Disability Fund	(**)	1	.....	.....	1	1
Department of Transportation	62	-21	206	2,180	2,097	2,159
Department of the Treasury	(**)	4,121	-777	25,317	29,437	29,438
Department of Veterans Affairs:						
Veterans Reopened Insurance Fund	-3	-26	-23	199	177	173
Servicemen'S Group Life Insurance Fund	.....	(**)	(**)	1	1	1
Other Defense Civil Programs:						
Uniformed Services Retiree Health Care Fund	534	5,874	12,258	200,372	205,712	206,246
Office of Personnel Management:						
Postal Service Contributions	.....	-3,231	6,144	48,468	45,237	45,237
Independent Agencies:						
Federal Deposit Insurance Corporation:						
Deposit Insurance Fund	604	9,445	9,704	48,750	57,591	58,195
FSLIC Resolution Fund	(**)	1	2	827	828	828
Federal Housing Finance Agency	-20	13	12	64	97	77
National Credit Union Administration	-232	512	338	11,555	12,299	12,067
Postal Service	-249	1,197	2,238	5,450	6,895	6,647
Tennessee Valley Authority	(**)	(**)	(**)	25	25	25
Other	-11	619	1,008	17,190	17,819	17,808
Other	-99	-805	2,573	13,550	12,844	12,745
Total Treasury Securities	2,282	35,915	39,259	462,532	496,165	498,447
<b>Total Federal Funds</b>	<b>2,282</b>	<b>35,915</b>	<b>39,259</b>	<b>462,532</b>	<b>496,165</b>	<b>498,447</b>
<b>Trust Funds:</b>						
Legislative Branch:						
Library of Congress	(**)	-3	5	29	26	26
United States Tax Court	(**)	(**)	(**)	11	11	11
Other	(**)	-2	(**)	30	29	28
Judicial Branch:						
Judicial Retirement Funds	-6	10	66	1,084	1,100	1,093
Department of Agriculture	.....	.....	6	6	6	6
Department of Defense--Military Programs:						
Voluntary Separation Incentive Fund	-8	-20	-34	222	209	201
Other	-7	-549	-28	875	333	326
Department of Health and Human Services:						
Federal Hospital Insurance Trust Fund	2,773	-10,465	-7,130	202,207	188,969	191,742
Federal Supplementary Medical Insurance Trust Fund	7,908	-4,931	3,527	68,391	55,552	63,460
Other	29	51	77	3,385	3,407	3,436
Department of Homeland Security	-47	543	456	5,589	6,180	6,132
Department of the Interior	(**)	(**)	-1	9	8	9
Department of Labor:						
Unemployment Trust Fund	4,621	12,310	7,800	35,919	43,609	48,229
Other	31	1	-18	63	33	64
Department of State:						
Foreign Service Retirement and Disability Fund	-7	277	302	17,792	18,076	18,069
Other	-1	3	(**)	43	47	46
Department of Transportation:						
Airport and Airway Trust Fund	-291	-551	431	12,759	12,499	12,208

**Table 6. Schedule D-Investments of Federal Government Accounts in Federal Securities, August 2015 and Other Periods - Continued**  
 [\$ millions]

Classification	Net Purchases or Sales (-)			Securities Held as Investments Current Fiscal Year		
	This Month	Fiscal Year to Date		Beginning of		Close of This Month
		This Year	Prior Year	This Year	This Month	
<b>Trust Funds: - Continued</b>						
Highway Trust Fund	6,914	202	11,025	10,696	3,984	10,898
Department of the Treasury	-94	287	-26	1,644	2,025	1,931
Department of Veterans Affairs:						
General Post Fund, National Homes	.....	41	-21	65	106	106
National Service Life Insurance	-68	-645	-581	5,629	5,053	4,984
United States Government Life Insurance Fund	(**)	-2	-2	7	6	6
Veterans Special Life Insurance Fund	-12	-60	-38	1,863	1,816	1,804
Corps of Engineers	53	327	598	8,439	8,713	8,766
Other Defense Civil Programs:						
Military Retirement Fund	4,924	50,873	60,252	483,111	529,061	533,985
Other	6	-194	-199	1,624	1,424	1,430
Environmental Protection Agency	20	500	-539	3,887	4,367	4,386
National Aeronautics and Space Administration	1	1	(**)	16	15	16
Office of Personnel Management:						
Civil Service Retirement and Disability Fund	.....	-125,902	106,665	857,169	731,267	731,267
Employees Life Insurance Fund	116	747	1,226	43,213	43,844	43,960
Employees and Retired Employees Health Benefits Fund	11	-102	315	23,558	23,445	23,456
Social Security Administration:						
Federal Old-Age and Survivors Insurance Trust Fund	-10,463	59,324	63,102	2,712,805	2,782,592	2,772,129
Federal Disability Insurance Trust Fund	-3,419	-25,955	-27,745	70,113	47,578	44,159
Independent Agencies:						
Harry S Truman Scholarship Foundation	(**)	-15	(**)	54	40	40
Japan-United States Friendship Commission	.....	.....	.....	38	38	38
Railroad Retirement Board:						
Treasury Securities	-177	91	403	2,670	2,938	2,761
Agency Securities	(**)	1	-2	3	5	5
Other	102	208	381	1,713	1,818	1,920
Total Treasury Securities	12,906	-43,599	220,275	4,576,730	4,520,224	4,533,131
Total Agency Securities	(**)	1	-2	3	5	5
<b>Total Trust Funds</b>	<b>12,906</b>	<b>-43,598</b>	<b>220,273</b>	<b>4,576,733</b>	<b>4,520,229</b>	<b>4,533,135</b>
<b>Grand Total</b>	<b>15,188</b>	<b>-7,683</b>	<b>259,532</b>	<b>5,039,265</b>	<b>5,016,394</b>	<b>5,031,582</b>

Note: Details may not add to totals due to rounding.  
 Note: Investments are in Treasury securities unless otherwise noted.

... No Transactions  
 (\*\*) Less than absolute value of \$500,000

**Table 6. Schedule E-Net Activity, Guaranteed and Direct Loan Financing, August 2015 and Other Periods**

[\$ millions]

Classification	Net Transactions (-) denotes net reduction of asset accounts			Account Balances Current Fiscal Year		
	This Month	Fiscal Year to Date		Beginning of		Close of This Month
		This Year	Prior Year	This Year	This Month	
<b>Guaranteed Loan Financing Activity:</b>						
Department of Agriculture:						
Farm Service Agency:						
Commodity Credit Corporation Export Fund	(**)	7	-108	239	246	246
Agricultural Credit Insurance Fund	-2	-26	-7	-177	-201	-203
Natural Resources Conservation Service:						
Agricultural Resource Conservation Demonstration Program	.....	.....	.....	(**)	(**)	(**)
Rural Housing Service:						
Rural Community Facility Loans	(**)	6	3	-57	-50	-51
Rural Housing Insurance Fund	558	753	-557	-3,667	-3,471	-2,914
Rural Business - Cooperative Service:						
Rural Business and Industry Loans	-2	-2	5	-488	-487	-490
Renewable Energy Guaranteed Loan Account	(**)	-13	20	-22	-35	-35
Biorefinery Assistance Loan Account	.....	(**)	23	-22	-22	-22
Rural Utilities Service:						
Rural Water and Waste Disposal Fund	(**)	(**)	(**)	-25	-25	-25
Department of Commerce:						
National Oceanic and Atmospheric Administration:						
Fishing Vessel Obligations	.....	.....	(**)	.....	.....	.....
General Administration:						
Emergency Oil, Gas, and Steel Account	.....	.....	.....	5	5	5
Department of Defense--Military Programs	-1	-1	(**)	-59	-59	-59
Department of Education:						
Office of Student Financial Assistance:						
Federal Family Education Loans	-822	-4,688	1,294	38,015	34,148	33,326
Department of Energy:						
Title 17 Innovative Technology Loans	.....	11	-54	-229	-218	-218
Department of Health and Human Services:						
Health Resources and Services Administration:						
Health Center Loans	(**)	(**)	(**)	-3	-3	-2
Health Education Assistance Loans	.....	.....	42	-70	-70	-70
Department of Housing and Urban Development:						
Public and Indian Housing Programs:						
Indian Housing Loans	-12	-19	-103	-155	-162	-174
Native Hawaiian Housing Loans	1	-1	1	3	(**)	2
Community Planning and Development:						
Community Development Loans	.....	(**)	4	-109	-109	-109
Housing Programs:						
FHA-Mutual Mortgage Insurance Loans	1,635	7,092	11,061	-15,830	-10,373	-8,738
FHA-General and Special Risk Fund	171	2,872	3,707	-4,512	-1,811	-1,641
Home Ownership Preservation Entity Fund	(**)	2	2	-18	-16	-16
Government National Mortgage Association:						
Guarantees of Mortgage-Backed Securities	-140	-1,205	-1,976	3,400	2,335	2,194
Department of the Interior:						
Bureau of Indian Affairs and Bureau of Indian Education						
	(**)	-6	(**)	-59	-65	-65
Department of Transportation:						
Office of the Secretary:						
Minority Business Resource Center Fund	(**)	(**)	(**)	-1	(**)	(**)
Federal Highway Administration:						
Transportation Infrastructure Finance and Innovation Fund	.....	.....	.....	(**)	(**)	(**)
Maritime Administration:						
Maritime Guaranteed Loan (Title XI) Fund	.....	(**)	-10	-231	-231	-231
Department of the Treasury:						
Departmental Offices:						
Air Transportation Stabilization Fund	.....	.....	.....	(**)	(**)	(**)
Troubled Assets Insurance Financing Fund	.....	.....	.....	(**)	(**)	(**)
Troubled Asset Relief Program	-1	3	2	-13	-9	-10
Department of Veterans Affairs:						
Veterans Benefits Administration:						
Veterans Housing Benefit Program Fund	-101	-997	-2,197	-7,735	-8,631	-8,731

**Table 6. Schedule E-Net Activity, Guaranteed and Direct Loan Financing, August 2015 and Other Periods - Continued**

Classification	Net Transactions (-) denotes net reduction of asset accounts			Account Balances Current Fiscal Year		
	This Month	Fiscal Year to Date		Beginning of		Close of This Month
		This Year	Prior Year	This Year	This Month	
<b>Guaranteed Loan Financing Activity: - Continued</b>						
International Assistance Programs:						
Agency for International Development:						
Ukraine Export Credit Insurance Fund	.....	-447	-194	-196	-643	-643
Loan Guarantees to Israel	.....	.....	.....	-1,226	-1,226	-1,226
Urban and Environmental Credit Guaranteed Loans	(**)	2	2	-56	-54	-54
Microenterprise and Small Enterprise Development	.....	.....	.....	(**)	(**)	(**)
Development Credit Authority Loan Fund	(**)	-5	-8	-72	-78	-77
Loan Guarantees to Egypt	.....	.....	.....	-481	-481	-481
Tunisia Loan Fund	.....	.....	-188	-253	-253	-253
Overseas Private Investment Corporation	171	135	-6	149	113	284
Small Business Administration:						
Business Loan Fund	-16	589	28	-2,224	-1,620	-1,635
Independent Agencies:						
Export-Import Bank of the United States	-110	144	284	-1,828	-1,573	-1,684
<b>Net Activity, Guaranteed Loan Financing</b>	<b>1,329</b>	<b>4,208</b>	<b>11,069</b>	<b>1,993</b>	<b>4,872</b>	<b>6,201</b>
<b>Direct Loan Financing Activity:</b>						
Department of Agriculture:						
Farm Service Agency:						
Agricultural Credit Insurance Fund	75	685	232	7,452	8,062	8,137
Farm Storage Facility Loans	-5	-7	32	776	774	769
Apple Loans Fund	.....	(**)	(**)	(**)	(**)	(**)
Emergency Boll Weevil Loan Fund	.....	4	(**)	1	5	5
Rural Housing Service:						
Rural Community Facility Loans Fund	7	290	176	4,957	5,239	5,247
Rural Housing Insurance Fund	-45	-495	-740	15,265	14,814	14,769
Multifamily Housing Revitalization Loan Account	3	24	4	211	232	235
Rural Business - Cooperative Service:						
Rural Business and Industry Loan Fund	(**)	-1	-5	42	41	41
Rural Development Loan Fund	-2	-19	-18	293	276	274
Rural Economic Development Loan Fund	3	18	28	145	160	163
Rural Microenterprise Investment Loans	(**)	4	2	20	24	24
Rural Utilities Service:						
Rural Water and Waste Disposal Loans	-4	-287	143	10,812	10,529	10,526
Rural Electrification and Telecommunications Fund	-157	-2,987	1,436	50,269	47,440	47,282
Rural Telephone Bank	-3	-38	-52	248	213	210
Distance Learning and Telemedicine Program	2	44	-125	1,053	1,095	1,097
Rural Development Insurance Fund	.....	.....	.....	1,065	1,065	1,065
Foreign Agricultural Service:						
P.L. 480 Direct Loan Fund	-6	-87	-162	657	576	570
International Debt Reduction	(**)	-6	-7	-5	-11	-11
Department of Commerce:						
National Oceanic and Atmospheric Administration:						
Fisheries Finance	-13	-24	-30	511	501	487
Department of Defense--Military Programs	56	62	152	1,391	1,397	1,453
Department of Education:						
Office of Postsecondary Education:						
College Housing and Academic Facilities Loans	(**)	(**)	-1	4	4	4
Historically Black College and University Capital Financing Fund	4	117	127	1,062	1,175	1,180
Office of Student Financial Assistance:						
Federal Direct Student Loans	12,670	49,258	78,881	797,552	834,140	846,810
Teach Grant Loans	-2	68	55	535	606	603
Temporary Student Loan Purchase Authority	-834	-8,324	-8,395	101,225	93,735	92,901
Department of Energy:						
Advanced Technology Vehicles Manufacturing Loans	.....	-484	-472	5,029	4,546	4,546
Title 17 Innovative Technology Loans	-7	1,919	1,426	8,306	10,232	10,225
Department of Health and Human Services:						
Consumer Operated and Oriented Plan	35	233	317	758	956	991
Consumer Operated and Oriented Plan Program Contingency Fund	(**)	155	21	31	186	186
Department of Homeland Security:						

**Table 6. Schedule E-Net Activity, Guaranteed and Direct Loan Financing, August 2015 and Other Periods - Continued**

Classification	[\$ millions]					
	Net Transactions (-) denotes net reduction of asset accounts			Account Balances Current Fiscal Year		
	This Month	Fiscal Year to Date		Beginning of		Close of This Month
This Year		Prior Year	This Year	This Month		
<b>Direct Loan Financing Activity: - Continued</b>						
Disaster Assistance Loan Fund	(**)	-77	13	8	-70	-70
Department of Housing and Urban Development:						
Housing Programs:						
Emergency Homeowners' Relief Fund	(**)	-1	-1	1	(**)	(**)
FHA-Mutual Mortgage Insurance Loans	.....	.....	(**)	-6	-6	-6
FHA-General and Special Risk Fund	(**)	104	.....	(**)	104	104
Green Retrofit Program for Multifamily Housing Fund	(**)	-7	-5	5	-2	-2
Department of the Interior:						
Bureau of Reclamation	.....	-3	-3	35	32	32
Bureau of Indian Affairs and Bureau of Indian Education	(**)	(**)	-1	3	3	3
Assistance to American Samoa Loan Fund	.....	-1	(**)	9	9	9
Department of State:						
Administration of Foreign Affairs:						
Repatriation Loans	(**)	-1	-1	1	-1	-1
Department of Transportation:						
Federal Highway Administration:						
Transportation Infrastructure Finance and Innovation Fund	216	342	772	6,769	6,894	7,111
Tiger Tifia Loan Fund	.....	7	34	569	576	576
Federal Railroad Administration:						
Railroad Rehabilitation and Improvement Loan Fund	9	16	25	834	841	850
Department of the Treasury:						
Departmental Offices:						
Community Development Financial Institutions Fund	13	98	48	91	176	189
GSE Mortgage-Backed Securities Purchase Program	.....	.....	.....	4,613	4,613	4,613
Temporary Credit and Liquidity Program	-46	-1,263	-833	7,905	6,688	6,642
Troubled Asset Relief Program	-15	-331	-9,080	696	380	364
Small Business Lending Program	-45	-798	-517	3,174	2,421	2,376
Bureau of the Fiscal Service:						
Financial Management Service	.....	.....	.....	(**)	(**)	(**)
Department of Veterans Affairs:						
Veterans Benefits Administration:						
Veterans Housing Benefit Program Fund	-6	-34	-57	531	502	496
Native American Veteran Housing Fund	(**)	-1	-1	64	63	63
Transitional Housing Loans	(**)	(**)	(**)	(**)	(**)	(**)
Vocational Rehabilitation Loan Fund	(**)	(**)	(**)	1	1	1
Environmental Protection Agency:						
Abatement, Control, and Compliance Loan Program	.....	(**)	(**)	(**)	(**)	(**)
International Assistance Programs:						
International Security Assistance:						
Foreign Military Loan Program	.....	.....	.....	-27	-27	-27
Military Debt Reduction	.....	.....	.....	37	37	37
Agency for International Development:						
International Debt Reduction	(**)	-37	-25	93	57	57
Overseas Private Investment Corporation	58	102	-54	1,391	1,435	1,493
International Monetary Programs	-577	-785	-12	-69	-277	-854
Small Business Administration:						
Business Loan Fund	(**)	7	18	148	155	155
Disaster Loan Fund	-50	-568	-461	5,572	5,054	5,004
Independent Agencies:						
Export-Import Bank of the United States	-42	-277	1,740	19,689	19,454	19,411
Federal Communications Commission:						
Spectrum Auction Loan Fund	(**)	(**)	3	-3	-3	-3
<b>Net Activity, Direct Loan Financing</b>	<b>11,292</b>	<b>36,616</b>	<b>64,629</b>	<b>1,061,797</b>	<b>1,087,121</b>	<b>1,098,412</b>

Note: Details may not add to totals due to rounding.

Note: Federal credit programs provide benefits to the public in the form of direct loans and loan guarantees. This table reflects cash transactions and balances of the nonbudgetary financing fund accounts that result from the disbursement of loans, collection of fees, repayment of principle, sale of collateral, interest, and subsidy received from the credit program accounts at

net present value in accordance with the Credit Reform Act of 1990. Unreimbursed costs such as administrative expenses and subsidy payments are reported on a cash basis and included within each program's budgetary totals in Table 5.

... No Transactions

(\*\*) Less than absolute value of \$500,000

**Table 7. Receipts and Outlays of the U.S. Government by Month, Fiscal Year 2015**

Classification	[\$ millions]												Fiscal Year to Date	Comparable Period Prior F.Y.
	Oct.	Nov.	Dec.	Jan.	Feb.	March	April	May	June	July	Aug.	Sept.		
<b>Receipts:</b>														
Individual Income Taxes	106,661	85,958	145,029	177,199	40,614	85,973	288,204	85,035	152,827	109,130	102,625		1,379,255	1,233,274
Corporation Income Taxes	10,228	2,582	84,231	7,459	-2,866	30,481	43,230	7,340	72,768	10,615	2,319		268,387	247,200
Social Insurance and Retirement Receipts:														
Employment and General Retirement	70,394	75,868	74,623	94,995	77,210	96,797	106,733	78,965	95,463	74,715	77,422		923,185	883,619
Unemployment Insurance	3,187	3,214	770	2,519	6,831	454	9,496	15,204	409	3,498	5,387		50,969	54,591
Other Retirement	293	279	285	338	281	328	301	286	289	349	318		3,347	3,155
Excise Taxes	5,915	7,270	6,567	6,689	6,412	6,559	6,172	7,403	7,100	6,879	7,766		74,732	73,051
Estate and Gift Taxes	1,418	1,508	1,990	1,344	1,008	1,642	3,245	1,703	1,254	1,311	1,265		17,687	17,702
Customs Duties	3,485	2,964	2,791	3,023	2,525	2,627	3,430	2,548	2,941	3,602	1,908		31,843	30,902
Miscellaneous Receipts	11,136	11,794	19,040	13,176	7,374	9,327	10,990	13,903	9,882	15,395	11,827		133,845	125,633
<b>Total--Receipts This Year</b>	<b>212,719</b>	<b>191,436</b>	<b>335,327</b>	<b>306,742</b>	<b>139,388</b>	<b>234,187</b>	<b>471,801</b>	<b>212,386</b>	<b>342,933</b>	<b>225,493</b>	<b>210,837</b>		<b>2,883,250</b>	.....
<b>(On-Budget)</b>	<b>160,464</b>	<b>135,169</b>	<b>280,293</b>	<b>233,755</b>	<b>79,456</b>	<b>158,782</b>	<b>390,011</b>	<b>151,023</b>	<b>269,307</b>	<b>168,296</b>	<b>151,537</b>		<b>2,178,094</b>	.....
<b>(Off-Budget)</b>	<b>52,255</b>	<b>56,267</b>	<b>55,034</b>	<b>72,987</b>	<b>59,932</b>	<b>75,405</b>	<b>81,790</b>	<b>61,363</b>	<b>73,626</b>	<b>57,197</b>	<b>59,300</b>		<b>705,156</b>	.....
<i>Total--Receipts Prior Year</i>	<i>198,927</i>	<i>182,453</i>	<i>285,041</i>	<i>295,997</i>	<i>144,349</i>	<i>215,846</i>	<i>414,237</i>	<i>199,889</i>	<i>323,646</i>	<i>214,493</i>	<i>194,248</i>		.....	2,669,126
<i>(On-Budget)</i>	<i>148,871</i>	<i>128,657</i>	<i>230,051</i>	<i>226,228</i>	<i>86,974</i>	<i>145,924</i>	<i>335,529</i>	<i>140,789</i>	<i>255,321</i>	<i>159,153</i>	<i>137,291</i>		.....	1,994,788
<i>(Off-Budget)</i>	<i>50,056</i>	<i>53,796</i>	<i>54,990</i>	<i>69,769</i>	<i>57,375</i>	<i>69,922</i>	<i>78,708</i>	<i>59,100</i>	<i>68,325</i>	<i>55,340</i>	<i>56,957</i>		.....	674,338
<b>Outlays:</b>														
Legislative Branch	377	336	376	365	305	428	350	320	330	353	431		3,973	3,734
Judicial Branch	574	499	629	662	560	610	563	540	585	715	564		6,499	6,272
Department of Agriculture:														
Commodity Credit Corporation	3,658	2,161	1,639	817	-217	-54	-276	-216	-287	-319	-289		6,617	10,870
Foreign Agricultural Service	263	46	49	48	154	96	243	98	63	165	74		1,299	1,221
Other	12,264	11,621	12,591	11,477	10,949	11,772	10,319	10,236	10,790	9,993	9,966		121,977	121,618
Department of Commerce	590	752	697	735	680	954	634	694	778	617	913		8,045	7,051
Department of Defense--Military Programs:														
Military Personnel	29,402	5,971	15,581	9,933	11,147	6,188	10,636	11,031	10,990	15,262	7,375		133,516	142,504
Operation and Maintenance	19,800	17,623	20,855	20,520	19,375	21,537	21,594	20,563	20,762	21,137	18,891		222,656	221,848
International Reconstruction and Other Assistance														
Procurement	7,148	6,878	13,895	5,857	7,142	10,937	7,051	9,489	8,839	6,995	7,358		91,589	98,270
Research, Development, Test, and Evaluation	4,321	4,528	6,054	4,646	4,444	7,431	5,577	4,867	6,022	4,754	4,318		56,963	58,048
Military Construction	705	706	892	587	558	697	695	668	711	694	652		7,564	8,909
Family Housing	89	83	106	100	80	91	117	73	88	125	109		1,062	1,209
Revolving and Management Funds	52	-419	319	311	-78	-401	-147	-968	-158	115	-412		-1,787	2,392
Other	-610	460	-484	-306	-150	51	-82	-91	-172	21	-153		-1,515	-2,331
<b>Total Department of Defense--Military Programs</b>	<b>60,908</b>	<b>35,829</b>	<b>57,218</b>	<b>41,648</b>	<b>42,517</b>	<b>46,532</b>	<b>45,442</b>	<b>45,632</b>	<b>47,082</b>	<b>49,104</b>	<b>38,137</b>		<b>510,049</b>	<b>530,850</b>
Department of Education	5,241	4,781	5,504	4,296	8,712	6,925	5,159	5,089	14,706	13,716	6,445		80,574	58,198
Department of Energy	2,460	1,863	2,259	1,874	1,719	2,208	2,323	1,891	2,279	2,309	1,682		22,866	20,990
Department of Health and Human Services:														
National Institutes of Health	2,372	2,275	2,498	2,286	2,357	2,395	2,472	2,250	2,494	2,652	2,434		26,485	27,427
Centers for Medicare and Medicaid Services:														
Grants to States for Medicaid	28,024	24,710	31,494	29,023	27,010	31,756	29,102	28,476	30,708	35,261	28,653		324,217	273,019
Federal Hospital Insurance Trust Fund	28,507	14,889	23,729	30,792	23,458	17,429	24,163	22,580	22,257	34,034	15,701		257,538	246,550
Federal Supplementary Medical Insurance Trust Fund	46,802	14,189	28,841	40,329	26,032	15,361	30,688	30,261	28,594	47,334	15,632		324,064	298,997
Other	31,015	17,213	23,260	29,129	20,207	18,891	33,577	22,720	25,666	29,048	25,318		276,044	255,387
Administration for Children and Families	3,794	3,662	4,488	4,250	3,843	4,641	3,905	4,103	4,273	4,065	4,517		45,540	44,268
Other	-34,057	-20,620	-25,707	-32,149	-24,028	-22,106	-40,392	-26,434	-28,956	-32,455	-21,764		-308,666	-292,193
Department of Homeland Security	3,965	3,036	4,753	3,178	2,770	4,270	2,666	2,934	3,460	3,569	4,151		38,753	38,680
Department of Housing and Urban Development	2,840	3,022	2,943	2,744	3,452	3,286	7,301	3,167	2,162	2,892	2,862		36,671	35,719
Department of the Interior	614	956	944	866	1,232	1,289	858	821	1,319	1,004	854		10,757	10,042
Department of Justice	-6,301	2,665	8,825	819	3,575	3,020	2,218	2,395	1,882	2,237	3,024		24,360	25,457
Department of Labor:														
Unemployment Trust Fund	2,972	1,882	4,000	3,563	3,377	3,682	3,137	2,903	2,885	2,109	3,011		33,522	43,728
Other	-2,997	1,413	1,265	1,483	1,139	508	1,390	797	963	1,117	838		7,917	8,794
Department of State	1,933	2,410	2,601	1,742	1,702	2,339	1,747	1,321	1,960	2,188	2,090		22,034	22,597
Department of Transportation:														
Highway Trust Fund	4,291	3,106	3,089	2,254	2,375	2,460	2,340	3,223	3,901	4,756	4,282		36,077	37,548
Other	2,436	2,640	2,765	2,309	2,462	3,257	2,607	2,707	2,700	2,770	3,029		29,683	29,956
Department of the Treasury:														
Interest on Treasury Debt Securities (Gross)	8,702	23,427	86,460	15,105	13,153	13,889	31,782	32,693	93,014	32,394	30,726		381,346	409,974

**Table 7. Receipts and Outlays of the U.S. Government by Month, Fiscal Year 2015 - Continued**

Classification	[\$ millions]												Fiscal Year to Date	Comparable Period Prior F.Y.		
	Oct.	Nov.	Dec.	Jan.	Feb.	March	April	May	June	July	Aug.	Sept.				
Outlays: - Continued																
Other	4,563	3,566	-3,429	13,092	48,729	18,697	14,256	6,452	1,923	5,612	5,370			118,832	48,683	
Department of Veterans Affairs:																
Compensation and Pensions	11,395	570	11,510	6,130	6,201	984	6,376	6,331	6,408	12,151	724			68,780	69,163	
National Service Life	82	56	88	74	75	89	95	75	67	88	65			853	855	
Other	7,314	5,292	7,249	8,017	6,697	6,682	6,880	6,488	6,423	8,066	6,439			75,546	71,911	
Corps of Engineers	682	367	684	513	520	574	575	510	533	580	520			6,057	5,973	
Other Defense Civil Programs	11,057	761	10,213	6,164	5,752	2,142	3,518	4,457	5,002	8,746	-250			57,561	56,253	
Environmental Protection Agency	835	829	853	803	-650	609	377	479	726	704	690			6,254	8,710	
Executive Office of the President	27	29	33	40	30	35	34	-11,472	11,531	36	34			359	341	
General Services Administration	-19	-218	3	-223	-144	133	-384	136	-41	-119	-25			-901	-614	
International Assistance Programs:																
International Security Assistance	722	1,525	1,156	2,769	519	1,228	469	453	644	491	2,044			12,021	10,503	
Multilateral Assistance	437	182	65	-7	1,958	344	141	24	2	2	5			3,152	2,347	
Agency for International Development	813	415	491	353	409	574	658	640	865	619	458			6,296	5,135	
Other	106	75	607	516	-238	310	-869	-118	-250	-800	-1,356			-2,017	(**)	
National Aeronautics and Space Administration	1,415	1,330	2,329	1,276	1,208	1,543	1,294	1,232	1,937	1,479	1,473			16,516	15,522	
National Science Foundation	477	474	503	483	495	538	551	531	613	759	714			6,139	6,196	
Office of Personnel Management	8,202	7,066	7,358	7,280	8,317	7,462	8,166	7,166	7,294	7,735	7,526			83,571	80,246	
Small Business Administration	58	65	69	64	-1,550	85	69	59	79	61	94			-846	105	
Social Security Administration:																
Federal Old-Age and Survivors Insurance Trust																
Fund (Off-Budget)	59,677	59,724	60,513	61,187	61,344	61,653	61,740	62,168	66,304	62,260	62,379			678,949	646,477	
Federal Disability Insurance Trust Fund (Off-Budget)	11,988	11,959	11,921	12,265	12,012	12,238	12,370	12,326	12,569	12,289	12,311			134,248	132,532	
Other	8,977	178	9,186	4,679	4,651	401	4,648	4,879	4,576	9,103	304			51,582	54,843	
Independent Agencies:																
Deposit Insurance Fund	-166	191	-1,998	263	-1,530	-1,209	-1,452	-553	-2,202	-153	-603			-9,412	-9,534	
FSLIC Resolution Fund	(**)	(**)	(**)	(**)	(**)	(**)	(**)	(**)	(**)	-3	(**)			-2	-2	
Postal Service:																
Off-Budget:																
Public Enterprise Funds	-20	-487	-1,739	1,031	10	-191	-764	132	-442	769	97			-1,604	-2,479	
Other	50	(**)	.....	208	(**)	.....	.....	(**)	.....	(**)	(**)			258	256	
Other	71	.....	.....	.....	29	.....	.....	.....	.....	-7	7			100	78	
Tennessee Valley Authority	176	21	294	-165	-180	19	317	-5	142	7	-383			244	-1,519	
Other	3,369	2,254	2,117	2,958	3,285	972	2,570	1,994	-1,910	3,222	2,937			23,768	18,845	
Undistributed Offsetting Receipts:																
Employer Share, Employee Retirement	-18,819	-5,325	-5,376	-5,306	-5,963	-5,950	-5,663	-5,598	-5,456	-6,038	-5,863			-75,357	-73,537	
Interest Received by Trust Funds	10,288	-1,472	-67,500	242	531	1,778	-4,874	-3,452	-69,213	-4,320	-3,512			-141,506	-157,996	
Rents and Royalties on the Outer Continental Shelf Lands	-574	63	-946	-64	-275	-475	-324	-82	-1,155	-288	-224			-4,344	-6,537	
Other	(**)	(**)	(**)	.....	.....	.....	(**)	(**)	-30,128	.....	.....			-30,128	-1,221	
<b>Totals This Year:</b>																
<b>Total Outlays</b>	<b>334,432</b>	<b>248,254</b>	<b>333,463</b>	<b>324,289</b>	<b>331,738</b>	<b>287,105</b>	<b>315,092</b>	<b>296,454</b>	<b>292,447</b>	<b>374,680</b>	<b>275,257</b>			<b>3,413,210</b>	.....	
<b>(On-Budget)</b>	<b>271,514</b>	<b>178,516</b>	<b>311,588</b>	<b>257,510</b>	<b>259,778</b>	<b>214,910</b>	<b>251,497</b>	<b>223,306</b>	<b>263,104</b>	<b>309,101</b>	<b>201,935</b>			<b>2,742,759</b>	.....	
<b>(Off-Budget)</b>	<b>62,918</b>	<b>69,738</b>	<b>21,875</b>	<b>66,779</b>	<b>71,960</b>	<b>72,195</b>	<b>63,595</b>	<b>73,148</b>	<b>29,342</b>	<b>65,579</b>	<b>73,323</b>			<b>670,451</b>	.....	
<b>Total-Surplus (+) or Deficit (-)</b>	<b>-121,713</b>	<b>-56,818</b>	<b>1,864</b>	<b>-17,546</b>	<b>-192,350</b>	<b>-52,918</b>	<b>156,709</b>	<b>-84,068</b>	<b>50,487</b>	<b>-149,187</b>	<b>-64,421</b>			<b>-529,960</b>	.....	
<b>(On-Budget)</b>	<b>-111,050</b>	<b>-43,347</b>	<b>-31,295</b>	<b>-23,755</b>	<b>-180,321</b>	<b>-56,128</b>	<b>138,514</b>	<b>-72,283</b>	<b>6,202</b>	<b>-140,804</b>	<b>-50,398</b>			<b>-564,665</b>	.....	
<b>(Off-Budget)</b>	<b>-10,663</b>	<b>-13,471</b>	<b>33,159</b>	<b>6,208</b>	<b>-12,028</b>	<b>3,210</b>	<b>18,195</b>	<b>-11,785</b>	<b>44,284</b>	<b>-8,382</b>	<b>-14,023</b>			<b>34,705</b>	.....	
<b>Total Borrowing from the Public</b>	<b>74,090</b>	<b>64,849</b>	<b>101,554</b>	<b>-36,839</b>	<b>88,293</b>	<b>15,323</b>	<b>-36,024</b>	<b>-1,138</b>	<b>22,159</b>	<b>58,193</b>	<b>-16,187</b>			<b>334,274</b>	<b>746,482</b>	
<b>Total-Outlays Prior Year</b>	<b>289,511</b>	<b>317,679</b>	<b>231,821</b>	<b>306,247</b>	<b>337,880</b>	<b>252,741</b>	<b>307,383</b>	<b>329,860</b>	<b>253,127</b>	<b>309,113</b>	<b>322,925</b>			.....	<b>3,258,288</b>	
<b>(On-Budget)</b>	<b>225,419</b>	<b>250,867</b>	<b>214,255</b>	<b>244,403</b>	<b>269,430</b>	<b>183,532</b>	<b>245,856</b>	<b>260,468</b>	<b>228,600</b>	<b>247,177</b>	<b>251,908</b>			.....	<b>2,621,913</b>	
<b>(Off-Budget)</b>	<b>64,093</b>	<b>66,813</b>	<b>17,566</b>	<b>61,844</b>	<b>68,450</b>	<b>69,208</b>	<b>61,527</b>	<b>69,392</b>	<b>24,528</b>	<b>61,937</b>	<b>71,017</b>			.....	<b>636,375</b>	
<b>Total-Surplus (+) or Deficit (-) Prior Year</b>	<b>-90,584</b>	<b>-135,226</b>	<b>53,220</b>	<b>-10,250</b>	<b>-193,532</b>	<b>-36,895</b>	<b>106,853</b>	<b>-129,971</b>	<b>70,519</b>	<b>-94,621</b>	<b>-128,677</b>			.....	<b>-589,162</b>	
<b>(On-Budget)</b>	<b>-76,547</b>	<b>-122,210</b>	<b>15,796</b>	<b>-18,174</b>	<b>-182,457</b>	<b>-37,608</b>	<b>89,673</b>	<b>-119,679</b>	<b>26,721</b>	<b>-88,024</b>	<b>-114,616</b>			.....	<b>-627,125</b>	
<b>(Off-Budget)</b>	<b>-14,037</b>	<b>-13,017</b>	<b>37,424</b>	<b>7,925</b>	<b>-11,075</b>	<b>713</b>	<b>17,181</b>	<b>-10,292</b>	<b>43,798</b>	<b>-6,597</b>	<b>-14,060</b>			.....	<b>37,963</b>	

Note: Details may not add to totals due to rounding.  
... No Transactions

(\*\*) Less than absolute value of \$500,000



**Table 8. Trust Fund Impact on Budget Results and Investment Holdings as of August 31, 2015**

[\$ millions]

Classification	This Month			Fiscal Year to Date			Securities Held as Investments Current Fiscal Year		
	Receipts	Outlays	Excess	Receipts	Outlays	Excess	Beginning of		Close of
							This Year	This Month	
<b>Trust Receipts, Outlays, and Investments Held:</b>									
Airport and Airway	1,081	1,422	-340	12,446	13,927	-1,481	12,759	12,499	12,208
Black Lung Disability	35	20	16	494	245	250	.....	.....	.....
Federal Disability Insurance	8,836	12,311	-3,475	108,319	134,248	-25,929	70,113	47,578	44,159
Federal Employees Life and Health	.....	-120	120	.....	-661	661	66,771	67,289	67,416
Federal Employees Retirement	2,850	6,875	-4,025	59,046	76,042	-16,996	876,056	750,453	750,440
Federal Hospital Insurance	18,465	15,826	2,639	249,137	258,957	-9,820	202,207	188,969	191,742
Federal Old-Age and Survivors Insurance	51,929	62,379	-10,450	738,237	678,949	59,288	2,712,805	2,782,592	2,772,129
Federal Supplementary Medical Insurance	23,655	15,632	8,023	316,184	324,064	-7,880	68,391	55,552	63,460
Hazardous Substance Superfund	18	80	-62	1,279	-597	1,876	3,446	3,853	3,872
Highways	11,483	5,232	6,251	42,503	44,946	-2,443	10,696	3,984	10,898
Military Advances	3,071	2,027	1,044	28,296	24,701	3,595	.....	.....	.....
Military Retirement	4,991	418	4,573	102,860	51,985	50,876	483,111	529,061	533,985
Railroad Retirement	698	1,028	-330	12,303	12,402	-99	2,673	2,943	2,766
Unemployment	5,435	3,020	2,415	52,578	33,606	18,972	35,919	43,609	48,229
Veterans Life Insurance	6	83	-77	300	980	-680	7,500	6,875	6,794
All Other Trust	836	801	34	25,268	4,907	20,361	24,285	24,972	25,038
<b>Total Trust Fund Receipts and Outlays and Investments Held from Table 6-D</b>	<b>133,389</b>	<b>127,034</b>	<b>6,356</b>	<b>1,749,249</b>	<b>1,658,701</b>	<b>90,549</b>	<b>4,576,733</b>	<b>4,520,229</b>	<b>4,533,135</b>
Less: Interfund Transactions	45,155	45,155	.....	720,401	720,401	.....	.....	.....	.....
Trust Fund Receipts and Outlays on the Basis of Tables 4 & 5	88,235	81,879	6,356	1,028,848	938,300	90,549			
<b>Total Federal Fund Receipts and Outlays</b>	<b>122,660</b>	<b>193,436</b>	<b>-70,776</b>	<b>1,855,207</b>	<b>2,475,715</b>	<b>-620,508</b>			
Less: Interfund Transactions	58	58	.....	805	805	.....			
Federal Fund Receipts and Outlays on the Basis of Table 4 & 5	122,602	193,378	-70,776	1,854,402	2,474,911	-620,508			
<b>Net Budget Receipts &amp; Outlays</b>	<b>210,837</b>	<b>275,257</b>	<b>-64,421</b>	<b>2,883,250</b>	<b>3,413,210</b>	<b>-529,960</b>			

Note: Details may not add to totals due to rounding.

Note: Interfund receipts and outlays are transactions between Federal funds and trust funds such as Federal payments and contributions, and interest and profits on investments in Federal securities. They have no net effect on overall budget

receipts and outlays since the receipt side of such transactions is offset against budget outlays. In this table, Interfund receipts are shown as an adjustment to arrive at total receipts and outlays of trust funds respectively.  
... No Transactions

**Table 9. Summary of Receipts by Source, and Outlays by Function of the U.S. Government, August 2015 and Other Periods**

[\$ millions]			
Classification	This Month	Fiscal Year to Date	Comparable Period Prior Fiscal Year
<b>Receipts</b>			
Individual Income Taxes	102,625	1,379,255	1,233,274
Corporation Income Taxes	2,319	268,387	247,200
Social Insurance and Retirement Receipts:			
Employment and General Retirement	77,422	923,185	883,619
Unemployment Insurance	5,387	50,969	54,591
Other Retirement	318	3,347	3,155
Excise Taxes	7,766	74,732	73,051
Estate and Gift Taxes	1,265	17,687	17,702
Customs Duties	1,908	31,843	30,902
Miscellaneous Receipts	11,827	133,845	125,633
<b>Total</b>	<b>210,837</b>	<b>2,883,250</b>	<b>2,669,126</b>
<b>Net Outlays</b>			
National Defense	40,441	536,294	555,377
International Affairs	3,376	42,521	41,122
General Science, Space, and Technology	2,553	26,616	25,800
Energy	-249	5,891	4,250
Natural Resources and Environment	3,247	30,307	31,654
Agriculture	744	21,462	27,408
Commerce and Housing Credit	-311	-22,430	-85,520
Transportation	8,496	79,189	81,618
Community and Regional Development	2,006	19,662	19,681
Education, Training, Employment, and Social Services	8,497	108,678	85,676
Health	46,147	444,180	371,707
Medicare	24,221	501,114	467,386
Income Security	27,123	473,313	486,223
Social Security	74,687	813,180	779,016
Veterans Benefits and Services	7,295	145,688	142,422
Administration of Justice	5,231	48,933	46,381
General Government	2,474	13,761	19,630
Net Interest	25,366	234,680	239,753
Undistributed Offsetting Receipts	-6,087	-109,828	-81,295
<b>Total</b>	<b>275,257</b>	<b>3,413,210</b>	<b>3,258,288</b>

Note: Details may not add to totals due to rounding.

# Explanatory Notes

## 1. Flow of Data into Monthly Treasury Statement

The *Monthly Treasury Statement (MTS)* is assembled from data in the central accounting system. The major sources of data include monthly accounting reports by Federal entities and disbursing officers, and daily reports from the Federal Reserve banks. These reports detail accounting transactions affecting receipts and outlays of the Federal Government and off-budget Federal entities, and their related effect on the assets and liabilities of the U.S. Government. Information is presented in the *MTS* on a modified cash basis.

## 2. Notes on Receipts

Receipts included in the report are classified into the following major categories: (1) budget receipts and (2) offsetting collections (also called applicable receipts). Budget receipts are collections from the public that result from the exercise of the Government's sovereign or governmental powers, excluding receipts offset against outlays. These collections, also called governmental receipts, consist mainly of tax receipts (including social insurance taxes), receipts from court fines, certain licenses, and deposits of earnings by the Federal Reserve System. Refunds of receipts are treated as deductions from gross receipts.

Offsetting collections are from other Government accounts or the public that are of a business-type or market-oriented nature. They are classified into two major categories: (1) offsetting collections credited to appropriations or fund accounts, and (2) offsetting receipts (i.e., amounts deposited in receipt accounts). Collections credited to appropriation or fund accounts normally can be used without appropriation action by Congress. These occur in two instances: (1) when authorized by law, amounts collected for materials or services are treated as reimbursements to appropriations and (2) in the three types of revolving funds (public enterprise, intra governmental, and trust); collections are netted against spending, and outlays are reported as the net amount.

Offsetting receipts in receipt accounts cannot be used without being appropriated. They are subdivided into two categories: (1) proprietary receipts - these collections are from the public and they are offset against outlays by agency and by function, and (2) intra governmental funds - these are payments into receipt accounts from Governmental appropriation or fund accounts. The transactions may be intrabudgetary when the payment and receipt both occur within the budget or from receipts from off-budget Federal entities in those cases where payment is made by a Federal entity whose budget authority and outlays are excluded from the budget totals.

Intrabudgetary transactions are subdivided into three categories: (1) interfund transactions, where the payments are from one fund group (either Federal funds or trust funds) to a receipt account in the other fund group; (2) Federal intrafund transactions, where the payments and receipts both occur within the Federal fund group; and (3) trust intrafund transactions, where the payments and receipts both occur within the trust fund group.

Offsetting receipts are generally deducted from budget authority and outlays by function, by subfunction, or by agency. There are four types of receipts, however, that are deducted from budget totals as undistributed offsetting receipts. They are: (1) agencies' payments (including payments by off-budget Federal entities) as employers into employees retirement funds, (2) interest received by trust funds, (3) rents and royalties on the Outer Continental Shelf lands, and (4) other interest (i.e., interest collected on Outer Continental Shelf money in deposit funds when such money is transferred into the budget).

## 3. Notes on Outlays

Outlays are generally accounted for on the basis of checks issued, electronic funds transferred, or cash payments made. Certain outlays do not require issuance of cash or checks. An example is charges made against appropriations for that part of employees' salaries withheld for taxes or savings bond allotments - these are counted as payments to the employee and credits for whatever purpose the money was withheld. Outlays are stated net of offsetting collections (including receipts of revolving and management funds) and of refunds. Interest on the public debt (public issues) is recognized on the accrual basis. Federal credit programs subject to the Federal Credit Reform Act of 1990 use the cash

basis of accounting and are divided into two components. The portion of the credit activities that involve a cost to the Government (mainly subsidies) is included within the budget program accounts. The remaining portion of the credit activities are in non-budget financing accounts. Outlays of off-budget Federal entities are excluded by law from budget totals. However, they are shown separately and combined with the on-budget outlays to display total Federal outlays.

## 4. Processing

The data on payments and collections are reported by account symbol into the central accounting system. In turn, the data are extracted from this system for use in the preparation of the *MTS*.

There are two major checks which are conducted to assure consistency of the data reported:

1. Verification of payment data. The monthly payment activity reported by Federal entities on the Statements of Transactions is compared to the payment activity of Federal entities as reported by disbursing officers.
2. Verification of collection data. Reported collections appearing on Statements of Transactions are compared to deposits as reported by Federal Reserve Banks.

## 5. Other Sources of Information About Federal Government Financial Activities

- *A Glossary of Terms Used in the Federal Budget Process, 2005* (Available from the U.S. Government Accountability Office, at calling 202-512-6000. This glossary provides a basic reference document of standardized definitions of terms used by the Federal Government in the budget making process).
- *Daily Treasury Statement* (Available on the internet at <http://www.fms.treas.gov/dts/>). The *Daily Treasury Statement* is published each working day of the Federal Government and provides data on the cash and debt operations of the Treasury.
- *Monthly Statement of the Public Debt of the United States* (Available on the internet at <http://www.treasurydirect.gov/govt/reports/pd/mspd/mspd.htm>). This publication provides detailed information concerning the public debt.
- *Treasury Bulletin* (Available from GPO, Washington, D.C. 20401 on a subscription or single copy and on the internet at <https://fiscal.treasury.gov/reports-statements/treasury-bulletin/>). Quarterly, contains a mix of narrative, tables, and charts on Treasury issues, Federal financial operations, international statistics, and special reports.
- *Budget of the United States Government, Fiscal Year 20\_\_* (Available from GPO, Washington, D.C. 20401 on a subscription basis only and on the internet at <http://www.access.gpo.gov/usbudget>). This publication is a single volume which provides budget information and contains:
  - *Appendix, The Budget of the United States Government, FY 20\_\_*
  - *The United States Budget in Brief, FY 20\_\_*
  - *Analytical Perspectives*
  - *Historical Tables*
- *Combined Statement of Receipts, Outlays, and Balances of the United States Government* (Available from Bureau of the Fiscal Service, U.S. Department of Treasury, Washington, D.C. 20227 and on the internet at [http://www.fiscal.treasury.gov/fsreports/rpt/combStmt/combStmt\\_home.htm](http://www.fiscal.treasury.gov/fsreports/rpt/combStmt/combStmt_home.htm)). This report includes budgetary results at the summary level and presents individual receipt and appropriation accounts at the detail level.

**Scheduled Release**

**The release date for the September 2015 Statement is subject to completion of year-end reporting requirements.**

Internet service subscribers can access the current issue of the Monthly Treasury Statement through the Bureau of the Fiscal Service's website:

[http://www.fiscal.treasury.gov/fsreports/rpt/mthTreasStmnt/mthTreasStmnt\\_home.htm](http://www.fiscal.treasury.gov/fsreports/rpt/mthTreasStmnt/mthTreasStmnt_home.htm)