



# Monthly Treasury Statement

of Receipts and Outlays  
of the United States Government

For Fiscal Year 2013 Through July 31, 2013, and Other Periods

## Highlight

The Budget Estimates provided in Table 2 and 3 are based on the Mid-Session Review of the *FY 2014 Budget*, released by the Office of Management and Budget on July 8, 2013.

### Receipts, Outlays, and Surplus/Deficit for July 2013

[ \$billions ]



### Receipts, Outlays, and Surplus/Deficit through Fiscal Year 2013

[ \$billions ]



Compiled and Published by

*Department of the Treasury*  
***Bureau of the Fiscal Service***

Contents			
Summary	page 2	Receipts/outlays by month	page 32
Receipts	page 6	Federal trust funds/securities	page 34
Outlays	page 7	Receipts by source/outlays by function	page 34
Means of financing	page 20	Explanatory notes	page 35

## Introduction

The *Monthly Treasury Statement of Receipts and Outlays of the United States Government (MTS)* is prepared by the Bureau of the Fiscal Service, Department of the Treasury, and after approval by the Fiscal Assistant Secretary of the Treasury; is normally released on the 8th workday of the month following the reporting month. The publication is based on data provided by Federal entities, disbursing officers, and Federal Reserve banks.

### AUDIENCE

The *MTS* is published to meet the needs of those responsible for or interested in the cash position of the Treasury, those who are responsible or interested in the Government's budget results; and individuals and businesses whose operations depend upon or are related to the Government's financial operations.

### DISCLOSURE STATEMENT

This statement summarizes the financial activities of the Federal Government and off-budget Federal entities conducted in accordance with the Budget of the U.S. Government, i.e., receipts and outlays of funds, the surplus or deficit, and the means of financing the deficit or disposing of the surplus. Information is presented on a modified cash basis; receipts are accounted for on the basis of collections; refunds of receipts are treated as deductions from gross receipts; revolving and

management fund receipts, reimbursements and refunds of monies previously expended are treated as deductions from gross outlays; and interest on the public debt (public issues) is recognized on the accrual basis. Major information sources include accounting data reported by Federal entities, disbursing officers, and Federal Reserve banks.

### TRIAD OF PUBLICATIONS

The *MTS* is part of a triad of Treasury financial reports. The *Daily Treasury Statement* is published each working day of the Federal Government. It provides data on the cash and debt operations of the Treasury based upon reporting of the Treasury account balances by Federal Reserve banks. The *MTS* is a report of Government receipts and outlays, based on agency reporting. The *Combined Statement of Receipts, Outlays, and Balances of the United States Government* is the official publication of the detailed receipts and outlays of the Government. It is published annually in accordance with legislative mandates given to the Secretary of the Treasury.

### DATA SOURCES AND INFORMATION

The Explanatory Notes section of this publication provides information concerning the flow of data into the *MTS* and sources of information relevant to the *MTS*.

**Table 1. Summary of Receipts, Outlays, and the Deficit/Surplus of the U.S. Government, Fiscal Years 2012 and 2013, by Month**

Period	[\$ millions]		
	Receipts	Outlays	Deficit/Surplus (-)
<b>FY 2012</b>			
October.....	163,072	261,539	98,466
November.....	152,402	289,704	137,302
December.....	239,963	325,930	85,967
January.....	234,319	261,726	27,407
February.....	103,413	335,090	231,677
March.....	171,215	369,372	198,157
April.....	318,807	259,690	-59,117
May.....	180,713	305,348	124,636
June.....	260,177	319,919	59,741
July.....	184,585	254,190	69,604
August.....	178,860	369,393	190,533
September.....	261,566	186,386	-75,180
Year-to-Date.....	<b>2,449,093</b>	<b>3,538,286</b>	<b>1,089,193</b>
<b>FY 2013</b>			
October.....	184,316	304,311	119,995
November.....	161,730	333,841	172,112
December.....	269,508	270,699	1,191
January.....	272,225	269,342	-2,883
February.....	122,815	326,354	203,539
March.....	186,018	292,548	106,530
April.....	406,723	293,834	-112,889
May.....	197,182	335,914	138,732
June.....	286,627	170,126	-116,501
July.....	200,030	297,624	97,594
Year-to-Date.....	<b>2,287,172</b>	<b>2,894,592</b>	<b>607,420</b>

<sup>1</sup> The receipt, outlay and deficit figures differ from the *FY 2014 Budget*, released by the Office of Management and Budget on April 10, 2013. The deficit figure differs by -\$2,230 million, due mainly to revisions in the data following the release of the Final Monthly Treasury Statement.

Note: Details may not add to totals due to rounding.

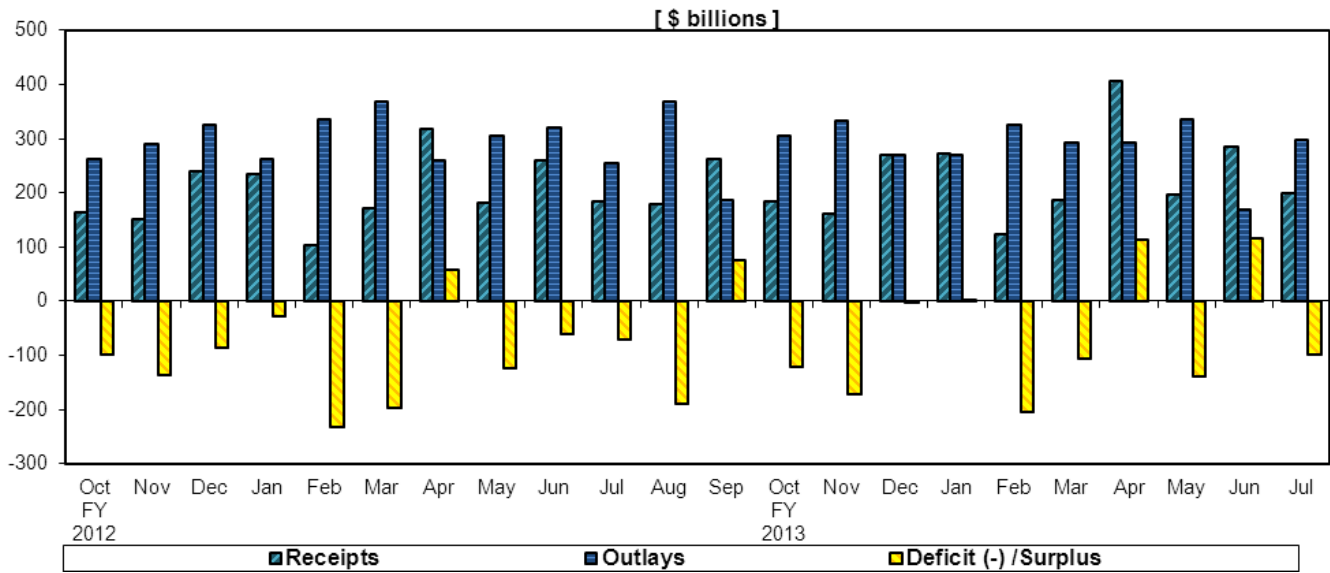
**Table 2. Summary of Budget and Off-Budget Results and Financing of the U.S. Government, July 2013 and Other Periods**

Classification	[\$ millions]				
	This Month	Current Fiscal Year to Date	Budget Estimates Full Fiscal Year <sup>1</sup>	Prior Fiscal Year to Date (2012)	Budget Estimates Next Fiscal Year (2014) <sup>1</sup>
<b>Total On-Budget and Off-Budget Results:</b>					
Total Receipts.....	200,030	2,287,172	2,776,563	2,008,667	3,023,004
On-Budget Receipts.....	146,265	1,727,933	2,102,420	1,531,321	2,283,787
Off-Budget Receipts.....	53,765	559,239	674,143	477,346	739,217
Total Outlays.....	297,624	2,894,592	3,535,881	2,982,507	3,773,373
On-Budget Outlays.....	237,752	2,396,151	2,899,631	2,586,370	3,068,252
Off-Budget Outlays.....	59,872	498,441	636,250	396,137	705,121
Total Surplus (+) or Deficit (-).....	-97,594	-607,420	-759,318	-973,840	-750,369
On-Budget Surplus (+) or Deficit (-).....	-91,488	-668,218	-797,211	-1,055,049	-784,465
Off-Budget Surplus (+) or Deficit (-).....	-6,107	+60,798	+37,893	+81,209	+34,096
Total On-Budget and Off-Budget Financing.....	97,594	607,420	759,318	973,840	750,369
<b>Means of Financing:</b>					
Borrowing from the Public.....	12,220	645,222	931,719	1,003,380	873,683
Reduction of Operating Cash, Increase (-).....	25,165	-24,247	-24,554	-32,395	20,000
By Other Means.....	60,210	-13,556	-147,847	2,855	-143,314

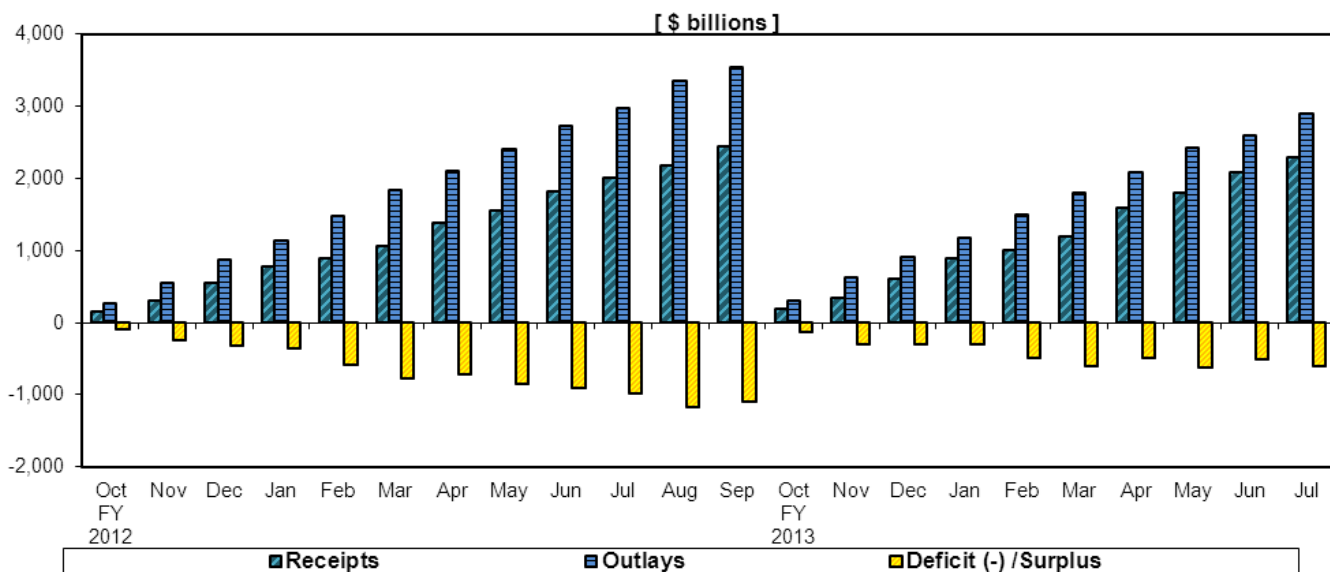
<sup>1</sup> These estimates are based on the Mid-Session Review of the *FY 2014 Budget*, released by the Office of Management and Budget on July 8, 2013.

... No Transactions  
Note: Details may not add to totals due to rounding.

**Figure 1. Monthly Receipts, Outlays, and Budget Deficit/Surplus of the U.S. Government, Fiscal Years 2012 and 2013**



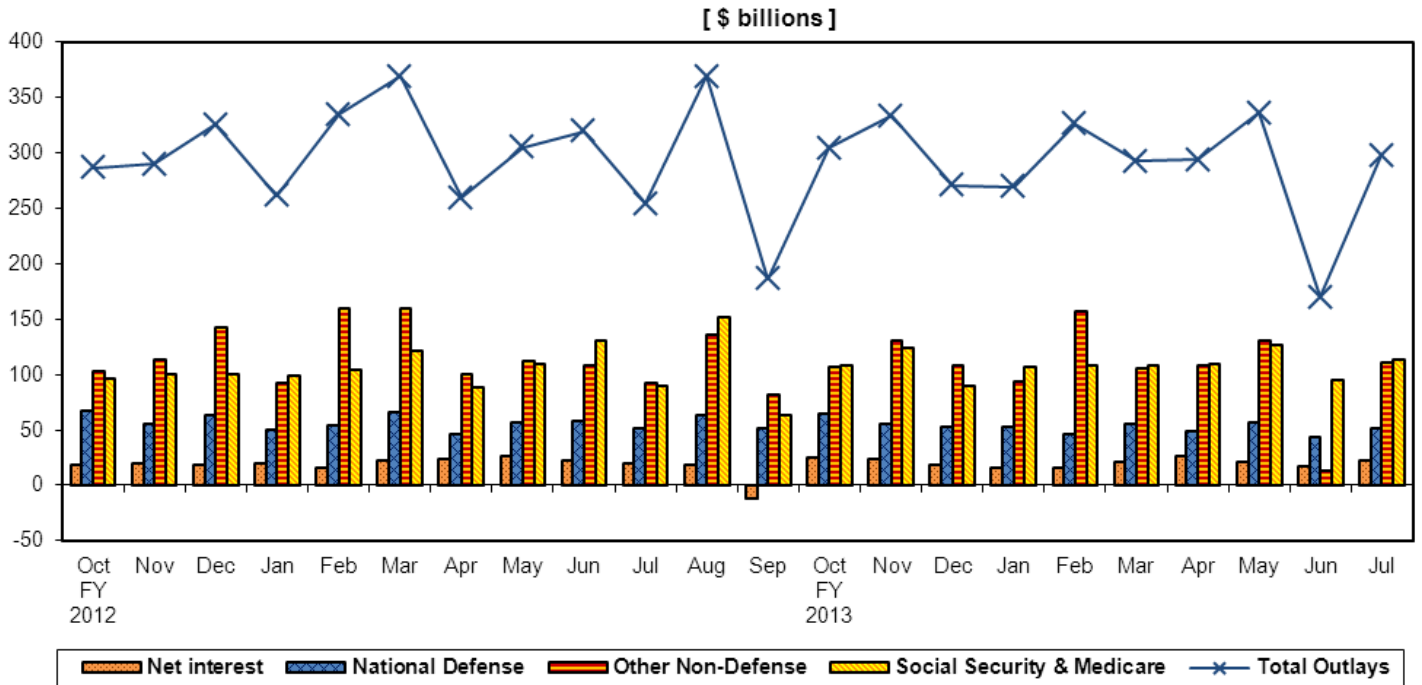
**Figure 2. Cumulative Monthly Receipts, Outlays, and Budget Deficit/Surplus of the U.S. Government, Fiscal Years 2012 and 2013**



**Figure 3. Monthly Receipts of the U.S. Government, by Source, Fiscal Years 2012 and 2013**



**Figure 4. Monthly Outlays of the U.S. Government, by Function, Fiscal Years 2012 and 2013**



**Table 3. Summary of Receipts and Outlays of the U.S. Government, July 2013 and Other Periods**

Classification	[\$ millions]			
	This Month	Current Fiscal Year to Date	Comparable Prior Period Year to Date	Budget Estimates Full Fiscal Year <sup>1</sup>
<b>Budget Receipts</b>				
Individual Income Taxes .....	98,082	1,090,250	928,172	1,309,683
Corporation Income Taxes .....	7,173	212,764	182,440	278,684
Social Insurance and Retirement Receipts:				
Employment and General Retirement (Off-Budget) .....	53,765	559,239	477,346	674,143
Employment and General Retirement (On-Budget) .....	16,263	177,746	171,223	214,817
Unemployment Insurance .....	4,418	50,555	59,697	58,593
Other Retirement .....	269	2,944	3,096	3,746
Excise Taxes .....	7,211	66,579	62,775	85,334
Estate and Gift Taxes .....	1,577	16,530	11,520	17,690
Customs Duties .....	2,884	26,015	24,789	32,154
Miscellaneous Receipts .....	8,388	84,550	87,609	101,719
<b>Total Receipts .....</b>	<b>200,030</b>	<b>2,287,172</b>	<b>2,008,667</b>	<b>2,776,563</b>
(On-Budget) .....	146,265	1,727,933	1,531,321	2,102,420
(Off-Budget) .....	53,765	559,239	477,346	674,143
<b>Budget Outlays</b>				
Legislative Branch .....	324	3,610	3,760	4,792
Judicial Branch .....	576	5,838	5,889	7,283
Department of Agriculture .....	10,801	135,627	120,083	159,620
Department of Commerce .....	679	7,640	8,789	9,391
Department of Defense-Military Programs .....	48,904	506,575	539,630	610,266
Department of Education .....	4,699	31,697	45,602	44,431
Department of Energy .....	1,900	20,926	27,356	25,977
Department of Health and Human Services .....	78,891	738,359	700,642	903,970
Department of Homeland Security .....	3,621	48,640	39,798	58,377
Department of Housing and Urban Development .....	7,089	30,256	33,983	56,518
Department of the Interior .....	633	7,302	10,430	9,964
Department of Justice .....	2,568	24,697	25,705	29,897
Department of Labor .....	6,750	69,958	90,179	86,163
Department of State .....	2,355	20,058	21,595	29,536
Department of Transportation .....	6,883	59,875	61,162	78,505
Department of the Treasury:				
Interest on Treasury Debt Securities (Gross) .....	25,077	370,338	322,495	414,655
Other .....	2,746	21,202	132,036	-10,700
Department of Veterans Affairs .....	11,145	113,493	101,448	138,901
Corps of Engineers .....	472	5,355	6,616	7,180
Other Defense Civil Programs .....	4,661	47,604	67,146	56,453
Environmental Protection Agency .....	553	7,764	8,523	9,158
Executive Office of the President .....	29	310	327	384
General Services Administration .....	-67	-288	1,177	-124
International Assistance Program .....	661	16,420	19,753	21,630
National Aeronautics and Space Administration .....	1,422	13,744	14,053	16,802
National Science Foundation .....	650	5,807	5,810	7,293
Office of Personnel Management .....	7,673	69,970	65,821	89,465
Small Business Administration .....	96	260	2,741	893
Social Security Administration .....	72,777	720,908	681,401	868,958
Other Independent Agencies .....	2,639	24,925	27,611	37,506
Allowances .....	.....	.....	.....	14,335
Undistributed Offsetting Receipts:				
Interest .....	-2,716	-154,136	-126,794	-155,978
Other .....	-6,868	-80,143	-82,260	-95,620
<b>Total Outlays .....</b>	<b>297,624</b>	<b>2,894,592</b>	<b>2,982,507</b>	<b>3,535,881</b>
(On-Budget) .....	237,752	2,396,151	2,586,370	2,899,631
(Off-Budget) .....	59,872	498,441	396,137	636,250
<b>Surplus (+) or Deficit (-) .....</b>	<b>-97,594</b>	<b>-607,420</b>	<b>-973,840</b>	<b>-759,318</b>
(On-Budget) .....	-91,488	-668,218	-1,055,049	-797,211
(Off-Budget) .....	-6,107	+60,798	+81,209	+37,893

<sup>1</sup>These estimates are based on the Mid-Session Review of the *FY 2014 Budget*, released by the Office of Management and Budget on July 8, 2013.

... No Transactions  
Note: Details may not add to totals due to rounding.

**Table 4. Receipts of the U.S. Government, July 2013 and Other Periods**

Classification	This Month			Current Fiscal Year to Date			Prior Fiscal Year to Date		
	Gross Receipts	Refunds (Deduct)	Receipts	Gross Receipts	Refunds (Deduct)	Receipts	Gross Receipts	Refunds (Deduct)	Receipts
<b>Individual Income Taxes:</b>									
Withheld.....	94,757			934,458			862,823		
Presidential Election Campaign Fund.....	1			35			37		
Other.....	7,088			379,551			297,063		
<b>Total--Individual Income Taxes.....</b>	<b>101,846</b>	<b>3,764</b>	<b>98,082</b>	<b>1,314,044</b>	<b>223,794</b>	<b>1,090,250</b>	<b>1,159,923</b>	<b>231,751</b>	<b>928,172</b>
<b>Corporation Income Taxes.....</b>	<b>9,208</b>	<b>2,035</b>	<b>7,173</b>	<b>247,606</b>	<b>34,842</b>	<b>212,764</b>	<b>218,016</b>	<b>35,576</b>	<b>182,440</b>
<b>Social Insurance and Retirement Receipts:</b>									
<b>Employment and General Retirement:</b>									
<b>Federal Old-Age and Survivors Ins. Trust Fund:</b>									
Federal Insurance Contributions Act Taxes.....	45,466		45,466	455,527		455,527	389,028		389,028
Self-Employment Contributions Act Taxes.....	494		494	25,849		25,849	21,915		21,915
Adjustments Attributable to Prior Years.....				-3,306		-3,306	-2,938		-2,938
<b>Total--FOASI Trust Fund.....</b>	<b>45,960</b>		<b>45,960</b>	<b>478,070</b>		<b>478,070</b>	<b>408,005</b>		<b>408,005</b>
<b>Federal Disability Insurance Trust Fund:</b>									
Federal Insurance Contributions Act Taxes.....	7,721		7,721	77,360		77,360	66,082		66,082
Self-Employment Contributions Act Taxes.....	84		84	4,388		4,388	3,723		3,723
Adjustments Attributable to Prior Years.....				-579		-579	-463		-463
<b>Total--FDI Trust Fund.....</b>	<b>7,805</b>		<b>7,805</b>	<b>81,169</b>		<b>81,169</b>	<b>69,342</b>		<b>69,342</b>
<b>Federal Hospital Insurance Trust Fund:</b>									
Federal Insurance Contributions Act Taxes.....	15,524		15,524	161,901		161,901	155,474		155,474
Self-Employment Contributions Act Taxes.....	238		238	12,940		12,940	11,701		11,701
Receipts from Railroad Retirement Board.....				547		547	484		484
Adjustments Attributable to Prior Years.....				-1,714		-1,714	217		217
<b>Total--FHI Trust Fund.....</b>	<b>15,762</b>		<b>15,762</b>	<b>173,674</b>		<b>173,674</b>	<b>167,876</b>		<b>167,876</b>
<b>Railroad Retirement :</b>									
Rail Pension and Supplemental Annuity.....	267	(**)	267	2,427	31	2,396	2,028	3	2,025
Social Security Equivalent Account.....	234	(**)	234	1,708	32	1,676	1,325	3	1,322
<b>Total--Employment and General Retirement.....</b>	<b>70,028</b>	<b>(**)</b>	<b>70,028</b>	<b>737,049</b>	<b>63</b>	<b>736,986</b>	<b>648,576</b>	<b>6</b>	<b>648,569</b>
<b>Unemployment Insurance:</b>									
Deposits by States.....	3,659		3,659	42,753		42,753	52,489		52,489
Federal Unemployment Tax Act Taxes.....	766	15	751	7,814	121	7,693	7,078	79	7,000
Railroad Unemployment Taxes.....	8		8	109		109	208		208
<b>Total--Unemployment Insurance.....</b>	<b>4,432</b>	<b>15</b>	<b>4,418</b>	<b>50,676</b>	<b>121</b>	<b>50,555</b>	<b>59,775</b>	<b>79</b>	<b>59,697</b>
<b>Other Retirement:</b>									
Federal Employees Retirement - Employee Share.....	267		267	2,922		2,922	3,073		3,073
Non-Federal Employees Retirement.....	2		2	22		22	23		23
<b>Total--Other Retirement.....</b>	<b>269</b>		<b>269</b>	<b>2,944</b>		<b>2,944</b>	<b>3,096</b>		<b>3,096</b>
<b>Total--Social Insurance and Retirement Receipts.....</b>	<b>74,730</b>	<b>15</b>	<b>74,715</b>	<b>790,668</b>	<b>184</b>	<b>790,484</b>	<b>711,447</b>	<b>85</b>	<b>711,362</b>
<b>Excise Taxes:</b>									
Miscellaneous Excise Taxes.....	3,191	105	3,086	30,651	2,176	28,475	23,733	3,165	20,568
Airport and Airway Trust Fund.....	1,051		1,051	9,930	10	9,920	10,268	12	10,256
Highway Trust Fund.....	3,031		3,031	27,774		27,774	31,422		31,422
Black Lung Disability Trust Fund.....	43		43	410		410	529		529
<b>Total--Excise Taxes.....</b>	<b>7,316</b>	<b>105</b>	<b>7,211</b>	<b>68,765</b>	<b>2,186</b>	<b>66,579</b>	<b>65,952</b>	<b>3,177</b>	<b>62,775</b>
<b>Estate and Gift Taxes.....</b>	<b>1,624</b>	<b>47</b>	<b>1,577</b>	<b>17,341</b>	<b>811</b>	<b>16,530</b>	<b>11,909</b>	<b>389</b>	<b>11,520</b>
<b>Customs Duties.....</b>	<b>2,999</b>	<b>114</b>	<b>2,884</b>	<b>27,100</b>	<b>1,085</b>	<b>26,015</b>	<b>26,382</b>	<b>1,592</b>	<b>24,789</b>
<b>Miscellaneous Receipts:</b>									
Deposits of Earnings by Federal Reserve Banks.....	6,623		6,623	63,112		63,112	66,397		66,397
Universal Service Fund.....	799		799	8,229		8,229	8,387		8,387
All Other.....	968	3	965	13,234	26	13,208	12,846	20	12,826
<b>Total -- Miscellaneous Receipts.....</b>	<b>8,391</b>	<b>3</b>	<b>8,388</b>	<b>84,575</b>	<b>26</b>	<b>84,550</b>	<b>87,629</b>	<b>20</b>	<b>87,609</b>
<b>Total -- Receipts.....</b>	<b>206,113</b>	<b>6,084</b>	<b>200,030</b>	<b>2,550,100</b>	<b>262,927</b>	<b>2,287,172</b>	<b>2,281,258</b>	<b>272,591</b>	<b>2,008,667</b>
<b>Total -- On-Budget.....</b>	<b>152,348</b>	<b>6,084</b>	<b>146,265</b>	<b>1,990,861</b>	<b>262,927</b>	<b>1,727,933</b>	<b>1,803,912</b>	<b>272,591</b>	<b>1,531,321</b>
<b>Total -- Off-Budget.....</b>	<b>53,765</b>		<b>53,765</b>	<b>559,239</b>		<b>559,239</b>	<b>477,346</b>		<b>477,346</b>

... No Transactions  
 (\*\*) Less than \$500,000

Note: Details may not add to totals due to rounding.

**Table 5. Outlays of the U.S. Government, July 2013 and Other Periods**

[\$ millions]

Classification	This Month			Current Fiscal Year to Date			Prior Fiscal Year to Date		
	Gross Outlays	Applicable Receipts	Outlays	Gross Outlays	Applicable Receipts	Outlays	Gross Outlays	Applicable Receipts	Outlays
<b>Legislative Branch:</b>									
Senate.....	68	(**)	68	711	2	709	752	3	748
House of Representatives.....	98	(**)	97	1,054	2	1,052	1,142	2	1,140
Joint Items.....	2	.....	2	15	.....	15	15	.....	15
Capitol Police.....	24	.....	24	284	.....	284	273	.....	273
Congressional Budget Office.....	3	.....	3	35	.....	35	37	.....	37
Architect of the Capitol.....	36	1	36	432	4	428	448	4	445
Library of Congress.....	47	1	46	517	8	510	547	7	540
Government Printing Office.....	2	.....	2	101	.....	101	60	.....	60
Government Accountability Office.....	37	.....	37	403	.....	403	435	.....	435
United States Tax Court.....	4	.....	4	41	.....	41	41	.....	41
Other Legislative Branch Agencies.....	5	.....	5	51	.....	51	52	.....	52
Proprietary Receipts from the Public.....	.....	(**)	(**)	.....	9	-9	.....	15	-15
Intrabudgetary Transaction.....	(**)	.....	(**)	-9	.....	-9	-12	.....	-12
Offsetting Governmental Receipts.....	.....	.....	.....	.....	(**)	(**)	.....	.....	.....
<b>Total--Legislative Branch.....</b>	<b>326</b>	<b>1</b>	<b>324</b>	<b>3,635</b>	<b>25</b>	<b>3,610</b>	<b>3,791</b>	<b>31</b>	<b>3,760</b>
<b>Judicial Branch:</b>									
Supreme Court of the United States.....	6	.....	6	68	.....	68	71	.....	71
Courts of Appeals, District Courts, and Other Judicial Services.....	561	.....	561	5,927	.....	5,927	6,066	.....	6,066
Other.....	21	.....	21	324	.....	324	292	.....	292
Proprietary Receipts from the Public.....	.....	15	-15	.....	128	-128	.....	98	-98
Intrabudgetary Transactions.....	2	.....	2	-352	.....	-352	-441	.....	-441
<b>Total--Judicial Branch.....</b>	<b>591</b>	<b>15</b>	<b>576</b>	<b>5,966</b>	<b>128</b>	<b>5,838</b>	<b>5,987</b>	<b>98</b>	<b>5,889</b>
<b>Department of Agriculture:</b>									
Agricultural Research Service.....	87	.....	87	909	.....	909	981	.....	981
National Institute of Food and Agriculture: Research and Education Activities.....	50	.....	50	494	.....	494	576	.....	576
Extension Activities.....	38	.....	38	284	.....	284	419	.....	419
Other.....	10	.....	10	101	.....	101	89	.....	89
Animal and Plant Health Inspection Service.....	68	.....	68	850	.....	850	948	.....	948
Food Safety and Inspection Service.....	67	.....	67	810	.....	810	834	.....	834
Agricultural Marketing Service.....	62	.....	62	847	.....	847	709	.....	709
Risk Management Agency: Administrative and Operating Expenses.....	5	.....	5	59	.....	59	62	.....	62
Federal Crop Insurance Corporation Fund.....	542	79	463	17,864	2,520	15,345	7,611	3,075	4,536
Farm Service Agency: Salaries and Expenses.....	94	.....	94	1,167	.....	1,167	847	.....	847
USDA Supplemental Assistance.....	2	.....	2	2	.....	2	2	.....	2
Agricultural Disaster Relief Fund.....	70	.....	70	1,687	.....	1,687	659	.....	659
Commodity Credit Corporation.....	613	814	-202	18,143	9,549	8,594	16,906	9,686	7,220
Tobacco Trust Fund.....	7	.....	7	666	.....	666	697	.....	697
Agricultural Credit Insurance Fund.....	8	10	-1	265	153	113	667	184	483
Other.....	10	.....	10	55	.....	55	59	.....	59
<b>Total--Farm Service Agency.....</b>	<b>804</b>	<b>824</b>	<b>-20</b>	<b>21,985</b>	<b>9,702</b>	<b>12,283</b>	<b>19,836</b>	<b>9,870</b>	<b>9,966</b>
Natural Resources Conservation Service: Conservation Operations.....	53	.....	53	655	.....	655	728	.....	728
Farm Security and Rural Investment Programs.....	179	.....	179	2,393	.....	2,393	2,263	.....	2,263
Other.....	9	.....	9	134	.....	134	150	.....	150
Rural Development.....	34	.....	34	97	.....	97	119	.....	119
Rural Housing Service: Rural Housing Insurance Fund.....	9	73	-64	478	540	-62	1,300	535	765
Rental Assistance Program.....	98	.....	98	948	.....	948	929	.....	929
Other.....	11	.....	11	130	.....	130	194	.....	194
Rural Utilities Service: Rural Electrification and Telecommunications Fund.....	41	-74	115	294	767	-473	667	1,649	-982
Other.....	123	22	101	1,222	172	1,050	1,294	190	1,104
Foreign Agricultural Service.....	221	.....	221	1,601	.....	1,601	1,567	.....	1,567
Food and Nutrition Service: Supplemental Nutrition Assistance Program.....	7,082	.....	7,082	68,916	.....	68,916	67,051	.....	67,051
Child Nutrition Programs.....	1,121	.....	1,121	17,867	.....	17,867	17,096	.....	17,096
Special Supplemental Nutrition Program for Women, Infants, and Children (WIC).....	555	.....	555	5,483	.....	5,483	5,753	.....	5,753
Other.....	29	.....	29	365	.....	365	352	.....	352
<b>Total--Food and Nutrition Service.....</b>	<b>8,786</b>	<b>.....</b>	<b>8,786</b>	<b>92,632</b>	<b>.....</b>	<b>92,632</b>	<b>90,253</b>	<b>.....</b>	<b>90,253</b>
Forest Service: National Forest System.....	127	.....	127	1,236	.....	1,236	1,274	.....	1,274
Capital Improvement and Maintenance.....	37	.....	37	351	.....	351	463	.....	463
Wildland Fire Management.....	331	.....	331	2,032	.....	2,032	1,735	.....	1,735
Forest Service Permanent Appropriations.....	-5	.....	-5	416	.....	416	478	.....	478
Other.....	46	.....	46	719	.....	719	691	.....	691
<b>Total--Forest Service.....</b>	<b>536</b>	<b>.....</b>	<b>536</b>	<b>4,754</b>	<b>.....</b>	<b>4,754</b>	<b>4,641</b>	<b>.....</b>	<b>4,641</b>
Other.....	83	3	80	795	36	759	868	34	833
Proprietary Receipts from the Public.....	.....	120	-120	.....	1,171	-1,171	.....	1,874	-1,874
Intrabudgetary Transactions.....	-67	.....	-67	197	.....	197	272	.....	272
<b>Total--Department of Agriculture.....</b>	<b>11,849</b>	<b>1,048</b>	<b>10,801</b>	<b>150,534</b>	<b>14,907</b>	<b>135,627</b>	<b>137,310</b>	<b>17,227</b>	<b>120,083</b>

**Table 5. Outlays of the U.S. Government, July 2013 and Other Periods —Continued**

[\$ millions]

Classification	This Month			Current Fiscal Year to Date			Prior Fiscal Year to Date		
	Gross Outlays	Applicable Receipts	Outlays	Gross Outlays	Applicable Receipts	Outlays	Gross Outlays	Applicable Receipts	Outlays
<b>Department of Commerce:</b>									
Economic Development Administration .....	28	(**)	28	376	(**)	376	349	1	348
Bureau of the Census .....	86	.....	86	937	.....	937	1,008	.....	1,008
International Trade Administration .....	34	.....	34	368	.....	368	373	.....	373
National Oceanic and Atmospheric Administration .....	404	23	381	4,396	107	4,289	4,452	103	4,349
National Institute of Standards and Technology .....	69	.....	69	770	.....	770	915	.....	915
National Telecommunication and Information Administration .....	74	.....	74	893	.....	893	1,591	.....	1,591
Other .....	13	6	6	94	60	34	288	49	239
Proprietary Receipts from the Public .....	.....	-1	1	.....	28	-28	.....	13	-13
Intrabudgetary Transactions .....	(**)	.....	(**)	3	.....	3	-13	.....	-13
Offsetting Governmental Receipts .....	.....	(**)	(**)	.....	2	-2	.....	10	-10
<b>Total--Department of Commerce .....</b>	<b>708</b>	<b>28</b>	<b>679</b>	<b>7,838</b>	<b>198</b>	<b>7,640</b>	<b>8,964</b>	<b>175</b>	<b>8,789</b>
<b>Department of Defense--Military Programs:</b>									
<b>Military Personnel:</b>									
Department of the Army .....	5,153	.....	5,153	53,876	.....	53,876	54,702	.....	54,702
Department of the Navy .....	3,607	.....	3,607	37,264	.....	37,264	38,509	.....	38,509
Department of the Air Force .....	2,790	.....	2,790	29,444	.....	29,444	29,210	.....	29,210
Defense Agencies .....	.....	.....	.....	6,791	.....	6,791	5,376	.....	5,376
<b>Total--Military Personnel .....</b>	<b>11,551</b>	<b>.....</b>	<b>11,551</b>	<b>127,375</b>	<b>.....</b>	<b>127,375</b>	<b>127,797</b>	<b>.....</b>	<b>127,797</b>
<b>Operation and Maintenance:</b>									
Department of the Army .....	5,930	.....	5,930	70,312	.....	70,312	79,011	.....	79,011
Department of the Navy .....	4,519	.....	4,519	45,168	.....	45,168	47,594	.....	47,594
Department of the Air Force .....	4,192	.....	4,192	43,900	.....	43,900	47,571	.....	47,571
Defense Agencies .....	5,198	.....	5,198	56,044	.....	56,044	56,667	.....	56,667
<b>Total--Operation and Maintenance .....</b>	<b>19,840</b>	<b>.....</b>	<b>19,840</b>	<b>215,424</b>	<b>.....</b>	<b>215,424</b>	<b>230,842</b>	<b>.....</b>	<b>230,842</b>
<b>International Reconstruction and Other Assistance:</b>									
Department of the Army .....	(**)	.....	(**)	4	.....	4	16	.....	16
<b>Procurement:</b>									
Department of the Army .....	1,871	.....	1,871	23,755	.....	23,755	29,572	.....	29,572
Department of the Navy .....	3,057	.....	3,057	33,959	.....	33,959	34,575	.....	34,575
Department of the Air Force .....	4,788	.....	4,788	32,090	.....	32,090	33,749	.....	33,749
Defense Agencies .....	497	.....	497	5,588	.....	5,588	6,595	.....	6,595
<b>Total--Procurement .....</b>	<b>10,213</b>	<b>.....</b>	<b>10,213</b>	<b>95,391</b>	<b>.....</b>	<b>95,391</b>	<b>104,491</b>	<b>.....</b>	<b>104,491</b>
<b>Research, Development, Test, and Evaluation:</b>									
Department of the Army .....	684	.....	684	6,980	.....	6,980	7,409	.....	7,409
Department of the Navy .....	1,294	.....	1,294	12,893	.....	12,893	13,822	.....	13,822
Department of the Air Force .....	2,680	.....	2,680	20,428	.....	20,428	20,766	.....	20,766
Defense Agencies .....	1,359	.....	1,359	14,963	.....	14,963	15,955	.....	15,955
<b>Total--Research, Development, Test, and Evaluation .....</b>	<b>6,018</b>	<b>.....</b>	<b>6,018</b>	<b>55,264</b>	<b>.....</b>	<b>55,264</b>	<b>57,952</b>	<b>.....</b>	<b>57,952</b>
<b>Military Construction:</b>									
Department of the Army .....	350	.....	350	3,406	.....	3,406	3,973	.....	3,973
Department of the Navy .....	241	.....	241	2,202	.....	2,202	2,375	.....	2,375
Department of the Air Force .....	128	.....	128	1,207	.....	1,207	1,236	.....	1,236
Defense Agencies .....	399	.....	399	3,316	.....	3,316	4,974	.....	4,974
<b>Total--Military Construction .....</b>	<b>1,117</b>	<b>.....</b>	<b>1,117</b>	<b>10,132</b>	<b>.....</b>	<b>10,132</b>	<b>12,557</b>	<b>.....</b>	<b>12,557</b>
<b>Family Housing:</b>									
Department of the Army .....	-63	.....	-63	378	.....	378	535	.....	535
Department of the Navy .....	43	.....	43	345	.....	345	362	.....	362
Department of the Air Force .....	74	.....	74	555	.....	555	729	.....	729
Defense Agencies .....	10	1	10	341	80	261	434	151	283
<b>Revolving and Management Funds:</b>									
Department of the Navy .....	213	.....	213	1,064	.....	1,064	1,332	.....	1,332
<b>Defense Agencies:</b>									
Working Capital Fund .....	334	.....	334	1,554	.....	1,554	2,633	.....	2,633
Other .....	-37	.....	-37	88	.....	88	109	.....	109
<b>Allowances .....</b>	<b>(**)</b>	<b>.....</b>	<b>(**)</b>	<b>-33</b>	<b>.....</b>	<b>-33</b>	<b>5</b>	<b>.....</b>	<b>5</b>
<b>Trust Funds:</b>									
Department of the Army .....	(**)	.....	(**)	7	.....	7	3	.....	3
Department of the Navy .....	1	.....	1	19	.....	19	22	.....	22
Department of the Air Force .....	(**)	.....	(**)	2	.....	2	1	.....	1
Defense Agencies .....	23	.....	23	294	.....	294	220	.....	220
<b>Proprietary Receipts from the Public:</b>									
Department of the Army .....	.....	17	-17	.....	416	-416	.....	-238	238
Department of the Navy .....	.....	9	-9	.....	95	-95	.....	226	-226
Department of the Air Force .....	.....	18	-18	.....	48	-48	.....	15	-15
Defense Agencies .....	.....	54	-54	.....	726	-726	.....	1,002	-1,002
<b>Intrabudgetary Transactions:</b>									
Department of the Army .....	-95	.....	-95	-433	.....	-433	758	.....	758
Department of the Navy .....	-254	.....	-254	111	.....	111	26	.....	26
Department of the Air Force .....	35	.....	35	36	.....	36	17	.....	17
Defense Agencies .....	-22	.....	-22	20	.....	20	-55	.....	-55
<b>Offsetting Governmental Receipts:</b>									
Department of the Army .....	.....	.....	.....	.....	(**)	(**)	.....	(**)	(**)
Defense Agencies .....	.....	.....	.....	.....	.....	.....	.....	(**)	(**)
<b>Total--Department of Defense--Military Programs .....</b>	<b>49,001</b>	<b>98</b>	<b>48,904</b>	<b>507,940</b>	<b>1,365</b>	<b>506,575</b>	<b>540,786</b>	<b>1,156</b>	<b>539,630</b>



**Table 5. Outlays of the U.S. Government, July 2013 and Other Periods —Continued**

[\$ millions]

Classification	This Month			Current Fiscal Year to Date			Prior Fiscal Year to Date		
	Gross Outlays	Applicable Receipts	Outlays	Gross Outlays	Applicable Receipts	Outlays	Gross Outlays	Applicable Receipts	Outlays
<b>Department of Education:</b>									
Office of Elementary and Secondary Education:									
Accelerating Achievement and Ensuring Equity.....	1,334	.....	1,334	14,391	.....	14,391	14,696	.....	14,696
Impact Aid.....	17	.....	17	1,336	.....	1,336	1,261	.....	1,261
Education Improvement Programs.....	376	.....	376	3,968	.....	3,968	4,196	.....	4,196
State Fiscal Stabilization Fund, Recovery Act.....	132	.....	132	1,048	.....	1,048	1,431	.....	1,431
Other.....	46	.....	46	600	.....	600	3,476	.....	3,476
Total—Office of Elementary and Secondary Education.....	1,905	.....	1,905	21,343	.....	21,343	25,059	.....	25,059
Office of Innovation and Improvement.....	103	.....	103	821	.....	821	716	.....	716
Office of English Language Acquisition.....	49	.....	49	609	.....	609	593	.....	593
Office of Special Education and Rehabilitative Services:									
Special Education.....	846	.....	846	10,562	.....	10,562	11,746	.....	11,746
Rehabilitation Services and Disability Research.....	273	.....	273	2,932	.....	2,932	2,858	.....	2,858
Special Institutions for Persons with Disabilities.....	17	.....	17	171	.....	171	184	.....	184
Office of Vocational and Adult Education.....	122	.....	122	1,480	.....	1,480	1,555	.....	1,555
Office of Postsecondary Education:									
Higher Education.....	166	.....	166	1,906	.....	1,906	1,938	.....	1,938
Other.....	45	1	44	215	16	199	224	16	207
Total—Office of Postsecondary Education.....	211	1	210	2,121	16	2,105	2,162	16	2,145
Office of Federal Student Aid:									
Student Financial Assistance.....	1,010	.....	1,010	24,438	.....	24,438	25,540	.....	25,540
Student Aid Administration.....	131	.....	131	1,115	.....	1,115	929	.....	929
Federal Student Loan Reserve Fund.....	.....	.....	.....	179	.....	179	650	.....	650
Federal Direct Student Loans.....	.....	.....	.....	3,274	.....	3,274	6,917	.....	6,917
Federal Family Education Loans.....	-17	.....	-17	2,775	.....	2,775	954	.....	954
Other.....	(**)	.....	(**)	10	.....	10	44	.....	44
Total—Office of Federal Student Aid.....	1,124	.....	1,124	31,792	.....	31,792	35,035	.....	35,035
Institute of Education Sciences.....	68	.....	68	638	.....	638	572	.....	572
Departmental Management.....	44	.....	44	487	.....	487	512	.....	512
Other.....	(**)	.....	(**)	5	.....	5	9	.....	9
Proprietary Receipts from the Public.....	.....	74	-74	.....	41,213	-41,213	.....	35,452	-35,452
Intrabudgetary Transactions.....	11	.....	11	-34	.....	-34	71	.....	71
Total—Department of Education.....	4,774	75	4,699	72,926	41,229	31,697	81,071	35,469	45,602
<b>Department of Energy:</b>									
National Nuclear Security Administration:									
Naval Reactors.....	77	.....	77	798	.....	798	774	.....	774
Weapons Activities.....	540	.....	540	5,847	.....	5,847	6,209	.....	6,209
Defense Nuclear Nonproliferation.....	172	.....	172	1,835	.....	1,835	2,069	.....	2,069
Other.....	30	.....	30	338	.....	338	360	.....	360
Environmental and Other Defense Activities:									
Defense Environmental Cleanup.....	429	.....	429	3,970	.....	3,970	4,840	.....	4,840
Other Defense Activities.....	55	.....	55	651	.....	651	638	.....	638
Defense Nuclear Waste Disposal.....	1	.....	1	5	.....	5	10	.....	10
Other.....	.....	.....	.....	.....	.....	.....	(**)	.....	(**)
Energy Programs:									
Science.....	414	.....	414	4,272	.....	4,272	4,360	.....	4,360
Energy Supply.....	124	.....	124	1,525	.....	1,525	1,991	.....	1,991
Energy Efficiency and Renewable Energy.....	222	.....	222	2,574	.....	2,574	5,753	.....	5,753
Fossil Energy Research and Development.....	77	.....	77	750	.....	750	888	.....	888
Uranium Enrichment Decontamination and Decommissioning Fund.....	37	.....	37	337	.....	337	406	.....	406
Advanced Technology Vehicles Manufacturing Loan Program.....	2	.....	2	122	.....	122	772	.....	772
Title 17 Innovative Technology Loan Guarantee Program.....	20	.....	20	445	.....	445	948	.....	948
Other.....	69	3	65	779	50	729	850	41	808
Total—Energy Programs.....	964	3	961	10,803	50	10,753	15,968	41	15,926
Power Marketing Administration.....	213	303	-90	3,448	3,363	85	2,976	3,043	-67
Departmental Administration.....	(**)	.....	(**)	143	.....	143	164	.....	164
Proprietary Receipts from the Public.....	.....	149	-149	.....	2,252	-2,252	.....	2,357	-2,357
Intrabudgetary Transactions.....	-125	.....	-125	-1,249	.....	-1,249	-1,210	.....	-1,210
Total—Department of Energy.....	2,355	455	1,900	26,591	5,666	20,926	32,797	5,441	27,356

**Table 5. Outlays of the U.S. Government, July 2013 and Other Periods —Continued**

[\$ millions]

Classification	This Month			Current Fiscal Year to Date			Prior Fiscal Year to Date		
	Gross Outlays	Applicable Receipts	Outlays	Gross Outlays	Applicable Receipts	Outlays	Gross Outlays	Applicable Receipts	Outlays
<b>Department of Health and Human Services:</b>									
Food and Drug Administration .....	311	1	310	1,619	7	1,612	1,763	7	1,756
Health Resources and Services Administration .....	803	1	802	7,073	7	7,066	7,245	7	7,239
Indian Health Services .....	299	.....	299	3,801	.....	3,801	4,014	.....	4,014
Centers for Disease Control and Prevention .....	659	.....	659	5,353	.....	5,353	5,579	.....	5,579
National Institutes of Health .....	2,418	.....	2,418	25,566	.....	25,566	27,105	.....	27,105
Substance Abuse and Mental Health Services Administration .....	232	.....	232	2,745	.....	2,745	2,642	.....	2,642
Agency for Healthcare Research and Quality .....	39	.....	39	268	.....	268	261	.....	261
Centers for Medicare and Medicaid Services:									
Grants to States for Medicaid .....	23,066	.....	23,066	221,157	.....	221,157	208,492	.....	208,492
Payments to Health Care Trust Funds .....	19,932	.....	19,932	199,518	.....	199,518	191,394	.....	191,394
Children's Health Insurance Fund .....	916	.....	916	7,598	.....	7,598	7,500	.....	7,500
State Grants and Demonstrations .....	39	.....	39	461	.....	461	416	.....	416
Federal Hospital Insurance Trust Fund:									
Benefit Payments .....	23,514	.....	23,514	222,135	.....	222,135	213,676	.....	213,676
Administrative Expenses .....	419	.....	419	5,812	.....	5,812	3,773	.....	3,773
Total--FHI Trust Fund .....	23,933	.....	23,933	227,947	.....	227,947	217,449	.....	217,449
Health Care Fraud and Abuse Control .....	181	.....	181	1,330	.....	1,330	1,283	.....	1,283
Federal Supplementary Medical Insurance Trust Fund:									
Benefit Payments .....	22,226	.....	22,226	202,451	.....	202,451	188,558	.....	188,558
Administrative Expenses .....	309	.....	309	5,177	.....	5,177	3,846	.....	3,846
Medicare Prescription Drugs:									
Benefit Payments .....	5,496	.....	5,496	50,999	.....	50,999	44,736	.....	44,736
Administrative Expenses .....	29	.....	29	316	.....	316	306	.....	306
Total--FSMI Trust Fund .....	28,060	.....	28,060	258,942	.....	258,942	237,446	.....	237,446
Other .....	424	.....	424	3,846	.....	3,846	3,663	.....	3,663
Total--Centers for Medicare and Medicaid Services .....	96,551	.....	96,551	920,800	.....	920,800	867,644	.....	867,644
Administration for Children and Families:									
Temporary Assistance for Needy Families .....	1,534	.....	1,534	14,111	.....	14,111	13,247	.....	13,247
Contingency Fund .....	31	.....	31	647	.....	647	503	.....	503
Payments to States for Child Support Enforcement and Family Support Programs .....	303	.....	303	2,673	.....	2,673	2,692	.....	2,692
Low Income Home Energy Assistance .....	176	.....	176	3,168	.....	3,168	3,297	.....	3,297
Refugee and Entrant Assistance .....	103	.....	103	794	.....	794	637	.....	637
Child Care Entitlement to States .....	329	.....	329	2,365	.....	2,365	2,335	.....	2,335
Payments to States for the Child Care and Development Block Grant .....	142	.....	142	1,782	.....	1,782	1,842	.....	1,842
Social Services Block Grant .....	221	.....	221	1,622	.....	1,622	1,449	.....	1,449
Children and Families Services Programs .....	675	.....	675	8,199	.....	8,199	8,314	.....	8,314
Payments to States for Foster Care and Adoption Assistance .....	761	.....	761	5,770	.....	5,770	5,794	.....	5,794
Other .....	49	.....	49	482	.....	482	440	.....	440
Total--Administration for Children and Families .....	4,324	.....	4,324	41,613	.....	41,613	40,550	.....	40,550
Administration on Aging .....	98	.....	98	1,209	.....	1,209	1,191	.....	1,191
Departmental Management .....	216	.....	216	2,538	.....	2,538	2,663	.....	2,663
Other .....	34	.....	34	475	.....	475	330	.....	330
Proprietary Receipts from the Public .....	.....	7,129	-7,129	.....	75,039	-75,039	.....	68,970	-68,970
Intrabudgetary Transactions:									
Payments for Health Insurance for the Aged:									
Federal Supplementary Medical Insurance Trust Fund .....	-19,894	.....	-19,894	-187,461	.....	-187,461	-174,742	.....	-174,742
Payments for Tax and Other Credits:									
Federal Hospital Insurance Trust Fund .....	-36	.....	-36	-12,030	.....	-12,030	-16,650	.....	-16,650
Other .....	-33	.....	-33	-154	.....	-154	31	.....	31
Total--Department of Health and Human Services .....	86,022	7,130	78,891	813,413	75,053	738,359	769,625	68,983	700,642
<b>Department of Homeland Security:</b>									
Departmental Management and Operations .....	-11	.....	-11	963	.....	963	896	.....	896
Citizenship and Immigration Services .....	223	.....	223	2,319	.....	2,319	2,220	.....	2,220
United States Secret Service .....	142	.....	142	1,517	.....	1,517	1,512	.....	1,512
Transportation Security Administration .....	385	.....	385	4,568	.....	4,568	4,593	.....	4,593
Immigration and Customs Enforcement .....	457	.....	457	4,726	.....	4,726	5,092	.....	5,092
Customs and Border Protection .....	934	.....	934	9,897	.....	9,897	10,254	.....	10,254
United States Coast Guard .....	824	.....	824	8,603	3	8,601	8,574	12	8,562
National Protection and Programs Directorate .....	88	.....	88	1,148	.....	1,148	1,253	.....	1,253
Federal Emergency Management Agency:									
State and Local Programs .....	324	.....	324	2,973	.....	2,973	2,425	.....	2,425
Firefighter Assistance Grants .....	65	.....	65	605	.....	605	605	.....	605
Disaster Relief .....	648	.....	648	8,244	.....	8,244	5,324	.....	5,324
National Flood Insurance Fund .....	94	212	-118	8,412	1,395	7,017	1,958	1,607	352
Other .....	114	.....	114	1,105	.....	1,105	1,178	.....	1,178
Total--Federal Emergency Management Agency .....	1,244	212	1,032	21,340	1,395	19,945	11,491	1,607	9,884
Science and Technology .....	52	.....	52	468	.....	468	679	.....	679
Domestic Nuclear Detection Office .....	27	.....	27	236	.....	236	288	.....	288
Other .....	32	.....	32	365	.....	365	372	.....	372
Proprietary Receipts from the Public .....	.....	17	-17	.....	196	-196	.....	62	-62
Intrabudgetary Transactions .....	18	.....	18	40	.....	40	-6	.....	-6
Offsetting Governmental Receipts .....	.....	564	-564	.....	5,959	-5,959	.....	5,741	-5,741
Total--Department of Homeland Security .....	4,413	792	3,621	56,192	7,553	48,640	47,220	7,422	39,798

**Table 5. Outlays of the U.S. Government, July 2013 and Other Periods —Continued**

[\$ millions]

Classification	This Month			Current Fiscal Year to Date			Prior Fiscal Year to Date		
	Gross Outlays	Applicable Receipts	Outlays	Gross Outlays	Applicable Receipts	Outlays	Gross Outlays	Applicable Receipts	Outlays
<b>Department of Housing and Urban Development:</b>									
Public and Indian Housing Programs:									
Tenant Based Rental Assistance.....	1,468	.....	1,468	15,082	.....	15,082	14,898	.....	14,898
Housing Certificate Fund.....	34	.....	34	410	.....	410	731	.....	731
Project-Based Rental Assistance.....	791	.....	791	7,825	.....	7,825	7,669	.....	7,669
Public Housing Capital Fund.....	157	.....	157	1,800	.....	1,800	2,318	.....	2,318
Public Housing Operating Fund.....	331	.....	331	3,408	.....	3,408	3,564	.....	3,564
Revitalization of Severely Distressed Public Housing (Hope VI).....	12	.....	12	126	.....	126	101	.....	101
Native American Housing Block Grant.....	131	.....	131	528	.....	528	619	.....	619
Other.....	1	.....	1	8	.....	8	28	.....	28
Total--Public and Indian Housing Programs.....	2,926	.....	2,926	29,186	.....	29,186	29,928	.....	29,928
Community Planning and Development:									
Housing Opportunities for Persons with AIDS.....	34	.....	34	264	.....	264	277	.....	277
Community Development Fund.....	441	.....	441	4,755	.....	4,755	5,772	.....	5,772
Home Investment Partnership Program.....	117	.....	117	1,210	.....	1,210	1,522	.....	1,522
Neighborhood Stabilization Program.....	39	.....	39	736	.....	736	568	.....	568
Homeless Assistance Grants.....	136	.....	136	1,432	.....	1,432	1,657	.....	1,657
Other.....	17	(**)	17	90	(**)	89	95	(**)	95
Total--Community Planning and Development.....	783	(**)	783	8,488	(**)	8,488	9,891	(**)	9,891
Housing Programs:									
Credit Accounts:									
FHA-Mutual Mortgage Insurance Fund, Program Account.....	7	.....	7	88	.....	88	80	.....	80
FHA-Mutual Mortgage Insurance Capital Reserve Account.....	-1,881	.....	-1,881	-14,387	.....	-14,387	-6,811	.....	-6,811
FHA-Mutual Mortgage and Cooperative Housing Insurance Fund, Liquidating Account.....	3	2	2	30	17	13	31	20	12
FHA-General and Special Risk Fund, Program Account.....	5,681	.....	5,681	5,682	.....	5,682	747	.....	747
FHA-General and Special Risk Fund, Liquidating Account.....	13	14	-1	74	189	-115	87	194	-107
Housing for the Elderly or Handicapped Fund, Liquidating Account.....	(**)	48	-48	1	502	-500	2	457	-455
Home Ownership Preservation Equity Fund.....	.....	.....	.....	.....	.....	.....	(**)	.....	(**)
Housing for the Elderly.....	72	.....	72	713	.....	713	711	.....	711
Housing for Persons with Disabilities.....	20	.....	20	177	.....	177	187	.....	187
Other Assisted Housing Programs.....	31	.....	31	331	.....	331	377	.....	377
Other.....	6	4	1	93	33	60	244	36	208
Total--Housing Programs.....	3,953	68	3,885	-7,199	740	-7,940	-4,343	707	-5,050
Government National Mortgage Association:									
Guarantees of Mortgage-Backed Securities.....	-6	7	-13	83	42	41	170	63	106
Management and Administration.....	136	.....	136	1,476	.....	1,476	1,481	.....	1,481
Other.....	17	.....	17	206	.....	206	211	.....	211
Proprietary Receipts from the Public:									
FHA-General and Special Risk Fund.....	.....	657	-657	.....	1,171	-1,171	.....	2,512	-2,512
Other.....	.....	-12	12	.....	9	-9	.....	53	-53
Intrabudgetary Transactions.....	(**)	(**)	(**)	-18	.....	-18	-17	.....	-17
Offsetting Governmental Receipts.....	.....	(**)	(**)	.....	3	-3	.....	3	-3
Total--Department of Housing and Urban Development.....	7,810	721	7,089	32,221	1,965	30,256	37,320	3,338	33,983
<b>Department of the Interior:</b>									
Land and Minerals Management:									
Bureau of Land Management:									
Management of Lands and Resources.....	62	.....	62	756	.....	756	788	.....	788
Other.....	31	23	8	441	170	271	500	156	344
Bureau of Ocean Energy Management,									
Other.....	-8	.....	-8	-31	.....	-31	9	.....	9
Office of Surface Mining Reclamation and Enforcement.....	39	.....	39	595	.....	595	652	.....	652
Total--Land and Minerals Management.....	124	23	102	1,762	170	1,592	1,949	156	1,793
Water and Science:									
Bureau of Reclamation:									
Water and Related Resources.....	67	.....	67	654	.....	654	930	.....	930
Other.....	51	22	29	559	289	269	440	275	165
United States Geological Survey.....	52	.....	52	847	.....	847	904	.....	904
Other.....	(**)	.....	(**)	23	.....	23	31	.....	31
Total--Water and Science.....	170	22	148	2,082	289	1,793	2,305	275	2,029
Fish and Wildlife and Parks:									
United States Fish and Wildlife Service.....	197	.....	197	2,166	.....	2,166	2,122	.....	2,122
National Park Service.....	276	.....	276	2,422	.....	2,422	2,697	.....	2,697
Total--Fish and Wildlife and Parks.....	473	.....	473	4,588	.....	4,588	4,819	.....	4,819
Bureau of Indian Affairs and									
Bureau of Indian Education.....	361	(**)	361	1,790	1	1,789	2,518	1	2,518
Departmental Offices:									
Mineral Leasing and Associated Payments.....	188	.....	188	1,539	.....	1,539	1,711	.....	1,711
Other.....	24	.....	24	245	.....	245	209	.....	209
Insular Affairs.....	23	.....	23	329	.....	329	329	.....	329
Office of the Special Trustee for American Indians.....	19	.....	19	529	.....	529	561	.....	561
Department-Wide Programs.....	83	.....	83	1,267	.....	1,267	1,435	.....	1,435
Other.....	24	.....	24	167	.....	167	131	.....	131
Proprietary Receipts from the Public.....	.....	753	-753	-1,900	4,457	-6,357	.....	4,875	-4,875
Intrabudgetary Transactions.....	-59	.....	-59	-179	.....	-179	-230	.....	-230
Total--Department of the Interior.....	1,431	798	633	12,219	4,917	7,302	15,737	5,307	10,430

**Table 5. Outlays of the U.S. Government, July 2013 and Other Periods —Continued**

[\$ millions]

Classification	This Month			Current Fiscal Year to Date			Prior Fiscal Year to Date		
	Gross Outlays	Applicable Receipts	Outlays	Gross Outlays	Applicable Receipts	Outlays	Gross Outlays	Applicable Receipts	Outlays
<b>Department of Justice:</b>									
General Administration .....	63	.....	63	742	.....	742	1,950	.....	1,950
Legal Activities and United States Marshals:									
General Legal Activities .....	25	.....	25	658	.....	658	726	.....	726
United States Attorneys .....	155	.....	155	1,628	.....	1,628	1,615	.....	1,615
United States Marshals Service .....	49	.....	49	1,030	.....	1,030	923	.....	923
Assets Forfeiture Fund .....	163	.....	163	1,001	.....	1,001	2,318	.....	2,318
Other .....	189	.....	189	1,441	.....	1,441	427	.....	427
Federal Bureau of Investigation .....	667	.....	667	6,681	.....	6,681	6,790	.....	6,790
Drug Enforcement Administration .....	184	.....	184	1,925	.....	1,925	1,899	.....	1,899
Bureau of Alcohol, Tobacco, Firearms, and Explosives .....	93	.....	93	947	.....	947	932	.....	932
Federal Prison System .....	543	32	511	5,844	315	5,530	5,868	299	5,569
Office of Justice Programs:									
State and Local Law Enforcement Assistance .....	125	.....	125	1,152	.....	1,152	1,381	.....	1,381
Community Oriented Policing Services .....	57	.....	57	454	.....	454	519	.....	519
Crime Victims Fund .....	36	.....	36	565	.....	565	542	.....	542
Other .....	75	.....	75	802	.....	802	959	.....	959
Other .....	84	.....	84	662	.....	662	660	.....	660
Proprietary Receipts from the Public .....	.....	25	-25	.....	228	-228	.....	244	-244
Intrabudgetary Transactions .....	166	.....	166	167	.....	167	-829	.....	-829
Offsetting Governmental Receipts .....	.....	50	-50	.....	459	-459	.....	433	-433
<b>Total--Department of Justice .....</b>	<b>2,675</b>	<b>107</b>	<b>2,568</b>	<b>25,699</b>	<b>1,002</b>	<b>24,697</b>	<b>26,681</b>	<b>976</b>	<b>25,705</b>
<b>Department of Labor:</b>									
Employment and Training Administration:									
Training and Employment Services .....	290	.....	290	2,946	.....	2,946	3,128	.....	3,128
Office of Job Corps .....	132	.....	132	1,329	.....	1,329	1,491	.....	1,491
Community Service Employment for Older Americans .....	41	.....	41	367	.....	367	405	.....	405
Federal Unemployment Benefits and Allowances .....	35	.....	35	399	.....	399	517	.....	517
Federal Additional Unemployment Compensation Program-Recovery Act .....	1	.....	1	-13	.....	-13	-10	.....	-10
State Unemployment Insurance and Employment Service Operations .....	31	.....	31	38	.....	38	-32	.....	-32
Payments to the Unemployment Trust Fund .....	.....	.....	.....	31,479	.....	31,479	48,282	.....	48,282
Advances to the Unemployment Trust Fund and Other Funds .....	.....	.....	.....	.....	.....	.....	140	.....	140
State Unemployment Insurance and Employment Service Options .....	6	.....	6	83	.....	83	86	.....	86
Unemployment Trust Fund:									
Federal-State Unemployment Insurance:									
State Unemployment Benefits .....	5,315	.....	5,315	58,514	.....	58,514	78,005	.....	78,005
State Administrative Expenses .....	294	.....	294	3,670	.....	3,670	3,768	.....	3,768
Federal Administrative Expenses .....	23	.....	23	361	.....	361	358	.....	358
Other .....	169	.....	169	170	.....	170	283	.....	283
Total--Unemployment Trust Fund .....	<b>5,802</b>	.....	<b>5,802</b>	<b>62,714</b>	.....	<b>62,714</b>	<b>82,413</b>	.....	<b>82,413</b>
Other .....	21	.....	21	262	.....	262	24	.....	24
<b>Total--Employment and Training Administration .....</b>	<b>6,360</b>	.....	<b>6,360</b>	<b>99,603</b>	.....	<b>99,603</b>	<b>136,446</b>	.....	<b>136,446</b>

**Table 5. Outlays of the U.S. Government, July 2013 and Other Periods —Continued**

Classification	[\$ millions]								
	This Month			Current Fiscal Year to Date			Prior Fiscal Year to Date		
	Gross Outlays	Applicable Receipts	Outlays	Gross Outlays	Applicable Receipts	Outlays	Gross Outlays	Applicable Receipts	Outlays
<b>Department of Labor:—Continued</b>									
Pension Benefit Guaranty Corporation .....	486	660	-174	4,897	5,622	-724	4,874	4,913	-39
Employment Standards Administration .....	4	.....	4	6	.....	6	69	.....	69
Office of Workers' Compensation Programs:									
Special Benefits .....	229	.....	229	-343	.....	-343	-356	.....	-356
Energy Employees Occupational Illness Compensation Fund .....	80	.....	80	1,057	.....	1,057	949	.....	949
Special Benefits for Disabled Coal Miners .....	12	.....	12	124	.....	124	141	.....	141
Black Lung Disability Trust Fund .....	17	.....	17	194	.....	194	218	.....	218
Other .....	29	.....	29	308	.....	308	297	.....	297
Wage and Hour Division .....	18	.....	18	233	.....	233	193	.....	193
Occupational Safety and Health Administration .....	38	.....	38	453	.....	453	467	.....	467
Mine Safety and Health Administration .....	26	.....	26	297	.....	297	312	.....	312
Other .....	36	.....	36	437	.....	437	444	.....	444
Departmental Management .....	54	.....	54	426	.....	426	394	.....	394
Other .....	24	.....	24	262	.....	262	242	.....	242
Proprietary Receipts from the Public .....	.....	(**)	(**)	.....	13	-13	.....	82	-82
Intrabudgetary Transactions .....	-1	.....	-1	-32,361	.....	-32,361	-49,516	.....	-49,516
<b>Total--Department of Labor .....</b>	<b>7,410</b>	<b>660</b>	<b>6,750</b>	<b>75,593</b>	<b>5,635</b>	<b>69,958</b>	<b>95,173</b>	<b>4,994</b>	<b>90,179</b>
<b>Department of State:</b>									
Administration of Foreign Affairs:									
Diplomatic and Consular Programs .....	494	.....	494	6,435	.....	6,435	6,787	.....	6,787
Educational and Cultural Exchange Programs .....	62	.....	62	519	.....	519	517	.....	517
Embassy Security, Construction, and Maintenance .....	175	.....	175	1,666	.....	1,666	1,486	.....	1,486
Payment to Foreign Service Retirement And Disability Fund .....	.....	.....	.....	159	.....	159	159	.....	159
Foreign Service Retirement and Disability Fund .....	74	.....	74	745	.....	745	725	.....	725
Other .....	281	.....	281	501	.....	501	181	.....	181
<b>Total--Administration of Foreign Affairs .....</b>	<b>1,087</b>	<b>.....</b>	<b>1,087</b>	<b>10,025</b>	<b>.....</b>	<b>10,025</b>	<b>9,855</b>	<b>.....</b>	<b>9,855</b>
International Organizations and Conferences .....	81	.....	81	1,372	.....	1,372	2,113	.....	2,113
Global Health and Child Survival .....	828	.....	828	4,979	.....	4,979	6,373	.....	6,373
Migration and Refugee Assistance .....	91	.....	91	1,622	.....	1,622	1,453	.....	1,453
International Narcotics Control and Law Enforcement .....	109	.....	109	1,166	.....	1,166	1,399	.....	1,399
Andean Counterdrug Programs .....	9	.....	9	65	.....	65	92	.....	92
Other .....	163	.....	163	1,044	.....	1,044	400	.....	400
Proprietary Receipts from the Public .....	.....	1	-1	.....	38	-38	.....	33	-33
Intrabudgetary Transactions .....	-13	.....	-13	-177	.....	-177	-58	.....	-58
<b>Total--Department of State .....</b>	<b>2,356</b>	<b>1</b>	<b>2,355</b>	<b>20,096</b>	<b>38</b>	<b>20,058</b>	<b>21,627</b>	<b>33</b>	<b>21,595</b>
<b>Department of Transportation:</b>									
Office of the Secretary .....	115	.....	115	794	.....	794	908	.....	908
Federal Aviation Administration:									
Operations .....	-250	.....	-250	3,079	.....	3,079	3,132	.....	3,132
Airport and Airway Trust Fund:									
Grants-In-Aid for Airports .....	478	.....	478	3,000	.....	3,000	2,607	.....	2,607
Facilities and Equipment .....	216	.....	216	2,250	.....	2,250	2,359	.....	2,359
Research, Engineering, and Development .....	12	.....	12	119	.....	119	142	.....	142
Trust Fund Share of FAA Operations .....	700	.....	700	4,568	.....	4,568	5,061	.....	5,061
<b>Total--Airport and Airway Trust Fund .....</b>	<b>1,406</b>	<b>.....</b>	<b>1,406</b>	<b>9,937</b>	<b>.....</b>	<b>9,937</b>	<b>10,169</b>	<b>.....</b>	<b>10,169</b>
Other .....	-12	2	-15	-7	184	-191	-50	117	-166
<b>Total--Federal Aviation Administration .....</b>	<b>1,143</b>	<b>2</b>	<b>1,141</b>	<b>13,008</b>	<b>184</b>	<b>12,825</b>	<b>13,251</b>	<b>117</b>	<b>13,135</b>
Federal Highway Administration:									
Highway Trust Fund:									
Federal-Aid Highways .....	4,058	.....	4,058	31,725	.....	31,725	30,665	.....	30,665
Other .....	1	.....	1	17	12	5	20	20	(**)
Highway Infrastructure Investment, Recovery Act .....	77	.....	77	883	.....	883	2,700	.....	2,700
Other Programs .....	69	.....	69	7,035	.....	7,035	1,027	.....	1,027
<b>Total--Federal Highway Administration .....</b>	<b>4,206</b>	<b>.....</b>	<b>4,206</b>	<b>39,660</b>	<b>12</b>	<b>39,648</b>	<b>34,413</b>	<b>20</b>	<b>34,392</b>
Federal Motor Carrier Safety Administration .....	49	.....	49	455	.....	455	433	.....	433
National Highway Traffic Safety Administration .....	60	.....	60	619	.....	619	621	.....	621
Federal Railroad Administration:									
Operating Subsidy Grants to the National Railroad Passenger Corporation .....	99	.....	99	442	.....	442	466	.....	466
Capital and Debt Service Grants to the National Railroad Passenger Corporation .....	109	.....	109	784	.....	784	869	.....	869
Capital Assistance for High Speed Rail Corridors and Intercity Passenger Rail Service .....	20	.....	20	410	.....	410	340	.....	340
Other .....	25	.....	25	471	(**)	471	315	(**)	315
<b>Total--Federal Railroad Administration .....</b>	<b>253</b>	<b>.....</b>	<b>253</b>	<b>2,107</b>	<b>(**)</b>	<b>2,107</b>	<b>1,990</b>	<b>(**)</b>	<b>1,990</b>

**Table 5. Outlays of the U.S. Government, July 2013 and Other Periods —Continued**

[\$ millions]

Classification	This Month			Current Fiscal Year to Date			Prior Fiscal Year to Date		
	Gross Outlays	Applicable Receipts	Outlays	Gross Outlays	Applicable Receipts	Outlays	Gross Outlays	Applicable Receipts	Outlays
<b>Department of Transportation:—Continued</b>									
Federal Transit Administration:									
Formula Grants.....	10	.....	10	113	.....	113	148	.....	148
Capital Investment Grants.....	206	.....	206	1,620	.....	1,620	1,847	.....	1,847
Transit Formula Grants.....	776	.....	776	6,355	.....	6,355	6,214	.....	6,214
Transit Capital Assistance, Recovery Act.....	75	.....	75	558	.....	558	922	.....	922
Other.....	52	.....	52	511	.....	511	296	.....	296
Total--Federal Transit Administration.....	1,118	.....	1,118	9,157	.....	9,157	9,427	.....	9,427
Maritime Administration.....	-64	(**)	-64	306	.....	14	291	.....	23
Other.....	16	.....	4	12	.....	24	326	.....	23
Proprietary Receipts from the Public.....	.....	.....	3	-3	.....	65	-65	.....	179
Intrabudgetary Transactions:									
Payment from the General Fund, Highway Trust Fund.....	.....	.....	.....	-6,200	.....	-6,200	.....	.....	.....
Other.....	(**)	.....	(**)	-1	.....	-1	-1	.....	-1
Offsetting Governmental Receipts.....	.....	.....	5	-5	.....	81	-81	.....	90
Total--Department of Transportation.....	6,897	14	6,883	60,255	380	59,875	61,614	452	61,162
<b>Department of the Treasury:</b>									
Departmental Offices:									
Exchange Stabilization Fund.....	.....	.....	34	-34	.....	135	-135	.....	195
Grants for Specified Energy Property in Lieu of Tax Credit.....	282	.....	282	5,082	.....	5,082	3,873	.....	3,873
Housing and Economic Recovery Programs.....	482	.....	482	489	.....	489	18,668	.....	18,668
Troubled Asset Relief Programs.....	324	.....	324	3,848	.....	3,848	29,641	.....	29,641
Other.....	59	.....	59	1,633	.....	1,633	2,083	.....	2,083
Bureau of the Fiscal Service:									
Financial Management Service:									
Payment to the Resolution Funding Corporation.....	527	.....	527	2,503	.....	2,503	2,628	.....	2,628
Financial Agent Services.....	63	.....	63	523	.....	523	514	.....	514
Interest Paid to Credit Financing Accounts.....	.....	.....	.....	2	.....	2	2	.....	2
Claims, Judgments, and Relief Acts.....	82	.....	82	5,137	.....	5,137	2,471	.....	2,471
Other.....	26	.....	26	739	(**)	739	2,196	(**)	2,196
Total--Financial Management Service.....	698	.....	698	8,905	(**)	8,905	7,811	(**)	7,811
Bureau of the Public Debt.....	13	.....	13	206	.....	206	224	.....	224
Total--Bureau of the Fiscal Service.....	710	.....	710	9,111	(**)	9,111	8,035	(**)	8,035
Federal Financing Bank.....	-82	.....	-82	-528	.....	-528	-237	.....	-237
Alcohol and Tobacco Tax and Trade Bureau:									
Salaries and Expenses.....	8	.....	8	78	.....	78	86	.....	86
Internal Revenue Collections for Puerto Rico.....	30	.....	30	287	.....	287	324	.....	324
Bureau of Engraving and Printing.....	-2	.....	-2	11	.....	11	1	.....	1
United States Mint.....	308	308	-1	4,057	4,255	-198	3,272	3,387	-115
Internal Revenue Service:									
Taxpayer Services.....	170	.....	170	1,986	.....	1,986	2,024	.....	2,024
Enforcement.....	359	.....	359	4,224	.....	4,224	4,450	.....	4,450
Operations Support.....	329	.....	329	3,309	.....	3,309	3,356	.....	3,356
Build America Bond Payments, Recovery Act.....	441	.....	441	3,488	.....	3,488	3,312	.....	3,312
Payment Where Earned Income Credit Exceeds Liability for Tax.....	367	.....	367	57,207	.....	57,207	54,700	.....	54,700
Payment Where Child Tax Credit Exceeds Liability for Tax.....	196	.....	196	21,430	.....	21,430	21,882	.....	21,882
Payment Where Tax Credits to Aid First Time Homebuyers Exceeds Liability for Tax.....	1	.....	1	15	.....	15	46	.....	46
Payment Where Making Work Pay Credit Exceeds Liability for Tax, Recovery Act.....	3	.....	3	-15	.....	-15	266	.....	266
Refunding Internal Revenue Collections, Interest.....	149	.....	149	2,555	.....	2,555	2,432	.....	2,432
Other.....	197	(**)	197	5,677	3	5,675	7,681	3	7,678
Total--Internal Revenue Service.....	2,213	(**)	2,212	99,877	3	99,874	100,150	3	100,147
Comptroller of the Currency.....	79	.....	79	887	.....	509	379	.....	883
Interest on the Public Debt:									
Interest on Treasury Debt Securities (Gross):									
Public Issues (Accrual Basis).....	20,901	.....	20,901	205,013	.....	205,013	207,384	.....	207,384
Special Issues (Cash Basis).....	4,176	.....	4,176	165,326	.....	165,326	115,112	.....	115,112
Total--Interest on Treasury Debt Securities (Gross).....	25,077	.....	25,077	370,338	.....	370,338	322,495	.....	322,495
Total--Interest on the Public Debt.....	25,077	.....	25,077	370,338	.....	370,338	322,495	.....	322,495
Other.....	5	.....	5	84	.....	84	84	.....	84
Proprietary Receipts from the Public.....	.....	.....	758	-758	.....	96,439	-96,439	.....	28,450
Intrabudgetary Transactions.....	-570	.....	-570	-2,373	.....	-2,373	-2,294	.....	-2,294
Total--Department of the Treasury.....	28,924	1,101	27,823	492,881	101,341	391,540	487,063	32,532	454,531

**Table 5. Outlays of the U.S. Government, July 2013 and Other Periods —Continued**

[\$ millions]

Classification	This Month			Current Fiscal Year to Date			Prior Fiscal Year to Date		
	Gross Outlays	Applicable Receipts	Outlays	Gross Outlays	Applicable Receipts	Outlays	Gross Outlays	Applicable Receipts	Outlays
<b>Department of Veterans Affairs:</b>									
Joint DOD-VA Medical Facility Demonstration Fund .....	28	.....	28	284	.....	284	275	.....	275
Veterans Health Administration:									
Medical Services.....	3,540	.....	3,540	34,495	.....	34,495	32,962	.....	32,962
Medical Support and Compliance .....	436	.....	436	4,336	.....	4,336	4,113	.....	4,113
Medical Facilities .....	453	.....	453	4,458	.....	4,458	4,355	.....	4,355
Other .....	81	31	49	827	325	502	888	326	562
<b>Benefit Programs:</b>									
Public Enterprise Funds:									
Housing Accounts.....	(**)	2	-1	4	18	-14	4	11	-7
Other.....	141	124	17	976	976	(**)	1,018	989	29
Compensation and Pensions .....	5,497	.....	5,497	53,227	.....	53,227	44,328	.....	44,328
Readjustment Benefits.....	733	.....	733	10,479	.....	10,479	8,642	.....	8,642
Veterans Housing Benefit Program Fund.....	38	.....	38	1,461	.....	1,461	1,654	.....	1,654
Insurance Funds:									
National Service Life.....	87	.....	87	854	.....	854	888	.....	888
Veterans Special Life.....	14	2	13	136	125	11	131	132	(**)
Other .....	22	.....	22	92	.....	92	71	.....	71
<b>Total--Benefit Programs.....</b>	<b>6,532</b>	<b>127</b>	<b>6,405</b>	<b>67,230</b>	<b>1,118</b>	<b>66,111</b>	<b>56,738</b>	<b>1,131</b>	<b>55,606</b>
<b>Departmental Administration:</b>									
Construction .....	84	.....	84	943	.....	943	1,056	.....	1,056
Information Technology Systems.....	263	.....	263	2,713	.....	2,713	2,772	.....	2,772
General Operating Expenses.....	190	.....	190	1,789	.....	1,789	1,716	(**)	1,716
Other .....	55	.....	55	796	.....	796	987	1	986
<b>Proprietary Receipts from the Public:</b>									
National Service Life.....	.....	4	-4	.....	46	-46	.....	66	-66
Other .....	.....	301	-301	.....	2,840	-2,840	.....	2,821	-2,821
Intrabudgetary Transactions .....	-54	.....	-54	-48	.....	-48	-70	.....	-70
<b>Total--Department of Veterans Affairs .....</b>	<b>11,609</b>	<b>464</b>	<b>11,145</b>	<b>117,822</b>	<b>4,329</b>	<b>113,493</b>	<b>105,793</b>	<b>4,345</b>	<b>101,448</b>
<b>Corps of Engineers:</b>									
Construction .....	181	.....	181	1,811	.....	1,811	2,143	.....	2,143
Operation and Maintenance.....	231	.....	231	2,305	.....	2,305	1,667	.....	1,667
Flood Control and Coastal Emergencies .....	71	.....	71	555	.....	555	1,033	.....	1,033
Harbor Maintenance Trust Fund.....	.....	.....	.....	.....	.....	.....	709	.....	709
Rivers and Harbors Contributed Funds.....	31	.....	31	331	.....	331	415	.....	415
Other .....	22	.....	22	1,041	.....	1,041	1,076	.....	1,076
Proprietary Receipts from the Public.....	.....	64	-64	.....	689	-689	.....	427	-427
Intrabudgetary Transactions .....	(**)	.....	(**)	1	.....	1	(**)	.....	(**)
<b>Total--Corps of Engineers.....</b>	<b>535</b>	<b>64</b>	<b>472</b>	<b>6,044</b>	<b>689</b>	<b>5,355</b>	<b>7,043</b>	<b>427</b>	<b>6,616</b>
<b>Other Defense Civil Programs:</b>									
Military Retirement:									
Payment to Military Retirement Fund.....	.....	.....	.....	67,733	.....	67,733	64,751	.....	64,751
Military Retirement Fund.....	4,542	.....	4,542	45,189	.....	45,189	39,955	.....	39,955
Retiree Health Care:									
Payment to Department of Defense	.....	.....	.....	.....	.....	.....	.....	.....	.....
Medicare-Eligible Retiree Health Care Fund.....	.....	.....	.....	6,142	.....	6,142	6,716	.....	6,716
Department of Defense Medicare-Eligible	.....	.....	.....	.....	.....	.....	.....	.....	.....
Retiree Health Care Fund .....	999	.....	999	7,145	.....	7,145	7,507	.....	7,507
Educational Benefits .....	20	.....	20	327	.....	327	328	.....	328
Other .....	17	.....	17	228	.....	228	210	.....	210
Proprietary Receipts from the Public.....	.....	1	-1	.....	13	-13	.....	14	-14
Intrabudgetary Transactions .....	-916	.....	-916	-79,145	.....	-79,145	-52,307	.....	-52,307
<b>Total--Other Defense Civil Programs .....</b>	<b>4,662</b>	<b>1</b>	<b>4,661</b>	<b>47,618</b>	<b>13</b>	<b>47,604</b>	<b>67,160</b>	<b>14</b>	<b>67,146</b>
<b>Environmental Protection Agency:</b>									
Science and Technology.....	57	.....	57	645	.....	645	680	.....	680
Environmental Programs and Management.....	198	.....	198	2,122	.....	2,122	2,239	.....	2,239
State and Tribal Assistance Grants.....	227	.....	227	3,840	.....	3,840	4,257	.....	4,257
Payment to the Hazardous Substance Superfund .....	.....	.....	.....	1,096	.....	1,096	1,075	.....	1,075
Hazardous Substance Superfund .....	95	.....	95	1,061	.....	1,061	1,146	.....	1,146
Other .....	-3	(**)	-3	187	27	160	214	22	192
Proprietary Receipts from the Public.....	.....	6	-6	.....	39	-39	.....	31	-31
Intrabudgetary Transactions .....	-14	.....	-14	-1,090	.....	-1,090	-1,014	.....	-1,014
Offsetting Governmental Receipts .....	.....	2	-2	.....	31	-31	.....	21	-21
<b>Total--Environmental Protection Agency.....</b>	<b>560</b>	<b>8</b>	<b>553</b>	<b>7,861</b>	<b>97</b>	<b>7,764</b>	<b>8,597</b>	<b>74</b>	<b>8,523</b>
<b>Executive Office of the President:</b>									
The White House.....	5	.....	5	44	.....	44	48	.....	48
Office of Management and Budget .....	6	.....	6	70	.....	70	74	.....	74
Unanticipated Needs .....	1	.....	1	10	.....	10	14	.....	14
Other .....	17	.....	17	186	.....	186	191	.....	191
Proprietary Receipts from the Public.....	.....	(**)	(**)	.....	(**)	(**)	.....	1	-1
Intrabudgetary Transactions .....	.....	.....	.....	(**)	.....	(**)	(**)	.....	(**)
<b>Total--Executive Office of the President .....</b>	<b>29</b>	<b>(**)</b>	<b>29</b>	<b>310</b>	<b>(**)</b>	<b>310</b>	<b>327</b>	<b>1</b>	<b>327</b>

**Table 5. Outlays of the U.S. Government, July 2013 and Other Periods —Continued**

[\$ millions]

Classification	This Month			Current Fiscal Year to Date			Prior Fiscal Year to Date		
	Gross Outlays	Applicable Receipts	Outlays	Gross Outlays	Applicable Receipts	Outlays	Gross Outlays	Applicable Receipts	Outlays
<b>General Services Administration:</b>									
Real Property Activities.....	-4	.....	-4	-261	.....	-261	1,263	.....	1,263
Supply and Technology Activities.....	-75	.....	-75	-107	.....	-107	-54	.....	-54
General Activities.....	12	.....	12	192	.....	192	197	.....	197
Proprietary Receipts from the Public.....	.....	-2	2	.....	104	-104	.....	222	-222
Intrabudgetary Transactions.....	-3	.....	-3	-8	.....	-8	-8	.....	-8
<b>Total--General Services Administration.....</b>	<b>-69</b>	<b>-2</b>	<b>-67</b>	<b>-183</b>	<b>104</b>	<b>-288</b>	<b>1,399</b>	<b>222</b>	<b>1,177</b>
<b>International Assistance Programs:</b>									
Millennium Challenge Corporation.....	179	.....	179	1,209	.....	1,209	1,228	.....	1,228
<b>International Security Assistance:</b>									
Foreign Military Financing Program.....	43	.....	43	4,317	.....	4,317	4,958	.....	4,958
Economic Support Fund.....	192	.....	192	3,226	.....	3,226	4,346	.....	4,346
Other.....	60	17	43	744	106	638	1,016	111	905
<b>Total--International Security Assistance.....</b>	<b>295</b>	<b>17</b>	<b>278</b>	<b>8,287</b>	<b>106</b>	<b>8,181</b>	<b>10,320</b>	<b>111</b>	<b>10,209</b>
<b>Multilateral Assistance:</b>									
<b>Contribution to the International Development Association.....</b>									
.....	.....	.....	1,351	.....	1,351	1,492	.....	1,492	.....
Other.....	27	.....	27	1,396	.....	1,396	1,789	.....	1,789
<b>Total--Multilateral Assistance.....</b>	<b>27</b>	<b>.....</b>	<b>27</b>	<b>2,747</b>	<b>.....</b>	<b>2,747</b>	<b>3,281</b>	<b>.....</b>	<b>3,281</b>
<b>Agency for International Development:</b>									
Development Assistance Program.....	404	.....	404	1,903	.....	1,903	1,344	.....	1,344
Assistance for Europe, Eurasia and Central Asia.....	50	.....	50	452	.....	452	453	.....	453
International Disaster Assistance.....	137	.....	137	991	.....	991	845	.....	845
Operating Expenses.....	120	.....	120	1,187	.....	1,187	1,049	.....	1,049
Other.....	-230	53	-283	479	308	171	542	362	180
Proprietary Receipts from the Public.....	.....	(**)	(**)	.....	168	-168	.....	54	-54
Intrabudgetary Transactions.....	-1	.....	-1	12	.....	12	-44	.....	-44
<b>Total--Agency for International Development.....</b>	<b>480</b>	<b>53</b>	<b>427</b>	<b>5,024</b>	<b>476</b>	<b>4,548</b>	<b>4,190</b>	<b>416</b>	<b>3,773</b>
<b>Overseas Private Investment Corporation:</b>									
Overseas Private Investment Corporation Accounts.....	1	14	-13	70	155	-85	60	172	-113
Proprietary Receipts from the Public.....	.....	1	-1	.....	150	-150	.....	69	-69
<b>Total--Overseas Private Investment Corporation.....</b>	<b>1</b>	<b>15</b>	<b>-14</b>	<b>70</b>	<b>305</b>	<b>-235</b>	<b>60</b>	<b>242</b>	<b>-182</b>
Peace Corps.....	25	(**)	25	277	1	276	305	(**)	304
<b>Total--International Assistance Programs.....</b>	<b>-127</b>	<b>.....</b>	<b>-127</b>	<b>462</b>	<b>25</b>	<b>436</b>	<b>817</b>	<b>.....</b>	<b>817</b>
<b>Military Sales Programs:</b>									
Foreign Military Sales Trust Fund.....	1,887	.....	1,887	20,782	.....	20,782	21,373	.....	21,373
Other.....	9	10	-1	12	49	-37	2	100	-98
Proprietary Receipts from the Public.....	.....	2,028	-2,028	.....	21,567	-21,567	.....	21,043	-21,043
Other.....	10	(**)	9	82	2	81	91	1	90
<b>Total--International Assistance Programs.....</b>	<b>2,785</b>	<b>2,124</b>	<b>661</b>	<b>38,951</b>	<b>22,531</b>	<b>16,420</b>	<b>41,666</b>	<b>21,913</b>	<b>19,753</b>
<b>National Aeronautics and Space Administration:</b>									
Science.....	387	.....	387	3,838	.....	3,838	3,892	.....	3,892
Aeronautics.....	44	.....	44	456	.....	456	485	.....	485
Exploration.....	288	.....	288	3,338	.....	3,338	2,906	.....	2,906
Cross Agency Support.....	206	.....	206	2,250	.....	2,250	2,426	.....	2,426
Space Operations.....	403	.....	403	3,022	.....	3,022	3,776	.....	3,776
Other.....	94	.....	94	851	.....	851	565	.....	565
Proprietary Receipts from the Public.....	.....	(**)	(**)	.....	8	-8	.....	2	-2
Intrabudgetary Transactions.....	(**)	.....	(**)	-3	.....	-3	6	.....	6
<b>Total--National Aeronautics and Space Administration.....</b>	<b>1,422</b>	<b>(**)</b>	<b>1,422</b>	<b>13,752</b>	<b>8</b>	<b>13,744</b>	<b>14,055</b>	<b>2</b>	<b>14,053</b>
<b>National Science Foundation:</b>									
Research and Related Activities.....	530	.....	530	4,663	.....	4,663	4,570	.....	4,570
Education and Human Resources.....	71	.....	71	680	.....	680	766	.....	766
Other.....	50	.....	50	505	.....	505	521	.....	521
Proprietary Receipts from the Public.....	.....	1	-1	.....	41	-41	.....	48	-48
<b>Total--National Science Foundation.....</b>	<b>651</b>	<b>1</b>	<b>650</b>	<b>5,848</b>	<b>41</b>	<b>5,807</b>	<b>5,858</b>	<b>48</b>	<b>5,810</b>
<b>Office of Personnel Management:</b>									
<b>Government Payment for Annuitants, Employees</b>									
Health and Life Insurance Benefits.....	975	.....	975	9,115	.....	9,115	8,959	.....	8,959
Civil Service Retirement and Disability Fund.....	6,643	.....	6,643	64,433	.....	64,433	61,566	.....	61,566
Employees Life Insurance Fund.....	255	256	-1	2,369	3,113	-743	2,200	3,560	-1,360
Employees and Retired Employees Health Benefits Fund.....	3,731	3,657	74	36,246	37,741	-1,495	35,224	36,904	-1,681
Other.....	-13	.....	-13	295	.....	295	34	.....	34
Proprietary Receipts from the Public.....	.....	1	-1	.....	15	-15	.....	16	-16
<b>Intrabudgetary Transactions:</b>									
Postal Service Contributions.....	.....	.....	.....	-1,578	.....	-1,578	-1,640	.....	-1,640
<b>Civil Service Retirement and Disability Fund:</b>									
Other.....	-4	.....	-4	-41	.....	-41	-42	.....	-42
<b>Total--Office of Personnel Management.....</b>	<b>11,587</b>	<b>3,914</b>	<b>7,673</b>	<b>110,839</b>	<b>40,869</b>	<b>69,970</b>	<b>106,301</b>	<b>40,480</b>	<b>65,821</b>



**Table 5. Outlays of the U.S. Government, July 2013 and Other Periods —Continued**

[\$ millions]

Classification	This Month			Current Fiscal Year to Date			Prior Fiscal Year to Date		
	Gross Outlays	Applicable Receipts	Outlays	Gross Outlays	Applicable Receipts	Outlays	Gross Outlays	Applicable Receipts	Outlays
<b>Small Business Administration:</b>									
Salaries and Expenses .....	56	.....	56	188	(**)	188	395	.....	395
Business Loans Program .....	33	(**)	33	1,221	2	1,219	2,833	17	2,816
Disaster Loans Program .....	7	(**)	7	537	1	536	379	2	378
Other .....	2	2	1	27	13	13	29	8	21
Proprietary Receipts from the Public .....	.....	(**)	(**)	.....	1,697	-1,697	.....	868	-868
Intrabudgetary Transactions .....	.....	.....	.....	(**)	.....	(**)	(**)	.....	(**)
<b>Total--Small Business Administration .....</b>	<b>98</b>	<b>2</b>	<b>96</b>	<b>1,973</b>	<b>1,713</b>	<b>260</b>	<b>3,637</b>	<b>895</b>	<b>2,741</b>
<b>Social Security Administration:</b>									
Payments to Social Security Trust Funds .....	6,505	.....	6,505	56,028	.....	56,028	121,231	.....	121,231
Supplemental Security Income Program .....	4,837	.....	4,837	46,825	.....	46,825	41,282	.....	41,282
<b>Federal Old-Age and Survivors Insurance Trust Fund</b>									
<b>(Off-Budget):</b>									
Benefit Payments .....	56,076	.....	56,076	550,545	.....	550,545	520,409	.....	520,409
Administrative Expenses .....	231	.....	231	2,854	.....	2,854	2,776	.....	2,776
Payment to Railroad Retirement Account .....	.....	.....	.....	3,948	.....	3,948	4,139	.....	4,139
<b>Total--FOASI Trust Fund .....</b>	<b>56,307</b>	<b>.....</b>	<b>56,307</b>	<b>557,348</b>	<b>.....</b>	<b>557,348</b>	<b>527,324</b>	<b>.....</b>	<b>527,324</b>
<b>Federal Disability Insurance Trust Fund</b>									
<b>(Off-Budget):</b>									
Benefit Payments .....	11,651	.....	11,651	116,091	.....	116,091	112,238	.....	112,238
Administrative Expenses .....	231	.....	231	2,239	.....	2,239	2,344	.....	2,344
Payment to Railroad Retirement Account .....	.....	.....	.....	551	.....	551	512	.....	512
<b>Total--FDI Trust Fund .....</b>	<b>11,882</b>	<b>.....</b>	<b>11,882</b>	<b>118,880</b>	<b>.....</b>	<b>118,880</b>	<b>115,094</b>	<b>.....</b>	<b>115,094</b>
Other .....	22	.....	22	254	.....	254	184	.....	184
<b>Proprietary Receipts from the Public:</b>									
On-Budget .....	.....	267	-267	.....	2,298	-2,298	.....	2,386	-2,386
Off-Budget .....	.....	4	-4	.....	102	-102	.....	99	-99
<b>Intrabudgetary Transactions:</b>									
Off-Budget <sup>1</sup> .....	-6,505	.....	-6,505	-56,026	.....	-56,026	-121,229	.....	-121,229
<b>Total--Social Security Administration .....</b>	<b>73,048</b>	<b>271</b>	<b>72,777</b>	<b>723,308</b>	<b>2,400</b>	<b>720,908</b>	<b>683,886</b>	<b>2,485</b>	<b>681,401</b>
<b>Other Independent Agencies:</b>									
Broadcasting Board of Governors .....	60	(**)	61	582	-1	583	595	(**)	595
Bureau of Consumer Financial Protection .....	27	(**)	27	282	(**)	282	191	(**)	191
Corporation for National and Community Service .....	89	(**)	89	794	(**)	794	812	1	811
Corporation for Public Broadcasting .....	.....	.....	.....	422	.....	422	444	.....	444
<b>District of Columbia:</b>									
<b>Courts:</b>									
General and Special Payments .....	46	(**)	46	485	(**)	485	499	(**)	499
Equal Employment Opportunity Commission .....	26	1	25	276	3	273	293	3	290
Export-Import Bank of the United States .....	-211	15	-226	-1,005	58	-1,063	88	796	-707
<b>Federal Communications Commission:</b>									
Universal Service Fund .....	711	.....	711	7,631	.....	7,631	7,704	.....	7,704
Spectrum Auction Program Account .....	(**)	.....	(**)	(**)	.....	(**)	20	.....	20
Other .....	8	3	6	252	31	222	269	23	246
<b>Federal Deposit Insurance Corporation:</b>									
Deposit Insurance Fund .....	-241	.....	-241	3,676	-1,103	4,780	4,566	427	4,138
FSLIC Resolution Fund .....	125	(**)	125	312	6	305	55	76	-21
<b>Total--Federal Deposit Insurance Corporation .....</b>	<b>-116</b>	<b>(**)</b>	<b>-116</b>	<b>3,988</b>	<b>-1,097</b>	<b>5,085</b>	<b>4,621</b>	<b>503</b>	<b>4,117</b>
Federal Drug Control Programs .....	23	.....	23	210	.....	210	326	.....	326
Federal Housing Finance Agency .....	17	.....	17	194	.....	194	189	.....	189
Intelligence Community Management Account .....	66	.....	66	396	.....	396	539	.....	539
Legal Services Corporation .....	28	.....	28	289	.....	289	295	.....	295
National Archives and Records Administration .....	24	3	21	339	29	310	339	23	316
National Credit Union Administration .....	35	41	-5	5,891	2,723	3,168	3,089	1,049	2,040
National Endowment for the Arts .....	14	(**)	14	120	(**)	120	132	1	132
National Endowment for the Humanities .....	14	(**)	14	120	1	120	126	1	124
Institute of Museum and Library Services .....	19	.....	19	202	1	201	204	1	204
National Labor Relations Board .....	20	(**)	20	219	(**)	218	223	(**)	223
Nuclear Regulatory Commission .....	78	3	75	831	665	165	869	655	215
<b>Postal Service:</b>									
<b>Off-Budget:</b>									
Public Enterprise Funds .....	5,006	5,399	-393	59,523	62,595	-3,072	57,396	57,442	-46
Other .....	.....	.....	.....	255	.....	255	256	.....	256
Other .....	.....	.....	.....	78	.....	78	74	.....	74

**Table 5. Outlays of the U.S. Government, July 2013 and Other Periods —Continued**

[\$ millions]

Classification	This Month			Current Fiscal Year to Date			Prior Fiscal Year to Date		
	Gross Outlays	Applicable Receipts	Outlays	Gross Outlays	Applicable Receipts	Outlays	Gross Outlays	Applicable Receipts	Outlays
<b>Other Independent Agencies:—Continued</b>									
Railroad Retirement Board:									
Federal Windfall Subsidy .....	3	.....	3	36	.....	36	41	.....	41
Federal Payments to the Railroad Retirement Accounts.....	129	.....	129	647	.....	647	705	.....	705
Railroad Unemployment Insurance Trust Fund:									
Benefit Payments.....	5	.....	5	69	.....	69	66	.....	66
Transfer to Administrative Funds .....	1	.....	1	11	.....	11	13	.....	13
Rail Industry Pension Fund:									
Benefit Payments.....	412	.....	412	4,078	.....	4,078	3,969	.....	3,969
Advances from FOASDI Fund.....	-120	.....	-120	-1,194	.....	-1,194	-1,165	.....	-1,165
OASDI Certifications.....	120	.....	120	1,194	.....	1,194	1,165	.....	1,165
Transfer to Administrative Funds .....	5	.....	5	50	.....	50	56	.....	56
Other.....	(**)	.....	(**)	4	.....	4	1	.....	1
National Railroad Retirement Investment Trust:									
Administrative Expenses.....	11	.....	11	57	.....	57	62	.....	62
Transfers to the Railroad Retirement Trust Funds from the National Railroad Retirement Investment Trust.....	174	.....	174	1,312	.....	1,312	1,646	.....	1,646
Railroad Social Security Equivalent Benefit Account:									
Benefit Payments.....	560	.....	560	5,681	.....	5,681	5,539	.....	5,539
Transfer to Administrative Funds .....	2	.....	2	22	.....	22	25	.....	25
Other .....	4	.....	4	11	.....	11	4	.....	4
Proprietary Receipts from the Public.....	.....	-501	501	.....	2,165	-2,165	.....	811	-811
Intrabudgetary Transactions:									
Payments from Other Funds to the Railroad									
Retirement Trust Funds .....	.....	.....	.....	-4,499	.....	-4,499	-4,651	.....	-4,651
Other.....	-303	.....	-303	-1,959	.....	-1,959	-2,351	.....	-2,351
Total--Railroad Retirement Board .....	1,002	-501	1,504	5,521	2,165	3,356	5,125	811	4,314
Securities and Exchange Commission.....	113	(**)	113	643	1	642	510	(**)	510
Smithsonian Institution.....	82	(**)	82	823	(**)	823	818	(**)	818
Tennessee Valley Authority .....	4,663	4,521	142	51,000	50,442	558	36,394	36,105	290
Other .....	284	31	254	2,199	284	1,916	2,626	315	2,311
<b>Total--Other Independent Agencies .....</b>	<b>12,153</b>	<b>9,514</b>	<b>2,639</b>	<b>142,824</b>	<b>117,899</b>	<b>24,925</b>	<b>125,338</b>	<b>97,727</b>	<b>27,611</b>
<b>Undistributed Offsetting Receipts:</b>									
Other Interest.....	.....	(**)	(**)	.....	(**)	(**)	.....	(**)	(**)
Employer Share, Employee Retirement:									
Department of Health and Human Services:									
Federal Hospital Insurance Trust Fund:									
Federal Employer Contributions.....	-305	.....	-305	-2,975	.....	-2,975	-2,918	.....	-2,918
Postal Service Employer Contributions .....	-51	.....	-51	-493	.....	-493	-486	.....	-486
Department of State:									
Foreign Service Retirement and Disability Fund .....	-25	.....	-25	-271	.....	-271	-267	.....	-267
Other Defense Civil Programs:									
Military Retirement Fund.....	-1,767	.....	-1,767	-23,920	.....	-23,920	-23,761	.....	-23,761
Department of Defense Medicare-Eligible									
Retiree Health Care Fund .....	1	.....	1	-8,528	.....	-8,528	-11,145	.....	-11,145
Office of Personnel Management:									
Civil Service Retirement and Disability Fund .....	-1,874	.....	-1,874	-20,307	.....	-20,307	-21,047	.....	-21,047
Social Security Administration (Off-Budget):									
Federal Old-Age and Survivors Insurance Trust Fund:									
Federal Employer Contributions.....	-1,196	.....	-1,196	-11,438	.....	-11,438	-11,040	.....	-11,040
Federal Disability Insurance Trust Fund:									
Federal Employer Contributions.....	-203	.....	-203	-1,943	.....	-1,943	-1,873	.....	-1,873
Other .....	(**)	.....	(**)	-3	.....	-3	-2	.....	-2
<b>Total--Employer Share, Employee Retirement.....</b>	<b>-5,419</b>	.....	<b>-5,419</b>	<b>-69,878</b>	.....	<b>-69,878</b>	<b>-72,538</b>	.....	<b>-72,538</b>

**Table 5. Outlays of the U.S. Government, July 2013 and Other Periods —Continued**

Classification	[\$ millions]								
	This Month			Current Fiscal Year to Date			Prior Fiscal Year to Date		
	Gross Outlays	Applicable Receipts	Outlays	Gross Outlays	Applicable Receipts	Outlays	Gross Outlays	Applicable Receipts	Outlays
<b>Undistributed Offsetting Receipts:—Continued</b>									
Interest Received by Trust Funds:									
Judicial Branch:									
Judicial Survivors Annuity Fund.....	-1	.....	-1	-9	.....	-9	-7	.....	-7
Department of Health and Human Services:									
Federal Hospital Insurance Trust Fund.....	-13	.....	-13	-9,849	.....	-9,849	-11,214	.....	-11,214
Federal Supplementary Medical Insurance Trust Fund.....	-11	.....	-11	-2,482	.....	-2,482	-2,925	.....	-2,925
Department of Homeland Security:									
Oil Spill Liability Trust Fund.....	(**)	.....	(**)	5	.....	5	-11	.....	-11
Other.....	(**)	.....	(**)	-9	.....	-9	-10	.....	-10
Department of Labor:									
Unemployment Trust Fund.....	-7	.....	-7	-558	.....	-558	-459	.....	-459
Department of State:									
Foreign Service Retirement and Disability Fund.....	(**)	.....	(**)	-682	.....	-682	-726	.....	-726
Department of Transportation:									
Airport and Airway Trust Fund.....	-2	.....	-2	-229	.....	-229	-216	.....	-216
Department of Veterans Affairs:									
National Service Life Insurance Fund.....	(**)	.....	(**)	-315	.....	-315	-364	.....	-364
United States Government Life Insurance Fund.....	(**)	.....	(**)	-1	.....	-1	-1	.....	-1
Corps of Engineers.....	(**)	.....	(**)	-136	.....	-136	-12	.....	-12
Other Defense Civil Programs:									
Military Retirement Fund.....	-2,641	.....	-2,641	-2,091	.....	-2,091	36,042	.....	36,042
Educational Benefits Fund.....	-9	.....	-9	-63	.....	-63	108	.....	108
Armed Forces Retirement Home.....	(**)	.....	(**)	-2	.....	-2	-5	.....	-5
Environmental Protection Agency.....	(**)	.....	(**)	-37	.....	-37	-42	.....	-42
Office of Personnel Management:									
Civil Service Retirement and Disability Fund.....	.....	.....	.....	-32,083	.....	-32,083	-34,604	.....	-34,604
Social Security Administration (Off-Budget):									
Federal Old-Age and Survivors Insurance Trust Fund.....	-14	.....	-14	-99,983	.....	-99,983	-105,144	.....	-105,144
Federal Disability Insurance Trust Fund.....	-3	.....	-3	-5,479	.....	-5,479	-7,105	.....	-7,105
Independent Agencies:									
Railroad Retirement Board.....	-1	.....	-1	-8	.....	-8	-27	.....	-27
Other.....	-1	.....	-1	-10	.....	-10	-13	.....	-13
Other.....	-13	.....	-13	-115	.....	-115	-62	.....	-62
Total--Interest Received by Trust Funds.....	-2,716	.....	-2,716	-154,136	.....	-154,136	-126,794	.....	-126,794
Rents and Royalties on the Outer Continental Shelf Lands.....	.....	1,450	-1,450	.....	7,677	-7,677	.....	5,725	-5,725
Sale of Major Assets.....	.....	.....	.....	.....	2,588	-2,588	.....	3,996	-3,996
Total--Undistributed Offsetting Receipts.....	-8,134	1,450	-9,584	-224,014	10,266	-234,279	-199,333	9,722	-209,054
Total Outlays.....	328,478	30,855	297,624	3,356,953	462,360	2,894,592	3,344,494	361,987	2,982,507
Total On-Budget.....	263,204	25,452	237,752	2,795,815	399,664	2,396,151	2,890,816	304,447	2,586,370
Total Off-Budget.....	65,274	5,402	59,872	561,138	62,697	498,441	453,678	57,540	396,137
Total Surplus (+) or Deficit.....	.....	.....	-97,594	.....	.....	-607,420	.....	.....	-973,840
Total On-Budget.....	.....	.....	-91,488	.....	.....	-668,218	.....	.....	-1,055,049
Total Off-Budget.....	.....	.....	-6,107	.....	.....	+60,798	.....	.....	+81,209

**MEMORANDUM**  
Receipts Offset Against Outlays (In Millions)

	Current Fiscal Year to Date	Comparable Period Prior Fiscal Year
Proprietary Receipts.....	266,078	185,803
Intrabudgetary Transactions.....	613,242	628,074
Governmental Receipts.....	7,200	6,952
Total Receipts Offset Against Outlays.....	886,520	820,829

<sup>1</sup>Includes FICA and SECA tax credits, non-contributory military service credits, special benefits for the aged, and credit for the unnegotiated OASI benefit checks.

... No Transactions

(\*\*) Less than \$500,000

Note: Details may not add to totals due to rounding.

**Table 6. Means of Financing the Deficit or Disposition of Surplus by the U.S. Government, July 2013 and Other Periods**

Assets and Liabilities Directly Related to Budget Off-Budget Activity	Net Transactions (-) denotes net reduction of either liability or asset accounts					Account Balances Current Fiscal Year	
	This Month	Fiscal Year to Date		Beginning of		Close of This Month	
		This Year	Prior Year	This Year	This Month		
<b>Liability Accounts:</b>							
Borrowing from the Public:							
Treasury Securities, Issued Under General Financing Authorities:							
Debt Held by the Public .....	15,731	647,437	995,250	11,269,586	11,901,292	11,917,023	
Intragovernmental Holdings .....	-15,452	24,920	147,644	4,796,656	4,837,028	4,821,576	
Total Treasury Securities Outstanding .....	279	672,358	1,142,894	16,066,241	16,738,320	16,738,599	
Plus Premium on Treasury Securities .....	-356	4,125	10,456	32,809	37,289	36,934	
Less Discount on Treasury Securities .....	3,397	6,496	1,260	75,337	78,436	81,833	
Total Treasury Securities Net of Premium and Discount .....	-3,474	669,987	1,152,090	16,023,712	16,697,173	16,693,699	
Agency Securities, Issued Under Special Financing Authorities (See Schedule B; for Other Agency Borrowing, See Schedule C) .....							
.....	165	732	-541	24,399	24,967	25,131	
Total Federal Securities .....	-3,309	670,719	1,151,550	16,048,111	16,722,139	16,718,830	
Deduct:							
Federal Securities Held as Investments of Government Accounts (See Schedule D) .....							
.....	-15,595	24,307	148,295	4,791,850	4,831,752	4,816,157	
Less Discount on Federal Securities Held as Investments of Government Accounts .....	-67	-1,190	125	23,592	22,469	22,402	
Net Federal Securities Held as Investments of Government Accounts .....	-15,529	25,497	148,170	4,768,258	4,809,283	4,793,754	
Total Borrowing from the Public .....	12,220	645,222	1,003,380	11,279,854	11,912,856	11,925,076	
Accrued Interest Payable to the Public .....	1,388	4,385	9,980	57,255	60,253	61,641	
Allocations of Special Drawing Rights .....	328	-1,022	-1,882	54,463	53,113	53,442	
Deposit Funds .....	59,402	75,274	2,597	12,721	28,593	87,996	
Miscellaneous Liability Accounts (Includes Checks Outstanding Etc.) .....	-1,271	-2,849	-1,867	11,338	9,760	8,489	
Total Liability Accounts .....	72,068	721,012	1,012,207	11,415,632	12,064,576	12,136,643	
<b>Asset Accounts (Deduct)</b>							
Cash and Monetary Assets:							
U.S. Treasury Operating Cash <sup>1</sup> :							
Federal Reserve Account .....	-25,165	24,247	34,200	85,446	134,858	109,693	
Short-term Cash Investments .....	.....	.....	-1,805	.....	.....	.....	
Balance .....	-25,165	24,247	32,395	85,446	134,858	109,693	
Special Drawing Rights:							
Total Holdings .....	333	-1,018	-1,865	55,232	53,881	54,214	
SDR Certificates Issued to Federal Reserve Banks .....	.....	.....	.....	-5,200	-5,200	-5,200	
Balance .....	333	-1,018	-1,865	50,032	48,681	49,014	
Reserve Position on the U.S. Quota in the IMF:							
U.S. Subscription to International Monetary Fund:							
Direct Quota Payments .....	.....	.....	.....	54,424	54,424	54,424	
Maintenance of Value Adjustments .....	392	-1,219	-2,245	10,640	9,029	9,421	
Letter of Credit Issued to IMF .....	1,240	-1,107	1,568	-41,463	-43,810	-42,570	
Dollar Deposits with the IMF .....	1	3	-20	-158	-156	-155	
Receivable/payable (-) for Interim Maintenance of Value Adjustments .....	-1,409	-358	1,447	85	1,136	-273	
Balance .....	223	-2,680	750	23,527	20,624	20,847	
Loans to International Monetary Fund .....	.....	-237	4,781	11,873	11,636	11,636	
Other Cash and Monetary Assets .....	-230	-418	-220	25,813	25,626	25,396	
Total Cash and Monetary Assets .....	-24,839	19,894	35,842	196,692	241,425	216,586	
Non-Federal Securities of the National Railroad Retirement Investment Trust .....							
.....	-692	812	-784	22,282	23,786	23,094	
Net Activity, Guaranteed Loan Financing (See Schedule E) .....	-2,447	20,192	18,947	-9,834	12,804	10,357	
Net Activity, Direct Loan Financing (See Schedule E) .....	2,638	71,094	-16,829	816,805	885,261	887,899	
Miscellaneous Asset Accounts .....	-187	1,365	1,192	-810	743	556	
Total Asset Accounts .....	-25,527	113,357	38,367	1,025,135	1,164,019	1,138,492	
Excess of Liabilities (+) or Assets (-) .....	97,594	607,655	973,840	10,390,497	10,900,557	10,998,151	
Transactions Not Applied to Current Year's Surplus or Deficit (See Schedule A for Details) .....							
.....	.....	-235	.....	.....	-235	-235	
Total Budget and Off-Budget Federal Entities (Financing of Deficit (+) or Disposition Of Surplus (-)) .....	97,594	607,420	973,840	10,390,497	10,900,322	10,997,916	

<sup>1</sup>Major sources of information used to determine Treasury's operating cash balance include Federal Reserve Banks, the Treasury Regional Finance Centers, the Internal Revenue Service Centers, the Bureau of the Public Debt and various electronic systems. Deposits are reflected as received and withdrawals are reflected as processed.

... No Transactions  
Note: Details may not add to totals due to rounding.

**Table 6. Schedule A-Analysis of Change in Excess of Liabilities of the U.S. Government, July 2013 and Other Periods**

Classification	[\$ millions]		
	This Month	Fiscal Year to Date	
		This Year	Prior Year
Excess of Liabilities Beginning of Period:			
Based on Composition of Unified Budget in			
Preceding Period .....	10,900,557	10,390,656	9,302,250
Adjustments During Current Fiscal Year for			
Changes in Composition of Unified Budget:			
Revisions by Federal Agencies to the Prior Budget Results .....	.....	-160	-947
Excess of Liabilities Beginning of Period (Current Basis).....	10,900,557	10,390,497	9,301,303
Budget Surplus (-) or Deficit:			
Based on Composition of Unified Budget in Prior Fiscal Year.....	97,594	607,420	973,840
Total Surplus (-) or Deficit (Table 2).....	97,594	607,420	973,840
Total-On-Budget (Table 2).....	91,488	668,218	1,055,049
Total-Off-Budget (Table 2).....	6,107	-60,798	-81,209
Transactions Not Applied to Current Year's Surplus or Deficit:			
Other .....	.....	235	.....
Total-Transactions Not Applied to Current Year's Surplus or Deficit .....	.....	235	.....
<b>Excess of Liabilities Close of Period .....</b>	<b>10,998,151</b>	<b>10,998,151</b>	<b>10,275,143</b>

... No Transactions

Note: Details may not add to totals due to rounding.

**Table 6. Schedule B-Securities Issued by Federal Agencies Under Special Financing Authorities, July 2013 and Other Periods**

Classification	[\$ millions]					
	This Month	Net Transactions (-) denotes net reduction of liability accounts		Account Balances Current Fiscal Year		
		Fiscal Year to Date		Beginning of		Close of
		This Year	Prior Year	This Year	This Month	This Month
Agency Securities, Issued Under Special Financing Authorities:						
Obligations Guaranteed by the United States, Issued By:						
Department of Housing and Urban Development:						
Federal Housing Administration .....	.....	.....	.....	19	19	19
Obligations Not Guaranteed by the United States, Issued By:						
Legislative Branch:						
Architect of the Capitol.....	1	(**)	1	128	127	128
Independent Agencies:						
Federal Communications Commission.....	.....	.....	.....	(**)	(**)	(**)
National Archives and Records Administration .....	.....	-8	-7	151	142	142
Tennessee Valley Authority .....	164	740	-534	24,103	24,678	24,842
<b>Total Agency Securities .....</b>	<b>165</b>	<b>732</b>	<b>-541</b>	<b>24,399</b>	<b>24,967</b>	<b>25,131</b>

... No Transactions

Note: Details may not add to totals due to rounding.

(\*\*) Less than \$500,000.

**Table 6. Schedule C (Memorandum)-Federal Agency Borrowing Financed Through the Issue of Treasury Securities, July 2013 and Other Periods**

Classification	[\$ millions]					
	Transactions			Account Balances Current Fiscal Year		
	This Month	Fiscal Year to Date		Beginning of		Close of This Month
This Year		Prior Year	This Year	This Month		
<b>Borrowing from the Treasury:</b>						
Department of Agriculture:						
Farm Service Agency:						
Commodity Credit Corporation.....	4	2,009	.....	772	2,777	2,781
Agricultural Credit Insurance Fund.....	294	180	-268	7,328	7,215	7,509
Farm Storage Facility Loans.....	-7	173	69	905	1,085	1,078
Emergency Boll Weevil Loan Fund.....	.....	.....	4	3	3	3
Rural Housing Service:						
Rural Housing Insurance.....	.....	430	667	15,853	16,283	16,283
Rural Community Facility Loans Fund.....	.....	441	570	4,483	4,924	4,924
Multifamily Housing Revitalization Loan Account.....	.....	37	3	186	223	223
Rural Business - Cooperative Service:						
Rural Business and Industry Loans.....	.....	-10	30	66	55	55
Rural Development Loan Fund.....	.....	6	2	305	311	311
Rural Economic Development Loan Fund.....	.....	16	7	110	126	126
Renewable Energy Guaranteed Loan Account.....	.....	-1	(**)	1	(**)	(**)
Rural Microenterprise Investment Loans.....	.....	3	4	13	17	17
Biorefinery Assistance Loan Account.....	.....	.....	-36	.....	.....	.....
Rural Utilities Service:						
Rural Water and Waste Disposal Fund.....	.....	573	840	11,183	11,756	11,756
Rural Electrification and Telecommunications Fund.....	.....	-181	759	12,161	11,981	11,981
Rural Telephone Bank.....	.....	-14	-5	363	349	349
Distance Learning and Telemedicine Program.....	.....	200	260	1,051	1,250	1,250
Foreign Agricultural Service.....	.....	.....	.....	1,001	1,001	1,001
Department of Commerce:						
Departmental Management:						
Emergency Steel Guaranteed Loan Fund.....	4	17	2	2	15	19
National Oceanic and Atmospheric Administration:						
Fisheries Finance.....	.....	22	54	552	574	574
Fishing Vessel Obligations.....	.....	.....	.....	(**)	(**)	(**)
State and Local Implementation Fund.....	5	7	(**)	(**)	2	7
Department of Defense - Military Programs:						
Arms Initiative Loans.....	.....	.....	(**)	(**)	(**)	(**)
Family Housing Improvement Loans.....	(**)	184	107	948	1,132	1,133
Department of Education:						
College Housing and Academic Facilities Loans.....	.....	(**)	-7	44	44	44
Federal Direct Student Loans.....	-6,409	159,043	155,560	591,674	757,125	750,717
Teach Grant Loans.....	28	117	94	370	459	487
Temporary Student Loan Purchase Authority.....	-1,825	-899	-50	79,026	79,952	78,127
Federal Family Education Loans.....	.....	.....	13,769	43,254	43,254	43,254
Department of Energy:						
Bonneville Power Administration Fund.....	25	494	535	3,421	3,890	3,915
Western Area Power Administration - Recovery Act.....	1	-133	28	191	57	58
Advanced Technology Vehicles Manufacturing Loans.....	.....	.....	.....	4	4	4
Department of Health and Human Services:						
Health Education Assistance Loans.....	.....	.....	.....	1	1	1
Consumer Operated and Oriented Plan.....	.....	516	150	150	666	666
Department of Homeland Security:						
National Flood Insurance Fund.....	.....	6,250	.....	17,750	24,000	24,000
Disaster Assistance Loan Fund.....	(**)	2	.....	323	324	325
Department of Housing and Urban Development:						
Public and Indian Housing Programs:						
Low-Rent Public Housing - Loans and Other Expenses.....	65	95	.....	20	50	115
Housing Programs:						
Emergency Homeowners' Relief Fund.....	.....	-2	-18	5	3	3
Federal Housing Administration.....	.....	.....	.....	11,527	11,527	11,527
Green Retrofit Program for Multifamily Housing-Recovery Act.....	.....	.....	.....	15	15	15

**Table 6. Schedule C (Memorandum)-Federal Agency Borrowing Financed Through the Issue of Treasury Securities, July 2013 and Other Periods**

Classification	[\$ millions]					
	Transactions			Account Balances Current Fiscal Year		
	This Month	Fiscal Year to Date		Beginning of		Close of This Month
This Year		Prior Year	This Year	This Month		
<b>Borrowing from the Treasury:--Continued</b>						
Department of the Interior:						
Helium Fund .....				44	44	44
Bureau of Reclamation Loan Fund .....		(**)	(**)	36	36	36
Bureau of Indian Affairs .....		4	-1	5	9	9
Assistance to American Samoa Loan Fund .....				9	9	9
Department of Labor:						
Black Lung Disability Trust Fund.....				5,245	5,245	5,245
Department of State:						
Repatriation Loans.....		(**)	(**)	3	3	3
Department of Transportation:						
Federal Aviation Administration:						
Aircraft Purchase Loan Guarantee Program .....			(**)			
Federal Highway Administration:						
Transportation Infrastructure Finance and Innovation Fund.....	232	1,016	490	4,405	5,190	5,421
Federal Railroad Administration:						
Railroad Rehabilitation and Improvement Loan Fund .....	3	98	250	703	799	801
Other.....				(**)	(**)	(**)
Maritime Administration:						
Ocean Freight Differential.....		-24	-83	47	24	24
Maritime Guaranteed Loan (Title XI) Fund.....			-35	37	37	37
Department of Treasury:						
Departmental Offices:						
Community Development Financial Institutions Fund .....	1	7	3	33	39	40
Housing and Economic Recovery Programs.....			-71,890			
Temporary Credit and Liquidity Program .....	-936	-936	2	13,802	13,802	12,865
Troubled Assets Insurance Financing Fund.....		-760	-73	760		
Troubled Asset Relief Program.....		-31,709	-65,306	52,068	20,359	20,359
Small Business Lending Financing Fund .....			376	4,112	4,112	4,112
Federal Financing Bank Revolving Fund .....	1,033	5,545	7,982	57,134	61,647	62,680
Department of Veterans Affairs:						
Veterans Housing Benefit Program Fund.....		169	1,278	773	942	942
Native American Veteran Housing Fund.....		9	11	64	74	74
Vocational Rehabilitation Loan Fund .....		3	3	1	4	4
Corps of Engineers:						
Washington Aqueduct.....		(**)	-1	4	4	4
Environmental Protection Agency:						
Abatement, Control, and Compliance Loan Program .....		(**)		1	1	1
General Services Administration:						
Land Acquisition and Development Fund.....			(**)			
International Assistance Program:						
International Security Assistance:						
Foreign Military Loan Program.....			-11			
Military Debt Reduction.....				34	34	34
Agency for International Development:						
International Debt Reduction .....				478	478	478
Development Credit Authority Loan Fund .....		2		(**)	2	2
Overseas Private Investment Corporation .....	24	474	299	2,241	2,691	2,715
International Monetary Programs.....		1,825	4,072	6,021	7,846	7,846
Small Business Administration:						
Business Loan Fund .....		-490	-2,279	1,919	1,429	1,429
Disaster Loan Fund .....		1,111	-706	6,001	7,112	7,112
Independent Agencies:						
Export-Import Bank of the United States.....	1,740	6,819	4,033	11,301	16,381	18,121
Federal Communications Commission:						
Spectrum Auction Loan Fund .....		(**)	-50		(**)	(**)
National Credit Union Administration .....		1,525	-300	3,200	4,725	4,725
Presidio Trust Fund .....				50	50	50
Railroad Retirement Board:						
Social Security Equivalent Benefit Account.....	346	-450	-729	3,402	2,606	2,952
Smithsonian Institution:						
John F. Kennedy Center Parking Facilities .....				20	20	20
<b>Total Agency Borrowing from the Treasury</b>						
<b>Financed Through Treasury Securities Issued .....</b>	<b>-5,373</b>	<b>153,812</b>	<b>50,466</b>	<b>979,021</b>	<b>1,138,206</b>	<b>1,132,832</b>

**Table 6. Schedule C (Memorandum)-Federal Agency Borrowing Financed Through the Issue of Treasury Securities, July 2013 and Other Periods**

Classification	[\$ millions]					
	Transactions			Account Balances Current Fiscal Year		
	This Month	Fiscal Year to Date		Beginning of		Close of This Month
This Year		Prior Year	This Year	This Month		
<b>Borrowing from the Federal Financing Bank:</b>						
Department of Agriculture:						
Rural Utilities Service:						
Rural Electrification and Telecommunications Fund .....	826	2,789	3,039	37,750	39,714	40,540
Department of Education:						
Historically Black College and University Capital Financing Fund .....	8	174	90	923	1,088	1,097
Department of Energy:						
Title 17 Innovative Technology Loans.....	157	2,781	4,544	12,108	14,732	14,889
Advanced Technology Vehicles Manufacturing .....	-10	-959	.....	.....	-949	-959
Department of Health and Human Services:						
Health Maintenance Organization Loan and Loan Guarantee Fund.....	.....	.....	.....	(**)	(**)	(**)
Department of Transportation:						
Railroad Rehabilitation and Improvement Loan Fund .....	.....	(**)	(**)	1	1	1
Department of Veterans Affairs:						
Guaranteed Transitional Housing for Homeless Veterans .....	(**)	(**)	(**)	5	5	5
General Services Administration:						
Federal Buildings Fund.....	-21	-80	-72	1,819	1,760	1,739
International Assistance Program:						
Foreign Military Financing Program .....	-6	-64	-62	188	131	125
Small Business Administration:						
Business Loan Fund .....	.....	(**)	-1	(**)	.....	.....
Independent Agencies:						
Postal Service.....	.....	.....	-429	15,000	15,000	15,000
<b>Total Borrowing from the Federal Financing Bank .....</b>	<b>954</b>	<b>4,641</b>	<b>7,110</b>	<b>67,794</b>	<b>71,481</b>	<b>72,435</b>

Note: This table includes lending by the Federal Financing Bank accomplished by the purchase of agency financial assets, by the acquisition of agency debt securities, and by direct loans on behalf of an agency. The Federal Financing Bank borrows from Treasury and issues its own securities and in turn may loan these funds to agencies in lieu of agencies borrowing directly through Treasury or issuing their own securities.

... No Transactions

(\*\*) Less than \$500,000

Note: Details may not add to totals due to rounding.



This Page Left Blank Intentionally

---

**Table 6. Schedule D-Investments of Federal Government Accounts in Federal Securities, July 2013 and Other Periods**

[\$ millions]

Classification	Net Purchases or Sales (-)			Securities Held as Investments Current Fiscal Year		
	This Month	Fiscal Year to Date		Beginning of		Close of This Month
		This Year	Prior Year	This Year	This Month	
<b>Federal Funds:</b>						
Department of Agriculture.....	-49	4	65	142	195	146
Department of Commerce.....	2	2	2	.....	.....	2
Department of Defense-Military Programs:						
Defense Cooperation Account.....	(**)	(**)	.....	8	8	8
Department of Energy.....	97	752	733	53,969	54,624	54,721
Department of Health and Human Services.....	.....	3	2	2,096	2,098	2,098
Department of Housing and Urban Development:						
Housing Programs:						
Federal Housing Administration Fund.....	1,961	13,027	6,770	2,778	13,844	15,805
Government National Mortgage Association:						
Guarantees of Mortgage-Backed Securities.....	-1	-146	2	2,117	1,973	1,972
Department of the Interior.....	-100	655	287	6,613	7,368	7,268
Department of Labor.....	99	936	308	16,133	16,970	17,069
Department of Transportation.....	39	181	166	1,847	1,989	2,028
Department of the Treasury.....	5	1,073	17	24,805	25,872	25,878
Department of Veterans Affairs:						
Veterans Reopened Insurance Fund.....	-3	-21	-21	253	235	232
Servicemen's Group Life Insurance Fund.....	.....	(**)	(**)	1	1	1
Other Defense Civil Programs:						
Uniformed Services Retiree Health Care Fund.....	-103	12,714	15,556	176,113	188,929	188,826
Office of Personnel Management:						
Postal Service Contributions.....	.....	-3,023	1,640	45,347	42,324	42,324
Independent Agencies:						
Federal Deposit Insurance Corporation:						
Deposit Insurance Fund.....	272	-4,758	-4,139	37,602	32,572	32,844
FSLIC Resolution Fund.....	(**)	1	50	3,424	3,425	3,425
Federal Housing Finance Agency.....	-14	29	24	77	120	106
National Credit Union Administration.....	7	-1,639	-2,304	12,792	11,146	11,153
Postal Service.....	430	1,255	-758	2,590	3,415	3,845
Tennessee Valley Authority.....	(**)	(**)	(**)	25	25	25
Other.....	11	321	331	15,525	15,834	15,846
Other.....	184	811	-224	10,018	10,645	10,829
Total Treasury Securities.....	2,838	22,176	18,507	414,274	433,611	436,450
<b>Total Federal Funds.....</b>	<b>2,838</b>	<b>22,176</b>	<b>18,507</b>	<b>414,274</b>	<b>433,611</b>	<b>436,450</b>
<b>Trust Funds:</b>						
Legislative Branch:						
Library of Congress.....	(**)	-17	(**)	43	26	26
United States Tax Court.....	.....	(**)	(**)	11	11	11
Other.....	-1	1	2	32	34	33
Judicial Branch:						
Judicial Retirement Funds.....	-6	73	53	961	1,040	1,034
Department of Agriculture.....	-50	.....	70	.....	50	.....
Department of Defense-Military Programs:						
Voluntary Separation Incentive Fund.....	-14	-13	-15	312	313	298
Other.....	-2	71	-18	833	906	904
Department of Health and Human Services:						
Federal Hospital Insurance Trust Fund.....	-6,641	-18,280	-11,689	228,292	216,653	210,013
Federal Supplementary Medical Insurance Trust Fund.....	-892	-1,042	4,015	69,324	69,175	68,283
Other.....	10	2	49	3,219	3,211	3,221

**Table 6. Schedule D-Investments of Federal Government Accounts in Federal Securities, July 2013 and Other Periods**

[\$ millions]

Classification	Net Purchases or Sales (-)			Securities Held as Investments Current Fiscal Year		
	This Month	Fiscal Year to Date		Beginning of		Close of This Month
		This Year	Prior Year	This Year	This Month	
<b>Trust Funds:—Continued</b>						
Department of Homeland Security .....	77	508	314	4,499	4,931	5,007
Department of the Interior .....	(**)	-29	-19	40	11	11
Department of Labor:						
Unemployment Trust Fund .....	-2,305	5,973	2,780	20,673	28,951	26,646
Other .....	-13	-42	-37	59	29	17
Department of State:						
Foreign Service Retirement and Disability Fund .....	-47	390	450	16,893	17,330	17,283
Other .....	.....	9	-9	35	44	44
Department of Transportation:						
Airport and Airway Trust Fund .....	-248	1,026	1,266	10,425	11,699	11,451
Highway Trust Fund .....	-1,314	-1,952	-4,203	9,970	9,332	8,018
Department of Treasury .....	-79	-50	-155	1,428	1,457	1,378
Department of Veterans Affairs:						
General Post Fund, National Homes .....	.....	33	-19	63	96	96
National Service Life Insurance .....	-83	-495	-458	6,912	6,500	6,416
United States Government Life Insurance Fund .....	(**)	-3	-3	13	10	10
Veterans Special Life Insurance Fund .....	-13	-11	1	1,953	1,955	1,942
Corps of Engineers .....	96	1,360	591	7,062	8,326	8,422
Other Defense Civil Programs:						
Military Retirement Fund .....	-138	48,552	55,591	376,439	425,129	424,991
Other .....	-3	-199	-152	2,007	1,811	1,808
Environmental Protection Agency .....	-55	236	117	4,510	4,801	4,746
National Aeronautics and Space Administration .....	.....	(**)	(**)	15	15	15
Office of Personnel Management:						
Civil Service Retirement and Disability Fund:						
Treasury Securities .....	.....	-94,176	-2,787	826,555	732,379	732,379
Employees Life Insurance Fund .....	1	533	1,363	41,250	41,781	41,783
Employees and Retired Employees Health Benefits Fund .....	-76	1,484	1,684	21,261	22,821	22,745
Social Security Administration:						
Federal Old-Age and Survivors Insurance Trust						
Fund .....	-3,265	82,267	103,840	2,586,697	2,672,229	2,668,964
Federal Disability Insurance Trust Fund .....	-3,525	-24,645	-22,821	132,345	111,225	107,700
Independent Agencies:						
Harry S Truman Memorial Scholarship Trust Fund .....	(**)	(**)	6	53	54	54
Japan-United States Friendship Commission .....	.....	.....	(**)	38	38	38
Railroad Retirement Board:						
Treasury Securities .....	165	230	-64	2,403	2,468	2,633
Agency Securities .....	.....	1	.....	5	5	5
Other .....	-13	334	45	946	1,292	1,280
Total Treasury Securities .....	-18,434	2,131	129,788	4,377,571	4,398,135	4,379,701
Total Agency Securities .....	.....	1	.....	5	5	5
<b>Total Trust Funds .....</b>	<b>-18,434</b>	<b>2,131</b>	<b>129,788</b>	<b>4,377,575</b>	<b>4,398,141</b>	<b>4,379,707</b>
<b>Grand Total .....</b>	<b>-15,595</b>	<b>24,307</b>	<b>148,295</b>	<b>4,791,850</b>	<b>4,831,752</b>	<b>4,816,157</b>

... No Transactions  
(\*\*) Less than \$500,000

Note: Investments are in Treasury securities unless otherwise noted.  
Note: Details may not add to totals due to rounding.

**Table 6. Schedule E-Net Activity, Guaranteed and Direct Loan Financing, July 2013 and Other Periods**

Classification	[\$ millions]					
	Net Transactions (-) denotes net reduction of assets accounts			Account Balances Current Fiscal Year		
	This Month	Fiscal Year to Date		Beginning of		Close of This Month
This Year		Prior Year	This Year	This Month		
<b>Guaranteed Loan Financing Activity:</b>						
Department of Agriculture:						
Farm Service Agency:						
Commodity Credit Corporation Export Fund .....	-2	-72	-124	418	348	346
Agricultural Credit Insurance Fund.....	1	22	93	-194	-173	-171
Natural Resource Conservation Demonstration Program:						
Agricultural Resource Conservation Demonstration Program .....	.....	.....	.....	(**)	(**)	(**)
Rural Housing Service:						
Rural Community Facility Loans .....	-1	-2	-1	-58	-59	-60
Rural Housing Insurance Fund .....	13	155	-302	-2,348	-2,206	-2,193
Rural Business-Cooperative Service:						
Rural Business and Industry Loans .....	27	68	-128	-456	-416	-389
Renewable Energy Guaranteed Loan Account .....	(**)	-6	-15	-33	-39	-39
Biorefinery Assistance Loan Account.....	.....	-1	-7	-72	-73	-73
Rural Utilities Service:						
Rural Water and Waste Disposal Fund .....	.....	(**)	(**)	-24	-24	-24
Department of Commerce:						
General Administration:						
Emergency Oil, Gas, and Steel Account .....	.....	.....	.....	5	5	5
National Oceanic and Atmospheric Administration:						
Fishing Vessel Obligations.....	.....	(**)	-1	(**)	(**)	(**)
Department of Defense-Military Programs .....	.....	(**)	.....	-15	-15	-15
Department of Education:						
Office of Student Financial Assistance:						
Federal Family Education Loans.....	-287	5,836	10,809	27,768	33,891	33,604
Department of Energy:						
Title 17 Innovative Technology Loans.....	-2	3	-54	-161	-156	-158
Department of Health and Human Services:						
Health Resources and Services Administration:						
Health Center Loans .....	(**)	(**)	(**)	-3	-3	-3
Health Education Assistance Loans.....	1	2	9	-53	-51	-50
Department of Housing and Urban Development:						
Public and Indian Housing Programs:						
Indian Housing Loans .....	1	7	-25	-58	-53	-51
Native Hawaiian Housing Loans .....	(**)	1	(**)	-2	-1	-1
Community Planning and Development:						
Community Development Loans .....	-9	-7	(**)	-95	-94	-102
Housing Programs:						
FHA-Mutual Mortgage Insurance Loans .....	3,192	20,943	7,975	-26,444	-8,693	-5,501
FHA-General and Special Risk Fund .....	-4,932	-3,290	2,345	-4,846	-3,204	-8,135
Home Ownership Preservation Entity Fund .....	(**)	(**)	(**)	-20	-20	-20
Government National Mortgage Association:						
Guarantees of Mortgaged-Backed Securities .....	-361	-1,936	99	6,418	4,844	4,482

**Table 6. Schedule E-Net Activity, Guaranteed and Direct Loan Financing, July 2013 and Other Periods**

Classification	[\$ millions]					
	Net Transactions (-) denotes net reduction of assets accounts			Account Balances Current Fiscal Year		
	This Month	Fiscal Year to Date		Beginning of		Close of This Month
This Year		Prior Year	This Year	This Month		
<b>Guaranteed Loan Financing Activity:—Continued</b>						
Department of the Interior:						
Bureau of Indian Affairs .....	(**)	(**)	21	-52	-52	-52
Department of Transportation:						
Office of the Secretary:						
Minority Business Resource Center Fund .....	.....	(**)	(**)	(**)	(**)	(**)
Federal Highway Administration:						
Transportation Infrastructure Finance and Innovation Fund .....	.....	.....	.....	(**)	(**)	(**)
Maritime Administration:						
Maritime Guaranteed Loan (Title XI) Fund .....	(**)	(**)	-124	-213	-213	-213
Department of the Treasury:						
Departmental Offices:						
Air Transportation Stabilization Fund .....	.....	.....	.....	(**)	(**)	(**)
Troubled Assets Insurance Financing Fund .....	.....	-766	-36	758	-8	-8
Troubled Asset Relief Program .....	.....	-4	-6	-11	-15	-15
Department of Veterans Affairs:						
Veterans Benefits Administration:						
Veterans Housing Benefit Program Fund .....	18	-1,071	-617	-4,157	-5,247	-5,228
International Assistance Program:						
Agency for International Development:						
Loan Guarantees to Israel .....	.....	.....	.....	-1,397	-1,397	-1,397
Urban and Environmental Credit Guaranteed Loans .....	(**)	2	2	-63	-61	-61
Microenterprise and Small Enterprise Development .....	.....	.....	(**)	(**)	(**)	(**)
Development Credit Authority Loan Fund .....	-2	-6	-5	-49	-53	-55
Loan Guarantees to Egypt .....	.....	.....	.....	-137	-137	-137
Tunisia Loan Fund .....	.....	.....	-30	-30	-30	-30
Overseas Private Investment Corporation .....	-16	-7	-28	-101	-92	-109
Small Business Administration:						
Business Loan Fund .....	-56	608	-976	-2,795	-2,132	-2,187
Independent Agencies:						
Export-Import Bank of the United States .....	-33	-286	75	-1,314	-1,567	-1,600
<b>Net Activity, Guaranteed Loan Financing .....</b>	<b>-2,447</b>	<b>20,192</b>	<b>18,947</b>	<b>-9,834</b>	<b>12,804</b>	<b>10,357</b>

**Table 6. Schedule E-Net Activity, Guaranteed and Direct Loan Financing, July 2013 and Other Periods**

Classification	[\$ millions]					
	Net Transactions (-) denotes net reduction of assets accounts			Account Balances Current Fiscal Year		
	This Month	Fiscal Year to Date		Beginning of		Close of This Month
This Year		Prior Year	This Year	This Month		
<b>Direct Loan Financing Activity:</b>						
Department of Agriculture:						
Farm Service Agency:						
Agricultural Credit Insurance Fund.....	41	-202	-72	6,934	6,692	6,733
Farm Storage Facility Loans.....	-15	6	33	727	748	733
Apple Loans Fund.....	.....	(**)	(**)	(**)	(**)	(**)
Emergency Boll Weevil Loan Fund.....	.....	.....	4	3	3	3
Rural Housing Service:						
Rural Community Facility Loans Fund.....	-22	229	398	4,076	4,327	4,305
Rural Housing Insurance Fund.....	-58	-474	-474	15,501	15,084	15,027
Multifamily Housing Revitalization Loan Account.....	19	36	2	168	185	204
Rural Business-Cooperative Service:						
Rural Business and Industry Loan Fund.....	(**)	-4	33	50	46	46
Rural Development Loan Fund.....	-2	-15	-12	298	285	284
Rural Economic Development Loan Fund.....	(**)	5	(**)	102	107	107
Rural Microenterprise Investment Loans.....	(**)	3	5	13	16	16
Rural Utilities Service:						
Rural Water and Waste Disposal Loans.....	-74	-323	29	9,718	9,470	9,396
Rural Electrification and Telecommunications Fund.....	1,034	2,546	2,133	45,309	46,821	47,855
Rural Telephone Bank.....	-4	-57	-48	347	294	290
Distance Learning and Telemedicine Program.....	13	112	244	1,028	1,127	1,140
Rural Development Insurance Fund.....	.....	.....	.....	1,065	1,065	1,065
Foreign Agricultural Service:						
P.L. 480 Direct Loan Fund.....	3	-76	-115	844	764	768
International Debt Reduction.....	1	-9	-7	16	6	6
Department of Commerce:						
National Oceanic and Atmospheric Administration:						
Fisheries Finance.....	-4	-28	-9	552	528	524
Department of Defense-Military Programs.....	-5	144	75	948	1,097	1,092
Department of Education:						
Office of Postsecondary Education:						
College Housing and Academic Facilities Loans.....	(**)	-3	-1	6	4	4
Historically Black College and University Capital Financing Fund.....	8	174	89	558	723	731
Office of Student Financial Assistance:						
Federal Direct Student Loans.....	2,808	92,627	96,343	525,881	615,700	618,508
Teach Grant Loans.....	1	81	54	343	423	424
Temporary Student Loan Purchase Authority.....	-764	-9,680	-5,491	115,220	106,304	105,540
Department of Energy:						
Advanced Technology Vehicles Manufacturing Loans.....	54	48	2,305	5,767	5,761	5,815
Title 17 Innovative Technology Loans.....	91	2,337	1,801	4,078	6,324	6,415
Department of Health and Human Services:						
Consumer Operated and Oriented Plan.....	30	315	34	57	342	372
Department of Homeland Security:						
Disaster Assistance Loan Fund.....	(**)	-6	-7	324	319	319
Department of Housing and Urban Development:						
Housing Programs:						
Emergency Homeowners' Relief Fund.....	(**)	(**)	1	2	2	2
FHA-Mutual Mortgage Insurance Loans.....	.....	(**)	(**)	-5	-5	-5
FHA-General and Special Risk Fund.....	.....	.....	.....	(**)	(**)	(**)
Green Retrofit Program for Multifamily Housing Fund.....	-3	-6	-3	11	8	5

**Table 6. Schedule E-Net Activity, Guaranteed and Direct Loan Financing, July 2013 and Other Periods**

Classification	[\$ millions]					
	Net Transactions (-) denotes net reduction of assets accounts			Account Balances Current Fiscal Year		
	This Month	Fiscal Year to Date		Beginning of		Close of This Month
This Year		Prior Year	This Year	This Month		
<b>Direct Loan Financing Activity:—Continued</b>						
Department of the Interior:						
Bureau of Reclamation .....		-3	16	37	34	34
Bureau of Indian Affairs .....	(**)	-1	1	5	4	4
Assistance to American Samoa Loan Fund .....		-1	-2	9	8	8
Department of State:						
Administration of Foreign Affairs:						
Repatriation Loans .....	(**)	(**)	-1	1	(**)	(**)
Department of Transportation:						
Federal Highway Administration:						
Transportation Infrastructure Finance and Innovation Fund .....	189	737	432	4,375	4,923	5,112
Tiger Tifia Loan Fund .....			(**)	(**)	(**)	(**)
Federal Railroad Administration:						
Railroad Rehabilitation and Improvement Loan Fund .....	3	64	176	691	752	754
Department of the Treasury:						
Departmental Offices:						
Community Development Financial Institutions Fund .....	1	1	-4	33	33	34
GSE Mortgage-Backed Securities Purchase Program .....	705	705	-65,730	3,908	3,908	4,613
Temporary Credit and Liquidity Program .....	-643	-5,060	-1,411	13,256	8,840	8,196
Troubled Asset Relief Program .....	-2,326	-20,059	-49,854	31,484	13,751	11,425
Small Business Lending Program .....	-55	-408	238	4,034	3,680	3,626
Bureau of the Fiscal Service:						
Financial Management Service .....				(**)	(**)	(**)
Department of Veterans Affairs:						
Veterans Benefits Administration:						
Veterans Housing Benefit Program Fund .....	-7	-102	-796	661	566	559
Native American Veteran Housing Fund .....	(**)	2	-8	59	60	60
Transitional Housing Loans .....	(**)	(**)	(**)	(**)	(**)	(**)
Vocational Rehabilitation Loan Fund .....	(**)	(**)	(**)	1	1	1
Environmental Protection Agency:						
Abatement, Control, and Compliance Loan Program .....		(**)	-2	(**)	(**)	(**)
International Assistance Program:						
International Security Assistance:						
Foreign Military Loan Program .....			-37	-27	-27	-27
Military Debt Reduction .....				34	34	34
Agency for International Development:						
International Debt Reduction .....	(**)	-25	-29	138	113	113
Overseas Private Investment Corporation .....	-228	-119	-3	1,454	1,562	1,334
International Monetary Programs .....	315	2,155	-23	-54	1,786	2,101
Small Business Administration:						
Business Loan Fund .....	(**)	8	5	109	117	117
Disaster Loan Fund .....	-20	-194	-497	5,815	5,641	5,621
Independent Agencies:						
Export-Import Bank of the United States .....	1,553	5,617	3,372	10,848	14,912	16,465
Federal Communications Commission:						
Spectrum Auction Loan Fund .....		-2	-18	-4	-6	-6
<b>Net Activity, Direct Loan Financing .....</b>	<b>2,638</b>	<b>71,094</b>	<b>-16,829</b>	<b>816,805</b>	<b>885,261</b>	<b>887,899</b>

Note: Federal credit programs provide benefits to the public in the form of direct loans and loan guarantees. This table reflects cash transactions and balances of the nonbudgetary financing fund accounts that result from the disbursement of loans, collection of fees, repayment of principle, sale of collateral, interest, and subsidy received from the credit program accounts at net present value in accordance with the Credit Reform Act of 1990. Unreimbursed costs such as administrative expenses and subsidy payments are reported on a cash basis and included within each program's budgetary totals in Table 5.

... No Transactions

(\*\*) Less than \$500,000

Note: Details may not add to totals due to rounding.





**Table 7. Receipts and Outlays of the U.S. Government by Month, Fiscal Year 2013**

Classification	[\$ millions]												Fiscal Year to Date	Comparable Period Prior F.Y.	
	Oct.	Nov.	Dec.	Jan.	Feb.	March	April	May	June	July	Aug.	Sept.			
<b>Outlays:—Continued</b>															
<b>Department of Veterans Affairs:</b>															
Compensation And Pensions.....	5,115	9,555	5,178	583	5,374	5,334	5,403	10,314	874	5,497				53,227	44,328
National Service Life.....	61	77	71	89	82	92	92	86	75	83				808	823
Other .....	6,220	6,180	5,379	5,672	5,263	6,906	5,840	6,231	6,201	5,565				59,457	56,297
Corps of Engineers .....	645	777	672	537	422	424	471	499	437	472				5,355	6,616
Other Defense Civil Programs .....	5,329	8,546	5,254	1,523	5,208	4,759	2,338	8,833	1,153	4,661				47,604	67,146
Environmental Protection.....	900	781	835	891	951	817	748	685	604	553				7,764	8,523
Executive Office of the President.....	26	30	31	29	32	37	34	34	28	29				310	327
General Services Administration.....	-25	-146	63	-60	-119	142	-191	219	-103	-67				-288	1,177
<b>International Assistance Program:</b>															
International Security Assistance.....	440	1,366	471	347	1,349	1,312	431	1,468	720	278				8,181	10,209
Multilateral Assistance.....	122	139	4	17	4	100	88	313	1,934	27				2,747	3,281
Agency for International Development .....	490	659	197	370	428	360	443	722	452	427				4,548	3,773
Other .....	154	-82	952	-746	300	541	-117	-30	44	-71				944	2,490
National Aeronautics and Space Administration .....	1,334	1,397	1,846	980	1,281	1,455	1,172	1,580	1,278	1,422				13,744	14,053
National Science Foundation.....	650	594	669	370	607	593	402	598	674	650				5,807	5,810
Office of Personnel Management .....	7,520	6,837	6,390	7,416	6,886	6,537	7,535	6,799	6,377	7,673				69,970	65,821
Small Business Administration.....	95	93	101	123	98	117	-687	115	106	96				260	2,741
<b>Social Security Administration:</b>															
Federal Old-Age and Survivors Ins. Trust Fund (Off-Budget).....	53,772	54,089	54,625	55,127	55,723	55,794	55,310	56,191	60,410	56,307				557,348	527,324
Federal Disability Ins. Trust Fund (Off-Budget).....	11,361	11,398	12,024	11,805	11,777	12,196	11,865	11,993	12,580	11,882				118,880	115,094
Other .....	4,526	8,432	4,469	248	4,411	4,511	4,568	8,956	-28	4,588				44,680	38,983
<b>Independent Agencies:</b>															
<b>Fed. Deposit Ins. Corp.:</b>															
Deposit Insurance Fund.....	316	30	165	202	77	-754	-815	734	5,066	-241				4,780	4,138
FSLIC Resolution Fund.....	182	(**)	(**)	(**)	-2	1	-2	(**)	1	125				305	-21
<b>Postal Service:</b>															
<b>Off-Budget:</b>															
Public Enterprise Funds.....	-1,074	-669	-607	-723	6	835	-26	-331	-90	-393				-3,072	-46
Other.....	125		(**)					131						255	256
Other .....	78		(**)											78	74
Tennessee Valley Authority .....	-818	906	384	61	-220	-232	78	73	182	142				558	290
Other Independent Agencies .....	4,621	3,943	2,097	2,401	1,667	2,156	1,855	2,046	-1,772	3,006				22,020	22,920
<b>Undistributed Offsetting Receipts:</b>															
Employer Share, Employee Retirement.....	-20,646	-5,620	-5,178	-5,336	-5,290	-5,765	-5,440	-5,781	-5,402	-5,419				-69,878	-72,538
Interest Received by Trust Funds .....	11,141	-1,422	-75,680	-1,930	-166	-1,138	-6,231	-1,537	-74,458	-2,716				-154,136	-126,794
Rents and Royalties on Outer Continental Shelf Lands.....	-1,661	-592	-567	-567	-621	-104	-1,075	-604	-437	-1,450				-7,677	-5,725
Sale of Major Assets.....			-2,588											-2,588	-3,996
Other .....		(**)	(**)	(**)	(**)		(**)	(**)	(**)	(**)				(**)	(**)
<b>Totals This Year:</b>															
Total Outlays.....	304,311	333,841	270,699	269,342	326,354	292,548	293,834	335,914	170,126	297,624				2,894,592	.....
(On-Budget).....	255,939	278,998	267,740	212,018	260,700	226,200	236,743	269,499	150,562	237,752				2,396,151	.....
(Off-Budget).....	48,372	54,844	2,959	57,324	65,653	66,348	57,091	66,415	19,564	59,872				498,441	.....
Total-Surplus (+) or Deficit (-).....	-119,995	-172,112	-1,191	+2,883	-203,539	-106,530	+112,889	-138,732	+116,501	-97,594				-607,420	.....
(On-Budget).....	-111,774	-160,437	-37,691	-4,207	-192,894	-105,630	+95,810	-129,737	+69,830	-91,488				-668,218	.....
(Off-Budget).....	-8,222	-11,675	+36,500	+7,091	-10,645	-900	+17,079	-8,995	+46,672	-6,107				+60,798	.....
Total Borrowing from the Public .....	142,335	142,218	29,338	-20,938	261,952	95,355	27,899	-46,263	1,107	12,220				645,222	1,003,380
Total-Outlays Prior Year .....	261,539	289,704	325,930	261,726	335,090	369,372	259,690	305,348	319,919	254,190				.....	2,982,507
(On-Budget).....	214,770	238,285	328,868	217,653	281,056	315,494	215,365	251,615	317,698	205,566				.....	2,586,370
(Off-Budget).....	46,768	51,419	-2,939	44,073	54,034	53,878	44,325	53,733	2,221	48,624				.....	396,137
Total-Surplus (+) or Deficit (-) Prior Year .....	-98,466	-137,302	-85,967	-27,407	-231,677	-198,157	+59,117	-124,636	-59,741	-69,604				.....	-973,840
(On-Budget).....	-91,001	-127,939	-126,957	-38,782	-223,102	-196,185	+42,741	-117,224	-112,436	-64,163				.....	-1,055,049
(Off-Budget).....	-7,465	-9,363	+40,991	+11,375	-8,575	-1,971	+16,376	-7,411	+52,695	-5,441				.....	+81,209

... No Transactions  
 (\*\*) Less than \$500,000

Note: Details may not add to totals due to rounding.

**Table 8. Trust Fund Impact on Budget Results and Investment Holdings as of July 31, 2013**

Classification	[\$ millions]								
	This Month			Fiscal Year to Date			Securities Held as Investments Current Fiscal Year		
	Receipts	Outlays	Excess	Receipts	Outlays	Excess	Beginning of		Close of
							This Year	This Month	This Month
<b>Trust Receipts, Outlays, and Investments Held:</b>									
Airport and Airway .....	1,053	1,421	-368	10,149	10,072	77	10,425	11,699	11,451
Black Lung Disability.....	43	17	26	411	194	217	.....	.....	.....
Federal Disability Insurance.....	8,486	11,882	-3,396	94,357	118,880	-24,523	132,345	111,225	107,700
Federal Employees Life and Health.....	.....	73	-73	.....	-2,239	2,239	62,511	64,602	64,528
Federal Employees Retirement .....	2,173	6,724	-4,550	56,618	65,248	-8,630	844,419	750,760	750,707
Federal Hospital Insurance.....	16,900	24,114	-7,214	210,369	229,277	-18,908	228,292	216,653	210,013
Federal Old-Age and Survivors Insurance .....	53,204	56,307	-3,103	639,853	557,348	82,505	2,586,697	2,672,229	2,668,964
Federal Supplementary Medical Insurance.....	26,303	28,060	-1,757	255,272	258,942	-3,670	69,324	69,175	68,283
Hazardous Substance Superfund.....	3	95	-92	1,146	1,061	86	3,250	3,490	3,426
Highways.....	3,031	4,936	-1,905	33,980	39,063	-5,083	9,970	9,332	8,018
Military Advances.....	2,028	1,887	141	21,567	20,782	785	.....	.....	.....
Military Retirement.....	4,408	4,542	-135	93,744	45,189	48,556	376,439	425,129	424,991
Railroad Retirement.....	303	1,166	-862	12,702	11,210	1,493	2,408	2,473	2,639
Unemployment .....	4,426	5,808	-1,382	83,482	62,794	20,689	20,673	28,951	26,646
Veterans Life Insurance.....	5	100	-95	362	868	-507	8,878	8,465	8,369
All Other Trust .....	462	322	139	6,738	4,359	2,380	21,944	23,957	23,973
<b>Total Trust Fund Receipts and Outlays and Investments Held from Table 6-D.....</b>	<b>122,825</b>	<b>147,453</b>	<b>-24,628</b>	<b>1,520,752</b>	<b>1,423,048</b>	<b>97,704</b>	<b>4,377,575</b>	<b>4,398,141</b>	<b>4,379,707</b>
Less: Interfund Transactions.....	43,618	43,618	.....	686,040	686,040	.....			
<b>Trust Fund Receipts and Outlays on the Basis of Tables 4 &amp; 5 .....</b>	<b>79,207</b>	<b>103,836</b>	<b>-24,628</b>	<b>834,712</b>	<b>737,008</b>	<b>97,704</b>			
<b>Total Federal Fund Receipts and Outlays.....</b>	<b>120,895</b>	<b>193,861</b>	<b>-72,966</b>	<b>1,453,284</b>	<b>2,158,408</b>	<b>-705,124</b>			
Less: Interfund Transactions.....	73	73	.....	823	823	.....			
<b>Federal Fund Receipts and Outlays on the Basis of Table 4 &amp; 5.....</b>	<b>120,822</b>	<b>193,788</b>	<b>-72,966</b>	<b>1,452,460</b>	<b>2,157,584</b>	<b>-705,124</b>			
<b>Net Budget Receipts &amp; Outlays.....</b>	<b>200,030</b>	<b>297,624</b>	<b>-97,594</b>	<b>2,287,172</b>	<b>2,894,592</b>	<b>-607,420</b>			

Note: Federal credit programs provide benefits to the public in the form of direct loans and loan guarantees. This table reflects cash transactions and balances of the nonbudgetary financing fund accounts that result from the disbursement of loans, collection of fees, repayment of principle, sale of collateral, interest, and subsidy received from the credit program accounts at net present value in accordance with the Credit Reform Act of 1990. Unreimbursed costs such as administrative expenses and subsidy payments are reported on a cash basis and included within each program's budgetary totals in Table 5.

... No Transactions

Note: Details may not add to totals due to rounding.

**Table 9. Summary of Receipts by Source, and Outlays by Function of the U.S. Government, July 2013 and Other Periods**

Classification	[\$ millions]		
	This Month	Fiscal Year to Date	Comparable Period Prior Fiscal Year
<b>Receipts:</b>			
Individual Income Taxes.....	98,082	1,090,250	928,172
Corporation Income Taxes.....	7,173	212,764	182,440
<b>Social Insurance and Retirement Receipts:</b>			
Employment and General Retirement.....	70,028	736,986	648,569
Unemployment Insurance.....	4,418	50,555	59,697
Other Retirement .....	269	2,944	3,096
Excise Taxes .....	7,211	66,579	62,775
Estate and Gift Taxes .....	1,577	16,530	11,520
Customs Duties .....	2,884	26,015	24,789
Miscellaneous Receipts .....	8,388	84,550	87,609
<b>Total.....</b>	<b>200,030</b>	<b>2,287,172</b>	<b>2,008,667</b>
<b>Net Outlays:</b>			
National Defense .....	51,172	529,630	564,361
International Affairs.....	2,955	36,633	41,607
General Science, Space, and Technology.....	2,441	23,370	23,722
Energy .....	892	9,765	12,358
Natural Resources and Environment .....	2,503	29,735	32,085
Agriculture .....	769	30,845	18,291
Commerce and Housing Credit.....	3,681	-86,058	33,601
Transportation .....	8,213	73,115	74,566
Community and Regional Development.....	2,118	28,629	22,318
Education, Training, Employment and Social Services.....	6,909	57,697	73,373
Health.....	31,634	299,122	288,880
Medicare.....	45,151	413,545	387,455
Income Security.....	39,471	464,097	465,686
Social Security.....	68,190	676,211	642,340
Veterans Benefits and Services.....	11,245	114,001	101,899
Administration of Justice.....	4,152	44,741	48,057
General Government.....	1,037	20,405	18,984
Net Interest.....	21,957	209,252	215,183
Undistributed Offsetting Receipts .....	-6,868	-80,142	-82,259
<b>Total.....</b>	<b>297,624</b>	<b>2,894,592</b>	<b>2,982,507</b>

Note: Details may not add to totals due to rounding.

# Explanatory Notes

## 1. Flow of Data into Monthly Treasury Statement

The *Monthly Treasury Statement (MTS)* is assembled from data in the central accounting system. The major sources of data include monthly accounting reports by Federal entities and disbursing officers, and daily reports from the Federal Reserve banks. These reports detail accounting transactions affecting receipts and outlays of the Federal Government and off-budget Federal entities, and their related effect on the assets and liabilities of the U.S. Government. Information is presented in the *MTS* on a modified cash basis.

## 2. Notes on Receipts

Receipts included in the report are classified into the following major categories: (1) budget receipts and (2) offsetting collections (also called applicable receipts). Budget receipts are collections from the public that result from the exercise of the Government's sovereign or governmental powers, excluding receipts offset against outlays. These collections, also called governmental receipts, consist mainly of tax receipts (including social insurance taxes), receipts from court fines, certain licenses, and deposits of earnings by the Federal Reserve System. Refunds of receipts are treated as deductions from gross receipts.

Offsetting collections are from other Government accounts or the public that are of a business-type or market-oriented nature. They are classified into two major categories: (1) offsetting collections credited to appropriations or fund accounts, and (2) offsetting receipts (i.e., amounts deposited in receipt accounts). Collections credited to appropriation or fund accounts normally can be used without appropriation action by Congress. These occur in two instances: (1) when authorized by law, amounts collected for materials or services are treated as reimbursements to appropriations and (2) in the three types of revolving funds (public enterprise, intra governmental, and trust); collections are netted against spending, and outlays are reported as the net amount.

Offsetting receipts in receipt accounts cannot be used without being appropriated. They are subdivided into two categories: (1) proprietary receipts - these collections are from the public and they are offset against outlays by agency and by function, and (2) intra governmental funds - these are payments into receipt accounts from Governmental appropriation or fund accounts. The transactions may be intrabudgetary when the payment and receipt both occur within the budget or from receipts from off-budget Federal entities in those cases where payment is made by a Federal entity whose budget authority and outlays are excluded from the budget totals.

Intrabudgetary transactions are subdivided into three categories: (1) interfund transactions, where the payments are from one fund group (either Federal funds or trust funds) to a receipt account in the other fund group; (2) Federal intrafund transactions, where the payments and receipts both occur within the Federal fund group; and (3) trust intrafund transactions, where the payments and receipts both occur within the trust fund group.

Offsetting receipts are generally deducted from budget authority and outlays by function, by subfunction, or by agency. There are four types of receipts, however, that are deducted from budget totals as undistributed offsetting receipts. They are: (1) agencies' payments (including payments by off-budget Federal entities) as employers into employees retirement funds, (2) interest received by trust funds, (3) rents and royalties on the Outer Continental Shelf lands, and (4) other interest (i.e., interest collected on Outer Continental Shelf money in deposit funds when such money is transferred into the budget).

## 3. Notes on Outlays

Outlays are generally accounted for on the basis of checks issued, electronic funds transferred, or cash payments made. Certain outlays do not require issuance of cash or checks. An example is charges made against appropriations for that part of employees' salaries withheld for taxes or savings bond allotments - these are counted as payments to the employee and credits for whatever purpose the money was withheld. Outlays are stated net of offsetting collections (including receipts of revolving and management funds) and of refunds. Interest on the public debt (public issues) is recognized on the accrual basis. Federal credit programs subject to the

Federal Credit Reform Act of 1990 use the cash basis of accounting and are divided into two components. The portion of the credit activities that involve a cost to the Government (mainly subsidies) is included within the budget program accounts. The remaining portion of the credit activities are in non-budget financing accounts. Outlays of off-budget Federal entities are excluded by law from budget totals. However, they are shown separately and combined with the on-budget outlays to display total Federal outlays.

## 4. Processing

The data on payments and collections are reported by account symbol into the central accounting system. In turn, the data are extracted from this system for use in the preparation of the *MTS*.

There are two major checks which are conducted to assure consistency of the data reported:

1. Verification of payment data. The monthly payment activity reported by Federal entities on the Statements of Transactions is compared to the payment activity of Federal entities as reported by disbursing officers.

2. Verification of collection data. Reported collections appearing on Statements of Transactions are compared to deposits as reported by Federal Reserve Banks.

## 5. Other Sources of Information About Federal Government Financial Activities

- *A Glossary of Terms Used in the Federal Budget Process, 2005* (Available from the U.S. Government Accountability Office, at <http://www.gao.gov/new.items/do5734sp.pdf>/September, or by calling 202-512-6000. This glossary provides a basic reference document of standardized definitions of terms used by the Federal Government in the budget making process.
- *Daily Treasury Statement* (Available on the internet at <http://www.fms.treas.gov/dts/>). The *Daily Treasury Statement* is published each working day of the Federal Government and provides data on the cash and debt operations of the Treasury.
- *Monthly Statement of the Public Debt of the United States* (Available on the internet at <http://www.treasurydirect.gov/govt/reports/pd/mspd/nspd.htm>). This publication provides detailed information concerning the public debt.
- *Treasury Bulletin* (Available from GPO, Washington, D.C. 20401 on a subscription or single copy and on the internet at <http://fms.treas.gov/bulletin/index.html>). Quarterly, contains a mix of narrative, tables, and charts on Treasury issues, Federal financial operations, international statistics, and special reports.
- *Budget of the United States Government, Fiscal Year 20\_\_* (Available from GPO, Washington, D.C. 20401 on a subscription basis only and on the internet at <http://www.access.gpo.gov/usbudget>). This publication is a single volume which provides budget information and contains:
  - *Appendix, The Budget of the United States Government, FY 20\_\_*
  - *The United States Budget in Brief, FY 20\_\_*
  - *Analytical Perspectives*
  - *Historical Tables*
- *Combined Statement of Receipts, Outlays, and Balances of the United States Government* (Available from Bureau of the Fiscal Service, U.S. Department of Treasury, Washington, D.C. 20227 and on the internet at <http://fms.treas.gov/annualreport/index.html>). This report includes budgetary results at the summary level and presents individual receipt and appropriation accounts at the detail level.

**Scheduled Release**

**The release date for the August 2013 Statement  
will be 2:00 p.m. EST September 12, 2013.**

Internet service subscribers can access the current issue of the Monthly Treasury Statement through the  
Bureau of the Fiscal Service's website:

<http://www.fms.treas.gov/mts/index.html>