

# Monthly Treasury Statement

of Receipts and Outlays  
of the United States Government

For Fiscal Year 2000 Through **June 30, 2000**, and Other Periods

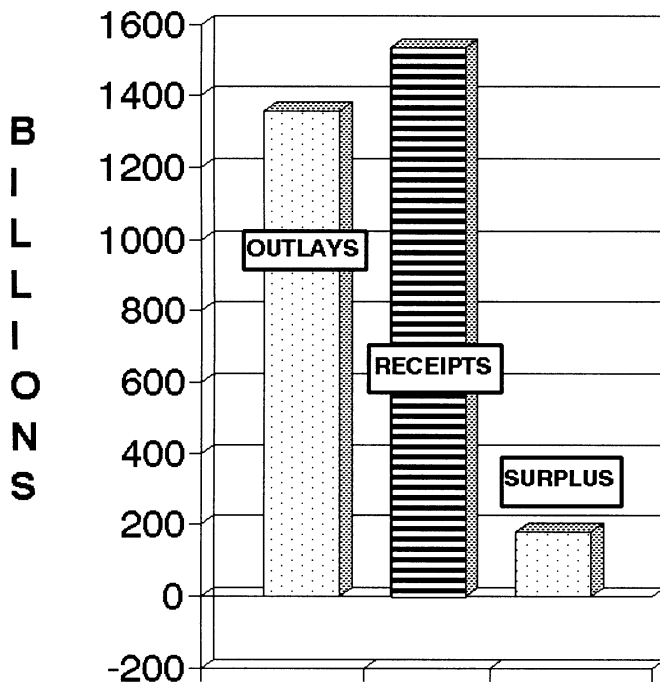
## Highlight

The budget estimates provided in Tables 2 and 3 are based on the *Mid-Session Review of the FY 2001 Budget*, released by the Office of Management and Budget on June 26, 2000.

Military active duty pay, veterans' benefits, supplemental security income payments, and Medicare payments to health maintenance organizations for July 1, 2000 were accelerated to June 30, 2000.

This issue includes the semi-annual interest payment to trust funds investing in government securities.

### RECEIPTS, OUTLAYS, AND SURPLUS/DEFICIT THROUGH JUNE 2000



#### Contents

- Summary, page 2
- Receipts, page 6
- Outlays, page 7
- Means of financing, page 20
- Receipts/outlays by month, page 28
- Federal trust funds/securities, page 30
- Receipts by source/outlays by function, page 30
- Explanatory notes, page 31

Compiled and Published by

*Department of the Treasury*  
**Financial Management Service**

# Introduction

The *Monthly Treasury Statement of Receipts and Outlays of the United States Government (MTS)* is prepared by the Financial Management Service, Department of the Treasury, and after approval by the Fiscal Assistant Secretary of the Treasury, is normally released on the 14th workday of the month following the reporting month. The publication is based on data provided by Federal entities, disbursing officers, and Federal Reserve banks.

## Audience

The *MTS* is published to meet the needs of: Those responsible for or interested in the cash position of the Treasury; Those who are responsible for or interested in the Government's budget results; and individuals and businesses whose operations depend upon or are related to the Government's financial operations.

## Disclosure Statement

This statement summarizes the financial activities of the Federal Government and off-budget Federal entities conducted in accordance with the Budget of the U.S. Government, i.e., receipts and outlays of funds, the surplus or deficit, and the means of financing the deficit or disposing of the surplus. Information is presented on a modified cash basis: receipts are accounted for on the basis of collections;

refunds of receipts are treated as deductions from gross receipts; revolving and management fund receipts, reimbursements and refunds of monies previously expended are treated as deductions from gross outlays; and interest on the public debt (public issues) is recognized on the accrual basis. Major information sources include accounting data reported by Federal entities, disbursing officers, and Federal Reserve banks.

## Triad of Publications

The *MTS* is part of a triad of Treasury financial reports. The *Daily Treasury Statement* is published each working day of the Federal Government. It provides data on the cash and debt operations of the Treasury based upon reporting of the Treasury account balances by Federal Reserve banks. The *MTS* is a report of Government receipts and outlays, based on agency reporting. The *U.S. Government Annual Report* is the official publication of the detailed receipts and outlays of the Government. It is published annually in accordance with legislative mandates given to the Secretary of the Treasury.

## Data Sources and Information

The Explanatory Notes section of this publication provides information concerning the flow of data into the *MTS* and sources of information relevant to the *MTS*.

**Table 1. Summary of Receipts, Outlays, and the Deficit/Surplus of the U.S. Government, Fiscal Years 1999 and 2000, by Month**

[\$ millions]			
Period	Receipts	Outlays	Deficit/Surplus (-)
<b>FY 1999</b>			
October .....	119,974	152,413	32,440
November .....	113,978	130,915	16,937
December .....	178,646	183,803	5,156
January .....	171,728	101,223	-70,505
February .....	99,502	141,839	42,337
March .....	130,416	152,825	22,409
April .....	266,229	152,770	-113,459
May .....	98,663	122,631	23,969
June .....	199,507	145,939	-53,568
July .....	121,923	147,086	25,164
August .....	126,324	129,127	2,803
September .....	200,413	142,371	-58,042
<b>Year-to-Date .....</b>	<b>1,827,302</b>	<b>1,702,942</b>	<b>1-124,360</b>
<b>FY 2000</b>			
October .....	121,035	147,690	26,655
November .....	121,375	148,406	27,031
December .....	201,196	168,114	-33,081
January .....	189,478	127,326	-62,152
February .....	108,675	150,409	41,734
March .....	135,582	170,962	35,380
April .....	295,148	135,651	-159,497
May .....	146,002	149,612	3,611
June .....	214,875	158,598	-56,277
<b>Year-to-Date .....</b>	<b>1,533,364</b>	<b>1,356,768</b>	<b>-176,596</b>

<sup>1</sup>The receipt, outlay and deficit figures differ from the *FY 2001 Budget*, released by the Office of Management and Budget on February 7, 2000 by -\$54 million due mainly to revisions in the data following the release of the Final Monthly Treasury Statement.

Note: Details may not add to totals due to rounding.

**Table 2. Summary of Budget and Off-Budget Results and Financing of the U.S. Government, June 2000 and Other Periods**

[\$ millions]

Classification	This Month	Current Fiscal Year to Date	Budget Estimates Full Fiscal Year <sup>1</sup>	Prior Fiscal Year to Date (1999)	Budget Estimates Next Fiscal Year (2001) <sup>1</sup>
Total on-budget and off-budget results:					
Total receipts .....	214,875	1,533,364	2,013,105	1,378,642	2,095,956
On-budget receipts .....	168,318	1,168,653	1,534,878	1,042,000	1,590,247
Off-budget receipts .....	46,556	364,712	478,227	336,642	505,709
Total outlays .....	158,598	1,356,768	1,801,618	1,284,358	1,847,987
On-budget outlays .....	151,918	1,127,529	1,471,592	1,059,277	1,501,814
Off-budget outlays .....	6,679	229,239	330,026	225,081	346,173
Reserve for America's future (on-budget) .....	.....	.....	.....	.....	20,000
Total surplus (+) or deficit (-) .....	+56,277	+176,596	+211,487	+94,284	+227,969
On-budget surplus (+) or deficit (-) .....	+16,400	+41,124	+63,286	-17,277	+68,433
Off-budget surplus (+) or deficit (-) .....	+39,877	+135,472	+148,201	+111,561	+159,536
Total on-budget and off-budget financing .....	-56,277	-176,596	-211,487	-94,284	-227,969
Means of financing:					
Borrowing from the public .....	-23,131	-169,025	-184,663	-68,277	-224,667
Reduction of operating cash, increase (-) .....	-34,350	-979	6,458	-14,224	10,000
By other means .....	1,203	-6,592	-33,282	-11,783	-13,302

<sup>1</sup>These figures are based on the *Mid-Session Review of the FY 2001 Budget*, released the Office of Management and Budget on June 26, 2000. The estimates would be modified by the Administration's proposal to place the Medicare Hospital Insurance Trust Fund off-budget. This

would shift that fund's totals of \$110.6 billion in outlays, \$134.4 billion in receipts, and a surplus of \$23.8 billion, estimated for FY 2001 from on-budget to off-budget.

... No Transactions.

Note: Details may not add to totals due to rounding.

**Figure 1. Monthly Receipts, Outlays, and Budget Deficit/Surplus of the U.S. Government, Fiscal Years 1999 and 2000**

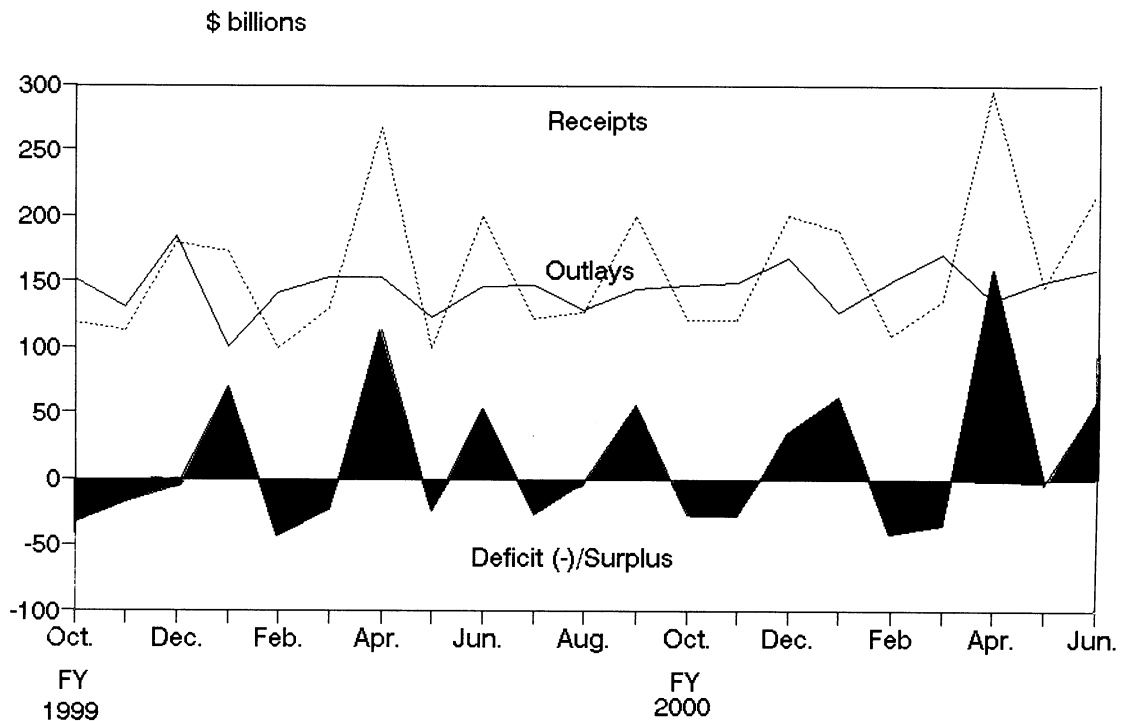


Figure 2. Monthly Receipts of the U.S. Government, by Source, Fiscal Years 1999 and 2000

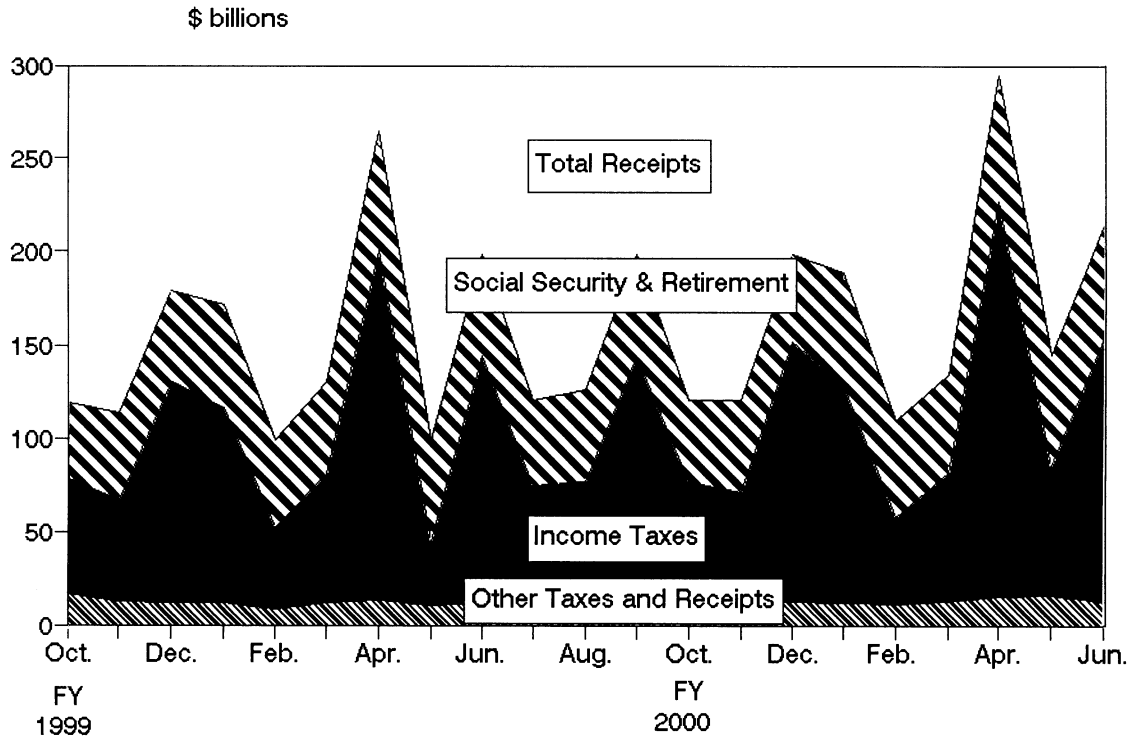
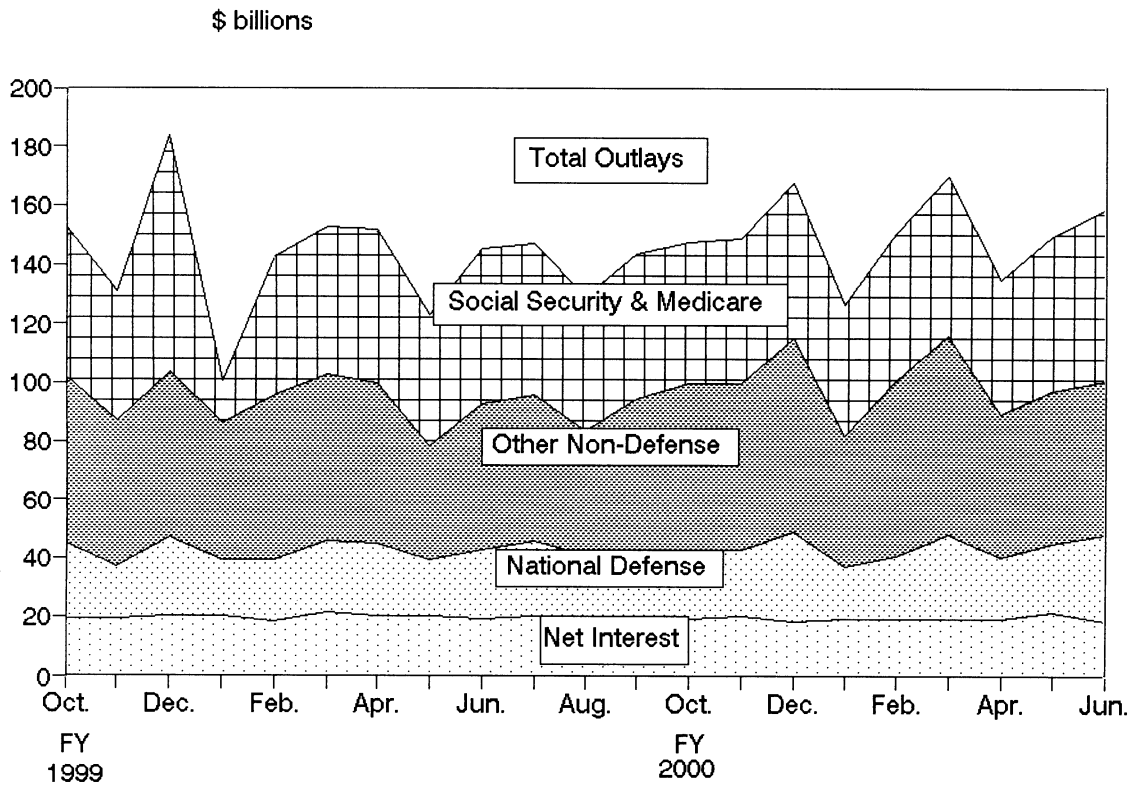


Figure 3. Monthly Outlays of the U.S. Government, by Function, Fiscal Years 1999 and 2000



**Table 3. Summary of Receipts and Outlays of the U.S. Government, June 2000 and Other Periods**

[\$ millions]

Classification	This Month	Current Fiscal Year to Date	Comparable Prior Period	Budget Estimates Full Fiscal Year <sup>1</sup>
<b>Budget Receipts</b>				
Individual income taxes .....	100,458	765,725	669,518	998,867
Corporation income taxes .....	40,534	154,164	137,343	202,692
Social insurance and retirement receipts:				
Employment and general retirement (off-budget) .....	46,556	364,712	336,642	478,227
Employment and general retirement (on-budget) .....	13,478	104,786	100,092	138,619
Unemployment insurance .....	311	21,744	20,490	27,188
Other retirement .....	426	3,584	3,369	4,666
Excise taxes .....	6,093	49,495	52,112	70,055
Estate and gift taxes .....	2,087	22,666	21,375	30,081
Customs duties .....	1,767	14,238	13,069	19,621
Miscellaneous receipts .....	3,165	32,250	24,632	43,089
<b>Total Receipts .....</b>	<b>214,875</b>	<b>1,533,364</b>	<b>1,378,642</b>	<b>2,013,105</b>
<b>(On-budget) .....</b>	<b>168,318</b>	<b>1,168,653</b>	<b>1,042,000</b>	<b>1,534,878</b>
<b>(Off-budget) .....</b>	<b>46,556</b>	<b>364,712</b>	<b>336,642</b>	<b>478,227</b>
<b>Budget Outlays</b>				
Legislative Branch .....	219	2,328	2,000	3,197
Judicial Branch .....	323	3,008	2,859	4,378
Department of Agriculture .....	4,469	57,726	51,329	75,338
Department of Commerce .....	983	6,221	3,767	8,095
Department of Defense—Military .....	28,523	211,744	193,973	277,476
Department of Education .....	2,689	26,897	25,633	35,026
Department of Energy .....	1,384	10,819	11,877	15,275
Department of Health and Human Services .....	36,312	288,147	268,368	390,050
Department of Housing and Urban Development .....	3,573	24,550	22,853	32,177
Department of the Interior .....	783	6,279	5,662	8,385
Department of Justice .....	1,604	14,872	13,685	19,935
Department of Labor .....	2,620	23,478	24,276	33,207
Department of State .....	478	5,288	4,878	8,402
Department of Transportation .....	4,228	33,141	29,554	45,981
Department of the Treasury:				
Interest on the Public Debt .....	75,884	302,254	292,728	362,067
Other .....	1,106	31,016	34,400	30,793
Department of Veterans Affairs .....	5,279	35,829	32,489	46,705
Corps of Engineers .....	423	3,177	2,981	4,491
Other Defense Civil Programs .....	2,742	24,611	24,013	33,008
Environmental Protection Agency .....	629	5,278	4,972	7,040
Executive Office of the President .....	20	219	356	267
Federal Emergency Management Agency .....	279	2,732	3,548	3,373
General Services Administration .....	46	470	255	521
International Assistance Program .....	527	8,930	8,954	10,515
National Aeronautics and Space Administration .....	1,276	10,078	10,239	13,447
National Science Foundation .....	318	2,475	2,354	3,596
Office of Personnel Management .....	4,082	36,188	35,217	49,352
Small Business Administration .....	51	-313	-371	-408
Social Security Administration .....	43,109	330,806	314,865	442,259
Other independent agencies .....	-4,084	3,907	-213	10,870
Allowances .....	.....	.....	.....	843
Undistributed offsetting receipts:				
Interest .....	-57,907	-126,678	-116,170	-130,953
Other .....	-3,371	-28,722	-26,973	-43,090
<b>Total outlays .....</b>	<b>158,598</b>	<b>1,356,768</b>	<b>1,284,358</b>	<b>1,801,618</b>
<b>(On-budget) .....</b>	<b>151,918</b>	<b>1,127,529</b>	<b>1,059,277</b>	<b>1,471,592</b>
<b>(Off-budget) .....</b>	<b>6,679</b>	<b>229,239</b>	<b>225,081</b>	<b>330,026</b>
<b>Surplus (+) or deficit (-) .....</b>	<b>+56,277</b>	<b>+176,596</b>	<b>+94,284</b>	<b>+211,487</b>
<b>(On-budget) .....</b>	<b>+16,400</b>	<b>+41,124</b>	<b>-17,277</b>	<b>+63,286</b>
<b>(Off-budget) .....</b>	<b>+39,877</b>	<b>+135,472</b>	<b>+111,561</b>	<b>+148,201</b>

<sup>1</sup>These figures are based on the *Mid-Session Review of the FY 2001 Budget*, released the Office of Management and Budget on June 26, 2000. The estimates would be modified by the Administration's proposal to place the Medicare Hospital Insurance Trust Fund off-budget. This

would shift that fund's totals of \$110.6 billion in outlays, \$134.4 billion in receipts, and a surplus of \$23.8 billion, estimated for FY 2001 from on-budget to off-budget.

... No Transactions.

Note: Details may not add to totals due to rounding.

**Table 4. Receipts of the U.S. Government, June 2000 and Other Periods**

[\$ millions]

Classification	This Month			Current Fiscal Year to Date			Prior Fiscal Year to Date		
	Gross Receipts	Refunds (Deduct)	Receipts	Gross Receipts	Refunds (Deduct)	Receipts	Gross Receipts	Refunds (Deduct)	Receipts
<b>Individual income taxes:</b>									
Withheld .....	159,516			594,101			527,503		
Presidential Election Campaign Fund .....	8			57			57		
Other .....	144,161			297,905			256,683		
<b>Total—Individual income taxes .....</b>	<b>103,686</b>	<b>3,228</b>	<b>100,458</b>	<b>892,062</b>	<b>126,338</b>	<b>765,725</b>	<b>784,243</b>	<b>114,725</b>	<b>669,518</b>
<b>Corporation income taxes .....</b>	<b>41,899</b>	<b>1,366</b>	<b>40,534</b>	<b>176,289</b>	<b>22,125</b>	<b>154,164</b>	<b>163,336</b>	<b>25,993</b>	<b>137,343</b>
<b>Social insurance and retirement receipts:</b>									
Employment and general retirement:									
Federal old-age and survivors ins. trust fund:									
Federal Insurance Contributions Act taxes .....	136,373		36,373	295,401		295,401	274,645		274,645
Self-Employment Contributions Act taxes .....	13,436		3,436	17,211		17,211	15,867		15,867
Deposits by States .....				2		2	(* *)		(* *)
<b>Total—FOASI trust fund .....</b>	<b>39,809</b>		<b>39,809</b>	<b>312,614</b>		<b>312,614</b>	<b>290,512</b>		<b>290,512</b>
Federal disability insurance trust fund:									
Federal Insurance Contributions Act taxes .....	6,167		6,167	49,066		49,066	43,639		43,639
Self-Employment Contributions Act taxes .....	580		580	3,030		3,030	2,490		2,490
Receipts from railroad retirement account .....									
Deposits by States .....				2		2	(* *)		(* *)
<b>Total—FDI trust fund .....</b>	<b>6,747</b>		<b>6,747</b>	<b>52,098</b>		<b>52,098</b>	<b>46,129</b>		<b>46,129</b>
Federal hospital insurance trust fund:									
Federal Insurance Contributions Act taxes .....	11,737		11,737	93,926		93,926	90,102		90,102
Self-Employment Contributions Act taxes .....	1,367		1,367	7,310		7,310	6,651		6,651
Receipts from Railroad Retirement Board .....	418		418	418		418	388		388
Deposits by States .....				1		1	(* *)		(* *)
<b>Total—FHI trust fund .....</b>	<b>13,522</b>		<b>13,522</b>	<b>101,655</b>		<b>101,655</b>	<b>97,141</b>		<b>97,141</b>
Railroad retirement:									
Rail industry pension fund .....	217	(* *)	217	2,009	5	2,004	1,895	3	1,891
Railroad Social Security equivalent benefit .....	-261	(* *)	-261	1,131	4	1,127	1,063	3	1,060
<b>Total—Employment and general retirement: .....</b>	<b>60,034</b>	<b>(* *)</b>	<b>60,034</b>	<b>469,506</b>	<b>9</b>	<b>469,498</b>	<b>436,740</b>	<b>6</b>	<b>436,734</b>
Unemployment insurance:									
Deposits by States .....	258		258	16,056		16,056	15,159		15,159
Federal Unemployment Tax Act taxes .....	66	12	53	5,702	75	5,627	5,384	136	5,248
Railroad unemployment taxes .....	(* *)		(* *)	60		60	83		83
Railroad debt repayment .....									
<b>Total—Unemployment insurance .....</b>	<b>323</b>	<b>12</b>	<b>311</b>	<b>21,819</b>	<b>75</b>	<b>21,744</b>	<b>20,626</b>	<b>136</b>	<b>20,490</b>
Other retirement:									
Federal employees retirement – employee share .....	420		420	3,531		3,531	3,316		3,316
Non-federal employees retirement .....	7		7	53		53	54		54
<b>Total—Other retirement .....</b>	<b>426</b>		<b>426</b>	<b>3,584</b>		<b>3,584</b>	<b>3,369</b>		<b>3,369</b>
<b>Total—Social insurance and retirement receipts .....</b>	<b>60,784</b>	<b>12</b>	<b>60,771</b>	<b>494,909</b>	<b>84</b>	<b>494,826</b>	<b>460,736</b>	<b>142</b>	<b>460,593</b>
<b>Excise taxes:</b>									
Miscellaneous excise taxes .....	1,409	91	1,318	18,708	563	18,145	16,259	349	15,910
Airport and airway trust fund .....	952		952	6,634	26	6,608	7,601	-12	7,613
Highway trust fund .....	3,799		3,799	24,899	522	24,377	28,851	700	28,151
Black lung disability trust fund .....	24		24	365		365	439		439
<b>Total—Excise taxes .....</b>	<b>6,184</b>	<b>91</b>	<b>6,093</b>	<b>50,606</b>	<b>1,111</b>	<b>49,495</b>	<b>53,150</b>	<b>1,037</b>	<b>52,112</b>
<b>Estate and gift taxes .....</b>	<b>2,139</b>	<b>52</b>	<b>2,087</b>	<b>23,208</b>	<b>542</b>	<b>22,666</b>	<b>21,815</b>	<b>441</b>	<b>21,375</b>
<b>Customs duties .....</b>	<b>1,850</b>	<b>83</b>	<b>1,767</b>	<b>15,279</b>	<b>1,041</b>	<b>14,238</b>	<b>14,001</b>	<b>932</b>	<b>13,069</b>
<b>Miscellaneous Receipts:</b>									
Deposits of earnings by Federal Reserve Banks .....	2,447		2,447	24,934		24,934	18,833		18,833
Universal service fund .....	380		380	3,379		3,379	2,732		2,732
All other .....	343	5	338	4,003	66	3,938	3,718	650	3,068
<b>Total — Miscellaneous receipts .....</b>	<b>3,169</b>	<b>5</b>	<b>3,165</b>	<b>32,316</b>	<b>66</b>	<b>32,250</b>	<b>25,282</b>	<b>650</b>	<b>24,632</b>
<b>Total — Receipts .....</b>	<b>219,711</b>	<b>4,837</b>	<b>214,875</b>	<b>1,684,669</b>	<b>151,305</b>	<b>1,533,364</b>	<b>1,522,563</b>	<b>143,921</b>	<b>1,378,642</b>
<b>Total — On-budget .....</b>	<b>173,155</b>	<b>4,837</b>	<b>168,318</b>	<b>1,319,958</b>	<b>151,305</b>	<b>1,168,653</b>	<b>1,185,921</b>	<b>143,921</b>	<b>1,042,000</b>
<b>Total — Off-budget .....</b>	<b>46,556</b>		<b>46,556</b>	<b>364,712</b>		<b>364,712</b>	<b>336,642</b>		<b>336,642</b>

<sup>1</sup>In accordance with the Social Security Act, as amended: "Individual income taxes, Withheld" have been decreased and "Federal Insurance Contribution Act taxes" correspondingly increased by \$1,876 million to correct estimates for the quarter ending June 30, 1999. "Individual income taxes, Other" have been decreased and "Self-Employment Contribution Act taxes" correspondingly increased by \$221 million to correct estimates for calendar year 1997 and prior.

... No Transactions.

(\* \*) Less than \$500,000.

Note: Details may not add to totals due to rounding.

**Table 5. Outlays of the U.S. Government, June 2000 and Other Periods**  
 [\$ millions]

Classification	This Month			Current Fiscal Year to Date			Prior Fiscal Year to Date		
	Gross Outlays	Applicable Receipts	Outlays	Gross Outlays	Applicable Receipts	Outlays	Gross Outlays	Applicable Receipts	Outlays
<b>Legislative Branch:</b>									
Senate .....	42	(**)	42	371	2	368	355	2	353
House of Representatives .....	71	(**)	71	630	1	629	598	1	597
Joint items .....	9	.....	9	90	.....	90	78	.....	78
Congressional Budget Office .....	2	.....	2	20	.....	20	18	.....	18
Architect of the Capitol .....	18	1	17	164	7	157	140	7	134
Library of Congress .....	47	(**)	47	681	1	679	445	1	443
Government Printing Office .....	-2	.....	-2	84	.....	84	93	.....	93
General Accounting Office .....	30	.....	30	285	.....	285	276	.....	276
United States Tax Court .....	3	.....	3	25	.....	25	25	.....	25
Other Legislative Branch agencies .....	2	.....	2	17	.....	17	12	.....	12
Proprietary receipts from the public .....	.....	1	-1	.....	8	-8	.....	11	-11
Intrabudgetary transactions .....	-2	.....	-2	-19	.....	-19	-19	.....	-19
<b>Total—Legislative Branch .....</b>	<b>221</b>	<b>2</b>	<b>219</b>	<b>2,347</b>	<b>19</b>	<b>2,328</b>	<b>2,022</b>	<b>22</b>	<b>2,000</b>
<b>Judicial Branch:</b>									
Supreme Court of the United States .....	3	.....	3	28	.....	28	25	.....	25
Courts of Appeals, District Courts, and other judicial services .....	310	.....	310	2,711	.....	2,711	2,883	.....	2,883
Other .....	13	.....	13	326	.....	326	190	.....	190
Proprietary receipts from the public .....	.....	(**)	(**)	.....	11	-11	.....	10	-10
Intrabudgetary transactions .....	-2	.....	-2	-46	.....	-46	-229	.....	-229
<b>Total—Judicial Branch .....</b>	<b>324</b>	<b>(**)</b>	<b>323</b>	<b>3,019</b>	<b>11</b>	<b>3,008</b>	<b>2,869</b>	<b>10</b>	<b>2,859</b>
<b>Department of Agriculture:</b>									
Agricultural Research Service .....	76	.....	76	674	.....	674	623	.....	623
Cooperative State Research, Education, and Extension Service:									
Research and education activities .....	57	.....	57	332	.....	332	327	.....	327
Extension activities .....	49	.....	49	341	.....	341	308	.....	308
Other .....	9	.....	9	27	.....	27	32	.....	32
Animal and Plant Health Inspection Service .....	57	.....	57	492	.....	492	423	.....	423
Food Safety and Inspection Service .....	55	.....	55	490	.....	490	469	.....	469
Agricultural Marketing Service .....	60	.....	60	486	.....	486	636	(*)	636
Risk Management Agency:									
Administrative and operating expenses .....	6	.....	6	50	.....	50	35	.....	35
Federal crop insurance corporation fund .....	75	4	71	2,236	616	1,620	1,545	620	926
Farm Service Agency:									
Salaries and expenses .....	87	.....	87	518	.....	518	477	.....	477
Commodity Credit Corporation .....	1,549	656	893	32,851	7,829	25,022	24,913	6,166	18,747
Agricultural credit insurance fund .....	740	49	692	1,104	808	296	422	902	-480
Other .....	6	.....	6	79	.....	79	99	.....	99
<b>Total—Farm Service Agency .....</b>	<b>2,384</b>	<b>705</b>	<b>1,679</b>	<b>34,553</b>	<b>8,637</b>	<b>25,916</b>	<b>25,911</b>	<b>7,068</b>	<b>18,843</b>
Natural Resources Conservation Service:									
Conservation operations .....	56	.....	56	535	.....	535	557	.....	557
Other .....	29	.....	29	236	.....	236	206	.....	206
Rural Development .....	66	.....	66	420	.....	420	502	.....	502
Rural Housing Service:									
Rural housing insurance fund .....	35	160	-126	1,083	1,472	-389	1,287	1,646	-359
Rental assistance program .....	53	.....	53	435	.....	435	415	.....	415
Other .....	4	.....	4	47	.....	47	46	.....	46
Rural Utilities Service:									
Rural electrification and telecommunications fund .....	189	459	-270	1,123	2,896	-1,773	1,848	2,191	-342
Rural Development insurance fund .....	62	34	28	436	328	107	462	427	35
Other .....	1	10	-10	37	113	-76	42	253	-210
Foreign Agricultural Service .....	1-192	.....	-192	818	.....	818	607	.....	607
Food and Nutrition Service:									
Food stamp program .....	1,524	.....	1,524	13,777	.....	13,777	14,369	.....	14,369
Child nutrition programs .....	979	.....	979	7,803	.....	7,803	7,423	.....	7,423
Women, infants and children programs .....	323	.....	323	3,006	.....	3,006	3,051	.....	3,051
Other .....	32	.....	32	310	.....	310	318	.....	318
<b>Total—Food and Nutrition Service .....</b>	<b>2,858</b>	<b>.....</b>	<b>2,858</b>	<b>24,896</b>	<b>.....</b>	<b>24,896</b>	<b>25,161</b>	<b>.....</b>	<b>25,161</b>
Forest Service:									
National forest system .....	35	.....	35	883	.....	883	919	.....	919
Wildland fire management .....	123	.....	123	511	.....	511	395	.....	395
Forest service permanent appropriations .....	14	.....	14	185	.....	185	274	.....	274
Other .....	67	.....	67	841	.....	841	777	.....	777
<b>Total—Forest Service .....</b>	<b>239</b>	<b>.....</b>	<b>239</b>	<b>2,419</b>	<b>.....</b>	<b>2,419</b>	<b>2,365</b>	<b>.....</b>	<b>2,365</b>
Other .....	59	3	57	533	30	503	505	30	475
Proprietary receipts from the public .....	.....	441	-441	.....	874	-874	.....	750	-750
Intrabudgetary transactions .....	.....	.....	.....	-5	.....	-5	(*)	.....	(*)
<b>Total—Department of Agriculture .....</b>	<b>6,286</b>	<b>1,817</b>	<b>4,469</b>	<b>72,692</b>	<b>14,967</b>	<b>57,726</b>	<b>64,314</b>	<b>12,985</b>	<b>51,329</b>

**Table 5. Outlays of the U.S. Government, June 2000 and Other Periods—Continued**  
 [\$ millions]

Classification	This Month			Current Fiscal Year to Date			Prior Fiscal Year to Date		
	Gross Outlays	Applicable Receipts	Outlays	Gross Outlays	Applicable Receipts	Outlays	Gross Outlays	Applicable Receipts	Outlays
<b>Department of Commerce:</b>									
Economic Development Administration .....	12	1	12	273	5	267	279	9	270
Bureau of the Census .....	725	.....	725	3,369	.....	3,369	840	.....	840
Promotion of Industry and Commerce .....	36	.....	36	329	.....	329	283	.....	283
<b>Science and Technology:</b>									
National Oceanic and Atmospheric Administration .....	170	3	167	1,764	10	1,755	1,803	12	1,791
National Institute of Standards and Technology .....	51	.....	51	476	.....	476	507	.....	507
Other .....	-5	2	-7	-9	29	-38	33	19	14
Total—Science and Technology .....	216	5	211	2,231	39	2,193	2,343	31	2,312
Other .....	-1	(* *)	-1	65	2	63	76	3	73
Proprietary receipts from the public .....	.....	(* *)	(* *)	.....	(* *)	(* *)	.....	10	-10
Intrabudgetary transactions .....	.....	.....	.....	.....	.....	.....	.....	.....	.....
Offsetting governmental receipts .....	.....	.....	.....	.....	.....	.....	.....	.....	.....
<b>Total—Department of Commerce .....</b>	<b>989</b>	<b>6</b>	<b>983</b>	<b>6,267</b>	<b>47</b>	<b>6,221</b>	<b>3,820</b>	<b>53</b>	<b>3,767</b>
<b>Department of Defense—Military:</b>									
<b>Military Personnel:</b>									
Department of the Army .....	3,390	.....	3,390	21,170	.....	21,170	19,013	.....	19,013
Department of the Navy .....	3,154	.....	3,154	19,900	.....	19,900	17,982	.....	17,982
Department of the Air Force .....	2,488	.....	2,488	15,600	.....	15,600	14,044	.....	14,044
Total—Military Personnel .....	9,032	.....	9,032	56,670	.....	56,670	51,038	.....	51,038
<b>Operation and Maintenance:</b>									
Department of the Army .....	2,474	.....	2,474	18,859	.....	18,859	16,856	.....	16,856
Department of the Navy .....	2,342	.....	2,342	20,121	.....	20,121	17,412	.....	17,412
Department of the Air Force .....	2,255	.....	2,255	19,936	.....	19,936	18,739	.....	18,739
Defense agencies .....	2,167	.....	2,167	18,550	.....	18,550	16,345	.....	16,345
Total—Operation and Maintenance .....	9,238	.....	9,238	77,466	.....	77,466	69,352	.....	69,352
<b>Procurement:</b>									
Department of the Army .....	780	.....	780	6,488	.....	6,488	6,116	.....	6,116
Department of the Navy .....	1,793	.....	1,793	15,233	.....	15,233	13,599	.....	13,599
Department of the Air Force .....	2,321	.....	2,321	15,073	.....	15,073	14,100	.....	14,100
Defense agencies .....	253	.....	253	2,382	.....	2,382	2,361	.....	2,361
Total—Procurement .....	5,146	.....	5,146	39,176	.....	39,176	36,176	.....	36,176
<b>Research, Development, Test, and Evaluation:</b>									
Department of the Army .....	488	.....	488	3,564	.....	3,564	3,657	.....	3,657
Department of the Navy .....	765	.....	765	6,606	.....	6,606	6,058	.....	6,058
Department of the Air Force .....	1,892	.....	1,892	11,421	.....	11,421	11,014	.....	11,014
Defense agencies .....	815	.....	815	7,337	.....	7,337	7,389	.....	7,389
Total—Research, Development, Test, and Evaluation .....	3,959	.....	3,959	28,927	.....	28,927	28,118	.....	28,118
<b>Military Construction:</b>									
Department of the Army .....	112	.....	112	866	.....	866	791	.....	791
Department of the Navy .....	58	.....	58	596	.....	596	576	.....	576
Department of the Air Force .....	74	.....	74	634	.....	634	686	.....	686
Defense agencies .....	175	.....	175	1,766	.....	1,766	2,022	.....	2,022
Total—Military Construction .....	421	.....	421	3,862	.....	3,862	4,075	.....	4,075
<b>Family Housing:</b>									
Department of the Army .....	97	.....	97	835	.....	835	895	.....	895
Department of the Navy .....	105	.....	105	878	.....	878	979	.....	979
Department of the Air Force .....	95	.....	95	710	.....	710	738	.....	738
Defense agencies .....	9	1	7	66	19	48	88	38	50
<b>Revolving and Management Funds:</b>									
Department of the Army .....	21	.....	21	163	.....	163	-22	.....	-22
Department of the Navy .....	62	.....	62	1,137	.....	1,137	688	.....	688
Department of the Air Force .....	.....	.....	.....	.....	.....	.....	.....	.....	.....
Defense agencies:									
Working capital fund .....	236	.....	236	1,687	.....	1,687	548	.....	548
Other .....	-15	(* *)	-15	-382	(* *)	-383	-104	1	-105
<b>Trust funds:</b>									
Department of the Army .....	3	.....	3	5	.....	5	7	.....	7
Department of the Navy .....	3	.....	3	20	(* *)	21	25	.....	25
Department of the Air Force .....	1	1	(* *)	7	6	1	12	11	1
Defense agencies .....	77	.....	77	220	.....	220	179	.....	179
<b>Proprietary receipts from the public:</b>									
Department of the Army .....	.....	76	-76	.....	-195	195	.....	-780	780
Department of the Navy .....	.....	24	-24	.....	-40	40	.....	-315	315
Department of the Air Force .....	.....	34	-34	.....	310	-310	.....	161	-161
Defense agencies .....	.....	-10	10	.....	700	-700	.....	242	-242



**Table 5. Outlays of the U.S. Government, June 2000 and Other Periods—Continued**  
 [\$ millions]

Classification	This Month			Current Fiscal Year to Date			Prior Fiscal Year to Date		
	Gross Outlays	Applicable Receipts	Outlays	Gross Outlays	Applicable Receipts	Outlays	Gross Outlays	Applicable Receipts	Outlays
<b>Department of Defense—Military:—Continued</b>									
Intrabudgetary transactions:									
Department of the Army .....	33	.....	33	283	.....	283	93	.....	93
Department of the Navy .....	113	.....	113	460	.....	460	478	.....	478
Department of the Air Force .....	-10	.....	-10	271	.....	271	30	.....	30
Defense agencies .....	25	.....	25	88	.....	88	-60	.....	-60
Offsetting governmental receipts:									
Department of the Army .....	.....	1	-1	.....	4	-4	.....	3	-3
<b>Total—Department of Defense—Military .....</b>	<b>28,650</b>	<b>126</b>	<b>28,523</b>	<b>212,548</b>	<b>803</b>	<b>211,744</b>	<b>193,334</b>	<b>-639</b>	<b>193,973</b>
<b>Department of Education:</b>									
Office of Elementary and Secondary Education:									
Education reform .....	1-23	.....	-23	912	.....	912	628	.....	628
Education for the disadvantaged .....	553	.....	553	6,807	.....	6,807	6,138	.....	6,138
Impact aid .....	191	.....	191	998	.....	998	1,045	.....	1,045
School improvement programs .....	212	.....	212	1,940	.....	1,940	979	.....	979
Other .....	17	.....	17	66	.....	66	46	.....	46
<b>Total—Office of Elementary and Secondary Education .....</b>	<b>950</b>	<b>.....</b>	<b>950</b>	<b>10,722</b>	<b>.....</b>	<b>10,722</b>	<b>8,835</b>	<b>.....</b>	<b>8,835</b>
Office of Bilingual Education and Minority Languages Affairs .....	29	.....	29	277	.....	277	235	.....	235
Office of Special Education and Rehabilitative Services:									
Special education .....	412	.....	412	3,966	.....	3,966	3,321	.....	3,321
Rehabilitation services and disability research .....	315	.....	315	2,106	.....	2,106	2,098	.....	2,098
Special institutions for persons with disabilities .....	-3	.....	-3	103	.....	103	103	.....	103
Office of Vocational and Adult Education .....	75	.....	75	1,123	.....	1,123	1,024	.....	1,024
Office of Postsecondary Education:									
College housing and academic facilities loans .....	1-6	1	-8	-3	32	-35	-6	39	-46
Higher education .....	66	.....	66	765	.....	765	611	.....	611
Howard University .....	25	.....	25	161	.....	161	167	.....	167
<b>Total—Office of Postsecondary Education .....</b>	<b>85</b>	<b>1</b>	<b>83</b>	<b>923</b>	<b>32</b>	<b>891</b>	<b>771</b>	<b>39</b>	<b>732</b>
Office of Student Financial Assistance:									
Student financial assistance .....	393	.....	393	6,563	.....	6,563	6,895	2	6,893
Federal direct student loan program .....	33	.....	33	173	.....	173	507	.....	507
Federal family education loan program .....	321	.....	321	269	.....	269	1,324	.....	1,324
<b>Office of Student Financial Assistance .....</b>	<b>746</b>	<b>.....</b>	<b>746</b>	<b>7,006</b>	<b>.....</b>	<b>7,006</b>	<b>8,726</b>	<b>2</b>	<b>8,724</b>
Office of Educational Research and Improvement .....	61	.....	61	419	.....	419	349	.....	349
Departmental Management .....	29	.....	29	342	.....	342	255	.....	255
Proprietary receipts from the public .....	.....	8	-8	.....	57	-57	.....	44	-44
<b>Total—Department of Education .....</b>	<b>2,699</b>	<b>9</b>	<b>2,689</b>	<b>26,987</b>	<b>89</b>	<b>26,897</b>	<b>25,718</b>	<b>84</b>	<b>25,633</b>
<b>Department of Energy:</b>									
National nuclear security administration:									
Weapons activities .....	484	.....	484	3,333	.....	3,333	3,331	.....	3,331
Other nuclear security activities .....	.....	.....	.....	.....	.....	.....	.....	.....	.....
Environmental and other defense activities:									
Defense environmental restoration and waste management .....	374	.....	374	3,473	.....	3,473	3,410	.....	3,410
Defense facilities closure projects .....	71	.....	71	846	.....	846	759	.....	759
Other defense activities .....	143	.....	143	1,327	.....	1,327	1,431	.....	1,431
Other .....	4	.....	4	94	.....	94	185	.....	185
Energy Programs:									
Science .....	269	.....	269	2,085	.....	2,085	1,753	.....	1,753
Energy supply .....	59	.....	59	521	.....	521	739	.....	739
Energy conservation .....	65	.....	65	492	.....	492	412	.....	412
Other .....	152	1	151	1,246	25	1,221	1,325	28	1,298
<b>Total—Energy Programs .....</b>	<b>545</b>	<b>1</b>	<b>544</b>	<b>4,344</b>	<b>25</b>	<b>4,319</b>	<b>4,229</b>	<b>28</b>	<b>4,202</b>
Power Marketing Administration .....	168	200	-32	1,265	1,810	-544	1,374	1,558	-184
Departmental Administration .....	28	.....	28	176	.....	176	147	.....	147
Proprietary receipts from the public .....	.....	54	-54	.....	1,027	-1,027	.....	1,008	-1,008
Intrabudgetary transactions .....	-179	.....	-179	-1,178	.....	-1,178	-397	.....	-397
Offsetting governmental receipts .....	.....	.....	.....	.....	.....	.....	.....	.....	.....
<b>Total—Department of Energy .....</b>	<b>1,639</b>	<b>255</b>	<b>1,384</b>	<b>13,681</b>	<b>2,862</b>	<b>10,819</b>	<b>14,469</b>	<b>2,593</b>	<b>11,877</b>

**Table 5. Outlays of the U.S. Government, June 2000 and Other Periods—Continued**  
 [\$ millions]

Classification	This Month			Current Fiscal Year to Date			Prior Fiscal Year to Date		
	Gross Outlays	Applicable Receipts	Outlays	Gross Outlays	Applicable Receipts	Outlays	Gross Outlays	Applicable Receipts	Outlays
<b>Department of Health and Human Services:</b>									
Public Health Service:									
Food and Drug Administration .....	97	(* *)	97	751	3	748	704	3	701
Health Resources and Services Administration .....	416	2	413	3,074	16	3,058	2,860	15	2,845
Indian Health Services .....	153	.....	153	2,021	.....	2,021	1,893	.....	1,893
Centers for Disease Control and Prevention .....	250	.....	250	2,005	.....	2,005	1,821	.....	1,821
National Institutes of Health .....	1,414	.....	1,414	11,321	.....	11,321	10,126	.....	10,126
Substance Abuse and Mental Health Services Administration .....	244	.....	244	1,820	.....	1,820	1,632	.....	1,632
Agency for Healthcare Research and Quality .....	-58	.....	-58	38	.....	38	54	.....	54
<b>Total—Public Health Service .....</b>	<b>2,516</b>	<b>3</b>	<b>2,513</b>	<b>21,030</b>	<b>19</b>	<b>21,011</b>	<b>19,090</b>	<b>19</b>	<b>19,072</b>
Health Care Financing Administration:									
Grants to States for Medicaid .....	10,413	.....	10,413	86,956	.....	86,956	79,965	.....	79,965
Payments to health care trust funds .....	6,749	.....	6,749	56,464	.....	56,464	52,707	.....	52,707
State children's health insurance fund .....	115	.....	115	802	.....	802	394	.....	394
Federal hospital insurance trust fund:									
Benefit payments .....	12,143	.....	12,143	97,606	.....	97,606	97,260	.....	97,260
Administrative expenses .....	122	.....	122	991	.....	991	941	.....	941
<b>Total—FHI trust fund .....</b>	<b>12,265</b>	<b>.....</b>	<b>12,265</b>	<b>98,597</b>	<b>.....</b>	<b>98,597</b>	<b>98,201</b>	<b>.....</b>	<b>98,201</b>
Health care fraud and abuse control .....	62	.....	62	635	.....	635	489	.....	489
Federal supplementary medical insurance trust fund:									
Benefit payments .....	9,452	.....	9,452	66,496	.....	66,496	58,630	.....	58,630
Administrative expenses .....	215	.....	215	1,317	.....	1,317	1,218	.....	1,218
<b>Total—FSMI trust fund .....</b>	<b>9,666</b>	<b>.....</b>	<b>9,666</b>	<b>67,813</b>	<b>.....</b>	<b>67,813</b>	<b>59,848</b>	<b>.....</b>	<b>59,848</b>
Other .....	-90	.....	-90	-93	.....	-93	-91	.....	-91
<b>Total—Health Care Financing Administration .....</b>	<b>39,182</b>	<b>.....</b>	<b>39,182</b>	<b>311,174</b>	<b>.....</b>	<b>311,174</b>	<b>291,514</b>	<b>.....</b>	<b>291,514</b>
Administration for Children and Families:									
Temporary assistance for needy families .....	1,410	.....	1,410	11,583	.....	11,583	10,589	.....	10,589
Payments to States for child support enforcement and family support programs .....	122	.....	122	1,799	.....	1,799	1,864	.....	1,864
Low income home energy assistance .....	107	.....	107	1,236	.....	1,236	976	.....	976
Refugee and entrant assistance .....	32	.....	32	272	.....	272	226	.....	226
Child care entitlement to States .....	151	.....	151	1,605	.....	1,605	1,655	.....	1,655
Payments to States for the child care and development block grant .....	107	.....	107	803	.....	803	775	.....	775
Social services block grant .....	113	.....	113	1,424	.....	1,424	1,477	.....	1,477
Children and families services programs .....	529	.....	529	4,773	.....	4,773	4,412	.....	4,412
Payments to States for foster care and adoption assistance .....	434	.....	434	4,079	.....	4,079	3,647	.....	3,647
Other .....	40	.....	40	321	.....	321	256	.....	256
<b>Total—Administration for Children and Families .....</b>	<b>3,044</b>	<b>.....</b>	<b>3,044</b>	<b>27,895</b>	<b>.....</b>	<b>27,895</b>	<b>25,878</b>	<b>.....</b>	<b>25,878</b>
Administration on Aging .....	80	.....	80	667	.....	667	668	.....	668
Other .....	64	.....	64	683	.....	683	512	.....	512
Proprietary receipts from the public .....	.....	1,821	-1,821	.....	16,739	-16,739	.....	16,560	-16,560
Intrabudgetary transactions:									
Payments for health insurance for the aged:									
Federal supplementary medical insurance trust fund .....	-5,472	.....	-5,472	-49,104	.....	-49,104	-46,652	.....	-46,652
Payments for tax and other credits:									
Federal hospital insurance trust fund .....	-1,278	.....	-1,278	-7,365	.....	-7,365	-6,063	.....	-6,063
Other .....	.....	.....	.....	-75	.....	-75	.....	.....	.....
<b>Total—Department of Health and Human Services .....</b>	<b>38,136</b>	<b>1,824</b>	<b>36,312</b>	<b>304,905</b>	<b>16,758</b>	<b>288,147</b>	<b>284,947</b>	<b>16,579</b>	<b>268,368</b>

**Table 5. Outlays of the U.S. Government, June 2000 and Other Periods—Continued**  
 [\$ millions]

Classification	This Month			Current Fiscal Year to Date			Prior Fiscal Year to Date		
	Gross Outlays	Applicable Receipts	Outlays	Gross Outlays	Applicable Receipts	Outlays	Gross Outlays	Applicable Receipts	Outlays
<b>Department of Housing and Urban Development:</b>									
Housing Programs:									
Public enterprise funds .....	3	1	1	17	19	-2	13	33	-20
Credit accounts:									
Federal housing administration fund .....	566	614	-48	7,584	8,606	-1,022	17,202	17,547	-345
Housing for the elderly or handicapped fund .....	(* *)	135	-135	367	595	-228	496	678	-182
Other .....	.....	.....	.....	(* *)	.....	(* *)	(* *)	.....	(* *)
Rent supplement payments .....	4	.....	4	366	.....	366	43	.....	43
Homeownership assistance .....	3	.....	3	32	.....	32	29	.....	29
Rental housing assistance .....	50	.....	50	449	.....	449	465	.....	465
Rental housing development grants .....	.....	.....	.....	.....	.....	.....	.....	.....	.....
Low-rent public housing .....	33	.....	33	504	.....	504	522	.....	522
Public housing grants .....	(* *)	.....	(* *)	3	.....	3	6	.....	6
College housing grants .....	2	(* *)	2	13	(* *)	13	12	.....	12
Lower income housing assistance .....	819	.....	819	4,576	.....	4,576	5,041	.....	5,041
Section 8 contract renewals .....	.....	.....	.....	.....	.....	.....	(* *)	.....	(* *)
Other .....	113	.....	113	1,524	.....	1,524	1,207	.....	1,207
<b>Total—Housing Programs .....</b>	<b>1,594</b>	<b>751</b>	<b>843</b>	<b>15,435</b>	<b>9,219</b>	<b>6,216</b>	<b>25,036</b>	<b>18,258</b>	<b>6,778</b>
Public and Indian Housing Programs:									
Low-rent public housing—loans and other expenses ....	(* *)	(* *)	(* *)	196	172	24	210	182	28
Payments for operation of low-income housing projects .....	225	.....	225	2,071	.....	2,071	2,166	.....	2,166
Community Partnerships Against Crime .....	32	.....	32	204	.....	204	200	.....	200
Other .....	1,841	.....	1,841	10,419	.....	10,419	8,690	.....	8,690
<b>Total—Public and Indian Housing Programs .....</b>	<b>2,098</b>	<b>(* *)</b>	<b>2,098</b>	<b>12,891</b>	<b>172</b>	<b>12,718</b>	<b>11,266</b>	<b>182</b>	<b>11,084</b>
Government National Mortgage Association:									
Management and liquidating functions fund .....	.....	.....	.....	.....	.....	.....	.....	.....	.....
Guarantees of mortgage-backed securities .....	6	16	-11	44	335	-291	130	349	-219
<b>Total—Government National Mortgage Association ....</b>	<b>6</b>	<b>16</b>	<b>-11</b>	<b>44</b>	<b>335</b>	<b>-291</b>	<b>130</b>	<b>349</b>	<b>-219</b>
Community Planning and Development:									
Community development grants .....	450	.....	450	3,724	.....	3,724	3,554	.....	3,554
Home investment partnerships program .....	134	.....	134	1,126	.....	1,126	1,034	.....	1,034
Other .....	82	4	78	675	40	635	616	70	546
<b>Total—Community Planning and Development .....</b>	<b>666</b>	<b>4</b>	<b>663</b>	<b>5,525</b>	<b>40</b>	<b>5,485</b>	<b>5,204</b>	<b>70</b>	<b>5,134</b>
Management and Administration .....	1,26	.....	-26	437	.....	437	416	.....	416
Other .....	6	.....	6	63	.....	63	41	.....	41
Proprietary receipts from the public .....	.....	(* *)	(* *)	.....	48	-48	.....	365	-365
Offsetting governmental receipts .....	.....	(* *)	(* *)	.....	19	-19	.....	16	-16
<b>Total—Department of Housing and Urban Development .....</b>	<b>4,344</b>	<b>771</b>	<b>3,573</b>	<b>34,395</b>	<b>9,835</b>	<b>24,560</b>	<b>42,092</b>	<b>19,239</b>	<b>22,853</b>
<b>Department of the Interior:</b>									
Land and Minerals Management:									
Bureau of Land Management:									
Management of lands and resources .....	77	.....	77	502	.....	502	425	.....	425
Other .....	57	(* *)	56	424	14	410	345	11	334
Minerals Management Service .....	61	.....	61	653	.....	653	442	.....	442
Office of Surface Mining Reclamation and Enforcement .....	27	.....	27	311	.....	311	308	.....	308
<b>Total—Land and Minerals Management .....</b>	<b>223</b>	<b>(* *)</b>	<b>222</b>	<b>1,889</b>	<b>14</b>	<b>1,876</b>	<b>1,521</b>	<b>11</b>	<b>1,510</b>
Water and Science:									
Bureau of Reclamation:									
Water and related resources .....	67	.....	67	447	.....	447	415	.....	415
Other .....	39	4	35	321	149	172	249	220	29
United States Geological Survey .....	95	.....	95	587	.....	587	561	.....	561
Other .....	4	.....	4	42	.....	42	22	.....	22
<b>Total—Water and Science .....</b>	<b>204</b>	<b>4</b>	<b>201</b>	<b>1,397</b>	<b>149</b>	<b>1,248</b>	<b>1,247</b>	<b>220</b>	<b>1,027</b>
Fish and Wildlife and Parks:									
United States Fish and Wildlife Service .....	152	.....	152	1,128	.....	1,128	910	.....	910
National Park Service .....	221	.....	221	1,443	.....	1,443	1,161	.....	1,161
<b>Total—Fish and Wildlife and Parks .....</b>	<b>373</b>	<b>.....</b>	<b>373</b>	<b>2,571</b>	<b>.....</b>	<b>2,571</b>	<b>2,071</b>	<b>.....</b>	<b>2,071</b>

**Table 5. Outlays of the U.S. Government, June 2000 and Other Periods—Continued**  
 [\$ millions]

Classification	This Month			Current Fiscal Year to Date			Prior Fiscal Year to Date		
	Gross Outlays	Applicable Receipts	Outlays	Gross Outlays	Applicable Receipts	Outlays	Gross Outlays	Applicable Receipts	Outlays
<b>Department of the Interior:—Continued</b>									
Bureau of Indian Affairs .....	123	2	121	1,472	7	1,465	1,440	6	1,434
Departmental Offices:									
Insular affairs .....	9		9	225		225	210		210
Office of Special Trustee for American Indians .....	19		19	424		424	298		298
Other .....	27		27	166		166	747		747
Proprietary receipts from the public .....		180	-180		1,601	-1,601		1,478	-1,478
Intrabudgetary transactions .....	-9		-9	-95		-95	-158		-158
<b>Total—Department of the Interior .....</b>	<b>969</b>	<b>186</b>	<b>783</b>	<b>8,050</b>	<b>1,771</b>	<b>6,279</b>	<b>7,377</b>	<b>1,715</b>	<b>5,662</b>
<b>Department of Justice:</b>									
General Administration .....	30		30	348		348	496		496
Legal Activities and United States Marshals:									
United States Attorneys .....	53		53	884		884	804		804
United States Marshals Service .....	44		44	397		397	402		402
Other .....	85		85	1,168		1,168	1,182		1,182
Federal Bureau of Investigation .....	265		265	2,343		2,343	2,326		2,326
Drug Enforcement Administration .....	117		117	988		988	829		829
Immigration and Naturalization Service .....	343		343	3,076		3,076	2,706		2,706
Federal Prison System .....	323	18	305	2,932	168	2,763	2,548	147	2,401
Office of Justice Programs:									
Violent crime reduction programs .....	138		138	1,700		1,700	1,694		1,694
Community oriented policing services .....	115		115	1,093		1,093	857		857
Other .....	136		136	838		838	612		612
Other .....	69		69	316		316	252		252
Intrabudgetary transactions .....	-7		-7	-36		-36	-41		-41
Offsetting governmental receipts .....		88	-88		1,006	-1,006		834	-834
<b>Total—Department of Justice .....</b>	<b>1,711</b>	<b>107</b>	<b>1,604</b>	<b>16,047</b>	<b>1,175</b>	<b>14,872</b>	<b>14,666</b>	<b>981</b>	<b>13,685</b>
<b>Department of Labor:</b>									
Employment and Training Administration:									
Training and employment services .....	416		416	3,202		3,202	3,313		3,313
Welfare to work jobs .....	68		68	391		391	163		163
Community service employment for older Americans .....	35		35	303		303	307		307
Federal unemployment benefits and allowances .....	39		39	317		317	253		253
State unemployment insurance and employment service operations .....	13		13	162		162	34		34
Advances to the unemployment trust fund and other funds .....									
Unemployment trust fund:									
Federal-State unemployment insurance:									
State unemployment benefits .....	1,579		1,579	15,912		15,912	16,315		16,315
State administrative expenses .....	288		288	2,388		2,388	2,524		2,524
Federal administrative expenses .....	11		11	165		165	178		178
Veterans employment and training .....	13		13	134		134	139		139
Repayment of advances from the general fund .....									
Other .....	(* *)		(* *)	2		2	3		3
Total—Unemployment trust fund .....	1,892		1,892	18,600		18,600	19,159		19,159
Other .....	6		6	76		76	71		71
<b>Total—Employment and Training Administration .....</b>	<b>2,468</b>		<b>2,468</b>	<b>23,051</b>		<b>23,051</b>	<b>23,300</b>		<b>23,300</b>
Pension Benefit Guaranty Corporation .....	174	191	-17	1,035	2,210	-1,175	910	1,520	-609
Employment Standards Administration:									
Salaries and expenses .....	25		25	251		251	226		226
Special benefits .....	52		52	253		253	267		267
Black lung disability trust fund .....	41		41	353		353	366		366
Other .....	14		14	112		112	111		111
Occupational Safety and Health Administration .....	29		29	280		280	262		262
Bureau of Labor Statistics .....	24		24	283		283	258		258
Other .....	45		45	427		427	386		386
Proprietary receipts from the public .....		(* *)	(* *)		3	-3		4	-4
Intrabudgetary transactions .....	-61		-61	-352		-352	-287		-287
<b>Total—Department of Labor .....</b>	<b>2,811</b>	<b>191</b>	<b>2,620</b>	<b>25,691</b>	<b>2,213</b>	<b>23,478</b>	<b>25,799</b>	<b>1,524</b>	<b>24,276</b>

**Table 5. Outlays of the U.S. Government, June 2000 and Other Periods—Continued**  
 [\$ millions]

Classification	This Month			Current Fiscal Year to Date			Prior Fiscal Year to Date		
	Gross Outlays	Applicable Receipts	Outlays	Gross Outlays	Applicable Receipts	Outlays	Gross Outlays	Applicable Receipts	Outlays
<b>Department of State:</b>									
Administration of Foreign Affairs:									
Diplomatic and consular programs .....	249	.....	249	1,950	.....	1,950	1,446	.....	1,446
International Information Programs .....	2	.....	2	35	.....	35	346	.....	346
Embassy security, construction, and maintenance .....	35	.....	35	386	.....	386	397	.....	397
Payment to Foreign Service retirement and disability fund .....	.....	.....	.....	129	.....	129	94	.....	94
Foreign Service retirement and disability fund .....	46	.....	46	417	.....	417	400	.....	400
Other .....	19	.....	19	132	.....	132	288	.....	288
<b>Total—Administration of Foreign Affairs .....</b>	<b>352</b>	<b>.....</b>	<b>352</b>	<b>3,050</b>	<b>.....</b>	<b>3,050</b>	<b>2,970</b>	<b>.....</b>	<b>2,970</b>
International Organizations and Conferences .....	3	.....	3	1,132	.....	1,132	980	.....	980
Migration and refugee assistance .....	54	.....	54	699	.....	699	582	.....	582
Other .....	69	.....	69	581	.....	581	485	.....	485
Proprietary receipts from the public .....	.....	.....	.....	.....	(* *)	(* *)	.....	(* *)	(* *)
Intrabudgetary transactions .....	(* *)	.....	(* *)	-173	.....	-173	-138	.....	-138
Offsetting governmental receipts .....	.....	.....	.....	.....	.....	.....	.....	.....	.....
<b>Total—Department of State .....</b>	<b>478</b>	<b>.....</b>	<b>478</b>	<b>5,288</b>	<b>(* *)</b>	<b>5,288</b>	<b>4,878</b>	<b>(* *)</b>	<b>4,878</b>
<b>Department of Transportation:</b>									
Coast Guard:									
Operating expenses .....	311	.....	311	2,187	.....	2,187	2,057	.....	2,057
Acquisition, construction, and improvements .....	74	.....	74	348	.....	348	288	.....	288
Retired pay .....	66	.....	66	529	.....	529	492	.....	492
Other .....	32	1	31	223	5	219	204	5	199
<b>Total—Coast Guard .....</b>	<b>483</b>	<b>1</b>	<b>482</b>	<b>3,287</b>	<b>5</b>	<b>3,283</b>	<b>3,041</b>	<b>5</b>	<b>3,036</b>
Federal Aviation Administration:									
Operations .....	12	.....	12	498	.....	498	1,200	.....	1,200
Airport and airway trust fund:									
Grants-in-aid for airports .....	148	.....	148	1,156	.....	1,156	1,093	.....	1,093
Facilities and equipment .....	158	.....	158	1,477	.....	1,477	1,542	.....	1,542
Research, engineering, and development .....	12	.....	12	117	.....	117	134	.....	134
Trust fund share of FAA operations .....	540	.....	540	3,809	.....	3,809	3,093	.....	3,093
<b>Total—Airport and airway trust fund .....</b>	<b>859</b>	<b>.....</b>	<b>859</b>	<b>6,559</b>	<b>.....</b>	<b>6,559</b>	<b>5,861</b>	<b>.....</b>	<b>5,861</b>
Other .....	-7	1	-8	-8	1	-10	(* *)	1	-1
<b>Total—Federal Aviation Administration .....</b>	<b>864</b>	<b>1</b>	<b>863</b>	<b>7,048</b>	<b>1</b>	<b>7,047</b>	<b>7,061</b>	<b>1</b>	<b>7,060</b>
Federal Highway Administration:									
Highway trust fund:									
Federal-aid highways .....	2,120	.....	2,120	17,400	.....	17,400	15,452	.....	15,452
Other .....	3	(* *)	3	31	33	-2	28	14	14
Other programs .....	24	.....	24	236	.....	236	139	.....	139
<b>Total—Federal Highway Administration .....</b>	<b>2,146</b>	<b>(* *)</b>	<b>2,146</b>	<b>17,668</b>	<b>33</b>	<b>17,635</b>	<b>15,620</b>	<b>14</b>	<b>15,605</b>
National Highway Traffic Safety Administration .....	32	.....	32	244	.....	244	236	.....	236
Federal Railroad Administration:									
Capital Grants to the National Railroad Passenger Corporation .....									
.....	(* *)	.....	(* *)	594	.....	594	244	.....	244
Other .....	20	2	19	121	6	115	138	6	132
<b>Total—Federal Railroad Administration .....</b>	<b>20</b>	<b>2</b>	<b>19</b>	<b>715</b>	<b>6</b>	<b>709</b>	<b>382</b>	<b>6</b>	<b>376</b>
Federal Transit Administration:									
Formula grants .....	162	.....	162	-1,456	.....	-1,456	-747	.....	-747
Discretionary grants .....	107	.....	107	959	.....	959	1,130	.....	1,130
Trust fund share of expenses .....	285	.....	285	5,702	.....	5,702	4,252	.....	4,252
Other .....	95	.....	95	-1,291	.....	-1,291	-1,629	.....	-1,629
<b>Total—Federal Transit Administration .....</b>	<b>649</b>	<b>.....</b>	<b>649</b>	<b>3,914</b>	<b>.....</b>	<b>3,914</b>	<b>3,006</b>	<b>.....</b>	<b>3,006</b>
Maritime Administration .....	39	4	36	327	127	200	392	287	106
Other .....	26	1	26	280	9	271	278	9	269
Proprietary receipts from the public .....	.....	15	-15	.....	58	-58	.....	25	-25
Intrabudgetary transactions .....	.....	.....	.....	-4	.....	-4	-18	.....	-18
Offsetting governmental receipts .....	.....	9	-9	.....	98	-98	.....	97	-97
<b>Total—Department of Transportation .....</b>	<b>4,259</b>	<b>32</b>	<b>4,228</b>	<b>33,479</b>	<b>338</b>	<b>33,141</b>	<b>29,998</b>	<b>444</b>	<b>29,554</b>

**Table 5. Outlays of the U.S. Government, June 2000 and Other Periods—Continued**  
 [\$ millions]

Classification	This Month			Current Fiscal Year to Date			Prior Fiscal Year to Date		
	Gross Outlays	Applicable Receipts	Outlays	Gross Outlays	Applicable Receipts	Outlays	Gross Outlays	Applicable Receipts	Outlays
<b>Department of the Treasury:</b>									
Departmental Offices:									
Exchange stabilization fund .....	-72	69	-140	-375	605	-980	-537	600	-1,137
Other .....	102	.....	102	824	.....	824	587	.....	587
Financial Management Service:									
Salaries and expenses .....	15	.....	15	166	.....	166	164	.....	164
Payment to the Resolution Funding Corporation .....	.....	.....	.....	1,164	.....	1,164	1,751	.....	1,751
Net interest paid to loan guarantee financing accounts .....	1	.....	1	572	.....	572	347	.....	347
Claims, judgements, and relief acts .....	157	.....	157	1,217	.....	1,217	1,572	.....	1,572
Other .....	2	.....	2	69	.....	69	117	.....	117
<b>Total—Financial Management Service .....</b>	<b>175</b>	<b>.....</b>	<b>175</b>	<b>3,188</b>	<b>.....</b>	<b>3,188</b>	<b>3,952</b>	<b>.....</b>	<b>3,952</b>
Federal Financing Bank .....	493	.....	493	332	.....	332	1,471	.....	1,471
Bureau of Alcohol, Tobacco, and Firearms:									
Salaries and expenses .....	54	.....	54	408	.....	408	394	.....	394
Laboratory facilities and headquarters .....	.....	.....	.....	7	.....	7	(**)	.....	(**)
Internal revenue collections for Puerto Rico .....	37	.....	37	213	.....	213	175	.....	175
United States Customs Service .....	187	.....	187	1,797	.....	1,797	1,698	.....	1,698
Bureau of Engraving and Printing .....	-14	.....	-14	-25	.....	-25	-10	.....	-10
United States Mint .....	102	400	-298	945	1,710	-766	988	1,218	-230
Bureau of the Public Debt .....	9	.....	9	244	.....	244	236	.....	236
Internal Revenue Service:									
Processing, assistance, and management .....	262	.....	262	2,548	.....	2,548	2,330	.....	2,330
Tax law enforcement .....	248	.....	248	2,436	.....	2,436	2,342	.....	2,342
Information systems .....	143	.....	143	1,177	.....	1,177	1,216	.....	1,216
Payment where earned income credit exceeds liability for tax .....	305	.....	305	25,668	.....	25,668	25,246	.....	25,246
Payment where child credit exceeds liability for tax .....	1	.....	1	638	.....	638	407	.....	407
Refunding internal revenue collections, interest .....	175	.....	175	2,115	.....	2,115	2,126	.....	2,126
Other .....	23	(**)	23	155	3	151	99	5	95
<b>Total—Internal Revenue Service .....</b>	<b>1,156</b>	<b>(**)</b>	<b>1,156</b>	<b>34,737</b>	<b>3</b>	<b>34,734</b>	<b>33,767</b>	<b>5</b>	<b>33,763</b>
United States Secret Service .....	69	.....	69	642	.....	642	536	.....	536
Comptroller of the Currency .....	29	1	28	296	209	87	310	208	102
Office of Thrift Supervision .....	12	1	11	120	75	45	114	73	41
Interest on the public debt:									
Public issues (accrual basis) .....	17,779	.....	17,779	167,930	.....	167,930	172,670	.....	172,670
Special issues (cash basis) .....	58,105	.....	58,105	134,324	.....	134,324	120,058	.....	120,058
<b>Total—Interest on the public debt .....</b>	<b>75,884</b>	<b>.....</b>	<b>75,884</b>	<b>302,254</b>	<b>.....</b>	<b>302,254</b>	<b>292,728</b>	<b>.....</b>	<b>292,728</b>
Other .....	17	.....	17	91	.....	91	138	.....	138
Proprietary receipts from the public .....	.....	151	-151	.....	5,127	-5,127	.....	3,139	-3,139
Intrabudgetary transactions .....	-536	.....	-536	-3,758	.....	-3,758	-3,272	.....	-3,272
Offsetting governmental receipts .....	.....	93	-93	.....	938	-938	.....	902	-902
<b>Total—Department of the Treasury .....</b>	<b>77,704</b>	<b>715</b>	<b>76,990</b>	<b>341,938</b>	<b>8,668</b>	<b>333,270</b>	<b>333,275</b>	<b>6,146</b>	<b>327,128</b>
<b>Department of Veterans Affairs:</b>									
Veterans Health Administration:									
Medical care .....	1,501	.....	1,501	14,319	.....	14,319	13,600	.....	13,600
Other .....	57	23	35	510	195	316	505	195	309
Veterans Benefits Administration:									
Public enterprise funds:									
Veterans housing benefit program fund .....	29	9	19	1,499	128	1,371	1,763	1,088	676
Other .....	43	57	-15	381	363	18	394	381	14
Compensation, pensions, and burial benefits .....	3,583	.....	3,583	18,208	.....	18,208	15,787	.....	15,787
Readjustment benefits .....	115	.....	115	1,226	.....	1,226	1,181	.....	1,181
Insurance funds:									
National service life .....	103	.....	103	925	.....	925	900	.....	900
United States Government Life .....	1	.....	1	9	.....	9	9	.....	9
Veterans special life .....	10	74	-64	97	167	-69	105	168	-63
Other .....	4	.....	4	14	.....	14	27	.....	27
<b>Total—Veterans Benefits Administration .....</b>	<b>3,887</b>	<b>141</b>	<b>3,746</b>	<b>22,359</b>	<b>658</b>	<b>21,701</b>	<b>20,167</b>	<b>1,636</b>	<b>18,531</b>
Construction .....	41	(**)	41	363	(**)	362	401	(**)	400
Departmental Administration .....	30	.....	30	819	.....	819	770	.....	770
Proprietary receipts from the public:									
National service life .....	.....	13	-13	.....	152	-152	.....	167	-167
Other .....	.....	59	-59	.....	1,533	-1,533	.....	947	-947
Intrabudgetary transactions .....	(**)	.....	(**)	-2	.....	-2	-8	.....	-8
<b>Total—Department of Veterans Affairs .....</b>	<b>5,515</b>	<b>236</b>	<b>5,279</b>	<b>38,367</b>	<b>2,538</b>	<b>35,829</b>	<b>35,435</b>	<b>2,946</b>	<b>32,489</b>

**Table 5. Outlays of the U.S. Government, June 2000 and Other Periods—Continued**  
 [\$ millions]

Classification	This Month			Current Fiscal Year to Date			Prior Fiscal Year to Date		
	Gross Outlays	Applicable Receipts	Outlays	Gross Outlays	Applicable Receipts	Outlays	Gross Outlays	Applicable Receipts	Outlays
<b>Corps of Engineers:</b>									
Construction, general .....	107	.....	107	979	.....	979	802	.....	802
Operation and maintenance, general .....	100	.....	100	858	.....	858	1,165	.....	1,165
Flood control .....	27	.....	27	191	.....	191	392	.....	392
Harbor maintenance trust fund .....	59	.....	59	530	.....	530	184	.....	184
Other .....	151	.....	151	865	.....	865	717	.....	717
Proprietary receipts from the public .....	.....	20	-20	.....	247	-247	.....	278	-278
Intrabudgetary transactions .....	.....	.....	.....	.....	.....	.....	.....	.....	.....
<b>Total—Corps of Engineers .....</b>	<b>443</b>	<b>20</b>	<b>423</b>	<b>3,424</b>	<b>247</b>	<b>3,177</b>	<b>3,259</b>	<b>278</b>	<b>2,981</b>
<b>Other Defense Civil Programs:</b>									
Military Retirement:									
Payment to military retirement fund .....	.....	.....	.....	15,302	.....	15,302	15,250	.....	15,250
Military retirement fund .....	2,753	.....	2,753	24,547	.....	24,547	23,873	.....	23,873
Educational Benefits .....	9	.....	9	156	.....	156	157	.....	157
Other .....	5	.....	5	93	.....	93	110	.....	110
Proprietary receipts from the public .....	.....	1	-1	.....	8	-8	.....	7	-7
Intrabudgetary transactions .....	-26	.....	-26	-15,478	.....	-15,478	-15,370	.....	-15,370
<b>Total—Other Defense Civil Programs .....</b>	<b>2,742</b>	<b>1</b>	<b>2,742</b>	<b>24,620</b>	<b>8</b>	<b>24,611</b>	<b>24,020</b>	<b>7</b>	<b>24,013</b>
<b>Environmental Protection Agency:</b>									
Science and technology .....	54	.....	54	497	.....	497	468	.....	468
Environmental programs and management .....	158	.....	158	1,414	.....	1,414	1,421	.....	1,421
State and tribal assistance grants .....	268	.....	268	2,268	.....	2,268	2,032	.....	2,032
Hazardous substance superfund .....	143	.....	143	1,161	.....	1,161	1,111	.....	1,111
Other .....	20	(* *)	20	849	18	831	527	18	509
Proprietary receipts from the public .....	.....	14	-14	.....	183	-183	.....	237	-237
Intrabudgetary transactions .....	.....	.....	.....	-700	.....	-700	-325	.....	-325
Offsetting governmental receipts .....	.....	(* *)	(* *)	.....	10	-10	.....	8	-8
<b>Total—Environmental Protection Agency .....</b>	<b>643</b>	<b>14</b>	<b>629</b>	<b>5,490</b>	<b>212</b>	<b>5,278</b>	<b>5,234</b>	<b>262</b>	<b>4,972</b>
<b>Executive Office of the President:</b>									
Compensation of the President and the White House									
Office .....	4	.....	4	40	.....	40	38	.....	38
Office of Management and Budget .....	5	.....	5	48	.....	48	45	.....	45
Unanticipated needs .....	.....	.....	.....	.....	.....	.....	153	.....	153
Other .....	11	.....	11	131	(* *)	131	121	(* *)	121
<b>Total—Executive Office of the President .....</b>	<b>20</b>	.....	<b>20</b>	<b>219</b>	<b>(* *)</b>	<b>219</b>	<b>356</b>	<b>(* *)</b>	<b>356</b>
<b>Federal Emergency Management Agency:</b>									
Public enterprise funds .....	82	87	-4	685	469	216	543	443	100
Disaster relief .....	214	.....	214	2,122	.....	2,122	3,115	.....	3,115
Emergency management planning and assistance .....	27	.....	27	164	.....	164	127	.....	127
Other .....	42	.....	42	232	.....	232	217	.....	217
Proprietary receipts from the public .....	.....	.....	.....	.....	.....	.....	.....	.....	.....
Offsetting governmental receipts .....	.....	.....	.....	.....	1	-1	.....	10	-10
<b>Total—Federal Emergency Management Agency .....</b>	<b>365</b>	<b>87</b>	<b>279</b>	<b>3,203</b>	<b>471</b>	<b>2,732</b>	<b>4,001</b>	<b>453</b>	<b>3,548</b>
<b>General Services Administration:</b>									
Real Property Activities .....	-24	.....	-24	78	.....	78	-52	.....	-52
Supply and Technology Activities .....	54	.....	54	221	.....	221	184	.....	184
General Activities .....	16	.....	16	178	.....	178	136	.....	136
Proprietary receipts from the public .....	.....	(* *)	(* *)	.....	8	-8	.....	13	-13
<b>Total—General Services Administration .....</b>	<b>46</b>	<b>(* *)</b>	<b>46</b>	<b>477</b>	<b>8</b>	<b>470</b>	<b>268</b>	<b>13</b>	<b>255</b>
<b>International Assistance Program:</b>									
International Security Assistance:									
Foreign military loan program .....	28	59	-31	200	553	-353	216	325	-109
Foreign military financing program .....	351	.....	351	3,015	.....	3,015	2,967	.....	2,967
Economic support fund .....	146	.....	146	1,921	.....	1,921	1,817	.....	1,817
Other .....	99	.....	99	412	.....	412	256	.....	256
Proprietary receipts from the public .....	.....	.....	.....	.....	.....	.....	.....	271	-271
<b>Total—International Security Assistance .....</b>	<b>623</b>	<b>59</b>	<b>564</b>	<b>5,548</b>	<b>553</b>	<b>4,995</b>	<b>5,257</b>	<b>597</b>	<b>4,660</b>
Multilateral Assistance:									
Contribution to the International Development Association									
Association .....	.....	.....	.....	704	.....	704	760	.....	760
International organizations and programs .....	99	.....	99	290	.....	290	296	.....	296
Other .....	57	.....	57	335	.....	335	406	.....	406
<b>Total—Multilateral Assistance .....</b>	<b>156</b>	.....	<b>156</b>	<b>1,329</b>	.....	<b>1,329</b>	<b>1,463</b>	.....	<b>1,463</b>

**Table 5. Outlays of the U.S. Government, June 2000 and Other Periods—Continued**  
 [\$ millions]

Classification	This Month			Current Fiscal Year to Date			Prior Fiscal Year to Date		
	Gross Outlays	Applicable Receipts	Outlays	Gross Outlays	Applicable Receipts	Outlays	Gross Outlays	Applicable Receipts	Outlays
<b>International Assistance Program:—Continued</b>									
International Development Assistance:									
Agency for International Development:									
Economic assistance loans .....		94	-94	-4	641	-645	1	840	-839
Sustainable development assistance program .....	108		108	576		576	743		743
Assistance for the new independent States of the Former Soviet Union .....	69		69	515		515	450		450
Operating expenses .....	65		65	408		408	350		350
Payment to the Foreign Service retirement and disability fund .....				44		44	45		45
Other .....	129	3	126	1,156	70	1,086	1,104	67	1,037
Proprietary receipts from the public .....					41	-41		1	-1
Intrabudgetary transactions .....							(* *)		(* *)
<b>Total—Agency for International Development .....</b>	<b>370</b>	<b>97</b>	<b>273</b>	<b>2,696</b>	<b>753</b>	<b>1,943</b>	<b>2,692</b>	<b>908</b>	<b>1,784</b>
Overseas Private Investment Corporation .....	4	9	-5	270	220	50	46	227	-182
Peace Corps .....	20	(* *)	20	186	(* *)	186	179	(* *)	179
Other .....	7		7	63		63	48		48
<b>Total—International Development Assistance .....</b>	<b>401</b>	<b>106</b>	<b>295</b>	<b>3,215</b>	<b>972</b>	<b>2,243</b>	<b>2,965</b>	<b>1,135</b>	<b>1,830</b>
International Monetary Programs .....	-184		-184	676		676	639		639
Military Sales Programs:									
Foreign military sales trust fund .....	883		883	8,307		8,307	9,120		9,120
Other .....	(* *)	1	-1	1	4	-3	5	6	-1
Proprietary receipts from the public .....		1,185	-1,185		8,617	-8,617		8,758	-8,758
Other .....	1		1	1		1	1		1
<b>Total—International Assistance Program .....</b>	<b>1,880</b>	<b>1,352</b>	<b>527</b>	<b>19,076</b>	<b>10,146</b>	<b>8,930</b>	<b>19,449</b>	<b>10,495</b>	<b>8,954</b>
<b>National Aeronautics and Space Administration:</b>									
Human space flight .....	622		622	4,050		4,050	4,065		4,065
Science, aeronautics, and technology .....	447		447	4,159		4,159	4,321		4,321
Mission support .....	204		204	1,839		1,839	1,811		1,811
Other .....	3		3	29		29	42		42
<b>Total—National Aeronautics and Space Administration .....</b>	<b>1,276</b>		<b>1,276</b>	<b>10,078</b>		<b>10,078</b>	<b>10,239</b>		<b>10,239</b>
<b>National Science Foundation:</b>									
Research and related activities .....	299		299	1,999		1,999	1,830		1,830
Education and human resources .....	7		7	301		301	296		296
Other .....	12		12	175		175	228		228
<b>Total—National Science Foundation .....</b>	<b>318</b>		<b>318</b>	<b>2,475</b>		<b>2,475</b>	<b>2,354</b>		<b>2,354</b>
<b>Office of Personnel Management:</b>									
Government payment for annuitants, employees health and life insurance benefits .....	370		370	3,741		3,741	3,290		3,290
Payment to civil service retirement and disability fund .....									
Civil service retirement and disability fund .....	3,774		3,774	33,768		33,768	32,765		32,765
Employees life insurance fund .....	149	164	-15	1,329	2,463	-1,133	1,210	2,253	-1,044
Employees and retired employees health benefits fund ...	1,709	1,739	-31	14,513	14,752	-239	13,644	13,506	138
Other .....	-14		-14	84		84	88		88
Intrabudgetary transactions:									
Civil service retirement and disability fund:									
General fund contributions .....									
Other .....	-2		-2	-33		-33	-20		-20
<b>Total—Office of Personnel Management .....</b>	<b>5,986</b>	<b>1,904</b>	<b>4,082</b>	<b>53,403</b>	<b>17,215</b>	<b>36,188</b>	<b>50,976</b>	<b>15,759</b>	<b>35,217</b>



**Table 5. Outlays of the U.S. Government, June 2000 and Other Periods—Continued**  
[\$ millions]

Classification	This Month			Current Fiscal Year to Date			Prior Fiscal Year to Date		
	Gross Outlays	Applicable Receipts	Outlays	Gross Outlays	Applicable Receipts	Outlays	Gross Outlays	Applicable Receipts	Outlays
<b>Small Business Administration:</b>									
Public enterprise funds:									
Business loan fund .....	21	7	14	337	181	156	279	267	12
Disaster loan fund .....	12	15	-3	333	147	186	227	175	52
Other .....	1	(* *)	1	11	5	6	13	6	7
Other .....	39	(* *)	39	141	(* *)	141	407	(* *)	407
Proprietary receipts from the public .....	.....	.....	.....	.....	802	-802	.....	849	-849
<b>Total—Small Business Administration .....</b>	<b>74</b>	<b>22</b>	<b>51</b>	<b>822</b>	<b>1,135</b>	<b>-313</b>	<b>926</b>	<b>1,297</b>	<b>-371</b>
<b>Social Security Administration:</b>									
Payments to social security trust funds .....	24	.....	24	9,420	.....	9,420	8,826	.....	8,826
Special benefits for disabled coal miners .....	43	.....	43	392	.....	392	418	.....	418
Supplemental security income program .....	4,999	.....	4,999	25,528	.....	25,528	22,801	.....	22,801
Office of the Inspector General .....	.....	.....	.....	.....	.....	.....	.....	.....	.....
Federal old-age and survivors insurance trust fund (off-budget):									
Benefit payments .....	29,606	.....	29,606	259,194	.....	259,194	248,824	.....	248,824
Administrative expenses .....	174	.....	174	1,493	.....	1,493	1,502	.....	1,502
Payment to railroad retirement account .....	3,538	.....	3,538	3,538	.....	3,538	3,681	.....	3,681
<b>Total—FOASI trust fund .....</b>	<b>33,318</b>	<b>.....</b>	<b>33,318</b>	<b>264,225</b>	<b>.....</b>	<b>264,225</b>	<b>254,007</b>	<b>.....</b>	<b>254,007</b>
Federal disability insurance trust fund (off-budget):									
Benefit payments .....	4,605	.....	4,605	40,396	.....	40,396	37,370	.....	37,370
Administrative expenses .....	110	.....	110	1,163	.....	1,163	1,169	.....	1,169
Payment to railroad retirement account .....	159	.....	159	159	.....	159	135	.....	135
Other .....	.....	.....	.....	(* *)	.....	(* *)	(* *)	.....	(* *)
<b>Total—FDI trust fund .....</b>	<b>4,875</b>	<b>.....</b>	<b>4,875</b>	<b>41,717</b>	<b>.....</b>	<b>41,717</b>	<b>38,673</b>	<b>.....</b>	<b>38,673</b>
Other .....	3	.....	3	13	.....	13	2	.....	2
Proprietary receipts from the public:									
On-budget .....	.....	138	-138	.....	1,041	-1,041	.....	992	-992
Off-budget .....	.....	3	-3	.....	38	-38	.....	45	-45
Intrabudgetary transactions:									
Off-budget <sup>2</sup> .....	-12	.....	-12	-9,411	.....	-9,411	-8,825	.....	-8,825
<b>Total—Social Security Administration .....</b>	<b>43,249</b>	<b>141</b>	<b>43,109</b>	<b>331,885</b>	<b>1,078</b>	<b>330,806</b>	<b>315,902</b>	<b>1,037</b>	<b>314,865</b>
<b>Other independent agencies:</b>									
Appalachian Regional Commission .....	13	(* *)	13	109	2	107	109	2	107
Broadcasting board of governors .....	45	.....	45	253	.....	253	302	.....	302
Corporation for National and Community Service .....	60	.....	60	520	.....	520	493	.....	493
Corporation for Public Broadcasting .....	.....	.....	.....	317	.....	317	250	.....	250
District of Columbia:									
Courts .....	10	(* *)	10	82	(* *)	82	101	66	35
Corrections .....	.....	.....	.....	101	.....	101	38	.....	38
General and special payments .....	58	8	49	367	144	223	334	3,305	-2,970
Financing .....	.....	.....	.....	.....	.....	.....	.....	.....	.....
Equal Employment Opportunity Commission .....	24	(* *)	23	231	1	229	196	1	195
Export-Import Bank of the United States .....	84	66	18	679	733	-54	663	795	-131
Federal Communications Commission:									
Universal service fund .....	336	.....	336	3,032	.....	3,032	2,319	.....	2,319
Spectrum auction program account .....	-1,787	.....	-1,787	-1,787	.....	-1,787	.....	.....	.....
Pioneer's preference settlement .....	.....	.....	.....	.....	.....	.....	.....	.....	.....
Other .....	21	2	19	162	21	141	134	31	103
Federal Deposit Insurance Corporation:									
Bank insurance fund .....	82	62	20	1,496	2,071	-575	1,072	1,967	-896
Savings association insurance fund .....	9	29	-20	107	549	-442	71	419	-349
FSLIC resolution fund:									
Resolution Trust Corporation closeout .....	11	51	-40	707	2,186	-1,480	188	2,852	-2,663
Other .....	(* *)	14	-14	104	153	-49	60	136	-76
Office of Inspector General .....	.....	.....	.....	14	.....	14	7	.....	7
<b>Total—Federal Deposit Insurance Corporation .....</b>	<b>102</b>	<b>156</b>	<b>-55</b>	<b>2,428</b>	<b>4,959</b>	<b>-2,531</b>	<b>1,398</b>	<b>5,374</b>	<b>-3,976</b>
Federal drug control programs .....	31	.....	31	252	.....	252	240	.....	240
Legal Services Corporation .....	25	.....	25	224	.....	224	222	.....	222
National Archives and Records Administration .....	14	(* *)	14	148	1	147	160	1	159
National Credit Union Administration .....	10	15	-4	3,340	3,466	-126	204	506	-301

**Table 5. Outlays of the U.S. Government, June 2000 and Other Periods—Continued**  
 [\$ millions]

Classification	This Month			Current Fiscal Year to Date			Prior Fiscal Year to Date		
	Gross Outlays	Applicable Receipts	Outlays	Gross Outlays	Applicable Receipts	Outlays	Gross Outlays	Applicable Receipts	Outlays
<b>Other independent agencies:—Continued</b>									
National Endowment for the Arts .....	10	.....	10	80	.....	80	78	.....	78
National Endowment for the Humanities .....	10	.....	10	80	.....	80	82	.....	82
Institute of Museum and Library Services .....	3	.....	3	144	.....	144	113	.....	113
National Labor Relations Board .....	17	.....	17	149	.....	149	138	.....	138
Nuclear Regulatory Commission .....	41	20	21	365	323	42	359	344	15
Panama Canal Commission .....	1	(* *)	1	509	200	309	515	580	-65
Postal Service:									
Public enterprise funds (off-budget) .....	4,838	35,184	-346	47,129	49,124	-1,995	45,898	47,521	-1,623
Payments to the Postal Service fund .....	.....	.....	.....	100	.....	100	29	.....	29
Railroad Retirement Board:									
Federal windfall subsidy .....	14	.....	14	130	.....	130	142	.....	142
Federal payments to the railroad retirement accounts ..	.....	.....	.....	293	.....	293	271	.....	271
Railroad unemployment insurance trust fund:									
Benefit payments .....	5	.....	5	60	.....	60	53	.....	53
Administrative expenses .....	1	.....	1	1	.....	1	(* *)	.....	(* *)
Rail industry pension fund:									
Benefit payments .....	248	.....	248	2,217	.....	2,217	2,200	.....	2,200
Advances from FOASDI fund .....	-95	.....	-95	-844	.....	-844	-838	.....	-838
OASDI certifications .....	95	.....	95	844	.....	844	839	.....	839
Administrative expenses .....	7	.....	7	71	.....	71	67	.....	67
Interest on refunds of taxes .....	(* *)	.....	(* *)	(* *)	.....	(* *)	1	.....	1
Other .....	(* *)	.....	(* *)	4	.....	4	4	.....	4
Supplemental annuity pension fund:									
Benefit payments .....	6	.....	6	55	.....	55	56	.....	56
Interest on refund of taxes .....	(* *)	.....	(* *)	(* *)	.....	(* *)	(* *)	.....	(* *)
Railroad Social Security equivalent benefit account:									
Benefit payments .....	644	.....	644	4,034	.....	4,034	4,032	.....	4,032
Interest on refund of taxes .....	(* *)	.....	(* *)	(* *)	.....	(* *)	(* *)	.....	(* *)
Other .....	.....	.....	.....	.....	.....	.....	(* *)	.....	(* *)
Intrabudgetary transactions:									
Payments from other funds to the railroad retirement trust funds .....	-3,698	.....	-3,698	-3,698	.....	-3,698	-3,816	.....	-3,816
Other .....	.....	.....	.....	-293	.....	-293	-271	.....	-271
Total—Railroad Retirement Board .....	-2,772	.....	-2,772	2,876	.....	2,876	2,741	.....	2,741
Securities and Exchange Commission .....	6	.....	6	-107	.....	-107	-27	.....	-27
Smithsonian Institution .....	41	.....	41	381	.....	381	359	.....	359
Tennessee Valley Authority .....	702	621	81	5,957	5,975	-18	6,660	6,558	103
Other .....	101	53	47	1,069	334	735	1,026	264	762
<b>Total—Other independent agencies .....</b>	<b>2,042</b>	<b>6,126</b>	<b>-4,084</b>	<b>69,191</b>	<b>65,284</b>	<b>3,907</b>	<b>65,133</b>	<b>65,346</b>	<b>-213</b>
<b>Undistributed offsetting receipts:</b>									
Other interest .....	.....	(* *)	(* *)	.....	1	-1	.....	1	-1
Employer share, employee retirement:									
Department of Health and Human Services:									
Federal hospital insurance trust fund:									
Federal employer contributions .....	-163	.....	-163	-1,467	.....	-1,467	-1,396	.....	-1,396
Postal Service employer contributions .....	-53	.....	-53	-475	.....	-475	-457	.....	-457
Payments for military service credits .....	.....	.....	.....	.....	.....	.....	.....	.....	.....
Department of State:									
Foreign Service retirement and disability fund .....	-14	.....	-14	-94	.....	-94	-85	.....	-85
Other Defense Civil Programs:									
Military retirement fund .....	-962	.....	-962	-8,493	.....	-8,493	-7,785	.....	-7,785
Office of Personnel Management:									
Civil service retirement and disability fund .....	-1,108	.....	-1,108	-9,400	.....	-9,400	-8,811	.....	-8,811
Social Security Administration (off-budget):									
Federal old-age and survivors insurance trust fund:									
Federal employer contributions .....	-544	.....	-544	-4,823	.....	-4,823	-4,499	.....	-4,499
Payments for military service credits .....	.....	.....	.....	.....	.....	.....	.....	.....	.....
Federal disability insurance trust fund:									
Federal employer contributions .....	-92	.....	-92	-802	.....	-802	-714	.....	-714
Payments for military service credits .....	.....	.....	.....	.....	.....	.....	(* *)	.....	(* *)
Other .....	(* *)	.....	(* *)	(* *)	.....	(* *)	(* *)	.....	(* *)
Total—Employer share, employee retirement .....	-2,936	.....	-2,936	-25,555	.....	-25,555	-23,747	.....	-23,747

**Table 5. Outlays of the U.S. Government, June 2000 and Other Periods—Continued**  
[\$ millions]

Classification	This Month			Current Fiscal Year to Date			Prior Fiscal Year to Date		
	Gross Outlays	Applicable Receipts	Outlays	Gross Outlays	Applicable Receipts	Outlays	Gross Outlays	Applicable Receipts	Outlays
<b>Undistributed offsetting receipts:—Continued</b>									
Interest received by trust funds:									
Judicial Branch:									
Judicial survivors annuity fund .....	(* *)		(* *)	-22		-22	-19		-19
Department of Health and Human Services:									
Federal hospital insurance trust fund .....	-5,346		-5,346	-10,555		-10,555	-9,253		-9,253
Federal supplementary medical insurance trust fund .....	-1,442		-1,442	-2,879		-2,879	-2,773		-2,773
Department of Labor:									
Unemployment trust fund .....	-2,556		-2,556	-5,200		-5,200	-4,773		-4,773
Department of State:									
Foreign Service retirement and disability fund .....	-367		-367	-727		-727	-709		-709
Department of Transportation:									
Oil spill liability trust fund .....	-6		-6	-12		-12	-5		-5
Airport and airway trust fund .....	-354		-354	-769		-769	-675		-675
Highway trust fund .....									
Department of Veterans Affairs:									
National service life insurance fund .....	-434		-434	-884		-884	-933		-933
United States government life insurance fund .....	-2		-2	-5		-5	-5		-5
Corps of Engineers .....	-3		-3	-54		-54	-23		-23
Other Defense Civil Programs:									
Military retirement fund .....	93		93	-11,399		-11,399	-11,210		-11,210
Educational benefits fund .....	-1		-1	-35		-35	-32		-32
Armed Forces Retirement Home .....	-2		-2	-5		-5	-5		-5
Environmental Protection Agency .....	-17		-17	-57		-57	-16		-16
National Aeronautics and Space Administration .....	(* *)		(* *)	-1		-1	-1		-1
Office of Personnel Management:									
Civil service retirement and disability fund .....	-16,700		-16,700	-33,550		-33,550	-33,521		-33,521
Social Security Administration (off-budget):									
Federal old-age and survivors insurance trust fund ...	-27,314		-27,314	-53,394		-53,394	-46,691		-46,691
Federal disability insurance trust fund .....	-3,202		-3,202	-6,241		-6,241	-5,201		-5,201
Independent agencies:									
Railroad Retirement Board .....	-248		-248	-737		-737	-140		-140
Other .....	-3		-3	-38		-38	-60		-60
Other .....	-3		-3	-112		-112	-124		-124
Total—Interest received by trust funds .....	-57,907		-57,907	-126,678		-126,678	-116,170		-116,170
Rents and royalties on the outer continental shelf lands ..		435	-435		3,167	-3,167		2,305	-2,305
Sale of major assets .....									
Spectrum auction proceeds .....		(* *)	(* *)					920	-920
<b>Total—Undistributed offsetting receipts .....</b>	<b>-60,843</b>	<b>435</b>	<b>-61,277</b>	<b>-152,232</b>	<b>3,168</b>	<b>-155,400</b>	<b>-139,917</b>	<b>3,226</b>	<b>-143,143</b>
<b>Total outlays .....</b>	<b>174,975</b>	<b>16,378</b>	<b>158,598</b>	<b>1,517,831</b>	<b>161,063</b>	<b>1,356,768</b>	<b>1,447,214</b>	<b>162,856</b>	<b>1,284,358</b>
<b>Total on-budget .....</b>	<b>163,109</b>	<b>11,190</b>	<b>151,918</b>	<b>1,239,429</b>	<b>111,901</b>	<b>1,127,529</b>	<b>1,174,567</b>	<b>115,290</b>	<b>1,059,277</b>
<b>Total off-budget .....</b>	<b>11,867</b>	<b>5,187</b>	<b>6,679</b>	<b>278,401</b>	<b>49,162</b>	<b>229,239</b>	<b>272,647</b>	<b>47,566</b>	<b>225,081</b>
<b>Total surplus (+) or deficit .....</b>			<b>+56,277</b>			<b>+176,596</b>			<b>+94,284</b>
<b>Total on-budget .....</b>			<b>+16,400</b>			<b>+41,124</b>			<b>-17,277</b>
<b>Total off-budget .....</b>			<b>+39,877</b>			<b>+135,472</b>			<b>+111,561</b>

**MEMORANDUM**

Receipts offset against outlays

[\$ millions]

	Current Fiscal Year to Date	Comparable Period Prior Fiscal Year
Proprietary receipts .....	42,340	40,995
Intrabudgetary transactions .....	242,957	225,357
Governmental receipts .....	2,401	3,133
Total receipts offset against outlays .....	<u>287,698</u>	<u>269,485</u>

<sup>1</sup>Includes a prior period adjustment.

<sup>2</sup>Includes FICA and SECA tax credits, non-contributory military service credits, special benefits for the aged, and credit for unnegotiated OASI benefit checks.

<sup>3</sup>The Postal Service accounting is composed of thirteen 28-day periods. To conform with the MTS calendar-month reporting basis used by all other Federal agencies, the MTS reflects USPS results through June 18th and estimates for \$1,031 million through June 30th.

... No Transactions.

(\* \*) Less than \$500,000.

Note: Details may not add to totals due to rounding.

**Table 6. Means of Financing the Deficit or Disposition of Surplus by the U.S. Government, June 2000 and Other Periods**

[\$ millions]

Assets and Liabilities Directly Related to Budget Off-budget Activity	Net Transactions (-) denotes net reduction of either liability or asset accounts			Account Balances Current Fiscal Year		
	This Month	Fiscal Year to Date		Beginning of		Close of This month
		This Year	Prior Year	This Year	This Month	
<b>Liability accounts:</b>						
Borrowing from the public:						
Public debt securities, issued under general Financing authorities:						
Obligations of the United States, issued by:						
United States Treasury .....	38,768	29,668	112,587	5,641,271	5,632,170	5,670,938
Federal Financing Bank .....	.....	.....	.....	15,000	15,000	15,000
Total, public debt securities .....	38,768	29,668	112,587	5,656,271	5,647,170	5,685,938
Plus premium on public debt securities .....	-17	-135	-149	2,002	1,883	1,867
Less discount on public debt securities .....	-465	-2,206	140	80,698	78,957	78,493
Total public debt securities net of Premium and discount .....	39,216	31,737	112,298	5,577,575	5,570,096	5,609,312
Agency securities, issued under special financing authorities (see Schedule B. for other Agency borrowing, see Schedule C) .....	618	-227	-479	28,505	27,659	28,278
Total federal securities .....	39,835	31,510	111,819	5,606,080	5,597,755	5,637,590
Deduct:						
Federal securities held as investments of government accounts (see Schedule D) .....	62,586	200,968	184,730	1,989,308	2,127,690	2,190,276
Less discount on federal securities held as investments of government accounts .....	-379	433	4,634	16,148	16,960	16,581
Net federal securities held as investments of government accounts .....	62,966	200,535	180,095	1,973,160	2,110,730	2,173,695
Total borrowing from the public .....	-23,131	-169,025	-68,277	3,632,920	3,487,025	3,463,895
Accrued interest payable to the public .....	8,263	-1,032	-1,244	42,603	33,308	41,571
Allocations of special drawing rights .....	85	-247	-174	6,799	6,467	6,552
Deposit funds .....	-237	1,582	2,011	3,997	5,816	5,579
Miscellaneous liability accounts (includes checks outstanding etc.) .....	-5,541	-1,186	-1,509	4,420	8,775	3,234
<b>Total liability accounts .....</b>	<b>-20,561</b>	<b>-169,908</b>	<b>-69,193</b>	<b>3,690,739</b>	<b>3,541,392</b>	<b>3,520,831</b>
<b>Asset accounts (deduct)</b>						
Cash and monetary assets:						
U.S. Treasury operating cash: <sup>1</sup>						
Federal Reserve account .....	762	-433	1,768	6,641	5,445	6,208
Tax and loan note accounts .....	33,587	1,412	12,456	49,817	17,642	51,229
Balance .....	34,350	979	14,224	56,458	23,087	57,437
Special drawing rights:						
Total holdings .....	135	161	-387	10,284	10,310	10,444
SDR certificates issued to Federal Reserve Banks .....	1,000	3,000	1,000	-7,200	-5,200	-4,200
Balance .....	1,135	3,161	613	3,084	5,110	6,244
Reserve position on the U.S. quota in the IMF:						
U.S. subscription to International Monetary Fund:						
Direct quota payments .....	.....	.....	14,763	46,525	46,525	46,525
Maintenance of value adjustments .....	641	-1,873	-1,513	5,027	2,513	3,154
Letter of credit issued to IMF .....	-156	-3,897	-13,789	-30,633	-34,374	-34,530
Dollar deposits with the IMF .....	6	4	-46	-121	-124	-118
Receivable/Payable (-) for interim maintenance of value adjustments .....	-441	1,214	896	-815	839	399
Balance .....	51	-4,552	311	19,982	15,379	15,430
Loans to International Monetary Fund .....	.....	.....	-495	.....	.....	.....
Other cash and monetary assets .....	-726	-46	679	23,983	24,663	23,937
Total cash and monetary assets .....	34,809	-459	15,333	103,507	68,239	103,048
Net Activity, Guaranteed Loan Financing .....	-416	-1,898	315	-18,518	-19,999	-20,416
Net Activity, Direct Loan Financing .....	1,014	9,207	10,445	83,894	92,086	93,100
Miscellaneous asset accounts .....	-366	-2,317	-494	1,496	-455	-821
<b>Total asset accounts .....</b>	<b>35,040</b>	<b>4,533</b>	<b>25,600</b>	<b>170,378</b>	<b>139,871</b>	<b>174,911</b>
<b>Excess of liabilities (+) or assets (-) .....</b>	<b>-55,601</b>	<b>-174,441</b>	<b>-94,793</b>	<b>+3,520,361</b>	<b>+3,401,520</b>	<b>+3,345,920</b>
Transactions not applied to current year's surplus or deficit (see Schedule A for Details) .....	-676	-2,155	508	.....	-1,479	-2,155
<b>Total budget and off-budget federal entities (financing of deficit (+) or disposition of surplus (-)) .....</b>	<b>-56,277</b>	<b>-176,596</b>	<b>-94,284</b>	<b>+3,520,361</b>	<b>+3,400,042</b>	<b>+3,343,765</b>

<sup>1</sup>Major sources of information used to determine Treasury's operating cash income include Federal Reserve Banks, the Treasury Regional Finance Centers, the Internal Revenue Service Centers, the Bureau of the Public Debt and various electronic systems. Deposits are reflected as received and withdrawals are reflected as processed.

... No Transactions.

(\* \*) Less than \$500,000.

Note: Details may not add to totals due to rounding.

**Table 6. Schedule A—Analysis of Change in Excess of Liabilities of the U.S. Government, June 2000 and Other Periods**

Classification	[\$ millions]		
	This Month	Fiscal Year to Date	
		This Year	Prior Year
<b>Excess of liabilities beginning of period:</b>			
Based on composition of unified budget in preceding period .....	3,401,522	3,519,805	3,642,770
Adjustments during current fiscal year for changes in composition of unified budget:			
Revisions by federal agencies to the prior budget results .....	-1	556	2,960
Excess of liabilities beginning of period (current basis) .....	3,401,520	3,520,361	3,645,730
<b>Budget surplus (-) or deficit:</b>			
Based on composition of unified budget in prior fiscal year .....	-56,277	-176,596	-94,284
Changes in composition of unified budget .....			
Total surplus (-) or deficit (Table 2) .....	-56,277	-176,596	-94,284
Total-on-budget (Table 2) .....	-16,400	-41,124	17,277
Total-off-budget (Table 2) .....	-39,877	-135,472	-111,561
<b>Transactions not applied to current year's surplus or deficit:</b>			
Seigniorage .....		-1,224	-518
Premium/Discount on buyback of U.S. Treasury securities .....	678	3,382	
Profit on sale of gold .....	-1	-2	-9
Net gain (-)/Loss for International Monetary Fund			
Loan valuation adjustments .....			19
Total-transactions not applied to current year's surplus or deficit .....	676	2,155	-508
<b>Excess of liabilities close of period .....</b>	<b>3,345,920</b>	<b>3,345,920</b>	<b>3,550,938</b>

**Table 6. Schedule B—Securities Issued by Federal Agencies Under Special Financing Authorities, June 2000 and Other Periods**

Classification	[\$ millions]					
	Net Transactions (-) denotes net reduction of liability accounts			Account Balances Current Fiscal Year		
	This Month	Fiscal Year to Date		Beginning of		Close of This month
This Year		Prior Year	This Year	This Month		
<b>Agency securities, issued under special financing authorities:</b>						
Obligations of the United States, issued by:						
Federal Deposit Insurance Corporation:						
FSLIC resolution fund .....				63	63	63
Obligations guaranteed by the United States, issued by:						
Department of Housing and Urban Development:						
Federal Housing Administration .....	1	71	-75	114	184	185
Obligations not guaranteed by the United States, issued by:						
Legislative Branch:						
Architect of the Capitol .....	1	3	3	175	177	178
Independent agencies:						
Farm Credit System Financial Assistance Corporation .....				864	864	864
National Archives and Records Administration .....		-3	-3	276	274	274
Postal Service .....		-583	-83	634	51	51
Tennessee Valley Authority .....	616	285	-322	26,378	26,046	26,663
<b>Total, agency securities .....</b>	<b>618</b>	<b>-227</b>	<b>-479</b>	<b>28,505</b>	<b>27,659</b>	<b>28,278</b>

... No Transactions.

(\* \*) Less than \$500,000.

Note: Details may not add to totals due to rounding.

**Table 6. Schedule C (Memorandum)—Federal Agency Borrowing Financed Through the Issue of Public Debt Securities, June 2000 and Other Periods**

[\$ millions]

Classification	Transactions			Account Balances Current Fiscal Year		
	This Month	Fiscal Year to Date		Beginning of		Close of This month
		This Year	Prior Year	This Year	This Month	
<b>Borrowing from the Treasury:</b>						
Department of Agriculture:						
Farm Service Agency:						
Commodity Credit Corporation .....	709	-7,537	11,118	29,563	21,316	22,025
Agricultural credit insurance fund .....		1,770	1,306	3,058	4,828	4,828
Farm storage facility loans .....	349	349				349
Natural Resources Conservation Service .....			(* *)	4	4	4
Rural Housing Service:						
Rural community facility loans fund .....		132	199	704	835	835
Rural housing insurance .....		1,028	1,020	7,802	8,830	8,830
Rural Business – Cooperative Service:						
Rural business and industry loans .....		29	22	48	77	77
Rural development loan fund .....		11	17	151	162	162
Rural economic development loan fund .....		6	13	62	68	68
Rural Utilities Service:						
Rural water and waste disposal fund .....		507	633	2,917	3,424	3,424
Rural communication development fund .....				25	25	25
Rural electrification and telecommunications fund .....	-190	446	662	9,585	10,221	10,031
Rural telephone bank .....		51	-80	308	359	359
Distance learning and telemedicine program .....		4	(* *)	1	5	5
Rural development insurance fund .....		-105	-75	1,001	896	896
Foreign Agricultural Service .....			-2	761	761	761
Department of Commerce:						
National Oceanic and Atmospheric Administration:						
Fisheries finance .....	(* *)	10	88	142	151	151
Fishing vessel obligations .....				10	10	10
Department of Education:						
College housing and academic facilities loans .....	-1	-1	3	370	370	369
Federal direct student loan program .....	6,500	10,474	20,782	52,070	56,044	62,544
Department of Energy:						
Bonneville Power Administration fund .....		-52	-64	2,515	2,464	2,464
Department of Housing and Urban Development:						
Housing Programs:						
Federal Housing Administration .....				7,996	7,996	7,996
Housing for the elderly and handicapped .....		-425	-665	4,628	4,203	4,203
Public and Indian housing:						
Low-rent public housing .....		25			25	25
Department of Interior:						
Bureau of Reclamation loan fund .....		21	14	82	102	102
Helium fund .....				252	252	252
Bureau of Indian Affairs .....				26	26	26
Department of Justice:						
Federal Prison Industries, Incorporated .....				20	20	20
Department of State:						
Repatriation loans .....	(* *)	(* *)		(* *)	(* *)	(* *)
Department of Transportation:						
Minority business resource center fund .....		12	13	14	26	26
Federal Aviation Administration:						
Aircraft purchase loan guarantee program .....				(* *)	(* *)	(* *)
Federal Highway Administration:						
Transportation infrastructure finance and innovation fund .....	300	300				300
Federal Railroad Administration:						
Alameda corridor project .....				366	366	366
Railroad rehabilitation and improvement loan fund .....						
Other .....				(* *)	(* *)	(* *)
Maritime Administration .....		8			8	8
Department of Treasury:						
Community development financial institutions fund .....		7	4	9	15	15
Federal Financing Bank revolving fund .....	-590	-4,603	-8,451	28,115	24,102	23,512
Department of Veterans Affairs:						
Veterans housing benefit program fund .....		1,150	1,797	2,523	3,673	3,673
Native American veteran housing fund .....	1	3	10	16	18	19
Vocational rehabilitation loan fund .....	(* *)	2	2	1	3	3
Corps of Engineers:						
Washington aqueduct .....	1	-7	5	23	15	16
Environmental Protection Agency:						
Abatement, control, and compliance loan program .....				38	38	38
Federal Emergency Management Agency:						
National insurance development fund .....		201	216	544	745	745
Disaster assistance loan fund .....			24	59	59	59

**Table 6. Schedule C (Memorandum)—Federal Agency Borrowing Financed Through the Issue of Public Debt Securities, June 2000 and Other Periods—Continued**

[\$ millions]

Classification	Transactions			Account Balances Current Fiscal Year		
	This Month	Fiscal Year to Date		Beginning of		Close of This month
		This Year	Prior Year	This Year	This Month	
<b>Borrowing from the Treasury:—Continued</b>						
General Services Administration:						
Land acquisition and development fund .....				(**)	(**)	(**)
International Assistance Program:						
International Security Assistance:						
Foreign military loan program .....		376	240	1,508	1,884	1,884
Military debt reduction .....		9		7	16	16
Agency for International Development:						
International debt reduction .....		-57		148	92	92
Housing and other credit guaranty programs .....				48	48	48
Microenterprise and small enterprise development .....			1	2	2	2
Overseas Private Investment Corporation .....		3	8	63	66	66
Small Business Administration:						
Business loan fund .....	27	9	17	421	403	430
Disaster loan fund .....	946	120	123	9,404	8,578	9,524
Independent agencies:						
Export-Import Bank of the United States .....		367	2,630	6,603	6,970	6,970
Federal Communications Commission:						
Spectrum auction loan fund .....	1,788	1,788	-42	3,939	3,939	5,727
Presidio trust fund .....				20	20	20
Railroad Retirement Board:						
Rail industry pension fund .....				2,128	2,128	2,128
Social Security equivalent benefit account .....	-2,713	-710	2,244	2,720	4,723	2,010
Smithsonian Institution:						
John F. Kennedy Center parking facilities .....				20	20	20
Tennessee Valley Authority .....				150	150	150
<b>Total agency borrowing from the Treasury financed through public debt securities issued .....</b>	<b>7,129</b>	<b>5,721</b>	<b>33,831</b>	<b>182,988</b>	<b>181,581</b>	<b>188,710</b>
<b>Borrowing from the Federal Financing Bank:</b>						
Department of Agriculture:						
Rural Housing Service:						
Rural housing insurance fund .....	-100	-1,085	-1,565	7,125	6,140	6,040
Rural Utilities Service:						
Rural electrification and telecommunications fund .....	-99	-764	-290	18,485	17,820	17,721
Rural development insurance fund .....			-175	3,410	3,410	3,410
Department of Defense:						
Department of Navy .....				1,624	1,624	1,624
Defense agencies .....		-91	-86	-486	-577	-577
Department of Education:						
Historically Black college and university capital financing fund .....		10	5	11	21	21
Department of Health and Human Services:						
Medical facilities guarantee and loan fund .....				3	3	3
Health maintenance organization loan and loan guarantee fund .....				2	2	2
Department of Housing and Urban Development:						
Low rent housing – loans and other expenses .....		-71	-72	1,420	1,348	1,348
Community development grants .....	(**)	-1	-15	13	12	12
Department of Interior:						
Assistance to territories .....		-1	-1	16	15	15
Department of Transportation:						
Railroad rehabilitation and improvement loan fund .....	(**)	(**)	(**)	4	4	4
General Services Administration:						
Federal buildings fund .....	-22	-81	-58	2,405	2,346	2,324
International Assistance Program:						
Foreign military financing program .....	-31	-157	-155	2,611	2,485	2,454
Small Business Administration:						
Business loan fund .....	-3	-27	-31	194	171	167
Independent agencies:						
National Credit Union Administration .....		40			40	40
Postal Service .....	-334	-2,374	-2,928	6,279	4,239	3,905
<b>Total borrowing from the Federal Financing Bank .....</b>	<b>-590</b>	<b>-4,603</b>	<b>-5,370</b>	<b>43,116</b>	<b>39,103</b>	<b>38,513</b>

Note: This table includes lending by the Federal Financing Bank accomplished by the purchase of agency financial assets, by the acquisition of agency debt securities, and by direct loans on behalf of an agency. The Federal Financing Bank borrows from Treasury and issues its own securities and in turn may loan these funds to agencies in lieu of agencies borrowing directly through Treasury or issuing their own securities.

... No Transactions.

(\*\* ) Less than \$500,000.

Note: Details may not add to totals due to rounding.

**Table 6. Schedule D—Investments of Federal Government Accounts in Federal Securities, June 2000 and Other Periods**

[\$ millions]

Classification	Net Purchases or Sales (-)			Securities Held as Investments Current Fiscal Year		
	This Month	Fiscal Year to Date		Beginning of		Close of This month
		This Year	Prior Year	This Year	This Month	
<b>Federal funds:</b>						
Department of Agriculture .....	1	7	5	18	24	25
Department of Commerce .....	.....	-1	(* *)	11	10	10
Department of Defense—Military:						
Defense cooperation account .....	.....	(* *)	(* *)	1	1	1
Department of Energy .....	-35	1,998	3,653	16,848	18,882	18,846
Department of Housing and Urban Development:						
Housing Programs:						
Federal Housing Administration fund .....	529	2,039	2,402	14,947	16,457	16,986
Government National Mortgage Association:						
Guarantees of mortgage-backed securities .....	11	311	214	5,781	6,081	6,092
Other .....	.....	-205	34	205	.....	.....
Department of the Interior .....	-23	81	90	2,446	2,550	2,527
Department of Labor .....	91	1,305	597	9,375	10,589	10,680
Department of Transportation .....	1	3	-41	103	104	106
Department of the Treasury .....	-928	-2,686	379	15,676	13,918	12,990
Department of Veterans Affairs:						
Canteen service revolving fund .....	1	1	-3	37	37	39
Veterans reopened insurance fund .....	15	2	5	509	496	511
Servicemen's group life insurance fund .....	(* *)	(* *)	(* *)	5	5	5
Independent agencies:						
Export-Import Bank of the United States .....	54	711	688	1,017	1,674	1,728
Federal Deposit Insurance Corporation:						
Bank insurance fund .....	-14	635	983	28,359	29,008	28,993
Savings association insurance fund .....	26	483	462	10,144	10,601	10,627
FSLIC resolution fund .....	14	50	75	2,304	2,340	2,354
National Credit Union Administration .....	5	176	295	4,159	4,330	4,335
Postal Service .....	.....	-809	-1,000	809	.....	.....
Other .....	521	770	124	2,738	2,986	3,508
Other .....	(* *)	-317	299	4,626	4,309	4,309
Total public debt securities .....	269	4,555	9,262	120,117	124,403	124,672
<b>Total Federal funds .....</b>	<b>269</b>	<b>4,555</b>	<b>9,262</b>	<b>120,117</b>	<b>124,403</b>	<b>124,672</b>
<b>Trust funds:</b>						
Legislative Branch:						
Library of Congress .....	-3	-3	7	33	33	30
United States Tax Court .....	.....	(* *)	(* *)	7	7	7
Other .....	1	2	1	37	38	39
Judicial Branch:						
Judicial retirement funds .....	-3	51	44	444	498	495
Department of Agriculture .....	.....	11	9	.....	11	11
Department of Commerce .....	.....	.....	(* *)	.....	.....	.....
Department of Defense—Military:						
Voluntary separation incentive fund .....	-15	45	62	889	949	934
Other .....	-3	-4	-4	60	60	57



**Table 6. Schedule D—Investments of Federal Government Accounts in Federal Securities, June 2000 and Other Periods—Continued**

[\$ millions]

Classification	Net Purchases or Sales (-)			Securities Held as Investments Current Fiscal Year		
	This Month	Fiscal Year to Date		Beginning of		Close of This month
		This Year	Prior Year	This Year	This Month	
<b>Trust Funds—Continued</b>						
Department of Health and Human Services:						
Federal hospital insurance trust fund .....	8,263	8,081	21,341	153,767	153,584	161,848
Federal supplementary medical insurance trust fund .....	-1,010	18,737	-3,548	26,528	46,275	45,265
Other .....	10	83	73	1,446	1,519	1,529
Department of the Interior .....	.....	-387	-5	387	(* *)	(* *)
Department of Justice .....	-5	77	-65	22	104	99
Department of Labor:						
Unemployment trust fund .....	1,373	8,558	6,304	77,358	84,542	85,915
Other .....	-11	-29	-38	57	39	28
Department of State:						
Foreign Service retirement and disability fund .....	338	598	552	10,131	10,390	10,728
Other .....	.....	1	(* *)	.....	1	1
Department of Transportation:						
Airport and airway trust fund .....	232	707	3,312	12,414	12,888	13,121
Highway trust fund .....	252	-533	7,243	28,083	27,297	27,550
Other .....	-4	112	-12	2,212	2,329	2,325
Department of Treasury .....	-28	-82	-95	311	257	229
Department of Veterans Affairs:						
General post fund, national homes .....	-3	2	(* *)	51	55	52
National service life insurance .....	343	112	203	11,954	11,723	12,066
United States government life insurance fund .....	1	-4	-3	80	75	76
Veterans special life insurance fund .....	64	70	63	1,666	1,671	1,735
Corps of Engineers .....	-4	4	263	1,976	1,984	1,980
Other Defense Civil Programs:						
Military retirement fund .....	-1,790	12,249	11,167	141,274	155,312	153,522
Other .....	-2	59	14	776	837	835
Environmental Protection Agency .....	-106	-91	-356	6,052	6,066	5,961
Federal Emergency Management Agency .....	.....	(* *)	1	2	1	1
National Aeronautics and Space Administration .....	(* *)	(* *)	(* *)	13	14	13
Office of Personnel Management:						
Civil service retirement and disability fund:						
Public debt securities .....	14,713	13,338	16,141	480,640	479,264	493,977
Agency securities .....	.....	-583	-3,283	634	51	51
Employees life insurance fund .....	42	1,272	1,036	20,755	21,985	22,027
Employees and retired employees health benefits fund .....	20	233	-149	5,835	6,048	6,068
Social Security Administration:						
Federal old-age and survivors insurance trust fund .....	34,482	115,722	96,006	762,226	843,466	877,948
Federal disability insurance trust fund .....	5,169	17,998	13,920	92,666	105,495	110,663
Independent agencies:						
Harry S. Truman Memorial Scholarship trust fund .....	(* *)	1	1	57	58	58
Japan-United States Friendship Commission .....	(* *)	1	26	42	43	43
Railroad Retirement Board .....	31	211	1,840	24,345	24,525	24,556
Other .....	-31	-204	3,396	3,964	3,791	3,760
Total public debt securities .....	62,317	196,996	178,751	1,868,557	2,003,236	2,065,553
Total agency securities .....	.....	-583	-3,283	634	51	51
<b>Total trust funds .....</b>	<b>62,317</b>	<b>196,413</b>	<b>175,468</b>	<b>1,869,191</b>	<b>2,003,287</b>	<b>2,065,604</b>
<b>Grand total .....</b>	<b>62,586</b>	<b>200,968</b>	<b>184,730</b>	<b>1,989,308</b>	<b>2,127,690</b>	<b>2,190,276</b>

... No Transactions.  
 (\* \*) Less than \$500,000.

Note: Investments are in public debt securities unless otherwise noted.  
 Note: Details may not add to totals due to rounding.

**Table 6. Schedule E—Net Activity, Guaranteed and Direct Loan Financing, June 2000 and Other Periods**

[\$ millions]

Classification	Net Transactions (-) denotes net reduction of asset accounts			Account Balances Current Fiscal Year		
	This Month	Fiscal Year to Date		Beginning of		Close of This month
		This Year	Prior Year	This Year	This Month	
<b>Guaranteed Loan Financing Activity:</b>						
Department of Agriculture:						
Farm Service Agency:						
Commodity Credit Corporation export fund .....	2	-200	-38	-484	-685	-684
Agricultural credit insurance fund .....	42	19	-18	-275	-298	-256
Rural Housing Service:						
Rural community facility loans .....	(* *)	(* *)	4	1	1	1
Rural housing insurance fund .....	-3	19	2	-210	-187	-191
Rural Business-Cooperative Service:						
Rural business and industry loans .....	-3	32	-48	-87	-52	-55
Rural Utilities Service:						
Rural water and waste disposal fund .....	.....	(* *)	(* *)	-24	-24	-24
Department of Commerce:						
National Oceanic and Atmospheric Administration:						
Fishing vessel obligations .....	(* *)	(* *)	-1	7	7	7
Department of Defense—Military .....	.....	-1	-1	-4	-4	-4
Department of Education:						
Office of Student Financial Assistance:						
Federal family education loans .....	-358	-128	-278	-8,876	-8,645	-9,004
Department of Health and Human Services:						
Health Resources and Services Administration:						
Health center loans .....	.....	.....	(* *)	-1	-1	-1
Health education assistance loans .....	(* *)	9	-14	-299	-290	-290
Department of Housing and Urban Development:						
Public and Indian Housing Programs:						
Indian housing loans .....	(* *)	-1	-1	-6	-7	-8
Community Planning and Development:						
Community development loans .....	.....	-1	-7	-16	-16	-16
Housing Programs:						
FHA-Mutual mortgage insurance loans .....	-44	-337	637	3,480	3,187	3,143
FHA-General and special risk fund .....	-21	-83	201	-364	-426	-447
Government National Mortgage Association:						
Guarantees of mortgaged-backed securities .....	-31	-278	-312	-508	-755	-786
Department of the Interior:						
Bureau of Indian Affairs .....	-1	-9	-1	-29	-37	-38
Department of Transportation:						
Maritime Administration .....	-2	-29	-16	-190	-217	-219
Department of Veterans Affairs:						
Veterans Benefits Administration:						
Veterans housing benefit program fund .....	-57	-149	-187	-4,547	-4,639	-4,696
International Assistance Program:						
Agency for International Development:						
Ukraine export credit insurance fund .....	.....	.....	.....	-30	-30	-30
Loan guarantees to Israel .....	.....	.....	.....	-550	-550	-550
Urban and environmental credit guaranteed loans .....	3	4	-2	-68	-67	-64
Microenterprise and small enterprise development .....	(* *)	(* *)	1	-2	-2	-2
Development credit authority loan fund .....	(* *)	(* *)	.....	.....	(* *)	(* *)
Overseas Private Investment Corporation .....	6	-38	-68	-371	-415	-409
Small Business Administration:						
Business loan fund .....	-22	13	519	-822	-787	-809
Independent agencies:						
Export-Import Bank of the United States .....	74	-740	-58	-4,245	-5,059	-4,986
<b>Net Activity, Guaranteed Loan Financing .....</b>	<b>-416</b>	<b>-1,898</b>	<b>315</b>	<b>-18,518</b>	<b>-19,999</b>	<b>-20,416</b>
<b>Direct Loan Financing Activity:</b>						
Department of Agriculture:						
Farm Service Agency:						
Agricultural credit insurance fund .....	-282	-165	358	2,696	2,813	2,531
Natural Resources Conservation Service:						
Agricultural resource conservation demonstration program .....	.....	1	2	-2	-1	-1
Rural Housing Service:						
Rural community facility loans fund .....	11	45	77	459	493	504
Rural housing insurance fund .....	37	146	136	7,607	7,716	7,753
Rural Business-Cooperative Service:						
Rural business and industry loan fund .....	3	13	17	43	52	55
Rural development loan fund .....	1	8	18	131	138	139

**Table 6. Schedule E—Net Activity, Guaranteed and Direct Loan Financing, June 2000 and Other Periods—Continued**

[\$ millions]

Classification	Net Transactions (-) denotes net reduction of asset accounts			Account Balances Current Fiscal Year		
	This Month	Fiscal Year to Date		Beginning of		Close of This month
		This Year	Prior Year	This Year	This Month	
<b>Direct Loan Financing Activity:—Continued</b>						
Department of Agriculture:—Continued						
Rural economic development loan fund .....	1	(*)	12	54	52	53
Rural Utilities Service:						
Rural water and waste disposal loans .....	25	252	221	1,940	2,167	2,192
Rural electrification and telecommunications fund .....	53	624	361	5,402	5,972	6,026
Rural telephone bank .....	(*)	(*)	24	205	205	205
Distance learning and telemedicine program .....	(*)	(*)	(*)	1	1	1
Rural development insurance fund .....	.....	.....	.....	1,065	1,065	1,065
Foreign Agricultural Service:						
P.L. 480 direct loan fund .....	-1	12	12	417	429	428
International debt reduction .....	(*)	(*)	-6	34	34	34
P.L. 480, title 1, Food for progress credits .....	.....	-16	-15	180	164	164
Department of Commerce:						
National Oceanic and Atmospheric Administration:						
Fisheries finance .....	-1	-1	90	124	124	123
Department of Education:						
Office of Postsecondary Education:						
College housing and academic facilities loans .....	5	5	4	18	18	23
Historically Black college and university capital financing fund .....	.....	10	5	11	21	21
Office of Student Financial Assistance:						
Federal direct student loan program .....	270	6,806	8,113	46,852	53,388	53,658
Department of Housing and Urban Development:						
Housing Programs:						
FHA-Mutual mortgage insurance loans .....	3	2	-1	-1	-2	(*)
FHA-General and special risk fund .....	(*)	(*)	3	(*)	(*)	(*)
Department of the Interior:						
Bureau of Reclamation .....	1	5	4	81	84	86
Bureau of Indian Affairs .....	(*)	-2	-3	24	22	22
Department of State:						
Administration of Foreign Affairs:						
Repatriation loans .....	(*)	(*)	(*)	-2	-2	-2
Department of Transportation:						
Office of the Secretary:						
Minority business resource center .....	-1	-1	(*)	7	7	6
Federal Highway Administration:						
Transportation infrastructure finance and innovation fund .....	-9	-9	.....	.....	.....	-9
Federal Railroad Administration:						
Alameda corridor project .....	.....	.....	.....	366	366	366
Railroad rehabilitation and improvement loan fund .....	(*)	(*)	(*)	2	2	2
Amtrak corridor improvement loans .....	.....	.....	.....	-1	-1	-1
Department of the Treasury:						
Departmental Offices:						
Community development financial institutions fund .....	(*)	2	1	7	8	8
Financial Management Service .....	.....	.....	.....	(*)	(*)	(*)
Department of Veterans Affairs:						
Veterans Benefits Administration:						
Veterans housing benefit program fund .....	-257	-196	101	1,559	1,620	1,363
Native American veteran housing fund .....	(*)	(*)	(*)	16	15	15
Vocational rehabilitation loan fund .....	(*)	(*)	(*)	1	1	1
Environmental Protection Agency:						
Abatement, control, and compliance loan program .....	(*)	-4	-4	34	30	30
Federal Emergency Management Agency:						
Disaster assistance loan fund .....	-68	-68	16	58	58	-11
International Assistance Program:						
International Security Assistance:						
Foreign military loan program .....	-1	-192	-122	1,429	1,238	1,237
Military debt reduction .....	(*)	-3	-1	7	3	3
Agency for International Development:						
International debt reduction .....	.....	-3	-8	83	80	80
Microenterprise and small enterprise development .....	.....	(*)	(*)	2	1	1
Overseas Private Investment Corporation .....	-4	-9	-1	39	34	31
Small Business Administration:						
Business loan fund .....	1	-20	-4	84	64	64
Disaster loan fund .....	-23	735	305	3,982	4,741	4,718
Independent agencies:						
Export-Import Bank of the United States .....	-101	282	950	4,986	5,368	5,268
Federal Communications Commission:						
Spectrum auction loan fund .....	1,353	949	-216	3,898	3,494	4,847
<b>Net Activity, Direct Loan Financing .....</b>	<b>1,014</b>	<b>9,207</b>	<b>10,445</b>	<b>83,894</b>	<b>92,086</b>	<b>93,100</b>

Note: Federal credit programs provide benefits to the public in the form of direct loans and loan guarantees. This table reflects cash transactions and balances of the nonbudgetary financing fund accounts that result from the disbursement of loans, collection of fees, repayment of principle, sale of collateral, interest, and subsidy received from the credit program accounts at net present value in accordance with the *Credit Reform Act of 1990*. Unreimbursed costs such as

administrative expenses and subsidy payments are reported on a cash basis and included within each program's budgetary totals in Table 5.

... No Transactions.

(\*) Less than \$500,000.

Note: Details may not add to totals due to rounding.

**Table 7. Receipts and Outlays of the U.S. Government by Month, Fiscal Year 2000**  
 [\$ millions]

Classification	Oct.	Nov.	Dec.	Jan.	Feb.	March	April	May	June	July	Aug.	Sept.	Fiscal Year To Date	Com-parable Period Prior F.Y.
<b>Receipts:</b>														
Individual income taxes .....	63,505	57,477	94,535	111,306	45,731	44,789	184,237	63,687	100,458				765,725	669,518
Corporation income taxes .....	2,180	1,653	44,946	5,335	1,777	24,272	27,694	5,773	40,534				154,164	137,343
Social insurance and retirement receipts:														
Employment and general retirement .....	42,412	45,759	47,742	58,819	47,859	52,565	65,095	49,212	60,034				469,498	436,734
Unemployment insurance .....	1,049	2,868	266	1,319	2,280	317	2,557	10,778	311				21,744	20,490
Other retirement .....	418	386	412	346	376	447	370	403	426				3,584	3,369
Excise taxes .....	4,181	6,072	5,709	5,316	5,076	5,722	5,934	5,391	6,093				49,495	52,112
Estate and gift taxes .....	2,554	2,465	2,575	2,116	1,768	2,379	4,243	2,480	2,087				22,666	21,375
Customs duties .....	1,788	1,621	1,612	1,457	1,212	1,681	1,503	1,598	1,767				14,238	13,069
Miscellaneous receipts .....	2,948	3,075	3,398	3,464	2,597	3,412	3,515	6,678	3,165				32,250	24,632
<b>Total—Receipts this year .....</b>	<b>121,035</b>	<b>121,375</b>	<b>201,196</b>	<b>189,478</b>	<b>108,675</b>	<b>135,582</b>	<b>295,148</b>	<b>146,002</b>	<b>214,875</b>				<b>1,533,364</b>	<b>.....</b>
<b>(On-budget) .....</b>	<b>89,009</b>	<b>86,909</b>	<b>162,772</b>	<b>143,838</b>	<b>71,090</b>	<b>94,587</b>	<b>244,662</b>	<b>107,469</b>	<b>168,318</b>				<b>1,168,653</b>	<b>.....</b>
<b>(Off-budget) .....</b>	<b>32,026</b>	<b>34,466</b>	<b>38,424</b>	<b>45,640</b>	<b>37,585</b>	<b>40,996</b>	<b>50,486</b>	<b>38,533</b>	<b>46,556</b>				<b>364,712</b>	<b>.....</b>
<i>Total—Receipts prior year .....</i>	<i>119,974</i>	<i>113,978</i>	<i>178,646</i>	<i>171,728</i>	<i>99,502</i>	<i>130,416</i>	<i>266,229</i>	<i>98,663</i>	<i>199,507</i>				<i>.....</i>	<i>1,378,642</i>
<i>(On budget) .....</i>	<i>90,064</i>	<i>81,836</i>	<i>143,338</i>	<i>129,927</i>	<i>65,146</i>	<i>92,548</i>	<i>219,490</i>	<i>62,723</i>	<i>156,929</i>				<i>.....</i>	<i>1,042,000</i>
<i>(Off budget) .....</i>	<i>29,910</i>	<i>32,142</i>	<i>35,309</i>	<i>41,801</i>	<i>34,356</i>	<i>37,867</i>	<i>46,739</i>	<i>35,940</i>	<i>42,578</i>				<i>.....</i>	<i>336,642</i>
<b>Outlays</b>														
Legislative Branch .....	499	238	233	229	192	237	209	271	219				2,328	2,000
Judicial Branch .....	396	322	316	304	315	408	306	319	323				3,008	2,859
Department of Agriculture:														
Commodity Credit Corporation and Foreign Agricultural Service .....	6,285	7,305	3,939	3,894	1,329	968	1,140	277	702				25,840	19,353
Other .....	3,291	3,684	3,866	3,686	3,485	3,215	3,327	3,564	3,768				31,886	31,975
Department of Commerce .....	447	531	511	380	503	729	731	1,406	983				6,221	3,767
Department of Defense:														
Military:														
Military Personnel .....	5,907	5,890	8,366	3,268	6,099	8,585	3,521	6,003	9,032				56,670	51,038
Operation and Maintenance .....	6,615	8,651	9,299	7,650	8,644	10,290	8,366	8,713	9,238				77,466	69,352
Procurement .....	4,062	3,818	5,939	2,989	3,552	5,714	3,858	4,097	5,146				39,176	36,176
Research, Development, Test, and Evaluation .....	2,854	2,696	4,301	2,369	2,775	4,373	2,682	2,918	3,959				28,927	28,118
Military Construction .....	463	417	709	252	447	390	307	456	421				3,862	4,075
Family Housing .....	252	236	290	275	254	305	280	274	304				2,471	2,662
Revolving and Management funds .....	162	332	1,118	-241	-144	672	-123	525	304				2,604	1,108
Other .....	2,279	-511	-69	-4	-450	-2,051	1,534	-279	120				569	1,443
<b>Total Military .....</b>	<b>22,593</b>	<b>21,529</b>	<b>29,953</b>	<b>16,557</b>	<b>21,178</b>	<b>28,278</b>	<b>20,425</b>	<b>22,708</b>	<b>28,523</b>				<b>211,744</b>	<b>193,973</b>
Department of Education .....	3,097	2,309	3,037	2,756	3,185	4,293	2,534	2,997	2,689				26,897	25,633
Department of Energy .....	1,328	1,219	1,583	837	1,029	1,136	1,080	1,222	1,384				10,819	11,877
Department of Health and Human Services:														
Public Health Service .....	2,113	2,318	2,409	2,326	2,348	2,437	2,119	2,427	2,513				21,011	19,072
Health Care Financing Administration:														
Grants to States for Medicaid .....	9,546	9,217	10,389	8,588	9,053	10,692	9,581	9,478	10,413				86,956	79,965
Federal hospital ins. trust fund .....	10,334	10,718	12,253	7,813	11,088	14,008	8,731	11,388	12,265				98,597	98,201
Federal supp. med. ins. trust fund .....	6,875	7,195	9,441	5,856	7,091	8,394	5,658	7,636	9,666				67,813	59,848
Other .....	5,198	5,363	5,854	8,217	4,987	6,929	8,271	5,464	6,722				57,006	53,105
Administration for Children and Families .....	2,688	2,622	3,715	2,969	3,162	3,677	3,121	2,897	3,044				27,895	25,878
Other .....	-6,757	-6,947	-7,429	-9,818	-6,916	-8,037	-9,880	-7,035	-8,312				-71,132	-67,701
Department of Housing and Urban Development .....	2,844	2,635	4,263	630	2,292	3,667	1,924	2,732	3,573				24,560	22,853
Department of the Interior .....	1,021	618	926	572	706	565	597	491	783				6,279	5,662
Department of Justice .....	1,459	1,930	1,532	1,572	1,567	1,876	1,438	1,894	1,604				14,872	13,685
Department of Labor:														
Unemployment trust fund .....	1,630	1,705	2,140	2,301	2,475	2,518	2,023	1,916	1,892				18,600	19,159
Other .....	606	673	1,160	731	97	-168	566	485	729				4,878	5,117
Department of State .....	466	553	1,280	517	545	481	483	486	478				5,288	4,878
Department of Transportation:														
Highway trust fund .....	2,032	2,236	2,039	1,786	1,326	1,932	1,766	2,158	2,123				17,398	15,466
Other .....	1,958	1,914	1,775	1,412	1,612	1,811	1,414	1,742	2,105				15,743	14,088
Department of the Treasury:														
Interest on the public debt .....	19,373	25,690	73,268	19,690	20,779	20,889	19,879	26,802	75,884				302,254	292,728
Other .....	407	-170	1,492	1,548	13,230	8,076	3,016	2,312	1,106				31,016	34,400
Department of Veterans Affairs:														
Compensation and pensions .....	1,765	1,760	3,482	124	1,866	3,610	147	1,871	3,583				18,208	15,787
National service life .....	81	68	83	76	97	102	98	78	89				773	733
United States Government Life .....	1	1	1	1	1	1	1	1	1				9	9
Other .....	1,842	1,953	1,743	1,781	1,779	2,144	1,928	2,065	1,606				16,840	15,960

**Table 7. Receipts and Outlays of the U.S. Government by Month, Fiscal Year 2000—Continued**  
 [\$ millions]

Classification	Oct.	Nov.	Dec.	Jan.	Feb.	March	April	May	June	July	Aug.	Sept.	Fiscal Year To Date	Comparable Period Prior F.Y.
<b>Outlays—Continued</b>														
Corps of Engineers .....	254	381	505	273	353	332	327	330	423				3,177	2,981
Other Defense Civil Programs .....	2,648	2,704	2,700	2,749	2,752	2,771	2,779	2,765	2,742				24,611	24,013
Environmental protection .....	536	566	617	518	532	691	553	637	629				5,278	4,972
Executive Office of the President .....	22	19	20	20	48	25	21	23	20				219	356
Federal Emergency Management Agency .....	423	460	366	266	281	233	208	216	279				2,732	3,548
General Services Administration .....	-23	530	-305	-52	-9	137	45	101	46				470	255
International Assistance Program:														
International Security Assistance .....	178	142	2,856	-49	96	806	179	223	564				4,995	4,660
Multilateral Assistance .....	275	3	27	291	161	60	319	36	156				1,329	1,463
International Development Assistance .....	154	468	343	90	299	72	308	213	295				2,243	1,830
Other .....	103	425	-735	517	431	-569	651	27	-487				364	1,001
National Aeronautics and Space Administration .....	983	1,205	1,305	818	1,030	1,214	1,065	1,183	1,276				10,078	10,239
National Science Foundation .....	256	278	294	222	315	281	252	258	318				2,475	2,354
Office of Personnel Management .....	3,959	3,734	4,175	4,207	3,768	4,081	4,360	3,820	4,082				36,188	35,217
Small Business Administration .....	11	77	43	49	-962	166	213	37	51				-313	-371
Social Security Administration:														
Federal old-age and survivors ins. trust fund (off-budget) .....	28,236	28,115	28,325	28,793	28,814	28,909	28,971	30,744	33,318				264,225	254,007
Federal disability ins. trust fund (off-budget) .....	4,492	4,418	4,509	4,618	4,636	4,725	4,714	4,730	4,875				41,717	38,673
Other .....	2,421	2,508	4,885	74	2,506	4,854	74	2,626	4,916				24,864	22,185
Independent agencies:														
Fed. Deposit Ins. Corp:														
Bank insurance fund .....	435	-163	70	-121	-204	-59	-142	-410	20				-575	-896
Savings association insurance fund .....	-5	-105	-13	-107	-69	10	-8	-125	-20				-442	-349
FSLIC resolution fund:														
RTC closeout .....	-297	-118	-123	-160	-895	-114	361	-93	-40				-1,480	-2,663
Other .....	41	-9	-17	-10	-14	-17	3	-13	-14				-49	-76
Office of Inspector General .....								14					14	7
Postal Service:														
Public enterprise funds (off-budget) .....	242	263	-1,370	-254	-524	328	-419	84	-346				-1,995	-1,623
Payments to the Postal Service fund .....	100												100	29
Tennessee Valley Authority .....	-46	52	122	2	-143	-25	-86	25	81				-18	103
Other independent agencies .....	1,889	2,233	1,859	511	1,358	1,568	1,220	1,478	-3,764				8,352	5,255
Undistributed offsetting receipts:														
Employer share, employee retirement .....	-2,864	-2,790	-2,857	-2,704	-2,767	-2,963	-2,755	-2,918	-2,936				-25,555	-23,747
Interest received by trust funds .....	-121	-5,528	-54,561	-145	-1,523	-1,119	-100	-5,674	-57,907				-126,678	-116,170
Rents and royalties on outer continental shelf lands .....	-31	-651	-183	-424	-263	-307	-93	-779	-435				-3,167	-2,305
Sale of major assets .....														
Other .....	(*)	(*)	(*)		(*)	(*)	(*)	(*)	(*)				-1	-921
<b>Totals this year:</b>														
<b>Total outlays .....</b>	<b>147,690</b>	<b>148,406</b>	<b>168,114</b>	<b>127,326</b>	<b>150,409</b>	<b>170,962</b>	<b>135,651</b>	<b>149,612</b>	<b>158,598</b>				<b>1,356,768</b>	.....
(On-budget) .....	<b>119,494</b>	<b>116,386</b>	<b>165,503</b>	<b>97,451</b>	<b>118,340</b>	<b>137,864</b>	<b>105,742</b>	<b>114,829</b>	<b>151,918</b>				<b>1,127,529</b>	.....
(Off-budget) .....	<b>28,196</b>	<b>32,020</b>	<b>2,611</b>	<b>29,874</b>	<b>32,069</b>	<b>33,098</b>	<b>29,909</b>	<b>34,783</b>	<b>6,679</b>				<b>229,239</b>	.....
<b>Total-surplus (+) or deficit (-) .....</b>	<b>-26,655</b>	<b>-27,031</b>	<b>+33,081</b>	<b>+62,152</b>	<b>-41,734</b>	<b>-35,380</b>	<b>+159,497</b>	<b>-3,611</b>	<b>+56,277</b>				<b>+176,596</b>	.....
(On-budget) .....	<b>-30,486</b>	<b>-29,477</b>	<b>-2,732</b>	<b>+46,387</b>	<b>-47,250</b>	<b>-43,278</b>	<b>+138,920</b>	<b>-7,360</b>	<b>+16,400</b>				<b>+41,124</b>	.....
(Off-budget) .....	<b>+3,830</b>	<b>+2,446</b>	<b>+35,813</b>	<b>+15,765</b>	<b>+5,516</b>	<b>+7,897</b>	<b>+20,577</b>	<b>+3,750</b>	<b>+39,877</b>				<b>+135,472</b>	.....
<b>Total borrowing from the public ...</b>	<b>5,754</b>	<b>6,132</b>	<b>35,749</b>	<b>-83,985</b>	<b>17,131</b>	<b>39,746</b>	<b>-112,667</b>	<b>-53,755</b>	<b>-23,131</b>				<b>-169,025</b>	<b>-68,277</b>
<i>Total-outlays prior year .....</i>	<i>152,413</i>	<i>130,915</i>	<i>183,803</i>	<i>101,223</i>	<i>141,839</i>	<i>152,825</i>	<i>152,770</i>	<i>122,631</i>	<i>145,939</i>				.....	<i>1,284,358</i>
(On-budget) .....	<i>123,752</i>	<i>99,975</i>	<i>149,258</i>	<i>102,385</i>	<i>110,647</i>	<i>122,211</i>	<i>123,474</i>	<i>91,435</i>	<i>136,141</i>				.....	<i>1,059,277</i>
(Off-budget) .....	<i>28,661</i>	<i>30,940</i>	<i>34,544</i>	<i>-1,162</i>	<i>31,192</i>	<i>30,614</i>	<i>29,296</i>	<i>31,197</i>	<i>9,798</i>				.....	<i>225,081</i>
<i>Total-surplus (+) or deficit (-) prior year .....</i>	<i>-32,440</i>	<i>-16,937</i>	<i>-5,156</i>	<i>+70,505</i>	<i>-42,337</i>	<i>-22,409</i>	<i>+113,459</i>	<i>-23,969</i>	<i>+53,568</i>				.....	<i>+94,284</i>
(On-budget) .....	<i>-33,688</i>	<i>-18,139</i>	<i>-5,921</i>	<i>+27,542</i>	<i>-45,501</i>	<i>-29,662</i>	<i>+96,016</i>	<i>-28,712</i>	<i>+20,788</i>				.....	<i>-17,277</i>
(Off-budget) .....	<i>+1,249</i>	<i>+1,202</i>	<i>+765</i>	<i>+42,963</i>	<i>+3,164</i>	<i>+7,253</i>	<i>+17,443</i>	<i>+4,744</i>	<i>+32,779</i>				.....	<i>+111,561</i>

... No transactions.  
 (\*) Less than \$500,000.  
 Note: Details may not add to totals due to rounding.

**Table 8. Trust Fund Impact on Budget Results and Investment Holdings as of June 30, 2000**

[\$ millions]

Classification	This Month			Fiscal Year to Date			Securities held as Investments Current Fiscal Year		
	Receipts	Outlays	Excess	Receipts	Outlays	Excess	Beginning of		Close of This Month
							This Year	This Month	
<b>Trust receipts, outlays, and investments held:</b>									
Airport and airway .....	1,306	859	447	7,377	6,559	818	12,414	12,888	13,121
Black lung disability .....	24	41	-17	367	353	14	.....	.....	.....
Federal disability insurance .....	10,044	4,875	5,169	59,696	41,717	17,979	92,666	105,495	110,663
Federal employees life and health .....	.....	-45	45	.....	-1,373	1,373	26,590	28,034	28,095
Federal employees retirement .....	18,616	3,823	14,793	47,613	34,209	13,404	491,855	490,210	505,259
Federal hospital insurance .....	20,476	12,327	8,149	122,637	99,231	23,406	153,767	153,584	161,848
Federal old-age and survivors insurance ...	67,680	33,318	34,362	379,724	264,225	115,499	762,226	843,466	877,948
Federal supplementary medical insurance ..	8,622	9,666	-1,045	67,355	67,813	-458	26,528	46,275	45,265
Hazardous substance superfund .....	32	143	-111	934	1,161	-227	4,593	4,523	4,405
Highways .....	3,799	2,548	1,251	24,377	24,371	6	28,083	27,297	27,550
Military advances .....	1,185	883	302	8,617	8,307	310	.....	.....	.....
Military retirement .....	869	2,753	-1,885	35,193	24,547	10,647	141,274	155,312	153,522
Railroad retirement .....	3,901	906	2,995	7,859	6,383	1,476	24,345	24,525	24,556
Unemployment .....	2,925	1,898	1,027	27,293	18,661	8,632	77,358	84,542	85,915
Veterans life insurance .....	450	39	411	1,042	864	178	13,699	13,469	13,877
All other trust .....	243	1,001	-758	2,829	8,058	-5,229	13,793	13,666	13,579
<b>Total trust fund receipts and outlays and investments held from Table 6-D .....</b>	<b>140,171</b>	<b>75,035</b>	<b>65,135</b>	<b>792,914</b>	<b>605,088</b>	<b>187,826</b>	<b>1,869,191</b>	<b>2,003,287</b>	<b>2,065,604</b>
Less: Interfund transactions .....	74,481	74,481	.....	265,144	265,144	.....	.....	.....	.....
Trust fund receipts and outlays on the basis of Tables 4 & 5 .....	65,689	554	65,135	527,770	339,943	187,826	.....	.....	.....
<b>Total Federal fund receipts and outlays .....</b>	<b>149,423</b>	<b>158,282</b>	<b>-8,858</b>	<b>1,006,073</b>	<b>1,017,304</b>	<b>-11,230</b>	.....	.....	.....
Less: Interfund transactions .....	238	238	.....	479	479	.....	.....	.....	.....
Federal fund receipts and outlays on the basis of Table 4 & 5 .....	149,185	158,044	-8,858	1,005,595	1,016,825	-11,230	.....	.....	.....
<b>Net budget receipts &amp; outlays .....</b>	<b>214,875</b>	<b>158,598</b>	<b>56,277</b>	<b>1,533,364</b>	<b>1,356,768</b>	<b>176,596</b>	.....	.....	.....

Note: Interfund receipts and outlays are transactions between Federal funds and trust funds such as Federal payments and contributions, and interest and profits on investments in Federal securities. They have no net effect on overall budget receipts and outlays since the receipts side

of such transactions is offset against budget outlays. In this table, Interfund receipts are shown as an adjustment to arrive at total receipts and outlays of trust funds respectively.

**Table 9. Summary of Receipts by Source, and Outlays by Function of the U.S. Government, June 2000 and Other Periods**

[\$ millions]

Classification	This Month	Fiscal Year To Date	Comparable Period Prior Fiscal Year
<b>NET RECEIPTS</b>			
Individual income taxes .....	100,458	765,725	669,518
Corporation income taxes .....	40,534	154,164	137,343
Social insurance and retirement receipts:			
Employment and general retirement .....	60,034	469,498	436,734
Unemployment insurance .....	311	21,744	20,490
Other retirement .....	426	3,584	3,369
Excise taxes .....	6,093	49,495	52,112
Estate and gift taxes .....	2,087	22,666	21,375
Customs duties .....	1,767	14,238	13,069
Miscellaneous receipts .....	3,165	32,250	24,632
<b>Total .....</b>	<b>214,875</b>	<b>1,533,364</b>	<b>1,378,642</b>
<b>NET OUTLAYS</b>			
National defense .....	29,637	221,303	203,575
International affairs .....	667	13,299	12,794
General science, space, and technology .....	1,862	14,638	14,345
Energy .....	20	-1,370	598
Natural resources and environment .....	2,123	16,704	16,038
Agriculture .....	1,656	29,685	21,948
Commerce and housing credit .....	-1,237	-398	-3,074
Transportation .....	4,224	33,355	29,405
Community and regional development .....	974	9,220	9,538
Education, training, employment and social services .....	4,766	46,060	43,641
Health .....	13,443	113,687	104,128
Medicare .....	20,174	150,623	142,408
Income security .....	18,886	193,485	183,246
Social security .....	38,204	305,927	292,638
Veterans benefits and services .....	5,268	35,854	32,569
Administration of justice .....	2,281	20,849	19,248
General government .....	1,517	9,991	12,807
Net interest .....	17,503	172,577	175,477
Undistributed offsetting receipts .....	-3,371	-28,722	-26,972
<b>Total .....</b>	<b>158,598</b>	<b>1,356,768</b>	<b>1,284,358</b>

... No transactions.

Note: Details may not add to totals due to rounding.

# Explanatory Notes

## 1. Flow of Data Into Monthly Treasury Statement

The *Monthly Treasury Statement (MTS)* is assembled from data in the central accounting system. The major sources of data include monthly accounting reports by Federal entities and disbursing officers, and daily reports from the Federal Reserve banks. These reports detail accounting transactions affecting receipts and outlays of the Federal Government and off-budget Federal entities, and their related effect on the assets and liabilities of the U.S. Government. Information is presented in the *MTS* on a modified cash basis.

## 2. Notes on Receipts

Receipts included in the report are classified into the following major categories: (1) budget receipts and (2) offsetting collections (also called applicable receipts). Budget receipts are collections from the public that result from the exercise of the Government's sovereign or governmental powers, excluding receipts offset against outlays. These collections, also called governmental receipts, consist mainly of tax receipts (including social insurance taxes), receipts from court fines, certain licenses, and deposits of earnings by the Federal Reserve System. Refunds of receipts are treated as deductions from gross receipts.

Offsetting collections are from other Government accounts or the public that are of a business-type or market-oriented nature. They are classified into two major categories: (1) offsetting collections credited to appropriations or fund accounts, and (2) offsetting receipts (i.e., amounts deposited in receipt accounts). Collections credited to appropriation or fund accounts normally can be used without appropriation action by Congress. These occur in two instances: (1) when authorized by law, amounts collected for materials or services are treated as reimbursements to appropriations and (2) in the three types of revolving funds (public enterprise, intragovernmental, and trust); collections are netted against spending, and outlays are reported as the net amount.

Offsetting receipts in receipt accounts cannot be used without being appropriated. They are subdivided into two categories: (1) proprietary receipts—these collections are from the public and they are offset against outlays by agency and by function, and (2) intragovernmental funds—these are payments into receipt accounts from Governmental appropriation or funds accounts. They finance operations within and between Government agencies and are credited with collections from other Government accounts. The transactions may be intrabudgetary when the payment and receipt both occur within the budget or from receipts from off-budget Federal entities in those cases where payment is made by a Federal entity whose budget authority and outlays are excluded from the budget totals.

Intrabudgetary transactions are subdivided into three categories: (1) interfund transactions, where the payments are from one fund group (either Federal funds or trust funds) to a receipt account in the other fund group; (2) Federal intrafund transactions, where the payments and receipts both occur within the Federal fund group; and (3) trust intrafund transactions, where the payments and receipts both occur within the trust fund group.

Offsetting receipts are generally deducted from budget authority and outlays by function, by subfunction, or by agency. There are four types of receipts, however, that are deducted from budget totals as undistributed offsetting receipts. They are: (1) agencies' payments (including payments by off-budget Federal entities) as employers into employees retirement funds, (2) interest received by trust funds, (3) rents and royalties on the Outer Continental Shelf lands, and (4) other interest (i.e., interest collected on Outer Continental Shelf money in deposit funds when such money is transferred into the budget).

## 3. Notes on Outlays

Outlays are generally accounted for on the basis of checks issued, electronic funds transferred, or cash payments made. Certain outlays do not require issuance of cash or checks. An example is charges made against appropriations for that part of employees' salaries withheld for taxes or savings bond allotments — these are counted as payments to the employee and credits for whatever purpose the money was withheld.

Outlays are stated net of offsetting collections (including receipts of revolving and management funds) and of refunds. Interest on the public debt (public issues) is recognized on the accrual basis. Federal credit programs subject to the Federal Credit Reform Act of 1990 use the cash basis of accounting and are divided into two components. The portion of the credit activities that involve a cost to the Government (mainly subsidies) is included within the budget program accounts. The remaining portion of the credit activities are in non-budget financing accounts. Outlays of off-budget Federal entities are excluded by law from budget totals. However, they are shown separately and combined with the on-budget outlays to display total Federal outlays.

## 4. Processing

The data on payments and collections are reported by account symbol into the central accounting system. In turn, the data are extracted from this system for use in the preparation of the *MTS*.

There are two major checks which are conducted to assure the consistency of the data reported:

1. Verification of payment data. The monthly payment activity reported by Federal entities on their Statements of Transactions is compared to the payment activity of Federal entities as reported by disbursing officers.
2. Verification of collection data. Reported collections appearing on Statements of Transactions are compared to deposits as reported by Federal Reserve banks.

## 5. Other Sources of Information About Federal Government Financial Activities

- *A Glossary of Terms Used in the Federal Budget Process, January 1993* (Available from the U.S. General Accounting Office, P.O. Box 6015, Gaithersburg, Md. 20877). This glossary provides a basic reference document of standardized definitions of terms used by the Federal Government in the budgetmaking process.

- *Daily Treasury Statement* (Available from GPO, Washington, D.C. 20402, on a subscription basis only and on the Internet at <http://www.fms.treas.gov/>). The *Daily Treasury Statement* is published each working day of the Federal Government and provides data on the cash and debt operations of the Treasury.

- *Monthly Statement of the Public Debt of the United States* (Available from GPO, Washington, D.C. 20402 on a subscription basis only and on the Internet at <http://www.publicdebt.treas.gov/opd/opd.htm>). This publication provides detailed information concerning the public debt.

- *Treasury Bulletin* (Available from GPO, Washington, D.C. 20402, by subscription or single copy and on the Internet at <http://www.fms.treas.gov/>). Quarterly. Contains a mix of narrative, tables, and charts on Treasury issues, Federal financial operations, international statistics, and special reports.

- *Budget of the United States Government, Fiscal Year 19* — (Available from GPO, Washington, D.C. 20402 and on the Internet at <http://access.gpo.gov/>). This publication is a single volume which provides budget information and contains:

- Budget of the United States Government, FY 19* —
- Appendix, The Budget of the United States Government, FY 19* —
- Analytical Perspectives*
- Historical Tables*
- Citizens Guide to the Federal Budget*

- *United States Government Annual Report and Appendix* (Available from Financial Management Service, U.S. Department of the Treasury, Washington, D.C. 20227). This annual report represents budgetary results at the summary level. The appendix presents the individual receipt and appropriation accounts at the detail level.

**Scheduled Release**

**The release date for the July 2000 Statement  
will be 2:00 pm EST August 18, 2000.**

For sale by the Superintendent of Documents, U.S. Government Printing  
Office, Washington, D.C. 20402 (202) 512-1800. The subscription price is  
\$38.00 per year (domestic), \$47.00 per year (foreign).  
No single copies are sold.

The Monthly Treasury Statement is now available on the Department of Commerce's Economic Bulletin Board.  
For information call (202) 482-1986.

Internet service subscribers can access the current issue of the Monthly Treasury Statement through the  
Financial Management Service's home page:

<http://www.fms.treas.gov/>