



# Monthly Treasury Statement

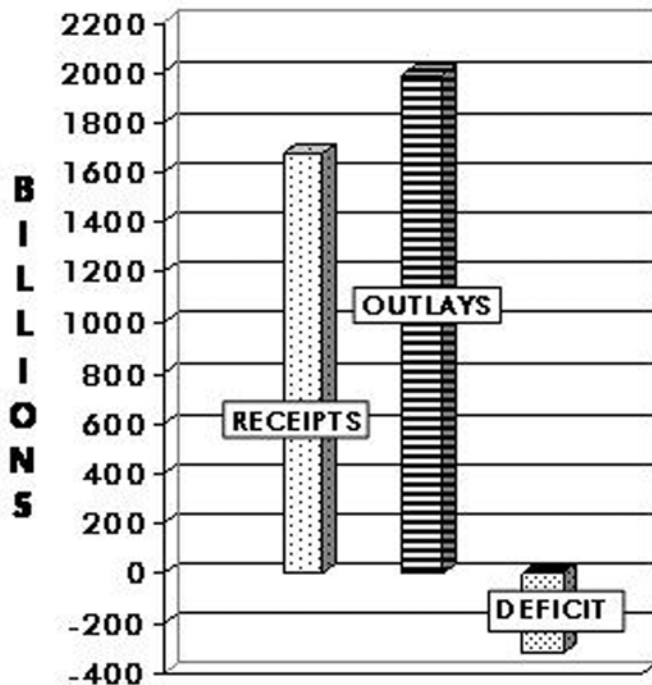
of Receipts and Outlays  
of the United States Government

For Fiscal Year 2008 Through **May 31, 2008**, and Other Periods

## Highlight

The interest on Treasury debt securities is \$22 billion, which is 7.7 percent of the total current month Federal outlays.

**RECEIPTS, OUTLAYS, AND SURPLUS/DEFICIT  
THROUGH MAY 2008**



### Contents

Summary, page 2

Receipts, page 6

Outlays, page 7

Means of financing, page 20

Receipts/outlays by month, page 28

Federal trust funds/securities, page 30

Receipts by source/outlays by  
function, page 30

Explanatory notes, page 31

Compiled and Published by

*Department of the Treasury*  
**Financial Management Service**



# Introduction

The *Monthly Treasury Statement of Receipts and Outlays of the United States Government (MTS)* is prepared by the Financial Management Service, Department of the Treasury, and, after approval by the Fiscal Assistant Secretary of the Treasury; is normally released on the 8th workday of the month following the reporting month. The publication is based on data provided by Federal entities, disbursing officers, and Federal Reserve banks.

## Audience

The *MTS* is published to meet the needs of those responsible for or interested in the cash position of the Treasury, those who are responsible for or interested in the Government's budget results; and individuals and businesses whose operations depend upon or are related to the Government's financial operations.

## Disclosure Statement

This statement summarizes the financial activities of the Federal Government and off-budget Federal entities conducted in accordance with the Budget of the U.S. Government, i.e., receipts and outlays of funds, the surplus or deficit, and the means of financing the deficit or disposing of the surplus. Information is presented on a modified cash basis. Receipts are accounted for on the basis of collections; refunds of receipts are treated as deductions from gross receipts; revolving and

management fund receipts, reimbursements and refunds of monies previously expended are treated as deductions from gross outlays; and interest on the public debt (public issues) is recognized on the accrual basis. Major information sources include accounting data reported by Federal entities, disbursing officers, and Federal Reserve banks.

## Triad of Publications

The *MTS* is part of a triad of Treasury financial reports. The *Daily Treasury Statement* is published each working day of the Federal Government. It provides data on the cash and debt operations of the Treasury based upon reporting of the Treasury account balances by Federal Reserve banks. The *MTS* is a report of Government receipts and outlays, based on agency reporting. The *Combined Statement of Receipts, Outlays, and Balances of the United States Government* is the official publication of the detailed receipts and outlays of the Government. It is published annually in accordance with legislative mandates given to the Secretary of the Treasury.

## Data Sources and Information

The Explanatory Notes section of this publication provides information concerning the flow of data into the *MTS* and sources of information relevant to the *MTS*.

**Table 1. Summary of Receipts, Outlays, and the Deficit/Surplus of the U.S. Government, Fiscal Years 2007 and 2008, by Month**

[\$ millions]			
Period	Receipts	Outlays	Deficit/Surplus (-)
<b>FY 2007</b>			
October .....	167,693	217,014	49,321
November .....	145,866	218,907	73,042
December .....	259,969	218,007	-41,961
January .....	260,609	222,372	-38,236
February .....	120,312	240,305	119,993
March .....	166,490	262,761	96,270
April .....	383,641	205,967	-177,674
May .....	164,239	231,937	67,699
June .....	276,517	249,036	-27,481
July .....	170,439	206,886	36,447
August .....	166,545	283,518	116,973
September .....	285,354	<sup>1</sup> 172,488	-112,866
<b>Year-to-Date .....</b>	<b><sup>2</sup>2,567,672</b>	<b><sup>2</sup>2,729,199</b>	<b><sup>2</sup>161,527</b>
<b>FY 2008</b>			
October .....	178,175	<sup>1</sup> 235,014	56,838
November .....	151,055	249,293	98,238
December .....	276,982	228,721	-48,261
January .....	255,217	237,379	-17,839
February .....	105,723	281,287	175,563
March .....	178,816	227,028	48,212
April .....	403,751	244,469	-159,282
May .....	124,272	290,199	165,927
<b>Year-to-Date .....</b>	<b>1,673,991</b>	<b>1,993,390</b>	<b>319,398</b>

<sup>1</sup>Outlays have decreased for the month of September 2007 and correspondingly increased for the month of October 2007 by \$1,282 million to reflect additional reporting by Department of Defense, Military.

<sup>2</sup>The receipt, outlay, and deficit figures differ from the *FY 2009 Budget*, released by the Office of Management and Budget on February 4, 2008. The deficit figure differs by -\$475 million, due mainly to revisions in the data following the release of the Final Monthly Treasury Statement. Note: Details may not add to totals due to rounding.

**Table 2. Summary of Budget and Off-Budget Results and Financing of the U.S. Government, May 2008 and Other Periods**

[\$ millions]

Classification	This Month	Current Fiscal Year to Date	Budget Estimates Full Fiscal Year <sup>1</sup>	Prior Fiscal Year to Date (2007)	Budget Estimates Next Fiscal Year (2009) <sup>1</sup>
<b>Total on-budget and off-budget results:</b>					
Total receipts .....	124,272	1,673,991	2,521,175	1,668,818	2,699,947
On-budget receipts .....	70,392	1,231,943	1,858,960	1,243,710	2,004,383
Off-budget receipts .....	53,880	442,049	662,215	425,107	695,564
Total outlays .....	290,199	1,993,390	2,931,222	1,817,270	3,107,355
On-budget outlays .....	239,019	1,669,644	2,461,157	1,508,366	2,615,476
Off-budget outlays .....	51,180	323,745	470,065	308,905	491,879
Total surplus (+) or deficit (-) .....	-165,927	-319,398	-410,047	-148,453	-407,408
On-budget surplus (+) or deficit (-) .....	-168,628	-437,702	-602,197	-264,655	-611,093
Off-budget surplus (+) or deficit (-) .....	+2,700	+118,304	+192,150	+116,203	+203,685
Total on-budget and off-budget financing .....	165,927	319,398	410,047	148,453	407,408
<b>Means of financing:</b>					
Borrowing from the public .....	33,713	234,864	393,490	138,367	427,534
Reduction of operating cash, increase (-) .....	126,805	61,335	30,237	25,996	.....
By other means .....	5,409	23,199	-13,680	-15,910	-20,126

<sup>1</sup>These estimates are based on the *FY 2009 Budget*, released by the Office of Management and Budget on February 4, 2008.

... No Transactions.  
Note: Details may not add to totals due to rounding.

**Figure 1. Monthly Receipts, Outlays, and Budget Deficit/Surplus of the U.S. Government, Fiscal Years 2007 and 2008**

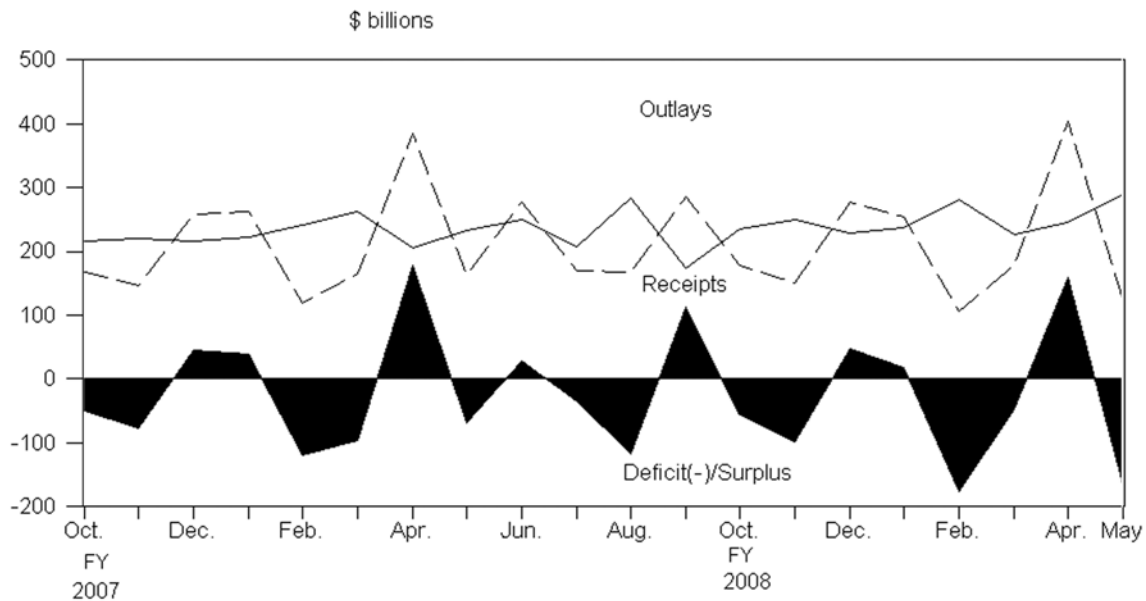


Figure 2. Monthly Receipts of the U.S. Government, by Source, Fiscal Years 2007 and 2008

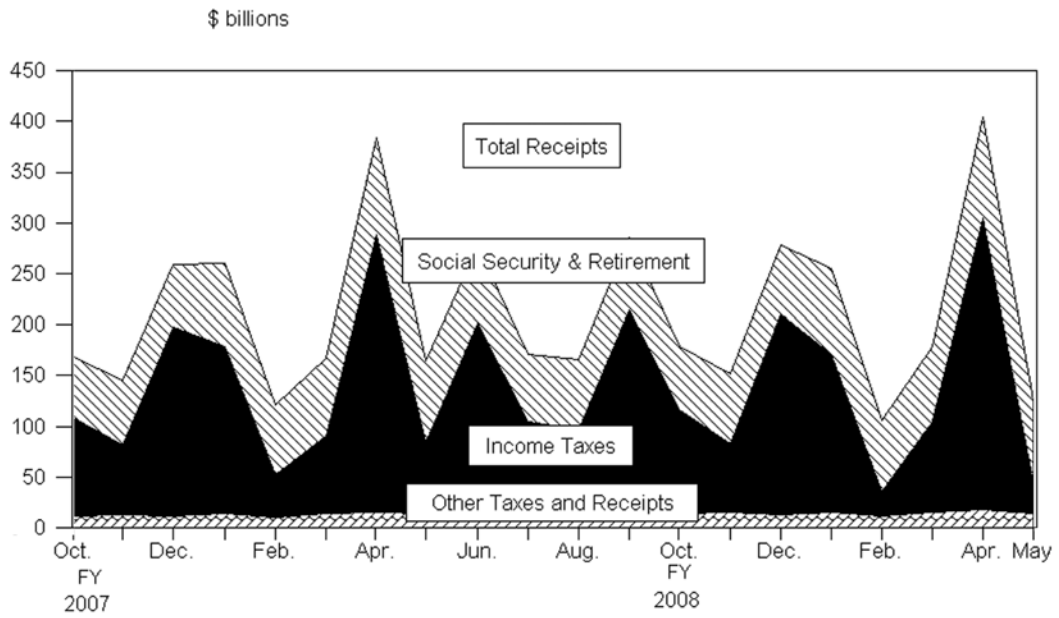
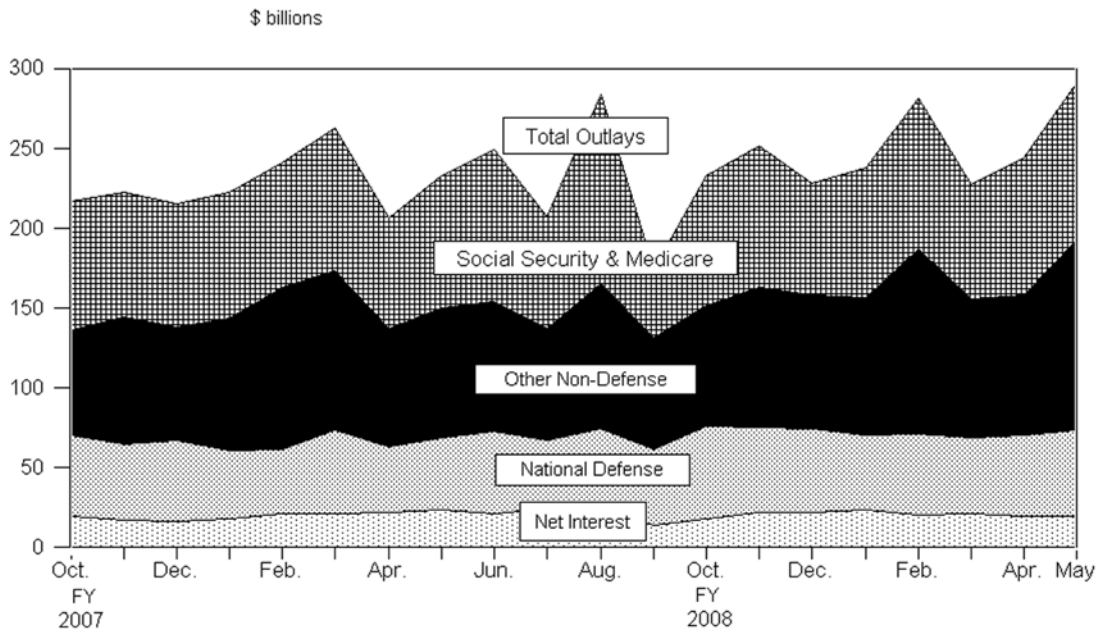


Figure 3. Monthly Outlays of the U.S. Government, by Function, Fiscal Years 2007 and 2008



**Table 3. Summary of Receipts and Outlays of the U.S. Government, May 2008 and Other Periods**

[\$ millions]

Classification	This Month	Current Fiscal Year to Date	Comparable Prior Period Year to Date	Budget Estimates Full Fiscal Year <sup>1</sup>
<b>Budget Receipts</b>				
Individual income taxes .....	21,651	769,209	765,630	1,219,661
Corporation income taxes .....	7,046	178,188	210,919	345,336
Social insurance and retirement receipts:				
Employment and general retirement (off-budget) .....	53,880	442,049	425,107	662,215
Employment and general retirement (on-budget) .....	15,010	133,994	127,264	199,808
Unemployment insurance .....	12,746	31,547	32,801	43,382
Other retirement .....	394	2,809	2,809	4,720
Excise taxes .....	5,262	42,391	39,676	68,835
Estate and gift taxes .....	1,994	20,115	17,947	26,757
Customs duties .....	2,158	17,875	16,538	29,208
Miscellaneous receipts .....	4,130	35,814	30,127	-78,747
<b>Total Receipts .....</b>	<b>124,272</b>	<b>1,673,991</b>	<b>1,668,818</b>	<b>2,521,175</b>
<b>(On-budget) .....</b>	<b>70,392</b>	<b>1,231,943</b>	<b>1,243,710</b>	<b>1,858,960</b>
<b>(Off-budget) .....</b>	<b>53,880</b>	<b>442,049</b>	<b>425,107</b>	<b>662,215</b>
<b>Budget Outlays</b>				
Legislative Branch .....	351	2,984	2,885	4,586
Judicial Branch .....	602	4,186	3,923	6,161
Department of Agriculture .....	5,972	65,796	63,766	94,764
Department of Commerce .....	643	4,779	4,095	8,151
Department of Defense-Military .....	51,253	<sup>2</sup> 393,654	<sup>2</sup> 349,115	583,057
Department of Education .....	8,758	47,382	44,307	68,046
Department of Energy .....	2,390	13,433	13,646	23,209
Department of Health and Human Services .....	73,706	475,335	448,970	709,381
Department of Homeland Security .....	3,126	26,005	25,610	42,340
Department of Housing and Urban Development .....	7,316	34,612	29,270	52,269
Department of the Interior .....	711	6,584	6,198	11,081
Department of Justice .....	2,006	17,722	15,633	25,026
Department of Labor .....	6,870	37,904	32,654	49,652
Department of State .....	2,244	11,763	9,100	18,892
Department of Transportation .....	5,428	39,409	37,007	68,662
Department of the Treasury:				
Interest on Treasury debt securities (gross) .....	22,388	266,292	254,689	459,186
Other .....	19,226	84,250	60,579	60,977
Department of Veterans Affairs .....	11,017	59,631	46,789	86,643
Corps of Engineers .....	371	3,242	2,289	7,211
Other Defense Civil Programs .....	3,771	31,023	31,518	49,067
Environmental Protection Agency .....	675	5,340	5,385	7,541
Executive Office of the President .....	80	875	2,318	2,079
General Services Administration .....	135	452	222	357
International Assistance Program .....	-331	6,320	9,406	15,224
National Aeronautics and Space Administration .....	1,593	11,348	9,831	17,318
National Science Foundation .....	440	3,496	3,380	6,256
Office of Personnel Management .....	5,331	46,316	41,296	64,173
Small Business Administration .....	69	220	836	530
Social Security Administration .....	59,244	436,137	407,250	656,563
Other independent agencies .....	2,226	13,803	10,008	18,401
Undistributed offsetting receipts:				
Interest .....	-1,543	-97,065	-91,278	-197,838
Other .....	-5,870	-59,840	-63,428	-87,743
<b>Total outlays .....</b>	<b>290,199</b>	<b>1,993,390</b>	<b>1,817,270</b>	<b>2,931,222</b>
<b>(On-budget) .....</b>	<b>239,019</b>	<b>1,669,644</b>	<b>1,508,366</b>	<b>2,461,157</b>
<b>(Off-budget) .....</b>	<b>51,180</b>	<b>323,745</b>	<b>308,905</b>	<b>470,065</b>
<b>Surplus (+) or deficit (-) .....</b>	<b>-165,927</b>	<b>-319,398</b>	<b>-148,453</b>	<b>-410,047</b>
<b>(On-budget) .....</b>	<b>-168,628</b>	<b>-437,702</b>	<b>-264,655</b>	<b>-602,197</b>
<b>(Off-budget) .....</b>	<b>+2,700</b>	<b>+118,304</b>	<b>+116,203</b>	<b>+192,150</b>

<sup>1</sup>These estimates are based on the *FY 2009 Budget*, released by the Office of Management and Budget on February 4, 2008.

<sup>2</sup>Outlays have decreased for the month of September 2007 and correspondingly increased for the month of October 2007 by \$1,282 million to reflect additional reporting by Department of Defense, Military.

... No Transactions.

Note: Details may not add to totals due to rounding.

**Table 4. Receipts of the U.S. Government, May 2008 and Other Periods**

[\$ millions]

Classification	This Month			Current Fiscal Year to Date			Prior Fiscal Year to Date		
	Gross Receipts	Refunds (Deduct)	Receipts	Gross Receipts	Refunds (Deduct)	Receipts	Gross Receipts	Refunds (Deduct)	Receipts
<b>Individual income taxes:</b>									
Withheld .....	71,492			673,213			642,527		
Presidential Election Campaign Fund .....	6			43			44		
Other .....	7,798			330,269			311,754		
<b>Total—Individual income taxes .....</b>	<b>79,297</b>	<b>57,645</b>	<b>21,651</b>	<b>1,003,524</b>	<b>234,315</b>	<b>769,209</b>	<b>954,325</b>	<b>188,695</b>	<b>765,630</b>
<b>Corporation income taxes .....</b>	<b>8,784</b>	<b>1,737</b>	<b>7,046</b>	<b>215,828</b>	<b>37,640</b>	<b>178,188</b>	<b>230,865</b>	<b>19,946</b>	<b>210,919</b>
<b>Social insurance and retirement receipts:</b>									
Employment and general retirement:									
Federal old-age and survivors ins. trust fund:									
Federal Insurance Contributions Act taxes .....	45,423		45,423	358,513		358,513	343,217		343,217
Self-Employment Contributions Act taxes .....	635		635	21,039		21,039	20,089		20,089
Adjustments attributable to prior years .....				-1,673		-1,673	95		95
<b>Total—FOASI trust fund .....</b>	<b>46,058</b>		<b>46,058</b>	<b>377,879</b>		<b>377,879</b>	<b>363,401</b>		<b>363,401</b>
Federal disability insurance trust fund:									
Federal Insurance Contributions Act taxes .....	7,714		7,714	60,880		60,880	58,282		58,282
Self-Employment Contributions Act taxes .....	108		108	3,573		3,573	3,411		3,411
Adjustments attributable to prior years .....				-283		-283	14		14
<b>Total—FDI trust fund .....</b>	<b>7,822</b>		<b>7,822</b>	<b>64,170</b>		<b>64,170</b>	<b>61,707</b>		<b>61,707</b>
Federal hospital insurance trust fund:									
Federal Insurance Contributions Act taxes .....	14,314		14,314	121,068		121,068	115,401		115,401
Self-Employment Contributions Act taxes .....	278		278	9,211		9,211	8,612		8,612
Adjustments attributable to prior years .....				498		498	85		85
<b>Total—FHI trust fund .....</b>	<b>14,592</b>		<b>14,592</b>	<b>130,777</b>		<b>130,777</b>	<b>124,098</b>		<b>124,098</b>
Railroad retirement:									
Rail pension and supplemental annuity .....	210		210	1,559	5	1,554	1,571	1	1,571
Social Security equivalent account .....	208		208	1,670	6	1,664	1,596	1	1,596
<b>Total—Employment and general retirement: .....</b>	<b>68,890</b>		<b>68,890</b>	<b>576,054</b>	<b>12</b>	<b>576,043</b>	<b>552,373</b>	<b>1</b>	<b>552,372</b>
Unemployment insurance:									
Deposits by States .....	12,550		12,550	25,346		25,346	26,586		26,586
Federal Unemployment Tax Act taxes .....	204	13	191	6,200	70	6,130	6,221	74	6,147
Railroad unemployment taxes .....	5		5	71		71	68		68
<b>Total—Unemployment insurance .....</b>	<b>12,759</b>	<b>13</b>	<b>12,746</b>	<b>31,617</b>	<b>70</b>	<b>31,547</b>	<b>32,875</b>	<b>74</b>	<b>32,801</b>
Other retirement:									
Federal employees retirement – employee share .....	391		391	2,780		2,780	2,776		2,776
Non-federal employees retirement .....	3		3	29		29	33		33
<b>Total—Other retirement .....</b>	<b>394</b>		<b>394</b>	<b>2,809</b>		<b>2,809</b>	<b>2,809</b>		<b>2,809</b>
<b>Total—Social insurance and retirement receipts .....</b>	<b>82,043</b>	<b>13</b>	<b>82,030</b>	<b>610,481</b>	<b>82</b>	<b>610,399</b>	<b>588,056</b>	<b>75</b>	<b>587,981</b>
<b>Excise taxes:</b>									
Miscellaneous excise taxes .....	2,554	140	2,413	13,902	1,007	12,895	13,022	4,383	8,639
Airport and airway trust fund .....	947	9	938	7,014	39	6,975	6,458	51	6,407
Highway trust fund .....	2,160	294	1,865	22,737	629	22,107	24,807	557	24,249
Black lung disability trust fund .....	45		45	414		414	380		380
<b>Total—Excise taxes .....</b>	<b>5,705</b>	<b>444</b>	<b>5,262</b>	<b>44,067</b>	<b>1,676</b>	<b>42,391</b>	<b>44,667</b>	<b>4,991</b>	<b>39,676</b>
<b>Estate and gift taxes .....</b>	<b>2,089</b>	<b>95</b>	<b>1,994</b>	<b>20,777</b>	<b>662</b>	<b>20,115</b>	<b>18,598</b>	<b>651</b>	<b>17,947</b>
<b>Customs duties .....</b>	<b>2,223</b>	<b>65</b>	<b>2,158</b>	<b>18,517</b>	<b>642</b>	<b>17,875</b>	<b>17,792</b>	<b>1,255</b>	<b>16,538</b>
<b>Miscellaneous Receipts:</b>									
Deposits of earnings by Federal Reserve Banks .....	2,990		2,990	25,501		25,501	20,101		20,101
Universal service fund .....	712		712	5,372		5,372	4,765		4,765
All other .....	429	2	427	4,984	44	4,941	5,274	13	5,261
<b>Total — Miscellaneous receipts .....</b>	<b>4,132</b>	<b>2</b>	<b>4,130</b>	<b>35,858</b>	<b>44</b>	<b>35,814</b>	<b>30,140</b>	<b>13</b>	<b>30,127</b>
<b>Total — Receipts .....</b>	<b>184,273</b>	<b>60,002</b>	<b>124,272</b>	<b>1,949,053</b>	<b>275,061</b>	<b>1,673,991</b>	<b>1,884,443</b>	<b>215,626</b>	<b>1,668,818</b>
<b>Total — On-budget .....</b>	<b>130,393</b>	<b>60,002</b>	<b>70,392</b>	<b>1,507,004</b>	<b>275,061</b>	<b>1,231,943</b>	<b>1,459,336</b>	<b>215,626</b>	<b>1,243,710</b>
<b>Total — Off-budget .....</b>	<b>53,880</b>		<b>53,880</b>	<b>442,049</b>		<b>442,049</b>	<b>425,107</b>		<b>425,107</b>

... No Transactions.

Note: Details may not add to totals due to rounding.

**Table 5. Outlays of the U.S. Government, May 2008 and Other Periods**  
 [\$ millions]

Classification	This Month			Current Fiscal Year to Date			Prior Fiscal Year to Date		
	Gross Outlays	Applicable Receipts	Outlays	Gross Outlays	Applicable Receipts	Outlays	Gross Outlays	Applicable Receipts	Outlays
<b>Legislative Branch:</b>									
Senate .....	68	(**)	68	545	2	544	527	2	526
House of Representatives .....	105	(**)	105	890	1	889	816	1	815
Joint items .....	1	.....	1	15	.....	15	11	.....	11
Capitol Police .....	24	.....	24	176	.....	176	182	.....	182
Congressional Budget Office .....	3	.....	3	24	.....	24	23	.....	23
Architect of the Capitol .....	33	1	32	327	7	321	336	7	329
Library of Congress .....	40	1	40	573	7	566	579	7	572
Government Printing Office .....	22	.....	22	83	.....	83	104	.....	104
Government Accountability Office .....	39	.....	39	322	.....	322	310	.....	310
United States Tax Court .....	4	.....	4	31	.....	31	27	.....	27
Other Legislative Branch agencies .....	4	.....	4	34	.....	34	38	.....	38
Proprietary receipts from the public .....	.....	-11	11	.....	-8	8	.....	2	-2
Intrabudgetary transactions .....	-1	.....	-1	-29	.....	-29	-51	.....	-51
<b>Total—Legislative Branch .....</b>	<b>342</b>	<b>-9</b>	<b>351</b>	<b>2,993</b>	<b>9</b>	<b>2,984</b>	<b>2,903</b>	<b>19</b>	<b>2,885</b>
<b>Judicial Branch:</b>									
Supreme Court of the United States .....	7	.....	7	57	.....	57	50	.....	50
Courts of Appeals, District Courts, and other judicial services .....	604	.....	604	4,131	.....	4,131	3,802	.....	3,802
Other .....	27	.....	27	210	.....	210	138	.....	138
Proprietary receipts from the public .....	.....	33	-33	.....	80	-80	.....	67	-67
Intrabudgetary transactions .....	-3	.....	-3	-132	.....	-132	.....	.....	.....
<b>Total—Judicial Branch .....</b>	<b>635</b>	<b>33</b>	<b>602</b>	<b>4,265</b>	<b>80</b>	<b>4,186</b>	<b>3,990</b>	<b>67</b>	<b>3,923</b>
<b>Department of Agriculture:</b>									
Agricultural Research Service .....	104	.....	104	876	.....	876	870	.....	870
Cooperative State Research, Education, and Extension Service:									
Research and education activities .....	59	.....	59	408	.....	408	372	.....	372
Extension activities .....	36	.....	36	283	.....	283	269	.....	269
Other .....	5	.....	5	38	.....	38	40	.....	40
Animal and Plant Health Inspection Service .....	109	.....	109	774	.....	774	720	.....	720
Food Safety and Inspection Service .....	65	.....	65	589	.....	589	540	.....	540
Agricultural Marketing Service .....	46	.....	46	594	.....	594	632	.....	632
Risk Management Agency:									
Administrative and operating expenses .....	5	.....	5	49	.....	49	51	.....	51
Federal crop insurance corporation fund .....	123	37	86	4,019	2,065	1,954	3,006	1,339	1,667
Farm Service Agency:									
Salaries and expenses .....	100	.....	100	623	.....	623	604	.....	604
Commodity Credit Corporation .....	835	1,059	-224	19,093	8,092	11,001	22,718	9,504	13,214
Tobacco trust fund .....	1	.....	1	675	.....	675	625	.....	625
Agricultural credit insurance fund .....	18	21	-3	555	290	265	423	307	116
Other .....	92	.....	92	2,271	.....	2,271	68	.....	68
<b>Total—Farm Service Agency .....</b>	<b>1,046</b>	<b>1,080</b>	<b>-34</b>	<b>23,217</b>	<b>8,382</b>	<b>14,835</b>	<b>24,437</b>	<b>9,811</b>	<b>14,626</b>
Natural Resources Conservation Service:									
Conservation operations .....	69	.....	69	528	.....	528	532	.....	532
Farm security and rural investment programs .....	97	.....	97	1,139	.....	1,139	972	.....	972
Other .....	24	.....	24	191	.....	191	251	.....	251
Rural Development .....	120	.....	120	458	.....	458	384	.....	384
Rural Housing Service:									
Rural housing insurance fund .....	26	70	-45	614	637	-23	607	693	-87
Rental assistance program .....	78	.....	78	614	.....	614	589	.....	589
Other .....	11	.....	11	73	.....	73	74	.....	74
Rural Utilities Service:									
Rural electrification and telecommunications fund .....	(**)	145	-144	518	2,022	-1,504	612	892	-280
Other .....	4	16	-12	30	148	-118	38	162	-123
Foreign Agricultural Service .....	-216	.....	-216	646	.....	646	1,010	.....	1,010
Food and Nutrition Service:									
Food stamp program .....	3,253	.....	3,253	25,619	.....	25,619	23,193	.....	23,193
Child nutrition programs .....	1,357	.....	1,357	10,569	.....	10,569	10,036	.....	10,036
Special supplemental nutrition program for women, infants, and children (WIC) .....	526	.....	526	4,112	.....	4,112	3,563	.....	3,563
Other .....	23	.....	23	275	.....	275	236	.....	236
<b>Total—Food and Nutrition Service .....</b>	<b>5,159</b>	<b>.....</b>	<b>5,159</b>	<b>40,576</b>	<b>.....</b>	<b>40,576</b>	<b>37,028</b>	<b>.....</b>	<b>37,028</b>
Forest Service:									
National forest system .....	113	.....	113	957	.....	957	912	.....	912
Wildland fire management .....	142	.....	142	1,238	.....	1,238	1,248	.....	1,248
Forest service permanent appropriations .....	23	.....	23	514	.....	514	510	.....	510
Other .....	102	.....	102	849	.....	849	869	.....	869
<b>Total—Forest Service .....</b>	<b>380</b>	<b>.....</b>	<b>380</b>	<b>3,558</b>	<b>.....</b>	<b>3,558</b>	<b>3,538</b>	<b>.....</b>	<b>3,538</b>
Other .....	66	4	62	642	36	606	595	29	565
Proprietary receipts from the public .....	.....	93	-93	.....	1,389	-1,389	.....	465	-465
Intrabudgetary transactions .....	1	.....	1	43	.....	43	-10	.....	-10
<b>Total—Department of Agriculture .....</b>	<b>7,417</b>	<b>1,445</b>	<b>5,972</b>	<b>80,475</b>	<b>14,679</b>	<b>65,796</b>	<b>77,158</b>	<b>13,392</b>	<b>63,766</b>

**Table 5. Outlays of the U.S. Government, May 2008 and Other Periods—Continued**  
 [\$ millions]

Classification	This Month			Current Fiscal Year to Date			Prior Fiscal Year to Date		
	Gross Outlays	Applicable Receipts	Outlays	Gross Outlays	Applicable Receipts	Outlays	Gross Outlays	Applicable Receipts	Outlays
<b>Department of Commerce:</b>									
Economic Development Administration .....	18	(* *)	18	180	1	179	177	2	175
Bureau of the Census .....	120	.....	120	747	.....	747	601	.....	601
International Trade Administration .....	34	.....	34	292	.....	292	253	.....	253
National Oceanic and Atmospheric Administration .....	369	(* *)	369	2,774	11	2,763	2,419	7	2,413
National Institute of Standards and Technology .....	57	.....	57	488	.....	488	449	.....	449
National Telecommunication and Information Administration .....	78	.....	78	146	.....	146	32	.....	32
Other .....	-8	2	-10	188	13	175	183	16	168
Proprietary receipts from the public .....	.....	21	-21	.....	11	-11	.....	-5	5
Intrabudgetary transactions .....	-1	.....	-1	(* *)	.....	(* *)	1	.....	1
<b>Total—Department of Commerce .....</b>	<b>667</b>	<b>24</b>	<b>643</b>	<b>4,815</b>	<b>36</b>	<b>4,779</b>	<b>4,115</b>	<b>20</b>	<b>4,095</b>
<b>Department of Defense—Military:</b>									
Military Personnel:									
Department of the Army .....	6,964	.....	6,964	143,630	.....	43,630	136,192	.....	36,192
Department of the Navy .....	4,336	.....	4,336	30,437	.....	30,437	27,047	.....	27,047
Department of the Air Force .....	3,284	.....	3,284	22,778	.....	22,778	20,843	.....	20,843
Defense agencies .....	.....	.....	.....	2,776	.....	2,776	2,452	.....	2,452
<b>Total—Military Personnel .....</b>	<b>14,584</b>	<b>.....</b>	<b>14,584</b>	<b>99,621</b>	<b>.....</b>	<b>99,621</b>	<b>86,534</b>	<b>.....</b>	<b>86,534</b>
Operation and Maintenance:									
Department of the Army .....	7,897	.....	7,897	62,099	.....	62,099	51,395	.....	51,395
Department of the Navy .....	4,324	.....	4,324	32,000	.....	32,000	28,285	.....	28,285
Department of the Air Force .....	4,193	.....	4,193	32,196	.....	32,196	29,799	.....	29,799
Defense agencies .....	3,964	.....	3,964	32,515	.....	32,515	30,042	.....	30,042
<b>Total—Operation and Maintenance .....</b>	<b>20,378</b>	<b>.....</b>	<b>20,378</b>	<b>158,810</b>	<b>.....</b>	<b>158,810</b>	<b>139,521</b>	<b>.....</b>	<b>139,521</b>
International Reconstruction and Other Assistance:									
Department of the Army .....	3	.....	3	20	.....	20	25	.....	25
Procurement:									
Department of the Army .....	3,371	.....	3,371	24,273	.....	24,273	17,698	.....	17,698
Department of the Navy .....	2,995	.....	2,995	24,954	.....	24,954	20,806	.....	20,806
Department of the Air Force .....	2,490	.....	2,490	21,826	.....	21,826	23,862	.....	23,862
Defense agencies .....	461	.....	461	3,267	.....	3,267	2,731	.....	2,731
<b>Total—Procurement .....</b>	<b>9,317</b>	<b>.....</b>	<b>9,317</b>	<b>74,320</b>	<b>.....</b>	<b>74,320</b>	<b>65,098</b>	<b>.....</b>	<b>65,098</b>
Research, Development, Test, and Evaluation:									
Department of the Army .....	855	.....	855	7,540	.....	7,540	7,647	.....	7,647
Department of the Navy .....	1,525	.....	1,525	12,428	.....	12,428	12,262	.....	12,262
Department of the Air Force .....	1,377	.....	1,377	16,455	.....	16,455	16,372	.....	16,372
Defense agencies .....	1,517	.....	1,517	13,155	.....	13,155	13,239	.....	13,239
<b>Total—Research, Development, Test, and Evaluation .....</b>	<b>5,275</b>	<b>.....</b>	<b>5,275</b>	<b>49,578</b>	<b>.....</b>	<b>49,578</b>	<b>49,519</b>	<b>.....</b>	<b>49,519</b>
Military Construction:									
Department of the Army .....	307	.....	307	1,980	.....	1,980	1,937	.....	1,937
Department of the Navy .....	133	.....	133	932	.....	932	810	.....	810
Department of the Air Force .....	123	.....	123	941	.....	941	909	.....	909
Defense agencies .....	497	.....	497	3,116	.....	3,116	1,401	.....	1,401
<b>Total—Military Construction .....</b>	<b>1,060</b>	<b>.....</b>	<b>1,060</b>	<b>6,968</b>	<b>.....</b>	<b>6,968</b>	<b>5,057</b>	<b>.....</b>	<b>5,057</b>
Family Housing:									
Department of the Army .....	92	.....	92	700	.....	700	723	.....	723
Department of the Navy .....	41	.....	41	351	.....	351	401	.....	401
Department of the Air Force .....	107	.....	107	890	.....	890	817	.....	817
Defense agencies .....	5	(* *)	5	393	(* *)	393	306	(* *)	306
Revolving and Management Funds:									
Department of the Army .....	.....	.....	.....	(* *)	.....	(* *)	11	.....	11
Department of the Navy .....	82	.....	82	1,030	.....	1,030	1,046	.....	1,046
Defense agencies:									
Working capital fund .....	701	.....	701	2,651	.....	2,651	1,042	.....	1,042
Other .....	-148	.....	-148	-192	(* *)	-192	-448	.....	-448
Other .....	34	.....	34	34	.....	34	22	.....	22
Trust funds:									
Department of the Army .....	(* *)	.....	(* *)	2	.....	2	1	.....	1
Department of the Navy .....	1	.....	1	13	.....	13	13	.....	13
Department of the Air Force .....	1	1	(* *)	10	6	4	6	5	(* *)
Defense agencies .....	18	.....	18	113	.....	113	121	.....	121
Proprietary receipts from the public:									
Department of the Army .....	.....	500	-500	.....	1,180	-1,180	.....	-348	348
Department of the Navy .....	.....	17	-17	.....	57	-57	.....	156	-156
Department of the Air Force .....	.....	7	-7	.....	37	-37	.....	-3	3
Defense agencies .....	.....	-138	138	.....	275	-275	.....	828	-828



**Table 5. Outlays of the U.S. Government, May 2008 and Other Periods—Continued**  
 [\$ millions]

Classification	This Month			Current Fiscal Year to Date			Prior Fiscal Year to Date		
	Gross Outlays	Applicable Receipts	Outlays	Gross Outlays	Applicable Receipts	Outlays	Gross Outlays	Applicable Receipts	Outlays
<b>Department of Defense—Military:—Continued</b>									
Intrabudgetary transactions:									
Department of the Army .....	82	.....	82	116	.....	116	42	.....	42
Department of the Navy .....	-46	.....	-46	-54	.....	-54	-24	.....	-24
Department of the Air Force .....	-10	.....	-10	-49	.....	-49	6	.....	6
Defense agencies .....	64	.....	64	-109	.....	-109	-80	.....	-80
Offsetting governmental receipts:									
Department of the Army .....	.....	1	-1	.....	7	-7	.....	5	-5
Defense agencies .....	.....	(*)	(*)	.....	(*)	(*)	.....	(*)	(*)
<b>Total—Department of Defense—Military .....</b>	<b>51,640</b>	<b>388</b>	<b>51,253</b>	<b>395,216</b>	<b>1,563</b>	<b>393,654</b>	<b>349,758</b>	<b>643</b>	<b>349,115</b>
<b>Department of Education:</b>									
Office of Elementary and Secondary Education:									
Education for the disadvantaged .....	2,112	.....	2,112	10,218	.....	10,218	9,920	.....	9,920
Impact aid .....	67	.....	67	1,119	.....	1,119	1,090	.....	1,090
School improvement programs .....	480	.....	480	3,511	.....	3,511	3,690	.....	3,690
Other .....	11	.....	11	73	.....	73	76	.....	76
<b>Total—Office of Elementary and Secondary Education .....</b>	<b>2,669</b>	<b>.....</b>	<b>2,669</b>	<b>14,921</b>	<b>.....</b>	<b>14,921</b>	<b>14,777</b>	<b>.....</b>	<b>14,777</b>
Office of Innovation and Improvement .....	79	.....	79	571	.....	571	558	.....	558
Office of Safe and Drug-Free Schools .....	73	.....	73	549	.....	549	551	.....	551
Office of English Language Acquisition .....	71	.....	71	405	.....	405	452	.....	452
Office of Special Education and Rehabilitative Services:									
Special education .....	1,193	.....	1,193	9,009	.....	9,009	8,605	.....	8,605
Rehabilitation services and disability research .....	267	.....	267	2,199	.....	2,199	2,134	.....	2,134
Special institutions for persons with disabilities .....	22	.....	22	137	.....	137	136	.....	136
Office of Vocational and Adult Education .....	181	.....	181	1,253	.....	1,253	1,290	.....	1,290
Office of Postsecondary Education:									
Higher education .....	163	.....	163	1,292	.....	1,292	1,260	.....	1,260
Other .....	29	3	26	167	14	153	179	19	160
<b>Total—Office of Postsecondary Education .....</b>	<b>192</b>	<b>3</b>	<b>189</b>	<b>1,458</b>	<b>14</b>	<b>1,445</b>	<b>1,439</b>	<b>19</b>	<b>1,420</b>
Office of Federal Student Aid:									
Student financial assistance .....	642	.....	642	11,219	.....	11,219	9,740	.....	9,740
Academic competitiveness-smart grant program .....	27	.....	27	410	.....	410	346	.....	346
Student Aid Administration .....	55	.....	55	421	.....	421	220	.....	220
Federal student loan reserve fund .....	.....	.....	.....	-483	.....	-483	-609	.....	-609
Federal direct student loans .....	5,302	.....	5,302	5,580	.....	5,580	659	.....	659
Federal family education loans .....	3,365	.....	3,365	4,503	.....	4,503	3,151	.....	3,151
<b>Total—Federal Student Aid .....</b>	<b>9,392</b>	<b>.....</b>	<b>9,392</b>	<b>21,649</b>	<b>.....</b>	<b>21,649</b>	<b>13,507</b>	<b>.....</b>	<b>13,507</b>
Institute of Education Sciences .....	44	.....	44	297	.....	297	284	.....	284
Hurricane education recovery .....	12	.....	12	144	.....	144	319	.....	319
Other .....	46	.....	46	365	.....	365	360	.....	360
Proprietary receipts from the public .....	.....	5,475	-5,475	.....	5,587	-5,587	.....	109	-109
Intrabudgetary transactions .....	-2	.....	-2	25	.....	25	25	.....	25
<b>Total—Department of Education .....</b>	<b>14,237</b>	<b>5,478</b>	<b>8,758</b>	<b>52,983</b>	<b>5,600</b>	<b>47,382</b>	<b>44,435</b>	<b>128</b>	<b>44,307</b>
<b>Department of Energy:</b>									
National Nuclear Security Administration:									
Naval reactors .....	70	.....	70	528	.....	528	550	.....	550
Weapons activities .....	529	.....	529	4,039	.....	4,039	4,125	.....	4,125
Defense nuclear nonproliferation .....	123	.....	123	1,029	.....	1,029	972	.....	972
Other .....	41	.....	41	258	.....	258	252	.....	252
Environmental and Other Defense Activities:									
Defense environmental cleanup .....	440	.....	440	3,944	.....	3,944	4,102	.....	4,102
Other defense activities .....	64	.....	64	500	.....	500	339	.....	339
Defense nuclear waste disposal .....	17	.....	17	179	.....	179	242	.....	242
Other .....	.....	.....	.....	-1	.....	-1	-1	.....	-1
Energy Programs:									
Science .....	326	.....	326	2,563	.....	2,563	2,454	.....	2,454
Energy supply .....	126	.....	126	1,072	.....	1,072	1,089	.....	1,089
Energy efficiency and renewable energy .....	51	.....	51	204	.....	204	.....	.....	.....
Uranium enrichment decontamination and decommissioning fund .....	45	.....	45	339	.....	339	318	.....	318
Other .....	133	4	130	1,117	26	1,091	1,067	25	1,042
<b>Total—Energy Programs .....</b>	<b>682</b>	<b>4</b>	<b>678</b>	<b>5,294</b>	<b>26</b>	<b>5,268</b>	<b>4,927</b>	<b>25</b>	<b>4,903</b>
Power Marketing Administration .....	400	249	151	2,205	2,129	76	1,860	2,219	-358
Departmental Administration .....	14	.....	14	161	.....	161	135	.....	135
Proprietary receipts from the public .....	.....	117	-117	.....	990	-990	.....	1,017	-1,017
Intrabudgetary transactions .....	379	.....	379	-1,559	.....	-1,559	-599	.....	-599
<b>Total—Department of Energy .....</b>	<b>2,759</b>	<b>370</b>	<b>2,390</b>	<b>16,578</b>	<b>3,145</b>	<b>13,433</b>	<b>16,906</b>	<b>3,260</b>	<b>13,646</b>

**Table 5. Outlays of the U.S. Government, May 2008 and Other Periods—Continued**  
 [\$ millions]

Classification	This Month			Current Fiscal Year to Date			Prior Fiscal Year to Date		
	Gross Outlays	Applicable Receipts	Outlays	Gross Outlays	Applicable Receipts	Outlays	Gross Outlays	Applicable Receipts	Outlays
<b>Department of Health and Human Services:</b>									
Public Health Service:									
Food and Drug Administration .....	194	1	194	835	5	830	955	4	950
Health Resources and Services Administration .....	667	1	667	4,627	9	4,618	4,345	10	4,335
Indian Health Services .....	473	.....	473	2,089	.....	2,089	2,422	.....	2,422
Centers for Disease Control and Prevention .....	468	.....	468	3,762	.....	3,762	3,572	.....	3,572
National Institutes of Health .....	2,312	.....	2,312	18,946	.....	18,946	18,369	.....	18,369
Substance Abuse and Mental Health Services Administration .....	317	.....	317	2,197	.....	2,197	2,152	.....	2,152
Agency for Healthcare Research and Quality .....	30	.....	30	-22	.....	-22	127	.....	127
<b>Total—Public Health Service .....</b>	<b>4,461</b>	<b>1</b>	<b>4,459</b>	<b>32,434</b>	<b>14</b>	<b>32,421</b>	<b>31,942</b>	<b>14</b>	<b>31,927</b>
Centers for Medicare and Medicaid Services:									
Grants to States for Medicaid .....	18,312	.....	18,312	135,606	.....	135,606	128,107	.....	128,107
Payments to health care trust funds .....	18,780	.....	18,780	130,237	.....	130,237	126,691	.....	126,691
State children's health insurance fund .....	577	.....	577	4,434	.....	4,434	3,813	.....	3,813
Federal hospital insurance trust fund:									
Benefit payments .....	22,915	.....	22,915	148,832	.....	148,832	134,968	.....	134,968
Administrative expenses .....	211	.....	211	1,425	.....	1,425	1,075	.....	1,075
<b>Total—FHI trust fund .....</b>	<b>23,126</b>	<b>.....</b>	<b>23,126</b>	<b>150,257</b>	<b>.....</b>	<b>150,257</b>	<b>136,042</b>	<b>.....</b>	<b>136,042</b>
Health care fraud and abuse control .....	206	.....	206	699	.....	699	630	.....	630
Federal supplementary medical insurance trust fund:									
Benefit payments .....	19,612	.....	19,612	123,978	.....	123,978	117,413	.....	117,413
Administrative expenses .....	253	.....	253	1,762	.....	1,762	1,242	.....	1,242
<b>Total—FSMI trust fund .....</b>	<b>19,865</b>	<b>.....</b>	<b>19,865</b>	<b>125,740</b>	<b>.....</b>	<b>125,740</b>	<b>118,655</b>	<b>.....</b>	<b>118,655</b>
Medicare prescription drugs:									
Benefit payments .....	7,753	.....	7,753	30,953	.....	30,953	32,229	.....	32,229
Administrative expenses .....	50	.....	50	223	.....	223	795	.....	795
Other .....	18	.....	18	390	.....	390	1,123	.....	1,123
<b>Total—Centers for Medicare and Medicaid Services ..</b>	<b>88,688</b>	<b>.....</b>	<b>88,688</b>	<b>578,540</b>	<b>.....</b>	<b>578,540</b>	<b>548,086</b>	<b>.....</b>	<b>548,086</b>
Administration for Children and Families:									
Temporary assistance for needy families .....	1,524	.....	1,524	12,209	.....	12,209	11,690	.....	11,690
Payments to States for child support enforcement and family support programs .....	211	.....	211	2,322	.....	2,322	2,504	.....	2,504
Low income home energy assistance .....	245	.....	245	2,235	.....	2,235	2,098	.....	2,098
Refugee and entrant assistance .....	66	.....	66	380	.....	380	314	.....	314
Child care entitlement to States .....	313	.....	313	1,926	.....	1,926	2,004	.....	2,004
Payments to States for the child care and development block grant .....	213	.....	213	1,361	.....	1,361	1,393	.....	1,393
Social services block grant .....	133	.....	133	1,287	.....	1,287	1,365	.....	1,365
Children and families services programs .....	930	.....	930	6,344	.....	6,344	6,065	.....	6,065
Payments to States for foster care and adoption assistance .....	541	.....	541	4,480	.....	4,480	4,390	.....	4,390
Other .....	47	.....	47	406	.....	406	337	.....	337
<b>Total—Administration for Children and Families .....</b>	<b>4,223</b>	<b>.....</b>	<b>4,223</b>	<b>32,949</b>	<b>.....</b>	<b>32,949</b>	<b>32,160</b>	<b>.....</b>	<b>32,160</b>
Administration on Aging .....	101	.....	101	964	.....	964	896	.....	896
Departmental Management .....	382	.....	382	1,892	.....	1,892	1,617	( * )	1,617
Other .....	71	.....	71	508	.....	508	476	.....	476
Proprietary receipts from the public .....	.....	5,514	-5,514	.....	41,635	-41,635	.....	39,775	-39,775
Intrabudgetary transactions:									
Payments for health insurance for the aged:									
Federal supplementary medical insurance trust fund ..	-18,780	.....	-18,780	-120,826	.....	-120,826	-118,596	.....	-118,596
Payments for tax and other credits:									
Federal hospital insurance trust fund .....	-1	.....	-1	-9,406	.....	-9,406	-8,097	.....	-8,097
Other .....	77	.....	77	-70	.....	-70	276	.....	276
<b>Total—Department of Health and Human Services ..</b>	<b>79,222</b>	<b>5,515</b>	<b>73,706</b>	<b>516,984</b>	<b>41,649</b>	<b>475,335</b>	<b>488,760</b>	<b>39,790</b>	<b>448,970</b>
<b>Department of Homeland Security:</b>									
Departmental Management and operations .....	55	.....	55	490	.....	490	475	.....	475
Citizenship and Immigration Services .....	177	.....	177	1,294	.....	1,294	1,119	.....	1,119
United States Secret Service .....	130	.....	130	1,020	.....	1,020	913	.....	913
Transportation Security Administration .....	388	.....	388	3,039	.....	3,039	2,623	.....	2,623
Immigration and customs enforcement .....	397	.....	397	2,813	.....	2,813	2,303	.....	2,303
Customs and border protection .....	726	.....	726	6,212	.....	6,212	4,950	.....	4,950
United States Coast Guard .....	844	1	843	5,901	7	5,894	5,300	6	5,293
National protection and programs directorate .....	65	.....	65	805	.....	805	486	.....	486

**Table 5. Outlays of the U.S. Government, May 2008 and Other Periods—Continued**  
 [\$ millions]

Classification	This Month			Current Fiscal Year to Date			Prior Fiscal Year to Date		
	Gross Outlays	Applicable Receipts	Outlays	Gross Outlays	Applicable Receipts	Outlays	Gross Outlays	Applicable Receipts	Outlays
<b>Department of Homeland Security:—Continued</b>									
Federal Emergency Management Administration:									
State and local programs .....	166	.....	166	1,439	.....	1,439	1,868	.....	1,868
Firefighter assistance grants .....	50	.....	50	512	.....	512	490	.....	490
Disaster relief .....	473	.....	473	4,814	.....	4,814	6,362	.....	6,362
National flood insurance fund .....	23	155	-132	937	957	-19	1,115	692	423
Other .....	116	.....	116	712	.....	712	454	.....	454
<b>Total—Federal Emergency Management Administration .....</b>	<b>828</b>	<b>155</b>	<b>674</b>	<b>8,416</b>	<b>957</b>	<b>7,459</b>	<b>10,289</b>	<b>692</b>	<b>9,597</b>
Science and technology .....	97	.....	97	635	.....	635	703	.....	703
Domestic Nuclear Detection Office .....	38	.....	38	245	.....	245	27	.....	27
Other .....	34	.....	34	301	.....	301	399	.....	399
Proprietary receipts from the public .....	.....	-165	165	.....	-20	20	.....	-92	92
Intrabudgetary transactions .....	-16	.....	-16	110	.....	110	99	.....	99
Offsetting governmental receipts .....	.....	648	-648	.....	4,333	-4,333	.....	3,469	-3,469
<b>Total—Department of Homeland Security .....</b>	<b>3,764</b>	<b>638</b>	<b>3,126</b>	<b>31,282</b>	<b>5,276</b>	<b>26,005</b>	<b>29,685</b>	<b>4,075</b>	<b>25,610</b>
<b>Department of Housing and Urban Development:</b>									
Public and Indian Housing Programs:									
Tenant based rental assistance .....	1,259	.....	1,259	10,588	.....	10,588	10,322	.....	10,322
Housing certificate fund .....	210	.....	210	2,006	.....	2,006	1,765	.....	1,765
Project-based rental assistance .....	500	.....	500	3,816	.....	3,816	4,095	.....	4,095
Public housing capital fund .....	205	.....	205	1,919	.....	1,919	2,066	.....	2,066
Public housing operating fund .....	345	.....	345	2,798	.....	2,798	2,444	.....	2,444
Revitalization of severely distressed public housing (Hope VI) .....	32	.....	32	310	.....	310	370	.....	370
Native American housing block grant .....	84	.....	84	390	.....	390	331	.....	331
Other .....	1	.....	1	-34	.....	-34	-22	(* *)	-22
<b>Total—Public and Indian Housing Programs .....</b>	<b>2,636</b>	<b>.....</b>	<b>2,636</b>	<b>21,792</b>	<b>.....</b>	<b>21,792</b>	<b>21,371</b>	<b>(* *)</b>	<b>21,371</b>
Community Planning and Development:									
Housing opportunities for persons with AIDS .....	23	.....	23	188	.....	188	173	.....	173
Community development fund .....	444	.....	444	6,216	.....	6,216	6,506	.....	6,506
Home investment partnership program .....	161	.....	161	1,310	.....	1,310	1,263	.....	1,263
Homeless assistance grants .....	118	.....	118	957	.....	957	918	.....	918
Other .....	5	.....	5	53	1	52	53	1	52
<b>Total—Community Planning and Development .....</b>	<b>751</b>	<b>.....</b>	<b>751</b>	<b>8,724</b>	<b>1</b>	<b>8,723</b>	<b>8,912</b>	<b>1</b>	<b>8,911</b>
Housing Programs:									
Credit accounts:									
FHA-Mutual mortgage insurance fund, program account .....	4,557	.....	4,557	4,578	.....	4,578	1,374	.....	1,374
FHA-Mutual mortgage insurance capital reserve account .....	-185	.....	-185	-926	.....	-926	-1,407	.....	-1,407
FHA-Mutual mortgage and cooperative housing insurance fund, liquidating account .....	-15	-19	4	36	8	28	51	42	10
FHA-General and special risk fund, program account .....	308	.....	308	346	.....	346	146	.....	146
FHA-General and special risk fund, liquidating account .....	9	2	7	121	178	-56	168	135	33
Housing for the elderly or handicapped fund, liquidating account .....	(* *)	68	-68	(* *)	686	-686	(* *)	964	-965
Housing for the elderly .....	82	.....	82	671	.....	671	646	.....	646
Housing for persons with disabilities .....	72	.....	72	569	.....	569	553	.....	553
Other assisted housing programs .....	5	.....	5	39	.....	39	40	(* *)	40
Other .....	8	10	-2	12	32	-20	4	18	-15
<b>Total—Housing Programs .....</b>	<b>4,842</b>	<b>61</b>	<b>4,781</b>	<b>5,446</b>	<b>904</b>	<b>4,542</b>	<b>1,575</b>	<b>1,159</b>	<b>416</b>
Government National Mortgage Association:									
Guarantees of mortgage-backed securities .....	10	52	-42	47	306	-259	-11	175	-186
Management and Administration .....	124	.....	124	1,036	.....	1,036	1,019	.....	1,019
Other .....	18	.....	18	167	.....	167	144	.....	144
Proprietary receipts from the public:									
FHA-General and special risk fund .....	.....	946	-946	.....	1,288	-1,288	.....	2,296	-2,296
Other .....	.....	7	-7	.....	32	-32	.....	36	-36
Intrabudgetary transactions .....	2	.....	2	2	.....	2	-8	.....	-8
Offsetting governmental receipts .....	.....	1	-1	.....	70	-70	.....	64	-64
<b>Total—Department of Housing and Urban Development .....</b>	<b>8,382</b>	<b>1,066</b>	<b>7,316</b>	<b>37,213</b>	<b>2,601</b>	<b>34,612</b>	<b>33,002</b>	<b>3,732</b>	<b>29,270</b>

**Table 5. Outlays of the U.S. Government, May 2008 and Other Periods—Continued**  
 [\$ millions]

Classification	This Month			Current Fiscal Year to Date			Prior Fiscal Year to Date		
	Gross Outlays	Applicable Receipts	Outlays	Gross Outlays	Applicable Receipts	Outlays	Gross Outlays	Applicable Receipts	Outlays
<b>Department of the Interior:</b>									
Land and Minerals Management:									
Bureau of Land Management:									
Management of lands and resources .....	80	.....	80	541	.....	541	522	.....	522
Other .....	38	13	25	441	99	342	353	112	241
Minerals Management Service .....	275	.....	275	1,540	.....	1,540	1,325	.....	1,325
Office of Surface Mining Reclamation and Enforcement .....	22	.....	22	378	.....	378	309	.....	309
<b>Total—Land and Minerals Management .....</b>	<b>415</b>	<b>13</b>	<b>402</b>	<b>2,900</b>	<b>99</b>	<b>2,801</b>	<b>2,510</b>	<b>112</b>	<b>2,398</b>
Water and Science:									
Bureau of Reclamation:									
Water and related resources .....	90	.....	90	379	.....	379	454	.....	454
Other .....	34	32	3	329	167	162	324	147	177
United States Geological Survey .....	72	.....	72	648	.....	648	632	.....	632
Other .....	1	.....	1	48	.....	48	40	.....	40
<b>Total—Water and Science .....</b>	<b>198</b>	<b>32</b>	<b>166</b>	<b>1,403</b>	<b>167</b>	<b>1,237</b>	<b>1,450</b>	<b>147</b>	<b>1,303</b>
Fish and Wildlife and Parks:									
United States Fish and Wildlife Service .....	209	.....	209	1,456	.....	1,456	1,331	.....	1,331
National Park Service .....	234	.....	234	1,744	.....	1,744	1,624	.....	1,624
<b>Total—Fish and Wildlife and Parks .....</b>	<b>442</b>	.....	<b>442</b>	<b>3,199</b>	.....	<b>3,199</b>	<b>2,955</b>	.....	<b>2,955</b>
Bureau of Indian Affairs and Bureau of Indian Education .....									
Education .....	164	(* *)	164	1,656	1	1,656	1,468	5	1,464
Departmental Offices:									
Insular affairs .....	17	.....	17	211	.....	211	224	.....	224
Office of the Special Trustee for American Indians .....	79	.....	79	411	.....	411	318	.....	318
Department-wide programs .....	102	.....	102	956	.....	956	902	.....	902
Other .....	12	.....	12	128	.....	128	123	.....	123
Proprietary receipts from the public .....	.....	651	-651	.....	3,767	-3,767	.....	3,252	-3,252
Intrabudgetary transactions .....	-24	.....	-24	-247	.....	-247	-236	.....	-236
<b>Total—Department of the Interior .....</b>	<b>1,406</b>	<b>695</b>	<b>711</b>	<b>10,617</b>	<b>4,033</b>	<b>6,584</b>	<b>9,714</b>	<b>3,515</b>	<b>6,198</b>
<b>Department of Justice:</b>									
General Administration .....	321	.....	321	1,307	.....	1,307	1,331	.....	1,331
Legal Activities and United States Marshals:									
General legal activities .....	63	.....	63	507	.....	507	431	.....	431
United States Attorneys .....	74	.....	74	1,109	.....	1,109	1,046	.....	1,046
United States Marshals Service .....	-44	.....	-44	581	.....	581	527	.....	527
Assets forfeiture fund .....	137	.....	137	844	.....	844	695	.....	695
Other .....	44	.....	44	331	.....	331	250	.....	250
Federal Bureau of Investigation .....	512	.....	512	4,205	.....	4,205	3,658	.....	3,658
Drug Enforcement Administration .....	118	.....	118	1,266	.....	1,266	1,156	.....	1,156
Bureau of Alcohol, Tobacco, Firearms, and Explosives .....	82	.....	82	689	.....	689	611	.....	611
Federal Prison System .....	461	27	434	3,740	217	3,524	3,644	207	3,437
Office of Justice Programs:									
State and local law enforcement assistance .....	71	.....	71	1,162	.....	1,162	819	.....	819
Crime victims fund .....	47	.....	47	393	.....	393	378	.....	378
Other .....	136	.....	136	1,046	.....	1,046	1,123	.....	1,123
Other .....	145	.....	145	459	.....	459	417	.....	417
Proprietary receipts from the public .....	.....	117	-117	.....	126	-126	.....	34	-34
Intrabudgetary transactions .....	20	.....	20	662	.....	662	-3	.....	-3
Offsetting governmental receipts .....	.....	36	-36	.....	238	-238	.....	208	-208
<b>Total—Department of Justice .....</b>	<b>2,185</b>	<b>179</b>	<b>2,006</b>	<b>18,303</b>	<b>581</b>	<b>17,722</b>	<b>16,082</b>	<b>449</b>	<b>15,633</b>
<b>Department of Labor:</b>									
Employment and Training Administration:									
Training and employment services .....	359	.....	359	2,886	.....	2,886	3,413	.....	3,413
Community service employment for older Americans .....	40	.....	40	308	.....	308	283	.....	283
Federal unemployment benefits and allowances .....	72	.....	72	586	.....	586	511	.....	511
State unemployment insurance and employment service operations .....	33	.....	33	52	.....	52	149	.....	149
Program Administration .....	7	.....	7	72	.....	72	85	.....	85
Unemployment trust fund:									
Federal-State unemployment insurance:									
State unemployment benefits .....	3,123	.....	3,123	26,175	.....	26,175	22,473	.....	22,473
State administrative expenses .....	292	.....	292	2,324	.....	2,324	2,174	.....	2,174
Federal administrative expenses .....	45	.....	45	343	.....	343	288	.....	288
Other .....	(* *)	.....	(* *)	2	.....	2	2	.....	2
<b>Total—Unemployment trust fund .....</b>	<b>3,460</b>	.....	<b>3,460</b>	<b>28,844</b>	.....	<b>28,844</b>	<b>24,937</b>	.....	<b>24,937</b>
Other .....	(* *)	.....	(* *)	2	.....	2	1	.....	1
<b>Total—Employment and Training Administration .....</b>	<b>3,973</b>	.....	<b>3,973</b>	<b>32,749</b>	.....	<b>32,749</b>	<b>29,380</b>	.....	<b>29,380</b>

**Table 5. Outlays of the U.S. Government, May 2008 and Other Periods—Continued**  
 [\$ millions]

Classification	This Month			Current Fiscal Year to Date			Prior Fiscal Year to Date		
	Gross Outlays	Applicable Receipts	Outlays	Gross Outlays	Applicable Receipts	Outlays	Gross Outlays	Applicable Receipts	Outlays
<b>Department of Labor:—Continued</b>									
Pension Benefit Guaranty Corporation .....	388	-1,941	2,328	3,138	985	2,153	3,032	2,512	520
Employment Standards Administration:									
Salaries and expenses .....	40	.....	40	277	.....	277	275	.....	275
Special benefits .....	230	.....	230	168	.....	168	438	.....	438
Energy employees occupational illness compensation fund .....	102	.....	102	699	.....	699	611	.....	611
Special benefits for disabled coal miners .....	22	.....	22	179	.....	179	196	.....	196
Black lung disability trust fund .....	28	.....	28	221	.....	221	233	.....	233
Other .....	19	.....	19	210	.....	210	226	.....	226
Occupational Safety and Health Administration .....	40	.....	40	325	.....	325	319	.....	319
Mine Safety and Health Administration .....	30	.....	30	231	.....	231	193	.....	193
Bureau of Labor Statistics .....	39	.....	39	309	.....	309	318	.....	318
Departmental Management .....	80	.....	80	760	.....	760	336	.....	336
Other .....	13	.....	13	90	.....	90	87	.....	87
Proprietary receipts from the public .....	.....	2	-2	.....	27	-27	.....	18	-18
Intrabudgetary transactions .....	-70	.....	-70	-438	.....	-438	-460	.....	-460
<b>Total—Department of Labor .....</b>	<b>4,932</b>	<b>-1,938</b>	<b>6,870</b>	<b>38,916</b>	<b>1,012</b>	<b>37,904</b>	<b>35,184</b>	<b>2,530</b>	<b>32,654</b>
<b>Department of State:</b>									
Administration of Foreign Affairs:									
Diplomatic and consular programs .....	456	.....	456	3,777	.....	3,777	2,963	.....	2,963
Embassy security, construction, and maintenance .....	240	.....	240	768	.....	768	938	.....	938
Payment to Foreign Service retirement and disability fund .....	.....	.....	.....	17	.....	17	126	.....	126
Foreign Service retirement and disability fund .....	66	.....	66	529	.....	529	495	.....	495
Other .....	103	.....	103	465	.....	465	768	.....	768
<b>Total—Administration of Foreign Affairs .....</b>	<b>865</b>	<b>.....</b>	<b>865</b>	<b>5,556</b>	<b>.....</b>	<b>5,556</b>	<b>5,290</b>	<b>.....</b>	<b>5,290</b>
International Organizations and Conferences .....	659	.....	659	2,708	.....	2,708	1,778	.....	1,778
Migration and refugee assistance .....	128	.....	128	736	.....	736	512	.....	512
International narcotics control and law enforcement .....	95	.....	95	309	.....	309	-199	.....	-199
Andean counterdrug initiative .....	73	.....	73	505	.....	505	456	.....	456
Other .....	430	.....	430	1,969	.....	1,969	1,413	.....	1,413
Proprietary receipts from the public .....	.....	-14	14	.....	-49	49	.....	13	-13
Intrabudgetary transactions .....	-19	.....	-19	-68	.....	-68	-138	.....	-138
<b>Total—Department of State .....</b>	<b>2,230</b>	<b>-14</b>	<b>2,244</b>	<b>11,714</b>	<b>-49</b>	<b>11,763</b>	<b>9,113</b>	<b>13</b>	<b>9,100</b>
<b>Department of Transportation:</b>									
Office of the Secretary .....	56	.....	56	141	.....	141	174	.....	174
Federal Aviation Administration:									
Operations .....	-49	.....	-49	2,690	.....	2,690	3,219	.....	3,219
Airport and airway trust fund:									
Grants-in-aid for airports .....	339	.....	339	2,478	.....	2,478	2,453	.....	2,453
Facilities and equipment .....	182	.....	182	1,592	.....	1,592	1,444	.....	1,444
Research, engineering, and development .....	12	.....	12	68	.....	68	83	.....	83
Trust fund share of FAA operations .....	825	.....	825	2,939	.....	2,939	2,095	.....	2,095
<b>Total—Airport and airway trust fund .....</b>	<b>1,358</b>	<b>.....</b>	<b>1,358</b>	<b>7,077</b>	<b>.....</b>	<b>7,077</b>	<b>6,076</b>	<b>.....</b>	<b>6,076</b>
Other .....	3	10	-7	-70	112	-183	-114	107	-221
<b>Total—Federal Aviation Administration .....</b>	<b>1,312</b>	<b>10</b>	<b>1,302</b>	<b>9,696</b>	<b>112</b>	<b>9,584</b>	<b>9,181</b>	<b>107</b>	<b>9,074</b>
Federal Highway Administration:									
Highway trust fund:									
Federal-aid highways .....	2,949	.....	2,949	20,941	.....	20,941	20,176	.....	20,176
Other .....	11	1	9	107	10	97	99	.....	99
Other programs .....	88	.....	88	856	.....	856	732	.....	732
<b>Total—Federal Highway Administration .....</b>	<b>3,047</b>	<b>1</b>	<b>3,046</b>	<b>21,904</b>	<b>10</b>	<b>21,894</b>	<b>21,007</b>	<b>.....</b>	<b>21,007</b>
Federal Motor Carrier Safety Administration .....	43	.....	43	322	.....	322	290	.....	290
National Highway Traffic Safety Administration .....	50	.....	50	469	.....	469	396	.....	396
Federal Railroad Administration .....	16	1	15	1,165	4	1,161	1,144	4	1,140
Federal Transit Administration:									
Formula grants .....	96	.....	96	917	.....	917	1,454	.....	1,454
Capital investment grants .....	288	.....	288	1,497	.....	1,497	1,458	.....	1,458
Formula and bus grants .....	543	.....	543	3,305	.....	3,305	1,768	.....	1,768
Other .....	9	.....	9	131	.....	131	208	.....	208
<b>Total—Federal Transit Administration .....</b>	<b>937</b>	<b>.....</b>	<b>937</b>	<b>5,850</b>	<b>.....</b>	<b>5,850</b>	<b>4,888</b>	<b>.....</b>	<b>4,888</b>

**Table 5. Outlays of the U.S. Government, May 2008 and Other Periods—Continued**  
 [\$ millions]

Classification	This Month			Current Fiscal Year to Date			Prior Fiscal Year to Date		
	Gross Outlays	Applicable Receipts	Outlays	Gross Outlays	Applicable Receipts	Outlays	Gross Outlays	Applicable Receipts	Outlays
<b>Department of Transportation:—Continued</b>									
Maritime Administration .....	55	12	43	381	275	107	372	223	149
Other .....	-55	1	-56	26	7	19	46	9	37
Proprietary receipts from the public .....	.....	7	-7	.....	65	-65	.....	17	-17
Intrabudgetary transactions .....	2	.....	2	-9	.....	-9	-74	.....	-74
Offsetting governmental receipts .....	.....	1	-1	.....	63	-63	.....	57	-57
<b>Total—Department of Transportation .....</b>	<b>5,463</b>	<b>34</b>	<b>5,428</b>	<b>39,944</b>	<b>536</b>	<b>39,409</b>	<b>37,424</b>	<b>417</b>	<b>37,007</b>
<b>Department of the Treasury:</b>									
Departmental Offices:									
Exchange stabilization fund .....	.....	77	-77	.....	805	-805	-363	564	-927
Other .....	80	.....	80	526	.....	526	375	.....	375
Financial Management Service:									
Payment to the Resolution Funding Corporation .....	.....	.....	.....	938	.....	938	1,491	.....	1,491
Financial agent services .....	49	.....	49	322	.....	322	297	.....	297
Interest paid to credit financing accounts .....	.....	.....	.....	26	.....	26	(* *)	.....	(* *)
Claims, judgements, and relief acts .....	43	.....	43	478	.....	478	599	.....	599
Other .....	37	.....	37	625	.....	625	730	(* *)	730
<b>Total—Financial Management Service .....</b>	<b>129</b>	<b>.....</b>	<b>129</b>	<b>2,390</b>	<b>.....</b>	<b>2,390</b>	<b>3,117</b>	<b>(* *)</b>	<b>3,117</b>
Federal Financing Bank .....	(* *)	.....	(* *)	-545	.....	-545	-509	.....	-509
Alcohol and tobacco tax and trade bureau:									
Salaries and expenses .....	7	.....	7	58	.....	58	61	.....	61
Internal revenue collections for Puerto Rico .....	32	.....	32	277	.....	277	285	.....	285
Bureau of Engraving and Printing .....	-1	.....	-1	14	.....	14	1	.....	1
United States Mint .....	117	181	-65	1,308	1,598	-290	1,324	1,721	-397
Bureau of the Public Debt .....	7	.....	7	173	.....	173	177	.....	177
Internal Revenue Service:									
Taxpayer Services .....	215	.....	215	1,517	.....	1,517	1,601	.....	1,601
Enforcement .....	374	.....	374	3,085	.....	3,085	3,081	.....	3,081
Central fiscal operations .....	.....	.....	.....	(* *)	.....	(* *)	(* *)	.....	(* *)
Operations support .....	309	.....	309	2,598	.....	2,598	2,294	.....	2,294
Payment where earned income credit exceeds liability for tax .....	1,013	.....	1,013	40,148	.....	40,148	37,595	.....	37,595
Payment where recovery rebate exceeds liability for tax .....	5,970	.....	5,970	8,030	.....	8,030	.....	.....	.....
Payment where child credit exceeds liability for tax .....	10,840	.....	10,840	26,688	.....	26,688	15,220	.....	15,220
Refunding internal revenue collections, interest .....	160	.....	160	3,443	.....	3,443	2,292	.....	2,292
Other .....	36	.....	36	281	4	277	268	6	262
<b>Total—Internal Revenue Service .....</b>	<b>18,918</b>	<b>.....</b>	<b>18,918</b>	<b>85,791</b>	<b>4</b>	<b>85,787</b>	<b>62,351</b>	<b>6</b>	<b>62,345</b>
Comptroller of the Currency .....	53	3	50	434	370	64	395	355	40
Office of Thrift Supervision .....	17	-2	19	139	111	27	130	99	31
Interest on the public debt:									
Interest on Treasury debt securities (gross):									
Public issues (accrual basis) .....	21,229	.....	21,229	156,288	.....	156,288	153,060	.....	153,060
Special issues (cash basis) .....	1,159	.....	1,159	110,004	.....	110,004	101,629	.....	101,629
<b>Total—Interest on Treasury debt securities (gross) .....</b>	<b>22,388</b>	<b>.....</b>	<b>22,388</b>	<b>266,292</b>	<b>.....</b>	<b>266,292</b>	<b>254,689</b>	<b>.....</b>	<b>254,689</b>
<b>Total—Interest on the public debt .....</b>	<b>22,388</b>	<b>.....</b>	<b>22,388</b>	<b>266,292</b>	<b>.....</b>	<b>266,292</b>	<b>254,689</b>	<b>.....</b>	<b>254,689</b>
Other .....	7	.....	7	56	.....	56	54	.....	54
Proprietary receipts from the public .....	.....	-257	257	.....	1,460	-1,460	.....	1,739	-1,739
Intrabudgetary transactions .....	-137	.....	-137	-2,023	.....	-2,023	-2,336	.....	-2,336
<b>Total—Department of the Treasury .....</b>	<b>41,618</b>	<b>3</b>	<b>41,615</b>	<b>354,890</b>	<b>4,347</b>	<b>350,542</b>	<b>319,752</b>	<b>4,484</b>	<b>315,269</b>
<b>Department of Veterans Affairs:</b>									
Veterans Health Administration:									
Medical care .....	3,396	.....	3,396	22,748	.....	22,748	19,300	.....	19,300
Medical Administration .....	399	.....	399	2,428	.....	2,428	2,323	.....	2,323
Other .....	74	25	49	548	201	347	514	190	324
Benefit programs:									
Public enterprise funds:									
Veterans housing benefit program fund .....	6	8	-2	71	23	48	61	31	30
Compensation and pensions .....	6,523	.....	6,523	29,572	.....	29,572	21,792	.....	21,792
Readjustment benefits .....	329	.....	329	2,367	.....	2,367	2,187	.....	2,187
Insurance funds:									
National service life .....	104	.....	104	776	.....	776	768	.....	768
Veterans special life .....	13	3	10	94	85	9	88	86	2
Other .....	2	.....	2	28	.....	28	34	.....	34
<b>Total—Benefit programs .....</b>	<b>6,976</b>	<b>11</b>	<b>6,965</b>	<b>32,908</b>	<b>107</b>	<b>32,800</b>	<b>24,930</b>	<b>117</b>	<b>24,813</b>

**Table 5. Outlays of the U.S. Government, May 2008 and Other Periods—Continued**  
 [\$ millions]

Classification	This Month			Current Fiscal Year to Date			Prior Fiscal Year to Date		
	Gross Outlays	Applicable Receipts	Outlays	Gross Outlays	Applicable Receipts	Outlays	Gross Outlays	Applicable Receipts	Outlays
<b>Department of Veterans Affairs:—Continued</b>									
Departmental Administration .....	565	66	499	4,143	862	3,281	3,632	876	2,756
Proprietary receipts from the public:									
National service life .....		15	-15		94	-94		96	-96
Other .....		275	-275		1,869	-1,869		2,626	-2,626
Intrabudgetary transactions .....	-1		-1	-10		-10	-5		-5
<b>Total—Department of Veterans Affairs .....</b>	<b>11,410</b>	<b>392</b>	<b>11,017</b>	<b>62,764</b>	<b>3,134</b>	<b>59,631</b>	<b>50,693</b>	<b>3,904</b>	<b>46,789</b>
<b>Corps of Engineers:</b>									
Construction .....	100		100	1,052		1,052	1,021		1,021
Operation and maintenance .....	137		137	825		825	931		931
Flood control and Coastal Emergencies .....	62		62	351		351	-815		-815
Harbor maintenance trust fund .....	64		64	511		511	494		494
Rivers and harbors contributed funds .....	25		25	184		184	232		232
Other .....	33		33	773		773	780		780
Proprietary receipts from the public .....		49	-49		443	-443		349	-349
Intrabudgetary transactions .....	(* *)		(* *)	-10		-10	-6		-6
<b>Total—Corps of Engineers .....</b>	<b>420</b>	<b>49</b>	<b>371</b>	<b>3,685</b>	<b>443</b>	<b>3,242</b>	<b>2,638</b>	<b>349</b>	<b>2,289</b>
<b>Other Defense Civil Programs:</b>									
Military Retirement:									
Payment to military retirement fund .....				46,187		46,187	26,048		26,048
Military retirement fund .....	3,881		3,881	30,293		30,293	28,795		28,795
Retiree Health Care:									
Payment to Department of Defense Medicare-eligible retiree health care fund .....				12,930		12,930	15,608		15,608
Department of Defense Medicare-eligible retiree health care fund .....	553		553	5,479		5,479	5,241		5,241
Educational benefits .....	48		48	318		318	326		326
Other .....	19		19	146		146	114		114
Proprietary receipts from the public .....		2	-2		9	-9		11	-11
Intrabudgetary transactions .....	-728		-728	-64,322		-64,322	-44,604		-44,604
<b>Total—Other Defense Civil Programs .....</b>	<b>3,773</b>	<b>2</b>	<b>3,771</b>	<b>31,032</b>	<b>9</b>	<b>31,023</b>	<b>31,528</b>	<b>11</b>	<b>31,518</b>
<b>Environmental Protection Agency:</b>									
Science and technology .....	66		66	515		515	546		546
Environmental programs and management .....	178		178	1,544		1,544	1,514		1,514
State and tribal assistance grants .....	279		279	2,436		2,436	2,608		2,608
Payment to the hazardous substance superfund .....				985		985	1,040		1,040
Hazardous substance superfund .....	105		105	814		814	802		802
Other .....	19	(* *)	19	76	22	54	96	22	74
Proprietary receipts from the public .....		-15	15		43	-43		66	-66
Intrabudgetary transactions .....	14		14	-948		-948	-1,115		-1,115
Offsetting governmental receipts .....		2	-2		18	-18		17	-17
<b>Total—Environmental Protection Agency .....</b>	<b>662</b>	<b>-13</b>	<b>675</b>	<b>5,423</b>	<b>83</b>	<b>5,340</b>	<b>5,491</b>	<b>106</b>	<b>5,385</b>
<b>Executive Office of the President:</b>									
The White House .....	18		18	118		118	102		102
Office of Management and Budget .....	8		8	52		52	49		49
Unanticipated needs:									
Iraq relief and reconstruction fund .....	48		48	651		651	2,055		2,055
Other .....							58		58
Other .....	7		7	57		57	55		55
Proprietary receipts from the public .....		(* *)	(* *)		1	-1		(* *)	(* *)
Intrabudgetary transactions .....	-1		-1	-2		-2	(* *)		(* *)
<b>Total—Executive Office of the President .....</b>	<b>80</b>	<b>(* *)</b>	<b>80</b>	<b>876</b>	<b>1</b>	<b>875</b>	<b>2,319</b>	<b>(* *)</b>	<b>2,318</b>
<b>General Services Administration:</b>									
Real Property Activities .....	48		48	217		217	27		27
Supply and Technology Activities .....	56		56	131		131	160		160
General Activities .....	23		23	148		148	140		140
Proprietary receipts from the public .....		-11	11		38	-38		100	-100
Intrabudgetary transactions .....	-3		-3	-5		-5	-5		-5
<b>Total—General Services Administration .....</b>	<b>124</b>	<b>-11</b>	<b>135</b>	<b>490</b>	<b>38</b>	<b>452</b>	<b>322</b>	<b>100</b>	<b>222</b>
<b>International Assistance Program:</b>									
International Security Assistance:									
Foreign military financing program .....	53		53	4,175		4,175	4,100		4,100
Economic support fund .....	300		300	2,668		2,668	1,932		1,932
Other .....	35	1	34	576	153	422	445	247	198
<b>Total—International Security Assistance .....</b>	<b>388</b>	<b>1</b>	<b>387</b>	<b>7,419</b>	<b>153</b>	<b>7,265</b>	<b>6,477</b>	<b>247</b>	<b>6,230</b>

**Table 5. Outlays of the U.S. Government, May 2008 and Other Periods—Continued**  
 [\$ millions]

Classification	This Month			Current Fiscal Year to Date			Prior Fiscal Year to Date		
	Gross Outlays	Applicable Receipts	Outlays	Gross Outlays	Applicable Receipts	Outlays	Gross Outlays	Applicable Receipts	Outlays
<b>International Assistance Program:—Continued</b>									
Multilateral Assistance:									
Contribution to the International Development									
Association .....				950		950	1,435		1,435
Other .....	82		82	530		530	415		415
<b>Total—Multilateral Assistance .....</b>	<b>82</b>		<b>82</b>	<b>1,480</b>		<b>1,480</b>	<b>1,850</b>		<b>1,850</b>
International Development Assistance:									
Agency for International Development:									
Sustainable development assistance program .....									
Child survival and disease programs .....	115		115	851		851	891		891
Operating expenses .....	109		109	1,239		1,239	986		986
Other .....	53		53	472		472	390		390
Other .....	-106	58	-163	655	505	150	762	424	338
Proprietary receipts from the public .....		2	-2		4	-4		-2	2
Intrabudgetary transactions .....	5		5	66		66	-13		-13
<b>Total—Agency for International Development .....</b>	<b>176</b>	<b>60</b>	<b>116</b>	<b>3,283</b>	<b>509</b>	<b>2,774</b>	<b>3,017</b>	<b>422</b>	<b>2,595</b>
Overseas Private Investment Corporation:									
Overseas private investment corporation account .....									
Proprietary receipts from the public .....	75	38	37	115	180	-65	46	190	-144
Other .....		511	-511		539	-539		24	-24
<b>Total—Overseas Private Investment Corporation .....</b>	<b>75</b>	<b>549</b>	<b>-474</b>	<b>115</b>	<b>719</b>	<b>-604</b>	<b>46</b>	<b>214</b>	<b>-168</b>
Peace Corps .....	25	-7	33	222	(* *)	223	206	(* *)	206
Other .....	5		5	59	(* *)	59	61		61
<b>Total—International Development Assistance .....</b>	<b>281</b>	<b>602</b>	<b>-320</b>	<b>3,679</b>	<b>1,228</b>	<b>2,451</b>	<b>3,331</b>	<b>636</b>	<b>2,694</b>
International Monetary Programs .....	8		8	-174		-174	-130		-130
Military Sales Programs:									
Foreign military sales trust fund .....									
Proprietary receipts from the public .....	1,348		1,348	10,826		10,826	9,005		9,005
Other .....		1,874	-1,874		15,875	-15,875		10,443	-10,443
Other .....	38	(* *)	38	348	1	347	201	1	200
<b>Total—International Assistance Program .....</b>	<b>2,146</b>	<b>2,477</b>	<b>-331</b>	<b>23,578</b>	<b>17,258</b>	<b>6,320</b>	<b>20,734</b>	<b>11,328</b>	<b>9,406</b>
<b>National Aeronautics and Space Administration:</b>									
Science, aeronautics, and exploration .....									
Space operations .....	1,028		1,028	7,079		7,079	5,687		5,687
Other .....	562		562	4,228		4,228	4,036		4,036
Other .....	2		2	42		42	97		97
Proprietary receipts from the public .....		(* *)	(* *)		3	-3		2	-2
Intrabudgetary transactions .....	(* *)		(* *)	2		2	13		13
<b>Total—National Aeronautics and Space Administration .....</b>	<b>1,592</b>	<b>(* *)</b>	<b>1,593</b>	<b>11,351</b>	<b>3</b>	<b>11,348</b>	<b>9,833</b>	<b>2</b>	<b>9,831</b>
<b>National Science Foundation:</b>									
Research and related activities .....									
Education and human resources .....	370		370	2,681		2,681	2,448		2,448
Other .....	15		15	464		464	618		618
Other .....	54		54	352		352	315		315
Proprietary receipts from the public .....		(* *)	(* *)		1	-1		1	-1
<b>Total—National Science Foundation .....</b>	<b>440</b>	<b>(* *)</b>	<b>440</b>	<b>3,497</b>	<b>1</b>	<b>3,496</b>	<b>3,381</b>	<b>1</b>	<b>3,380</b>
<b>Office of Personnel Management:</b>									
Government payment for annuitants, employees health and life insurance benefits .....									
Civil service retirement and disability fund .....	738		738	5,811		5,811	5,718		5,718
Employees life insurance fund .....	5,321		5,321	42,246		42,246	40,437		40,437
Employees and retired employees health benefits fund .....	226	645	-418	1,641	2,857	-1,216	1,617	2,919	-1,302
Other .....	2,966	3,289	-323	23,540	23,570	-30	22,137	22,771	-634
Other .....	18		18	99		99	68		68
Proprietary receipts from the public .....		(* *)	(* *)		1	-1		10	-10
Intrabudgetary transactions:									
Postal Service contributions .....									
Civil service retirement and disability fund: .....				-569		-569	-2,958		-2,958
Other .....	-4		-4	-24		-24	-24		-24
<b>Total—Office of Personnel Management .....</b>	<b>9,265</b>	<b>3,934</b>	<b>5,331</b>	<b>72,744</b>	<b>26,428</b>	<b>46,316</b>	<b>66,995</b>	<b>25,700</b>	<b>41,296</b>



**Table 5. Outlays of the U.S. Government, May 2008 and Other Periods—Continued**  
 [\$ millions]

Classification	This Month			Current Fiscal Year to Date			Prior Fiscal Year to Date		
	Gross Outlays	Applicable Receipts	Outlays	Gross Outlays	Applicable Receipts	Outlays	Gross Outlays	Applicable Receipts	Outlays
<b>Small Business Administration:</b>									
Public enterprise funds:									
Business loan fund .....	7	(* *)	7	505	14	491	548	19	529
Disaster loan fund .....	9	(* *)	8	150	2	147	926	3	923
Other .....	(* *)	1	-1	3	4	-1	4	5	-1
Other .....	54	.....	54	326	.....	326	159	(* *)	159
Proprietary receipts from the public .....	.....	(* *)	(* *)	.....	743	-743	.....	774	-774
Intrabudgetary transactions .....	.....	.....	.....	(* *)	.....	(* *)	(* *)	.....	(* *)
<b>Total—Small Business Administration .....</b>	<b>70</b>	<b>1</b>	<b>69</b>	<b>983</b>	<b>763</b>	<b>220</b>	<b>1,636</b>	<b>801</b>	<b>836</b>
<b>Social Security Administration:</b>									
Payments to social security trust funds .....	16	.....	16	13,674	.....	13,674	14,734	.....	14,734
Supplemental security income program .....	7,698	.....	7,698	32,691	.....	32,691	24,177	.....	24,177
Federal old-age and survivors insurance trust fund (off-budget):									
Benefit payments .....	42,547	.....	42,547	332,560	.....	332,560	317,032	.....	317,032
Administrative expenses .....	285	.....	285	2,175	.....	2,175	2,110	.....	2,110
<b>Total—FOASI trust fund .....</b>	<b>42,832</b>	<b>.....</b>	<b>42,832</b>	<b>334,735</b>	<b>.....</b>	<b>334,735</b>	<b>319,142</b>	<b>.....</b>	<b>319,142</b>
Federal disability insurance trust fund (off-budget):									
Benefit payments .....	8,759	.....	8,759	68,866	.....	68,866	64,050	.....	64,050
Administrative expenses .....	267	.....	267	1,667	.....	1,667	1,493	.....	1,493
<b>Total—FDI trust fund .....</b>	<b>9,026</b>	<b>.....</b>	<b>9,026</b>	<b>70,533</b>	<b>.....</b>	<b>70,533</b>	<b>65,543</b>	<b>.....</b>	<b>65,543</b>
Other .....	19	.....	19	128	.....	128	93	.....	93
Proprietary receipts from the public:									
On-budget .....	.....	313	-313	.....	1,885	-1,885	.....	1,646	-1,646
Off-budget .....	.....	18	-18	.....	75	-75	.....	59	-59
Intrabudgetary transactions:									
Off-budget <sup>2</sup> .....	-16	.....	-16	-13,665	.....	-13,665	-14,733	.....	-14,733
<b>Total—Social Security Administration .....</b>	<b>59,574</b>	<b>331</b>	<b>59,244</b>	<b>438,097</b>	<b>1,960</b>	<b>436,137</b>	<b>408,956</b>	<b>1,706</b>	<b>407,250</b>
<b>Other independent agencies:</b>									
Broadcasting Board of Governors .....	72	1	71	492	1	491	436	(* *)	437
Corporation for National and Community Service .....	84	.....	84	592	.....	592	601	.....	601
Corporation for Public Broadcasting .....	.....	.....	.....	448	.....	448	464	.....	464
District of Columbia:									
Courts .....	26	.....	26	171	.....	171	155	(* *)	155
General and special payments .....	35	.....	35	325	(* *)	325	325	(* *)	325
Other .....	.....	.....	.....	13	.....	13	.....	.....	.....
Equal Employment Opportunity Commission .....	33	(* *)	33	216	2	215	207	3	204
Export-Import Bank of the United States .....	3	10	-6	520	1,088	-569	415	1,849	-1,435
Federal Communications Commission:									
Universal service fund .....	594	.....	594	5,230	.....	5,230	4,980	.....	4,980
Spectrum auction program account .....	1	.....	1	5	.....	5	29	.....	29
Other .....	13	(* *)	13	34	14	20	12	19	-7
Federal Deposit Insurance Corporation:									
Deposit insurance fund .....	724	.....	724	-394	.....	-394	-551	.....	-551
FSLIC resolution fund .....	1	6	-5	503	148	355	391	170	221
<b>Total—Federal Deposit Insurance Corporation .....</b>	<b>725</b>	<b>6</b>	<b>719</b>	<b>109</b>	<b>148</b>	<b>-39</b>	<b>-159</b>	<b>170</b>	<b>-329</b>
Federal Drug Control Programs .....	21	.....	21	200	.....	200	207	.....	207
Intelligence Community Management Account .....	11	.....	11	135	.....	135	598	.....	598
Legal Services Corporation .....	29	.....	29	233	.....	233	232	.....	232
National Archives and Records Administration .....	27	2	25	248	13	235	248	26	222
National Credit Union Administration .....	56	76	-20	471	726	-255	238	595	-357
National Endowment for the Arts .....	9	(* *)	9	84	(* *)	84	80	(* *)	80
National Endowment for the Humanities .....	11	.....	11	90	.....	90	88	.....	88
Institute of Museum and Library Services .....	19	.....	19	160	.....	160	160	.....	160
National Labor Relations Board .....	27	(* *)	27	172	(* *)	172	165	(* *)	165
Nuclear Regulatory Commission .....	83	100	-16	581	546	35	487	476	11
Postal Service:									
Public enterprise funds (off-budget) .....	6,878	6,265	613	49,455	52,511	-3,056	50,970	51,395	-425
Payments to the Postal Service fund .....	.....	.....	.....	109	.....	109	114	.....	114

**Table 5. Outlays of the U.S. Government, May 2008 and Other Periods—Continued**  
 [\$ millions]

Classification	This Month			Current Fiscal Year to Date			Prior Fiscal Year to Date		
	Gross Outlays	Applicable Receipts	Outlays	Gross Outlays	Applicable Receipts	Outlays	Gross Outlays	Applicable Receipts	Outlays
<b>Other independent agencies:—Continued</b>									
Railroad Retirement Board:									
Federal windfall subsidy .....	6	.....	6	53	.....	53	59	.....	59
Federal payments to the railroad retirement accounts ..	(* *)	.....	(* *)	331	.....	331	342	.....	342
Railroad unemployment insurance trust fund:									
Benefit payments .....	3	.....	3	59	.....	59	52	.....	52
Transfer to administrative funds .....	1	.....	1	11	.....	11	.....	.....	.....
Rail industry pension fund:									
Benefit payments .....	345	.....	345	2,727	.....	2,727	2,697	.....	2,697
Advances from FOASDI fund .....	-107	.....	-107	-831	.....	-831	-816	.....	-816
OASDI certifications .....	104	.....	104	831	.....	831	817	.....	817
Administrative expenses .....	3	.....	3	3	.....	3	72	.....	72
Transfer to administrative funds .....	5	.....	5	42	.....	42	.....	.....	.....
Other .....	(* *)	.....	(* *)	1	.....	1	5	.....	5
National railroad retirement investment trust:									
Administrative expenses .....	8	.....	8	48	.....	48	33	.....	33
Transfers to the railroad retirement trust funds from the National railroad retirement investment trust .....	88	.....	88	836	.....	836	920	.....	920
Railroad Social Security equivalent benefit account:									
Benefit payments .....	488	.....	488	3,885	.....	3,885	3,760	.....	3,760
Transfer to administrative funds .....	2	.....	2	21	.....	21	.....	.....	.....
Other .....	(* *)	.....	(* *)	(* *)	.....	(* *)	.....	.....	.....
Proprietary receipts from the public .....	.....	1,103	-1,103	.....	-85	85	.....	4,055	-4,055
Intrabudgetary transactions:									
Other .....	-88	.....	-88	-1,167	.....	-1,167	-1,262	.....	-1,262
<b>Total—Railroad Retirement Board .....</b>	<b>860</b>	<b>1,103</b>	<b>-243</b>	<b>6,851</b>	<b>-85</b>	<b>6,935</b>	<b>6,679</b>	<b>4,055</b>	<b>2,624</b>
Securities and Exchange Commission .....	82	.....	82	117	.....	117	-142	.....	-142
Smithsonian Institution .....	68	(* *)	68	507	(* *)	507	524	(* *)	524
Tennessee Valley Authority .....	2,621	2,628	-6	17,628	17,469	159	12,241	12,557	-316
Other .....	88	62	26	1,459	418	1,041	1,249	450	799
<b>Total—Other independent agencies .....</b>	<b>12,479</b>	<b>10,253</b>	<b>2,226</b>	<b>86,653</b>	<b>72,850</b>	<b>13,803</b>	<b>81,603</b>	<b>71,594</b>	<b>10,008</b>
<b>Undistributed offsetting receipts:</b>									
Other interest .....	.....	(* *)	(* *)	.....	9	-9	.....	1	-1
Employer share, employee retirement:									
Department of Health and Human Services:									
Federal hospital insurance trust fund:									
Federal employer contributions .....	-243	.....	-243	-1,932	.....	-1,932	-1,870	.....	-1,870
Postal Service employer contributions .....	-64	.....	-64	-512	.....	-512	-464	.....	-464
Department of State:									
Foreign Service retirement and disability fund .....	-17	.....	-17	-141	.....	-141	-135	.....	-135
Other Defense Civil Programs:									
Military retirement fund .....	-1,339	.....	-1,339	-13,544	.....	-13,544	-11,996	.....	-11,996
Department of Defense Medicare-eligible retiree health care fund .....	.....	.....	.....	-11,496	.....	-11,496	-11,547	.....	-11,547
Office of Personnel Management:									
Civil service retirement and disability fund .....	-1,782	.....	-1,782	-12,285	.....	-12,285	-11,286	.....	-11,286
Social Security Administration (off-budget):									
Federal old-age and survivors insurance trust fund:									
Federal employer contributions .....	-980	.....	-980	-7,288	.....	-7,288	-6,851	.....	-6,851
Federal disability insurance trust fund:									
Federal employer contributions .....	-166	.....	-166	-1,237	.....	-1,237	-1,163	.....	-1,163
Payments for military service credits .....	.....	.....	.....	-8	.....	-8	.....	.....	.....
Other .....	(* *)	.....	(* *)	(* *)	.....	(* *)	(* *)	.....	(* *)
<b>Total—Employer share, employee retirement .....</b>	<b>-4,591</b>	<b>.....</b>	<b>-4,591</b>	<b>-48,442</b>	<b>.....</b>	<b>-48,442</b>	<b>-45,313</b>	<b>.....</b>	<b>-45,313</b>

**Table 5. Outlays of the U.S. Government, May 2008 and Other Periods—Continued**  
 [\$ millions]

Classification	This Month			Current Fiscal Year to Date			Prior Fiscal Year to Date		
	Gross Outlays	Applicable Receipts	Outlays	Gross Outlays	Applicable Receipts	Outlays	Gross Outlays	Applicable Receipts	Outlays
<b>Undistributed offsetting receipts:—Continued</b>									
Interest received by trust funds:									
Judicial Branch:									
Judicial survivors annuity fund .....	-3	.....	-3	-10	.....	-10	-17	.....	-17
Department of Health and Human Services:									
Federal hospital insurance trust fund .....	-31	.....	-31	-8,332	.....	-8,332	-8,004	.....	-8,004
Federal supplementary medical insurance trust fund .....	-50	.....	-50	-1,192	.....	-1,192	-1,025	.....	-1,025
Department of Homeland Security:									
Oil spill liability trust fund .....	-6	.....	-6	7	.....	7	-17	.....	-17
Other .....	-26	.....	-26	-68	.....	-68	-60	.....	-60
Department of Labor:									
Unemployment trust fund .....	-7	.....	-7	-1,876	.....	-1,876	-1,696	.....	-1,696
Department of State:									
Foreign Service retirement and disability fund .....	-1	.....	-1	-391	.....	-391	-386	.....	-386
Department of Transportation:									
Airport and airway trust fund .....	-5	.....	-5	-202	.....	-202	-219	.....	-219
Department of Veterans Affairs:									
National service life insurance fund .....	-2	.....	-2	-284	.....	-284	-303	.....	-303
United States government life insurance fund .....	(* *)	.....	(* *)	-1	.....	-1	-1	.....	-1
Corps of Engineers .....	-8	.....	-8	-72	.....	-72	-102	.....	-102
Other Defense Civil Programs:									
Military retirement fund .....	-1,209	.....	-1,209	-9,616	.....	-9,616	-7,773	.....	-7,773
Educational benefits fund .....	-9	.....	-9	-43	.....	-43	-31	.....	-31
Armed Forces Retirement Home .....	-1	.....	-1	-5	.....	-5	-3	.....	-3
Environmental Protection Agency .....	-5	.....	-5	-128	.....	-128	-153	.....	-153
Office of Personnel Management:									
Civil service retirement and disability fund .....	-45	.....	-45	-18,663	.....	-18,663	-18,757	.....	-18,757
Social Security Administration (off-budget):									
Federal old-age and survivors insurance trust fund ...	-98	.....	-98	-50,700	.....	-50,700	-47,205	.....	-47,205
Federal disability insurance trust fund .....	-14	.....	-14	-5,495	.....	-5,495	-5,344	.....	-5,344
Independent agencies:									
Railroad Retirement Board .....	-2	.....	-2	-84	.....	-84	-74	.....	-74
Other .....	-2	.....	-2	-21	.....	-21	-27	.....	-27
Other .....	-20	.....	-20	110	.....	110	-80	.....	-80
Total—Interest received by trust funds .....	-1,543	.....	-1,543	-97,065	.....	-97,065	-91,278	.....	-91,278
Rents and royalties on the outer continental shelf lands .....	.....	1,279	-1,279	.....	11,389	-11,389	.....	4,764	-4,764
Spectrum auction proceeds .....	.....	.....	.....	.....	(* *)	(* *)	.....	6,500	-6,500
Spectrum relocation activities .....	.....	.....	.....	.....	(* *)	(* *)	.....	6,850	-6,850
<b>Total—Undistributed offsetting receipts .....</b>	<b>-6,134</b>	<b>1,280</b>	<b>-7,413</b>	<b>-145,507</b>	<b>11,398</b>	<b>-156,905</b>	<b>-136,592</b>	<b>18,114</b>	<b>-154,706</b>
<b>Total outlays .....</b>	<b>322,802</b>	<b>32,603</b>	<b>290,199</b>	<b>2,212,855</b>	<b>219,466</b>	<b>1,993,390</b>	<b>2,027,518</b>	<b>210,248</b>	<b>1,817,270</b>
<b>Total on-budget .....</b>	<b>265,340</b>	<b>26,321</b>	<b>239,019</b>	<b>1,836,525</b>	<b>166,880</b>	<b>1,669,644</b>	<b>1,667,160</b>	<b>158,794</b>	<b>1,508,366</b>
<b>Total off-budget .....</b>	<b>57,462</b>	<b>6,283</b>	<b>51,180</b>	<b>376,330</b>	<b>52,585</b>	<b>323,745</b>	<b>360,359</b>	<b>51,454</b>	<b>308,905</b>
<b>Total surplus (+) or deficit .....</b>			<b>-165,927</b>			<b>-319,398</b>			<b>-148,453</b>
<b>Total on-budget .....</b>			<b>-168,628</b>			<b>-437,702</b>			<b>-264,655</b>
<b>Total off-budget .....</b>			<b>+2,700</b>			<b>+118,304</b>			<b>+116,203</b>

**MEMORANDUM**

Receipts offset against outlays

[\$ millions]

	Current Fiscal Year to Date	Comparable Period Prior Fiscal Year
Proprietary receipts .....	91,842	83,075
Intrabudgetary transactions .....	360,613	331,975
Governmental receipts .....	5,273	10,797
Total receipts offset against outlays .....	<u>457,729</u>	<u>425,848</u>

<sup>1</sup>Outlays have been decreased for the month of September 2007 and correspondingly increased for the month of October 2007 by \$1,282 million to reflect additional reporting by Department of Defense, Military.

<sup>2</sup>Includes FICA and SECA tax credits, non-contributory military service credits, special benefits for the aged, and credit for the unnegotiated OASI benefit checks.

... No Transactions.

(\* \*) Less than \$500,000.

Note: Details may not add to totals due to rounding.

**Table 6. Means of Financing the Deficit or Disposition of Surplus by the U.S. Government, May 2008 and Other Periods**

[\$ millions]

Assets and Liabilities Directly Related to Budget Off-budget Activity	Net Transactions (-) denotes net reduction of either liability or asset accounts			Account Balances Current Fiscal Year		
	This Month	Fiscal Year to Date		Beginning of		Close of This month
		This Year	Prior Year	This Year	This Month	
<b>Liability accounts:</b>						
Borrowing from the public:						
Treasury securities, issued under general Financing authorities:						
Debt held by the public .....	34,505	229,394	137,751	5,049,305	5,244,195	5,278,699
Intragovernmental holdings .....	-23,263	151,752	184,268	3,958,348	4,133,363	4,110,100
Total Treasury securities outstanding .....	11,242	381,145	322,018	9,007,653	9,377,557	9,388,799
Plus premium on Treasury securities .....	-41	463	-118	4,145	4,649	4,607
Less discount on Treasury securities .....	-14,084	-21,616	1,725	86,223	78,691	64,607
Total Treasury securities net of Premium and discount .....	25,284	403,224	320,175	8,925,575	9,303,515	9,328,799
Agency securities, issued under special financing authorities (see Schedule B. for other Agency borrowing, see Schedule C) .....	8	211	-392	22,959	23,163	23,170
Total federal securities .....	25,292	403,435	319,783	8,948,534	9,326,677	9,351,969
Deduct:						
Federal securities held as investments of government accounts (see Schedule D) .....	-22,833	151,790	184,139	3,958,417	4,133,040	4,110,207
Less discount on federal securities held as investments of government accounts .....	-14,411	-16,780	2,723	42,796	40,427	26,016
Net federal securities held as investments of government accounts .....	-8,422	168,571	181,416	3,915,621	4,092,613	4,084,192
Total borrowing from the public .....	33,713	234,864	138,367	5,032,913	5,234,064	5,267,777
Accrued interest payable to the public .....	-7,184	-4,108	-5,009	44,390	47,466	40,282
Allocations of special drawing rights .....	-15	314	179	7,627	7,956	7,941
Deposit funds .....	-611	19,941	-1,203	10,419	30,971	30,360
Miscellaneous liability accounts (includes checks outstanding etc.) .....	9,420	14,374	1,490	8,118	13,072	22,492
<b>Total liability accounts .....</b>	<b>35,323</b>	<b>265,386</b>	<b>133,823</b>	<b>5,103,466</b>	<b>5,333,528</b>	<b>5,368,852</b>
<b>Asset accounts (deduct)</b>						
Cash and monetary assets:						
U.S. Treasury operating cash <sup>1</sup> :						
Federal Reserve account .....	-335	-919	-110	5,539	4,955	4,620
Tax and loan note accounts .....	-126,470	-60,416	-25,885	69,698	135,752	9,282
Balance .....	-126,805	-61,335	-25,996	75,237	140,708	13,902
Special drawing rights:						
Total holdings .....	4	471	347	9,301	9,767	9,771
SDR certificates issued to Federal Reserve Banks .....	.....	.....	.....	-2,200	-2,200	-2,200
Balance .....	4	471	347	7,101	7,567	7,571
Reserve position on the U.S. quota in the IMF:						
U.S. subscription to International Monetary Fund:						
Direct quota payments .....	.....	.....	.....	46,525	46,525	46,525
Maintenance of value adjustments .....	-115	2,379	1,355	11,304	13,797	13,682
Letter of credit issued to IMF .....	852	446	-2,268	-52,101	-52,507	-51,655
Dollar deposits with the IMF .....	15	29	2	-153	-139	-124
Receivable/Payable (-) for interim maintenance of value adjustments .....	107	-2,205	-1,225	-1,111	-3,423	-3,316
Balance .....	859	649	-2,137	4,464	4,254	5,112
Other cash and monetary assets .....	240	595	533	25,168	25,523	25,762
Total cash and monetary assets .....	-125,702	-59,621	-27,252	111,969	178,050	52,348
Non-federal securities of the National railroad retirement investment trust .....	999	-666	3,266	30,780	29,115	30,114
Net Activity, Guaranteed Loan Financing .....	-1,151	5,214	6,491	-48,043	-41,678	-42,828
Net Activity, Direct Loan Financing .....	-4,152	-497	1,878	168,549	172,204	168,052
Miscellaneous asset accounts .....	-598	1,881	1,089	-267	2,212	1,614
<b>Total asset accounts .....</b>	<b>-130,604</b>	<b>-53,688</b>	<b>-14,528</b>	<b>262,988</b>	<b>339,905</b>	<b>209,300</b>
<b>Excess of liabilities (+) or assets (-) .....</b>	<b>+165,927</b>	<b>+319,073</b>	<b>+148,351</b>	<b>+4,840,478</b>	<b>+4,993,624</b>	<b>+5,159,551</b>
Transactions not applied to current year's surplus or deficit (see Schedule A for Details) .....	.....	325	102	.....	325	325
<b>Total budget and off-budget federal entities (financing of deficit (+) or disposition of surplus (-)) .....</b>	<b>+165,927</b>	<b>+319,398</b>	<b>+148,453</b>	<b>+4,840,478</b>	<b>+4,993,949</b>	<b>+5,159,876</b>

<sup>1</sup>Major sources of information used to determine Treasury's operating cash balance include Federal Reserve Banks, the Treasury Regional Finance Centers, the Internal Revenue Service Centers, the Bureau of the Public Debt and various electronic systems. Deposits are reflected as received and withdrawals are reflected as processed.

... No Transactions.

Note: Details may not add to totals due to rounding.

**Table 6. Schedule A—Analysis of Change in Excess of Liabilities of the U.S. Government, May 2008 and Other Periods**

[\$ millions]			
Classification	This Month	Fiscal Year to Date	
		This Year	Prior Year
<b>Excess of liabilities beginning of period:</b>			
Based on composition of unified budget in preceding period .....	4,993,624	4,841,785	4,679,712
Adjustments during current fiscal year for changes in composition of unified budget:			
Revisions by federal agencies to the prior budget results .....	.....	-1,307	21
<b>Excess of liabilities beginning of period (current basis) .....</b>	<b>4,993,624</b>	<b>4,840,478</b>	<b>4,679,734</b>
<b>Budget surplus (-) or deficit:</b>			
Based on composition of unified budget in prior fiscal year .....	165,927	319,398	148,453
Changes in composition of unified budget .....	.....	.....	.....
<b>Total surplus (-) or deficit (Table 2) .....</b>	<b>165,927</b>	<b>319,398</b>	<b>148,453</b>
Total-on-budget (Table 2) .....	168,628	437,702	264,655
Total-off-budget (Table 2) .....	-2,700	-118,304	-116,203
<b>Transactions not applied to current year's surplus or deficit:</b>			
Seigniorage .....	.....	-325	-102
Reclassification of aged unreconciled accounts .....	.....	.....	(* *)
Total-transactions not applied to current year's surplus or deficit .....	.....	-325	-102
<b>Excess of liabilities close of period .....</b>	<b>5,159,551</b>	<b>5,159,551</b>	<b>4,828,084</b>

**Table 6. Schedule B—Securities Issued by Federal Agencies Under Special Financing Authorities, May 2008 and Other Periods**

[\$ millions]						
Classification	Net Transactions (-) denotes net reduction of liability accounts			Account Balances Current Fiscal Year		
	This Month	Fiscal Year to Date		Beginning of		Close of This month
		This Year	Prior Year	This Year	This Month	
<b>Agency securities, issued under special financing authorities:</b>						
Obligations guaranteed by the United States, issued by:						
Department of Housing and Urban Development:						
Federal Housing Administration .....	1	-18	-25	85	66	67
Obligations not guaranteed by the United States, issued by:						
Legislative Branch:						
Architect of the Capitol .....	1	(* *)	(* *)	152	151	152
Independent agencies:						
Federal Communications Commission .....	.....	.....	.....	(* *)	(* *)	(* *)
National Archives and Records Administration .....	.....	-5	-5	215	210	210
Tennessee Valley Authority .....	6	234	-362	22,506	22,735	22,741
<b>Total agency securities .....</b>	<b>8</b>	<b>211</b>	<b>-392</b>	<b>22,959</b>	<b>23,163</b>	<b>23,170</b>

... No Transactions.

(\* \*) Less than \$500,000.

Note: Details may not add to totals due to rounding.

**Table 6. Schedule C (Memorandum)—Federal Agency Borrowing Financed Through the Issue of Treasury Securities, May 2008 and Other Periods**

[\$ millions]

Classification	Transactions			Account Balances Current Fiscal Year		
	This Month	Fiscal Year to Date		Beginning of		Close of This month
		This Year	Prior Year	This Year	This Month	
<b>Borrowing from the Treasury:</b>						
Department of Agriculture:						
Farm Service Agency:						
Commodity Credit Corporation .....	-326	759	-8,892	4,532	5,617	5,291
Agricultural credit insurance fund .....		460	601	5,654	6,114	6,114
Farm storage facility loans .....		80	79	467	547	547
Apple loans fund .....				1	1	1
Emergency boll weevil loan fund .....		(* *)		4	4	4
Natural Resources Conservation Service .....				4	4	4
Rural Housing Service:						
Rural housing insurance .....	109	530	806	11,479	11,900	12,009
Rural community facility loans fund .....	35	257	306	2,316	2,538	2,573
Multifamily housing revitalization loan account .....	(* *)	31	1	8	40	40
Rural Business – Cooperative Service:						
Rural business and industry loans .....				65	65	65
Rural development loan fund .....	1	11	15	267	276	278
Rural economic development loan fund .....	1	13	7	89	100	101
Rural Utilities Service:						
Rural water and waste disposal fund .....	135	401	601	7,293	7,559	7,694
Rural electrification and telecommunications fund .....	128	595	1,036	14,737	15,204	15,332
Rural telephone bank .....	(* *)	40	43	462	502	502
Distance learning and telemedicine program .....	2	40	49	311	348	350
Foreign Agricultural Service .....			90	1,448	1,448	1,448
Department of Commerce:						
Departmental Management:						
Emergency steel guaranteed loan fund .....				2	2	2
National Oceanic and Atmospheric Administration:						
Fisheries finance .....	14	26	70	470	482	496
Fishing vessel obligations .....	1	1	-2	9	9	10
National Telecommunications and Information Administration						
Digital television transition and public safety fund .....	300	500	28	164	365	665
Department of Defense – Military:						
Arms initiative loans .....			14	27	27	27
Family Housing improvement loans .....	12	28	9	197	213	225
Department of Education:						
College housing and academic facilities loans .....			(* *)	81	81	81
Federal direct student loans .....	774	11,921	11,452	103,893	115,039	115,813
Department of Energy:						
Bonneville Power Administration fund .....	100	-40	-135	2,241	2,100	2,200
Department of Homeland Security:						
National flood insurance fund .....		-175	650	17,535	17,360	17,360
Disaster assistance loan fund .....		-251	45	252	(* *)	(* *)
Department of Housing and Urban Development:						
Public and Indian Housing Programs:						
Low-rent public housing – loans and other expenses .....		1	3		1	1
Housing Programs:						
Federal Housing Administration .....				4,573	4,573	4,573
Department of the Interior:						
Helium fund .....				252	252	252
Bureau of Reclamation loan fund .....				73	73	73
Bureau of Indian Affairs .....			-21	8	8	8
Assistance to American Samoa loan fund .....				11	11	11
Department of Justice:						
Federal Prison Industries, Incorporated .....				20	20	20
Department of State:						
Repatriation loans .....		(* *)	(* *)	2	2	2
Department of Transportation:						
Minority business resource center fund .....			(* *)	(* *)	(* *)	(* *)
Federal Aviation Administration:						
Aircraft purchase loan guarantee program .....				(* *)	(* *)	(* *)
Federal Highway Administration:						
Transportation infrastructure finance and innovation fund .....	690	785	141	339	435	1,124
Federal Railroad Administration:						
Railroad rehabilitation and improvement loan fund .....	9	43	75	505	539	548
Other .....				(* *)	(* *)	(* *)
Maritime Administration:						
Ocean freight differential .....		-177	-253	193	15	15
Department of Treasury:						
Departmental Offices:						
Air transportation Stabilization fund .....			10			
Community development financial institutions fund .....	(* *)	1	(* *)	42	42	43
Federal Financing Bank revolving fund .....	1,167	-2,696	-1,575	17,609	13,746	14,913
Department of Veterans Affairs:						
Veterans housing benefit program fund .....		714	350	993	1,707	1,707
Native American veteran housing fund .....		8	4	53	61	61
Vocational rehabilitation loan fund .....		3	3	1	4	4
Guaranteed transitional housing loans for homeless veterans .....				(* *)	(* *)	(* *)

**Table 6. Schedule C (Memorandum)—Federal Agency Borrowing Financed Through the Issue of Treasury Securities, May 2008 and Other Periods—Continued**

[\$ millions]

Classification	Transactions			Account Balances Current Fiscal Year		
	This Month	Fiscal Year to Date		Beginning of		Close of This month
		This Year	Prior Year	This Year	This Month	
<b>Borrowing from the Treasury:—Continued</b>						
Corps of Engineers:						
Washington aqueduct .....		(* *)	(* *)	13	13	13
Environmental Protection Agency:						
Abatement, control, and compliance loan program .....	-1	-1	.....	16	16	15
General Services Administration:						
Land acquisition and development fund .....		.....	.....	(* *)	(* *)	(* *)
International Assistance Program:						
International Security Assistance:						
Foreign military loan program .....		.....	-202	27	27	27
Military debt reduction .....		.....	.....	225	225	225
Agency for International Development:						
International debt reduction .....		.....	.....	474	474	474
Overseas Private Investment Corporation .....	7	200	146	793	986	993
Small Business Administration:						
Business loan fund .....	5	-396	-263	1,358	957	962
Disaster loan fund .....		-1,832	1,823	10,008	8,176	8,176
Independent agencies:						
Export-Import Bank of the United States .....		.....	-547	4,364	4,364	4,364
Federal Communications Commission:						
Spectrum auction loan fund .....		.....	3	106	106	106
Presidio trust fund .....		.....	.....	50	50	50
Railroad Retirement Board:						
Social Security equivalent benefit account .....	268	2,205	2,115	2,945	4,881	5,149
Smithsonian Institution:						
John F. Kennedy Center parking facilities .....		.....	.....	20	20	20
Tennessee Valley Authority .....		150	150	.....	150	150
<b>Total agency borrowing from the Treasury financed through Treasury securities issued .....</b>	<b>3,432</b>	<b>14,233</b>	<b>8,837</b>	<b>219,079</b>	<b>229,880</b>	<b>233,312</b>
<b>Borrowing from the Federal Financing Bank:</b>						
Department of Agriculture:						
Rural Utilities Service:						
Rural electrification and telecommunications fund .....	235	101	633	25,604	25,470	25,705
Department of Defense – Military:						
Department of the Navy .....		.....	.....	1,624	1,624	1,624
Defense agencies .....		.....	-28	-1,555	-1,555	-1,555
Department of Education:						
Historically Black college and university capital financing fund .....	2	2	5	314	314	316
Department of Health and Human Services:						
Health maintenance organization loan and loan guarantee fund .....		.....	.....	(* *)	(* *)	(* *)
Department of Housing and Urban Development:						
Low-rent housing – loans and other expenses .....		-99	-93	791	691	691
Department of the Interior:						
Assistance to territories .....		.....	-2	1	1	1
Department of Transportation:						
Railroad rehabilitation and improvement loan fund .....		(* *)	(* *)	2	2	2
Department of Veterans Affairs:						
Guaranteed transitional housing for homeless veterans .....		(* *)	2	5	5	5
General Services Administration:						
Federal buildings fund .....	1	-25	-15	2,120	2,094	2,095
International Assistance Program:						
Foreign military financing program .....	(* *)	-85	-106	836	752	752
Small Business Administration:						
Business loan fund .....	-1	-5	-6	17	13	12
Independent agencies:						
Postal Service .....	929	-2,911	-2,100	4,200	360	1,289
<b>Total borrowing from the Federal Financing Bank .....</b>	<b>1,166</b>	<b>-3,022</b>	<b>-1,711</b>	<b>33,959</b>	<b>29,772</b>	<b>30,937</b>

Note: This table includes lending by the Federal Financing Bank accomplished by the purchase of agency financial assets, by the acquisition of agency debt securities, and by direct loans on behalf of an agency. The Federal Financing Bank borrows from Treasury and issues its own securities and in turn may loan these funds to agencies in lieu of agencies borrowing directly through Treasury or issuing their own securities.

... No Transactions.

(\* \*) Less than \$500,000.

Note: Details may not add to totals due to rounding.

**Table 6. Schedule D—Investments of Federal Government Accounts in Federal Securities, May 2008 and Other Periods**

[\$ millions]

Classification	Net Purchases or Sales (-)			Securities Held as Investments Current Fiscal Year		
	This Month	Fiscal Year to Date		Beginning of		Close of This month
		This Year	Prior Year	This Year	This Month	
<b>Federal funds:</b>						
Department of Agriculture .....	-3	30	53	88	120	118
Department of Commerce .....	.....	3	2	.....	3	3
Department of Defense-Military:						
Defense cooperation account .....	(* *)	(* *)	(* *)	6	7	7
Department of Energy .....	586	2,585	2,799	44,058	46,057	46,643
Department of Housing and Urban Development:						
Housing Programs:						
Federal Housing Administration fund .....	-4,379	-3,685	-461	22,410	23,104	18,725
Government National Mortgage Association:						
Guarantees of mortgage-backed securities .....	42	255	194	8,759	8,972	9,014
Department of the Interior .....	19	-11	190	7,166	7,136	7,155
Department of Labor .....	-17,768	-19,556	353	35,905	34,118	16,350
Department of Transportation .....	-48	61	103	924	1,032	985
Department of the Treasury .....	-5	471	595	17,171	17,647	17,642
Department of Veterans Affairs:						
Canteen service revolving fund .....	.....	.....	.....	26	26	26
Veterans reopened insurance fund .....	-4	-20	-19	379	363	359
Servicemen's group life insurance fund .....	.....	(* *)	(* *)	1	1	1
Other Defense Civil Programs:						
Uniformed services retiree health care fund .....	203	19,532	20,100	92,191	111,520	111,723
Office of Personnel Management:						
Postal Service contributions .....	.....	569	2,958	25,491	26,060	26,060
Independent agencies:						
Federal Deposit Insurance Corporation:						
Deposit insurance fund .....	-719	345	611	47,515	48,579	47,860
FSLIC resolution fund .....	-5	116	98	3,182	3,303	3,298
National Credit Union Administration .....	9	231	380	7,183	7,405	7,414
Postal Service .....	200	221	-1,495	979	1,000	1,200
Other .....	71	374	122	12,667	12,969	13,041
Other .....	-39	402	835	7,503	7,944	7,905
Total Treasury securities .....	-21,839	1,922	27,417	333,604	357,366	335,527
<b>Total Federal funds .....</b>	<b>-21,839</b>	<b>1,922</b>	<b>27,417</b>	<b>333,604</b>	<b>357,366</b>	<b>335,527</b>
<b>Trust funds:</b>						
Legislative Branch:						
Library of Congress .....	-2	-1	8	44	44	43
United States Tax Court .....	(* *)	1	(* *)	9	9	9
Other .....	-1	1	7	37	38	38
Judicial Branch:						
Judicial retirement funds .....	-2	41	55	745	788	786
Department of Agriculture .....	(* *)	30	42	6	36	35
Department of Defense-Military:						
Voluntary separation incentive fund .....	-11	18	9	560	589	578
Other .....	(* *)	-3	(* *)	39	36	36



**Table 6. Schedule D—Investments of Federal Government Accounts in Federal Securities, May 2008 and Other Periods—Continued**

[\$ millions]

Classification	Net Purchases or Sales (-)			Securities Held as Investments Current Fiscal Year		
	This Month	Fiscal Year to Date		Beginning of		Close of This month
		This Year	Prior Year	This Year	This Month	
<b>Trust Funds:—Continued</b>						
Department of Health and Human Services:						
Federal hospital insurance trust fund .....	-7,882	3,709	9,652	319,377	330,969	323,086
Federal supplementary medical insurance trust fund .....	-4,390	3,579	4,305	39,248	47,217	42,827
Other .....	9	-26	171	2,669	2,634	2,643
Department of Homeland Security .....	31	167	297	2,782	2,918	2,949
Department of the Interior .....	-7	-8	25	69	67	60
Department of Labor:						
Unemployment trust fund .....	13,723	5,008	9,933	74,923	66,208	79,931
Other .....	-9	-27	-26	77	59	50
Department of State:						
Foreign Service retirement and disability fund .....	-46	34	170	14,378	14,458	14,411
Other .....	7	(* *)	(* *)	34	27	34
Department of Transportation:						
Airport and airway trust fund .....	-487	1,474	2,847	7,931	9,892	9,405
Highway trust fund .....	-2,396	-1,545	3,871	12,205	13,055	10,659
Other .....	.....	.....	.....	(* *)	(* *)	(* *)
Department of Treasury .....	-51	-53	-25	865	863	812
Department of Veterans Affairs:						
General post fund, national homes .....	.....	2	-24	69	71	71
National service life insurance .....	-82	-397	-369	9,752	9,437	9,355
United States government life insurance fund .....	(* *)	-3	-3	35	32	31
Veterans special life insurance fund .....	-10	-10	-2	1,985	1,986	1,976
Corps of Engineers .....	68	408	424	4,023	4,363	4,431
Other Defense Civil Programs:						
Military retirement fund .....	-1,166	29,268	14,931	190,232	220,666	219,500
Other .....	14	159	63	1,571	1,716	1,730
Environmental Protection Agency .....	-87	467	608	5,680	6,235	6,147
National Aeronautics and Space Administration .....	.....	(* *)	(* *)	14	15	15
Office of Personnel Management:						
Civil service retirement and disability fund:						
Treasury securities .....	-3,100	-8,519	-7,569	701,665	696,246	693,145
Employees life insurance fund .....	419	1,219	1,333	32,965	33,765	34,184
Employees and retired employees health benefits fund .....	321	46	670	15,892	15,616	15,938
Social Security Administration:						
Federal old-age and survivors insurance trust fund .....	5,045	113,546	111,671	1,968,262	2,076,763	2,081,808
Federal disability insurance trust fund .....	-831	1,528	3,713	213,830	216,189	215,358
Independent agencies:						
Harry S. Truman Memorial Scholarship trust fund .....	3	1	(* *)	54	52	55
Japan-United States Friendship Commission .....	1	2	(* *)	38	39	40
Railroad Retirement Board:						
Treasury securities .....	-67	-305	-123	2,001	1,763	1,696
Agency securities .....	.....	(* *)	-1	6	6	6
Other .....	-6	60	61	740	806	800
Total Treasury securities .....	-993	149,868	156,723	3,624,807	3,775,668	3,774,675
Total agency securities .....	.....	(* *)	-1	6	6	6
<b>Total trust funds .....</b>	<b>-993</b>	<b>149,868</b>	<b>156,722</b>	<b>3,624,813</b>	<b>3,775,674</b>	<b>3,774,681</b>
<b>Grand total .....</b>	<b>-22,833</b>	<b>151,790</b>	<b>184,139</b>	<b>3,958,417</b>	<b>4,133,040</b>	<b>4,110,207</b>

... No Transactions.  
 (\* \*) Less than \$500,000.

Note: Investments are in Treasury securities unless otherwise noted.  
 Note: Details may not add to totals due to rounding.

**Table 6. Schedule E—Net Activity, Guaranteed and Direct Loan Financing, May 2008 and Other Periods**

[\$ millions]

Classification	Net Transactions (-) denotes net reduction of asset accounts			Account Balances Current Fiscal Year		
	This Month	Fiscal Year to Date		Beginning of		Close of This month
		This Year	Prior Year	This Year	This Month	
<b>Guaranteed Loan Financing Activity:</b>						
Department of Agriculture:						
Farm Service Agency:						
Commodity Credit Corporation export fund .....	-17	189	-626	-47	159	143
Agricultural credit insurance fund .....	-1	47	-11	-400	-352	-353
Rural Housing Service:						
Rural community facility loans .....	-1	20	3	-36	-15	-16
Rural housing insurance fund .....	-15	-46	-2	-640	-671	-685
Rural Business-Cooperative Service:						
Rural business and industry loans .....	5	17	6	-166	-154	-149
Renewable energy guaranteed loan account .....	(*)	1	(*)	-6	-5	-5
Rural Utilities Service:						
Rural water and waste disposal fund .....	(*)	(*)	(*)	-24	-24	-24
Department of Commerce:						
General Administration:						
Emergency oil, gas, and steel account .....	.....	-2	19	-47	-48	-48
National Oceanic and Atmospheric Administration:						
Fishing vessel obligations .....	-1	-2	-3	5	4	3
Department of Defense-Military .....	(*)	(*)	22	1	1	2
Department of Education:						
Office of Student Financial Assistance:						
Federal family education loans .....	1,984	7,321	4,235	-36,847	-31,511	-29,526
Department of Health and Human Services:						
Health Resources and Services Administration:						
Health center loans .....	.....	.....	-1	-4	-4	-4
Health education assistance loans .....	(*)	19	6	-111	-92	-91
Department of Housing and Urban Development:						
Public and Indian Housing Programs:						
Indian housing loans .....	-1	3	1	-35	-30	-31
Native Hawaiian housing loans .....	(*)	(*)	.....	(*)	(*)	(*)
Community Planning and Development:						
Community development loans .....	(*)	-2	-3	-87	-89	-89
Housing Programs:						
FHA-Mutual mortgage insurance loans .....	-4,615	-4,188	-595	-1,013	-586	-5,201
FHA-General and special risk fund .....	589	575	1,844	122	109	698
Government National Mortgage Association:						
Guarantees of mortgaged-backed securities .....	-28	-195	-199	-1,389	-1,556	-1,584
Department of the Interior:						
Bureau of Indian Affairs .....						
Bureau of Indian Affairs .....	(*)	-1	-5	-98	-99	-99
Department of Transportation:						
Office of the Secretary:						
Minority business resource center fund .....	.....	(*)	(*)	(*)	(*)	(*)
Federal Highway Administration:						
Transportation infrastructure finance and innovation fund .....	.....	.....	.....	(*)	(*)	(*)
Maritime Administration:						
Maritime guaranteed loan (Title XI) fund .....	-18	-20	-1	-331	-333	-351
Department of the Treasury:						
Departmental Offices:						
Air transportation stabilization fund .....	.....	.....	29	(*)	(*)	(*)
Department of Veterans Affairs:						
Veterans Benefits Administration:						
Veterans housing benefit program fund .....	209	10	745	-2,908	-3,107	-2,898
Guaranteed transitional housing loans for homeless veterans .....	(*)	(*)	2	(*)	(*)	(*)
International Assistance Program:						
Agency for International Development:						
Ukraine export credit insurance fund .....	.....	(*)	.....	(*)	.....	.....
Loan guarantees to Israel .....	.....	.....	.....	-1,243	-1,243	-1,243
Urban and environmental credit guaranteed loans .....	1	-1	1	-122	-123	-123
Microenterprise and small enterprise development .....	(*)	(*)	(*)	2	2	2
Development credit authority loan fund .....	-1	-1	6	-20	-21	-22
Loan guarantees to Egypt .....	.....	.....	.....	-177	-177	-177
Overseas Private Investment Corporation .....	509	456	-36	-543	-596	-87
Small Business Administration:						
Business loan fund .....	235	851	300	-984	-368	-133
Independent agencies:						
Export-Import Bank of the United States .....	14	162	755	-898	-750	-736
<b>Net Activity, Guaranteed Loan Financing .....</b>	<b>-1,151</b>	<b>5,214</b>	<b>6,491</b>	<b>-48,043</b>	<b>-41,678</b>	<b>-42,828</b>
<b>Direct Loan Financing Activity:</b>						
Department of Agriculture:						
Farm Service Agency:						
Agricultural credit insurance fund .....	48	221	-109	3,990	4,162	4,211
Farm storage facility loans .....	(*)	-17	25	304	287	288
Apple loans fund .....	(*)	(*)	(*)	1	1	1
Emergency boll weevil loan fund .....	.....	(*)	.....	(*)	(*)	(*)
Natural Resources Conservation Service:						
Agricultural resource conservation demonstration program .....	.....	.....	.....	(*)	(*)	(*)

**Table 6. Schedule E—Net Activity, Guaranteed and Direct Loan Financing, May 2008 and Other Periods—Continued**

[\$ millions]

Classification	Net Transactions (-) denotes net reduction of asset accounts			Account Balances Current Fiscal Year		
	This Month	Fiscal Year to Date		Beginning of		Close of This month
		This Year	Prior Year	This Year	This Month	
<b>Direct Loan Financing Activity:—Continued</b>						
Department of Agriculture:—Continued						
Rural Housing Service:						
Rural community facility loans fund .....	17	137	169	2,069	2,188	2,205
Rural housing insurance fund .....	2	-41	-141	11,360	11,317	11,319
Multifamily housing revitalization loan account .....	(* *)	17	(* *)	8	25	25
Rural Business-Cooperative Service:						
Rural business and industry loan fund .....	-2	-2	-6	-14	-15	-16
Rural development loan fund .....	(* *)	-3	1	261	258	258
Rural economic development loan fund .....	(* *)	1	-3	82	84	83
Rural Utilities Service:						
Rural water and waste disposal loans .....	75	161	160	6,399	6,485	6,560
Rural electrification and telecommunications fund .....	280	1,536	1,826	28,055	29,312	29,592
Rural telephone bank .....	-10	-6	-22	462	466	456
Distance learning and telemedicine program .....	(* *)	13	8	309	322	321
Rural development insurance fund .....	.....	.....	.....	1,065	1,065	1,065
Foreign Agricultural Service:						
P.L. 480 direct loan fund .....	-71	-597	-224	1,033	507	436
International debt reduction .....	-2	-28	59	153	126	124
Department of Commerce:						
National Oceanic and Atmospheric Administration:						
Fisheries finance .....	-7	-18	53	468	456	450
Department of Defense-Military .....	15	27	5	197	209	223
Department of Education:						
Office of Postsecondary Education:						
College housing and academic facilities loans .....	-2	-2	-1	13	13	11
Historically Black college and university capital financing fund .....	2	5	5	-5	-2	(* *)
Office of Student Financial Assistance:						
Federal direct student loans .....	-4,836	-1,010	-832	98,527	102,353	97,516
Department of Homeland Security:						
Disaster assistance loan fund .....	-1	-1	37	2	2	1
Department of Housing and Urban Development:						
Housing Programs:						
FHA-Mutual mortgage insurance loans .....	(* *)	-1	1	-3	-4	-4
FHA-General and special risk fund .....	.....	.....	(* *)	(* *)	(* *)	(* *)
Department of the Interior:						
Bureau of Reclamation .....	.....	-15	-7	63	48	48
Bureau of Indian Affairs .....	(* *)	-1	-3	5	4	4
Assistance to American Samoa loan fund .....	.....	-2	-1	11	9	9
Department of State:						
Administration of Foreign Affairs:						
Repatriation loans .....	(* *)	-1	(* *)	-5	-6	-6
Department of Transportation:						
Federal Highway Administration:						
Transportation infrastructure finance and innovation fund .....	685	772	150	337	423	1,108
Federal Railroad Administration:						
Railroad rehabilitation and improvement loan fund .....	9	-237	35	505	259	268
Department of the Treasury:						
Departmental Offices:						
Community development financial institutions fund .....	(* *)	-2	-3	42	40	40
Financial Management Service .....	.....	.....	.....	(* *)	(* *)	(* *)
Department of Veterans Affairs:						
Veterans Benefits Administration:						
Veterans housing benefit program fund .....	-183	-194	83	916	904	722
Native American veteran housing fund .....	(* *)	4	1	40	44	44
Vocational rehabilitation loan fund .....	(* *)	(* *)	(* *)	1	1	1
Environmental Protection Agency:						
Abatement, control, and compliance loan program .....	-2	-4	-3	16	14	12
International Assistance Program:						
International Security Assistance:						
Foreign military loan program .....	.....	(* *)	-225	13	13	13
Military debt reduction .....	.....	-318	-7	219	-99	-99
Agency for International Development:						
International debt reduction .....	-12	-32	-28	246	227	215
Overseas Private Investment Corporation .....	-37	-70	22	654	621	584
Small Business Administration:						
Business loan fund .....	-1	-7	1	106	99	99
Disaster loan fund .....	-49	-253	1,353	7,272	7,069	7,019
Independent agencies:						
Export-Import Bank of the United States .....	-73	-523	-396	3,315	2,865	2,792
Federal Communications Commission:						
Spectrum auction loan fund .....	.....	-5	-103	60	55	55
<b>Net Activity, Direct Loan Financing .....</b>	<b>-4,152</b>	<b>-497</b>	<b>1,878</b>	<b>168,549</b>	<b>172,204</b>	<b>168,052</b>

Note: Federal credit programs provide benefits to the public in the form of direct loans and loan guarantees. This table reflects cash transactions and balances of the nonbudgetary financing fund accounts that result from the disbursement of loans, collection of fees, repayment of principle, sale of collateral, interest, and subsidy received from the credit program accounts at net present value in accordance with the *Credit Reform Act of 1990*. Unreimbursed costs such as

administrative expenses and subsidy payments are reported on a cash basis and included within each program's budgetary totals in Table 5.

... No Transactions.

(\* \*) Less than \$500,000.

Note: Details may not add to totals due to rounding.



**Table 7. Receipts and Outlays of the U.S. Government by Month, Fiscal Year 2008—Continued**  
 [\$ millions]

Classification	Oct.	Nov.	Dec.	Jan.	Feb.	March	April	May	June	July	Aug.	Sept.	Fiscal Year To Date	Comparable Period Prior F.Y.
<b>Outlays:—Continued</b>														
Department of Veterans Affairs:														
Compensation and pensions .....	3,223	6,163	3,351	207	6,470	268	3,369	6,523					29,572	21,792
National service life .....	77	73	70	84	95	101	93	89					682	672
Other .....	3,535	4,187	3,283	3,220	3,378	3,772	3,596	4,405					29,377	24,325
Corps of Engineers .....	450	321	437	507	447	376	333	371					3,242	2,289
Other Defense Civil Programs .....	3,694	4,110	4,021	4,193	4,010	3,993	3,232	3,771					31,023	31,518
Environmental protection .....	668	677	714	687	630	713	576	675					5,340	5,385
Executive Office of the President .....	96	113	152	140	110	92	93	80					875	2,318
General Services Administration .....	33	24	38	29	17	189	-12	135					452	222
International Assistance Program:														
International Security Assistance .....	997	449	356	3,715	379	621	361	387					7,265	6,230
Multilateral Assistance .....	118	61	49	89	54	4	1,022	82					1,480	1,850
International Development														
Assistance .....	551	373	474	295	263	421	395	-320					2,451	2,694
Other .....	-1,599	-1,516	-79	-452	-52	-706	7	-480					-4,876	-1,368
National Aeronautics and Space														
Administration .....	1,104	1,596	1,548	1,216	1,264	1,486	1,541	1,593					11,348	9,831
National Science Foundation .....	445	478	451	394	429	463	396	440					3,496	3,380
Office of Personnel Management .....	6,326	5,026	5,352	5,987	5,843	6,061	6,390	5,331					46,316	41,296
Small Business Administration .....	71	71	73	78	-268	66	61	69					220	836
Social Security Administration:														
Federal old-age and survivors ins. trust fund (off-budget) .....	40,770	40,907	41,500	41,882	41,970	42,680	42,195	42,832					334,735	319,142
Federal disability ins. trust fund (off-budget) .....	8,402	8,474	8,832	8,825	8,845	9,026	9,105	9,026					70,533	65,543
Other .....	3,387	6,692	3,306	-59	6,783	-85	3,459	7,386					30,868	22,566
Independent agencies:														
Fed. Deposit Ins. Corp:														
Deposit insurance fund .....	962	-485	-524	-199	-504	-220	-148	724					-394	-551
FSLIC resolution fund .....	215	-29	-44	246	-7	-5	-17	-5					355	221
Postal Service:														
Public enterprise funds (off-budget) .....	-926	287	-525	-721	-449	-523	-812	613					-3,056	-425
Payments to the Postal Service fund .....	93	8	.....	8	.....	.....	.....	.....					109	114
Tennessee Valley Authority .....	195	74	-112	60	-217	454	-289	-6					159	-316
Other independent agencies .....	979	1,325	3,546	2,449	3,546	2,134	1,750	901					16,630	10,964
Undistributed offsetting receipts:														
Employer share, employee retirement .....	-18,288	-4,397	-4,084	-4,472	-4,316	-4,201	-4,094	-4,591					-48,442	-45,313
Interest received by trust funds .....	-1,489	-1,755	-85,937	-1,180	-1,509	-720	-2,931	-1,543					-97,065	-91,278
Rents and royalties on outer continental shelf lands .....	-760	-942	-721	-1,208	-2,328	-1,288	-2,863	-1,279					-11,389	-4,764
Other .....	(* *)	(* *)	(* *)	-1	-5	(* *)	-1	(* *)					-9	-13,351
<b>Totals this year:</b>														
<b>Total outlays .....</b>	<b>235,014</b>	<b>249,293</b>	<b>228,721</b>	<b>237,379</b>	<b>281,287</b>	<b>227,028</b>	<b>244,469</b>	<b>290,199</b>					<b>1,993,390</b>	<b>.....</b>
<b>(On-budget) .....</b>	<b>192,586</b>	<b>200,783</b>	<b>235,395</b>	<b>193,589</b>	<b>232,181</b>	<b>177,070</b>	<b>199,021</b>	<b>239,019</b>					<b>1,669,644</b>	<b>.....</b>
<b>(Off-budget) .....</b>	<b>42,428</b>	<b>48,510</b>	<b>-6,674</b>	<b>43,790</b>	<b>49,106</b>	<b>49,958</b>	<b>45,448</b>	<b>51,180</b>					<b>323,745</b>	<b>.....</b>
<b>Total-surplus (+) or deficit (-) .....</b>	<b>-56,838</b>	<b>-98,238</b>	<b>+48,261</b>	<b>+17,839</b>	<b>-175,563</b>	<b>-48,212</b>	<b>+159,282</b>	<b>-165,927</b>					<b>-319,398</b>	<b>.....</b>
<b>(On-budget) .....</b>	<b>-59,440</b>	<b>-98,078</b>	<b>-8,270</b>	<b>-2,408</b>	<b>-178,686</b>	<b>-56,230</b>	<b>+134,038</b>	<b>-168,628</b>					<b>-437,702</b>	<b>.....</b>
<b>(Off-budget) .....</b>	<b>+2,601</b>	<b>-160</b>	<b>+56,531</b>	<b>+20,246</b>	<b>+3,123</b>	<b>+8,018</b>	<b>+25,244</b>	<b>+2,700</b>					<b>+118,304</b>	<b>.....</b>
<b>Total borrowing from the public ...</b>	<b>18,877</b>	<b>79,523</b>	<b>-8,975</b>	<b>-3,664</b>	<b>127,587</b>	<b>76,304</b>	<b>-88,501</b>	<b>33,713</b>					<b>234,864</b>	<b>138,367</b>
<i>Total-outlays prior year .....</i>	<i>217,014</i>	<i>218,907</i>	<i>218,007</i>	<i>222,372</i>	<i>240,305</i>	<i>262,761</i>	<i>205,967</i>	<i>231,937</i>					<i>.....</i>	<i>1,817,270</i>
<i>(On-budget) .....</i>	<i>176,517</i>	<i>173,720</i>	<i>223,858</i>	<i>179,869</i>	<i>193,617</i>	<i>215,714</i>	<i>160,504</i>	<i>184,566</i>					<i>.....</i>	<i>1,508,366</i>
<i>(Off-budget) .....</i>	<i>40,497</i>	<i>45,187</i>	<i>-5,851</i>	<i>42,504</i>	<i>46,688</i>	<i>47,047</i>	<i>45,462</i>	<i>47,371</i>					<i>.....</i>	<i>308,905</i>
<i>Total-surplus (+) or deficit (-) prior year .....</i>	<i>-49,321</i>	<i>-73,042</i>	<i>+41,961</i>	<i>+38,236</i>	<i>-119,993</i>	<i>-96,270</i>	<i>+177,674</i>	<i>-67,699</i>					<i>.....</i>	<i>-148,453</i>
<i>(On-budget) .....</i>	<i>-51,836</i>	<i>-73,849</i>	<i>-9,678</i>	<i>+19,650</i>	<i>-123,885</i>	<i>-108,210</i>	<i>+155,135</i>	<i>-71,982</i>					<i>.....</i>	<i>-264,655</i>
<i>(Off-budget) .....</i>	<i>+2,514</i>	<i>+807</i>	<i>+51,639</i>	<i>+18,586</i>	<i>+3,892</i>	<i>+11,940</i>	<i>+22,540</i>	<i>+4,284</i>					<i>.....</i>	<i>+116,203</i>

... No transactions.  
 (\* \*) Less than \$500,000.  
 Note: Details may not add to totals due to rounding.

**Table 8. Trust Fund Impact on Budget Results and Investment Holdings as of May 31, 2008**

[\$ millions]

Classification	This Month			Fiscal Year to Date			Securities held as Investments Current Fiscal Year		
	Receipts	Outlays	Excess	Receipts	Outlays	Excess	Beginning of		Close of This Month
							This Year	This Month	
<b>Trust receipts, outlays, and investments held:</b>									
Airport and airway .....	943	1,360	-417	7,177	7,115	62	7,931	9,892	9,405
Black lung disability .....	45	28	17	414	221	194	.....	.....	.....
Federal disability insurance .....	8,018	9,026	-1,007	72,031	70,533	1,498	213,830	216,189	215,358
Federal employees life and health .....	.....	-742	742	.....	-1,246	1,246	48,857	49,381	50,122
Federal employees retirement .....	2,245	5,392	-3,147	34,392	42,809	-8,417	716,797	711,501	708,352
Federal hospital insurance .....	15,279	23,332	-8,053	154,301	150,956	3,345	319,377	330,969	323,086
Federal old-age and survivors insurance .....	47,153	42,832	4,321	448,485	334,735	113,749	1,968,262	2,076,763	2,081,808
Federal supplementary medical insurance .....	23,796	27,668	-3,872	160,908	156,917	3,991	39,248	47,217	42,827
Hazardous substance superfund .....	4	105	-101	1,112	814	299	2,744	3,160	3,079
Highways .....	1,865	3,588	-1,723	22,107	25,097	-2,989	12,205	13,055	10,659
Military advances .....	1,874	1,348	526	15,875	10,826	5,050	.....	.....	.....
Military retirement .....	2,547	3,881	-1,334	69,347	30,293	39,054	190,232	220,666	219,500
Railroad retirement .....	1,610	937	673	4,383	7,564	-3,180	2,007	1,769	1,702
Unemployment .....	12,821	3,465	9,357	33,860	28,914	4,946	74,923	66,208	79,931
Veterans life insurance .....	17	114	-98	379	789	-410	11,772	11,454	11,362
All other trust .....	425	418	7	4,453	3,405	1,048	16,629	17,448	17,488
<b>Total trust fund receipts and outlays and investments held from Table 6-D .....</b>	<b>118,643</b>	<b>122,752</b>	<b>-4,109</b>	<b>1,029,225</b>	<b>869,741</b>	<b>159,484</b>	<b>3,624,813</b>	<b>3,775,674</b>	<b>3,774,681</b>
Less: Interfund transactions .....	33,537	33,537	.....	386,021	386,021	.....			
Trust fund receipts and outlays on the basis of Tables 4 & 5 .....	85,107	89,216	-4,109	643,204	483,720	159,484			
<b>Total Federal fund receipts and outlays .....</b>	<b>39,266</b>	<b>201,085</b>	<b>-161,819</b>	<b>1,031,478</b>	<b>1,510,361</b>	<b>-478,883</b>			
Less: Interfund transactions .....	101	101	.....	691	691	.....			
Federal fund receipts and outlays on the basis of Table 4 & 5 .....	39,165	200,983	-161,819	1,030,787	1,509,670	-478,883			
<b>Net budget receipts &amp; outlays .....</b>	<b>124,272</b>	<b>290,199</b>	<b>-165,927</b>	<b>1,673,991</b>	<b>1,993,390</b>	<b>-319,398</b>			

Note: Interfund receipts and outlays are transactions between Federal funds and trust funds such as Federal payments and contributions, and interest and profits on investments in Federal securities. They have no net effect on overall budget receipts and outlays since the receipts side

of such transactions is offset against budget outlays. In this table, Interfund receipts are shown as an adjustment to arrive at total receipts and outlays of trust funds respectively.

**Table 9. Summary of Receipts by Source, and Outlays by Function of the U.S. Government, May 2008 and Other Periods**

[\$ millions]

Classification	This Month	Fiscal Year To Date	Comparable Period Prior Fiscal Year
<b>RECEIPTS</b>			
Individual income taxes .....	21,651	769,209	765,630
Corporation income taxes .....	7,046	178,188	210,919
Social insurance and retirement receipts:			
Employment and general retirement .....	68,890	576,043	552,372
Unemployment insurance .....	12,746	31,547	32,801
Other retirement .....	394	2,809	2,809
Excise taxes .....	5,262	42,391	39,676
Estate and gift taxes .....	1,994	20,115	17,947
Customs duties .....	2,158	17,875	16,538
Miscellaneous receipts .....	4,130	35,814	30,127
<b>Total .....</b>	<b>124,272</b>	<b>1,673,991</b>	<b>1,668,818</b>
<b>NET OUTLAYS</b>			
National defense .....	53,634	412,909	368,170
International affairs .....	1,549	17,720	19,102
General science, space, and technology .....	2,074	15,285	13,856
Energy .....	207	178	228
Natural resources and environment .....	2,188	19,491	18,181
Agriculture .....	563	20,033	20,324
Commerce and housing credit .....	6,068	6,823	-40
Transportation .....	6,645	47,768	44,548
Community and regional development .....	1,322	15,192	18,203
Education, training, employment and social services .....	10,750	63,288	60,131
Health .....	24,935	188,050	178,486
Medicare .....	45,693	266,119	249,215
Income security .....	52,713	309,681	265,774
Social security .....	51,840	405,203	384,626
Veterans benefits and services .....	11,006	59,614	46,890
Administration of justice .....	3,644	30,224	27,096
General government .....	1,778	10,882	9,087
Net interest .....	19,459	164,760	156,817
Undistributed offsetting receipts .....	-5,870	-59,832	-63,427
<b>Total .....</b>	<b>290,199</b>	<b>1,993,390</b>	<b>1,817,270</b>

... No transactions.

Note: Details may not add to totals due to rounding.

# Explanatory Notes

## 1. Flow of Data Into Monthly Treasury Statement

The *Monthly Treasury Statement (MTS)* is assembled from data in the central accounting system. The major sources of data include monthly accounting reports by Federal entities and disbursing officers, and daily reports from the Federal Reserve banks. These reports detail accounting transactions affecting receipts and outlays of the Federal Government and off-budget Federal entities, and their related effect on the assets and liabilities of the U.S. Government. Information is presented in the *MTS* on a modified cash basis.

## 2. Notes on Receipts

Receipts included in the report are classified into the following major categories: (1) budget receipts and (2) offsetting collections (also called applicable receipts). Budget receipts are collections from the public that result from the exercise of the Government's sovereign or governmental powers, excluding receipts offset against outlays. These collections, also called governmental receipts, consist mainly of tax receipts (including social insurance taxes), receipts from court fines, certain licenses, and deposits of earnings by the Federal Reserve System. Refunds of receipts are treated as deductions from gross receipts.

Offsetting collections are from other Government accounts or the public that are of a business-type or market-oriented nature. They are classified into two major categories: (1) offsetting collections credited to appropriations or fund accounts, and (2) offsetting receipts (i.e., amounts deposited in receipt accounts). Collections credited to appropriation or fund accounts normally can be used without appropriation action by Congress. These occur in two instances: (1) when authorized by law, amounts collected for materials or services are treated as reimbursements to appropriations and (2) in the three types of revolving funds (public enterprise, intragovernmental, and trust); collections are netted against spending, and outlays are reported as the net amount.

Offsetting receipts in receipt accounts cannot be used without being appropriated. They are subdivided into two categories: (1) proprietary receipts—these collections are from the public and they are offset against outlays by agency and by function, and (2) intragovernmental funds—these are payments into receipt accounts from Governmental appropriation or funds accounts. They finance operations within and between Government agencies and are credited with collections from other Government accounts. The transactions may be intrabudgetary when the payment and receipt both occur within the budget or from receipts from off-budget Federal entities in those cases where payment is made by a Federal entity whose budget authority and outlays are excluded from the budget totals.

Intrabudgetary transactions are subdivided into three categories: (1) interfund transactions, where the payments are from one fund group (either Federal funds or trust funds) to a receipt account in the other fund group; (2) Federal intrafund transactions, where the payments and receipts both occur within the Federal fund group; and (3) trust intrafund transactions, where the payments and receipts both occur within the trust fund group.

Offsetting receipts are generally deducted from budget authority and outlays by function, by subfunction, or by agency. There are four types of receipts, however, that are deducted from budget totals as undistributed offsetting receipts. They are: (1) agencies' payments (including payments by off-budget Federal entities) as employers into employees retirement funds, (2) interest received by trust funds, (3) rents and royalties on the Outer Continental Shelf lands, and (4) other interest (i.e., interest collected on Outer Continental Shelf money in deposit funds when such money is transferred into the budget).

## 3. Notes on Outlays

Outlays are generally accounted for on the basis of checks issued, electronic funds transferred, or cash payments made. Certain outlays do not require issuance of cash or checks. An example is charges made against appropriations for that part of employees' salaries withheld for taxes or savings bond allotments — these are counted as payments to the employee and credits for whatever purpose the money was withheld.

Outlays are stated net of offsetting collections (including receipts of revolving and management funds) and of refunds. Interest on the public debt (public issues) is recognized on the accrual basis. Federal credit programs subject to the Federal Credit Reform Act of 1990 use the cash basis of accounting and are divided into two components. The portion of the credit activities that involve a cost to the Government (mainly subsidies) is included within the budget program accounts. The remaining portion of the credit activities are in non-budget financing accounts. Outlays of off-budget Federal entities are excluded by law from budget totals. However, they are shown separately and combined with the on-budget outlays to display total Federal outlays.

## 4. Processing

The data on payments and collections are reported by account symbol into the central accounting system. In turn, the data are extracted from this system for use in the preparation of the *MTS*.

There are two major checks which are conducted to assure the consistency of the data reported:

1. Verification of payment data. The monthly payment activity reported by Federal entities on their Statements of Transactions is compared to the payment activity of Federal entities as reported by disbursing officers.
2. Verification of collection data. Reported collections appearing on Statements of Transactions are compared to deposits as reported by Federal Reserve banks.

## 5. Other Sources of Information About Federal Government Financial Activities

- *A Glossary of Terms Used in the Federal Budget Process, January 1995* (Available from the U.S. Government Accountability Office, at <http://www.gao.gov/new.items/d05734sp>, or by calling 202-512-6000. This glossary provides a basic reference document of standardized definitions of terms used by the Federal Government in the budgetmaking process.

- *Daily Treasury Statement* (Available on the Internet at <http://www.fms.treas.gov/>). The *Daily Treasury Statement* is published each working day of the Federal Government and provides data on the cash and debt operations of the Treasury.

- *Monthly Statement of the Public Debt of the United States* (Available from GPO, Washington, D.C. 20402 on a subscription basis only and on the Internet at <http://www.publicdebt.treas.gov/opd/opd.htm>). This publication provides detailed information concerning the public debt.

- *Treasury Bulletin* (Available from GPO, Washington, D.C. 20402, by subscription or single copy and on the Internet at <http://www.fms.treas.gov/>). Quarterly. Contains a mix of narrative, tables, and charts on Treasury issues, Federal financial operations, international statistics, and special reports.

- *Budget of the United States Government, Fiscal Year 20* — (Available from GPO, Washington, D.C. 20402 and on the Internet at <http://access.gpo.gov/>). This publication is a single volume which provides budget information and contains:

- Budget of the United States Government, FY 20* —
- Appendix, The Budget of the United States Government, FY 20* —
- Analytical Perspectives*
- Historical Tables*

- *Combined Statement of Receipts, Outlays, and Balances of the United States Government* (Available from Financial Management Service, U.S. Department of the Treasury, Washington, D.C. 20227 and on the Internet at <http://www.fms.treas.gov/annualreport>). This report includes budgetary results at the summary level and presents individual receipt and appropriation accounts at the detail level.

**Scheduled Release**

**The release date for the June 2008 Statement  
will be 2:00 p.m. EST July 11, 2008.**

For sale by the Superintendent of Documents, U.S. Government Printing  
Office, Washington, D.C. 20402 (202) 512-1800. The subscription price is  
\$58.00 per year (domestic), \$81.20 per year (foreign).  
No single copies are sold.

The Monthly Treasury Statement is available on the Department of Commerce's STAT-USA Internet Web Site at: <http://www.stat-usa.gov>  
For information call (202) 482-1986.

Internet service subscribers can access the current issue of the Monthly Treasury Statement through the  
Financial Management Service's home page:

<http://www.fms.treas.gov/>