

# Monthly Treasury Statement

## **Receipts and Outlays of the United States Government**

For Fiscal Year 2019 Through March 31, 2019, and Other Periods





## Highlight

**The budget estimates provided in Tables 2 and 3 are based on the FY 2020 Budget, which was released by the Office of Management and Budget on March 11, 2019.**

**The detailed line items in this month's publication have been aligned to the FY 2020 Budget, released by the Office of Management and Budget on March 11, 2019.**

## Contents

Summary.....	Page 5
Receipts.....	Page 10
Outlays.....	Page 11
Means of Financing.....	Page 25
Receipts/Outlays by Month.....	Page 35
Federal Trust Funds/ Securities.....	Page 37
Receipts by Source/Outlays by Function.....	Page 38
Explanatory Notes.....	Page 39

## Introduction

*The Monthly Treasury Statement of Receipts and Outlays of the United States Government (MTS)* is prepared by the Bureau of the Fiscal Service, Department of the Treasury and, after approval by the Fiscal Assistant Secretary of the Treasury, is normally released on the 8th workday of the month following the reporting month. The publication is based on data provided by Federal entities, disbursing officers, and Federal Reserve banks.

### AUDIENCE

The *MTS* is published to meet the needs of those responsible for or interested in the cash position of the Treasury, those who are responsible or interested in the Government's budget results; and individuals and businesses whose operations depend upon or are related to the Government's financial operations.

### DISCLOSURE STATEMENT

This statement summarizes the financial activities of the Federal Government and off-budget Federal entities conducted in accordance with the Budget of the U.S. Government, i.e., receipts and outlays of funds, the surplus or deficit, and the means of financing the deficit or disposing of the surplus. Information is presented on a modified cash basis; receipts are accounted for on the basis of collections; refunds of receipts are treated as deductions from gross receipts; revolving and management fund receipts, reimbursements and refunds of monies previously expended are treated as deductions from gross outlays; and interest on the public debt (public issues) is recognized on the accrual basis. Major information sources include accounting data reported by Federal entities, disbursing officers, and Federal Reserve banks.

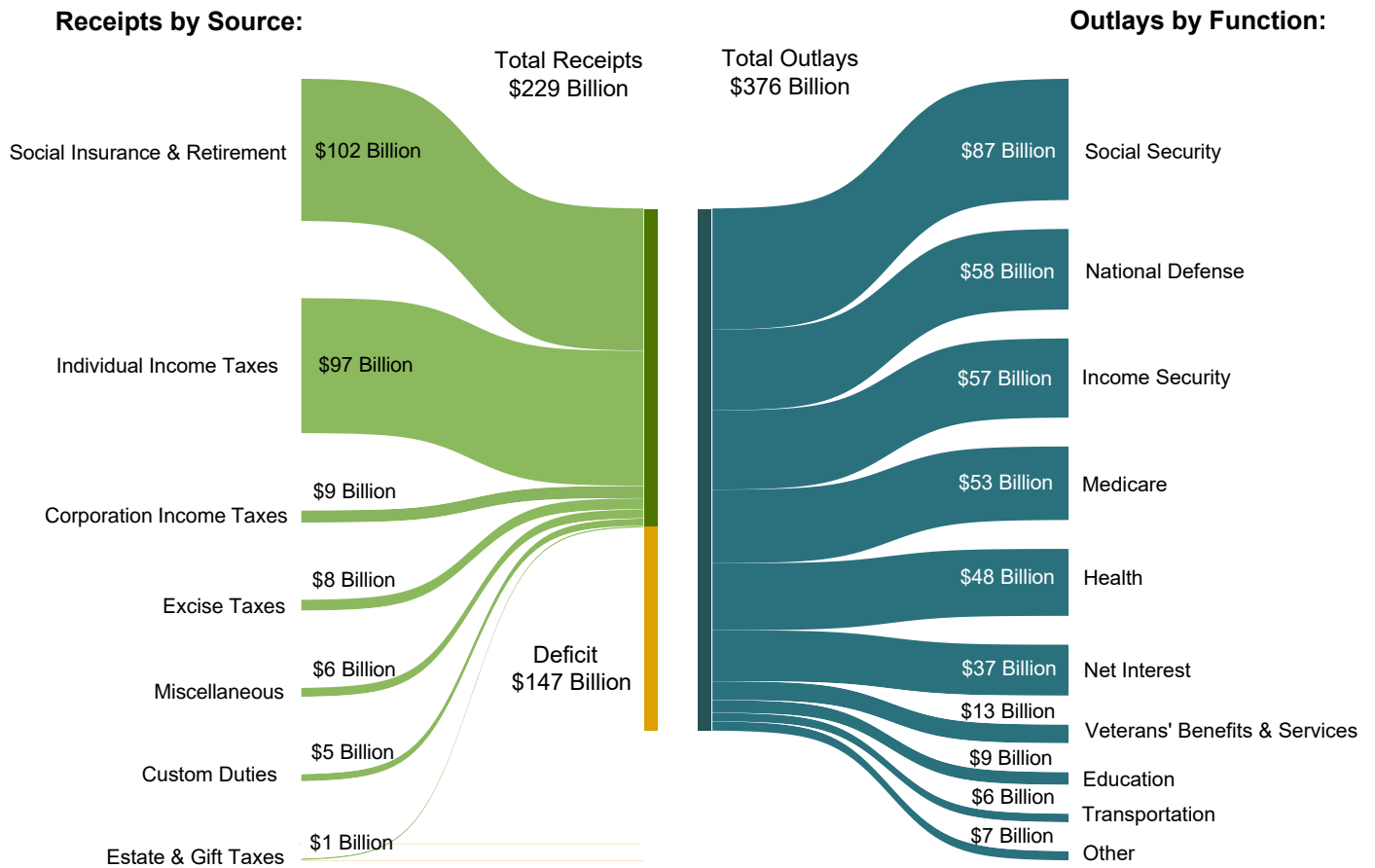
### TRIAD OF PUBLICATIONS

The *MTS* is part of a triad of Treasury financial reports. The *Daily Treasury Statement* is published each working day of the Federal Government. It provides data on the cash and debt operations of the Treasury based upon reporting of the Treasury account balances by Federal Reserve banks. The *MTS* is a report of Government receipts and outlays, based on agency reporting. The *Combined Statement of Receipts, Outlays, and Balances of the United States Government* is the official publication of the detailed receipts and outlays of the Government. It is published annually in accordance with legislative mandates given to the Secretary of the Treasury.

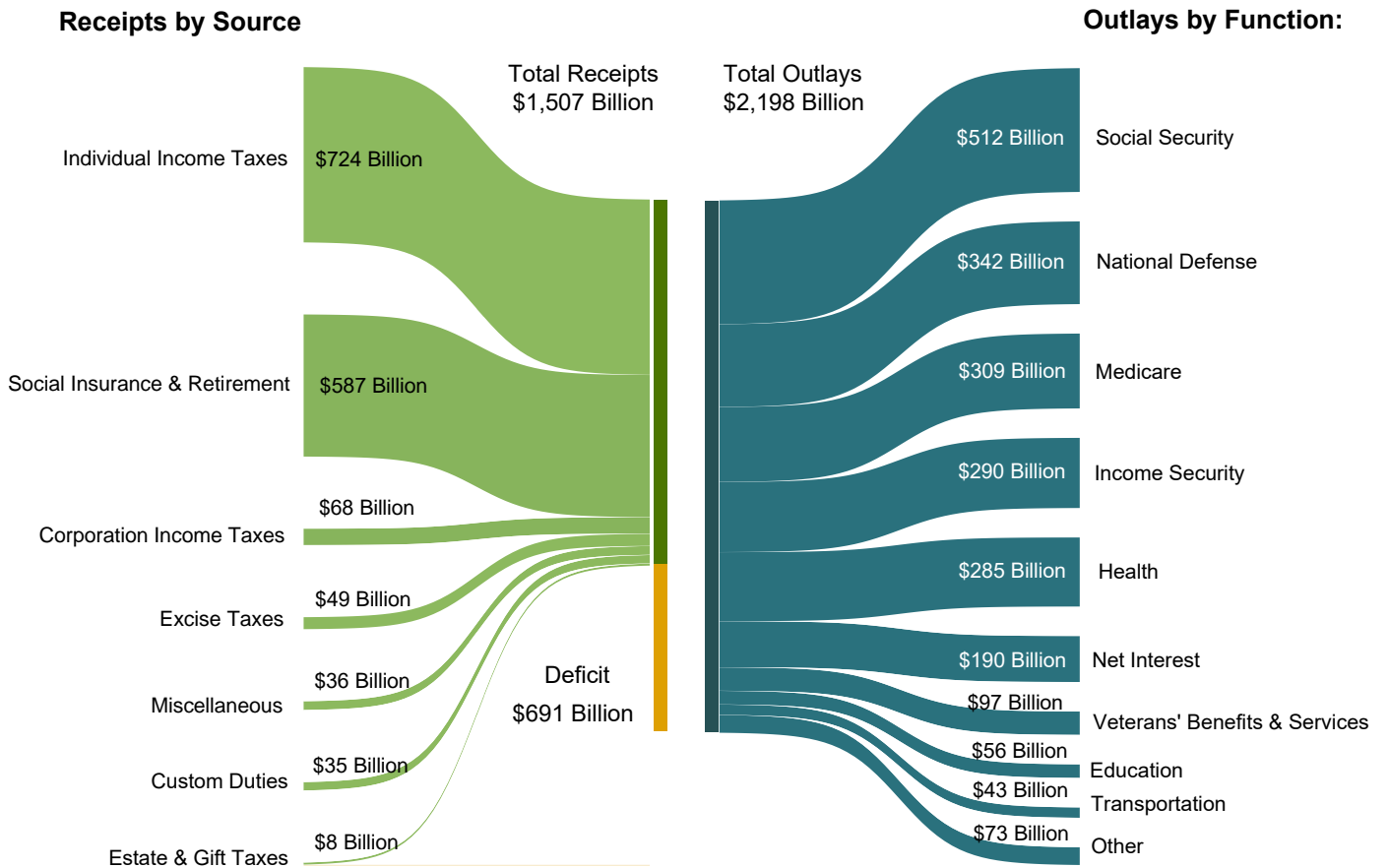
### DATA SOURCES AND INFORMATION

The Explanatory Notes section of this publication provides information concerning the flow of data into the *MTS* and sources of information relevant to the *MTS*.

**Figure 1. Receipts, Outlays, and Surplus/Deficit for March 2019**



**Figure 2. Cumulative Receipts, Outlays, and Surplus/Deficit through Fiscal Year 2019**



**Table 1. Summary of Receipts, Outlays, and the Deficit/Surplus of the U.S. Government, Fiscal Years 2018 and 2019, by Month**

[\$ millions]			
Period	Receipts	Outlays	Deficit/Surplus (-)
<b>FY 2018</b>			
October	235,341	298,555	63,214
November	208,374	346,922	138,547
December	325,797	348,989	23,192
January	361,038	311,801	-49,237
February	155,623	370,862	215,239
March	210,832	419,576	208,744
April	510,447	296,192	-214,255
May	217,075	363,871	146,796
June	316,278	391,136	74,858
July	225,266	302,131	76,865
August	219,115	433,263	214,148
September	343,559	224,443	-119,116
<b>Year-to-Date</b>	<b>3,328,745</b>	<b>4,107,741</b>	<b>778,996</b>
<b>FY 2019</b>			
October	252,692	353,183	100,491
November	205,961	410,864	204,903
December	312,584	326,123	13,539
January	339,980	331,299	-8,681
February	167,265	401,243	233,977
March	228,811	375,756	146,945
<b>Year-to-Date</b>	<b>1,507,293</b>	<b>2,198,468</b>	<b>691,174</b>

Note: Details may not add to totals due to rounding.

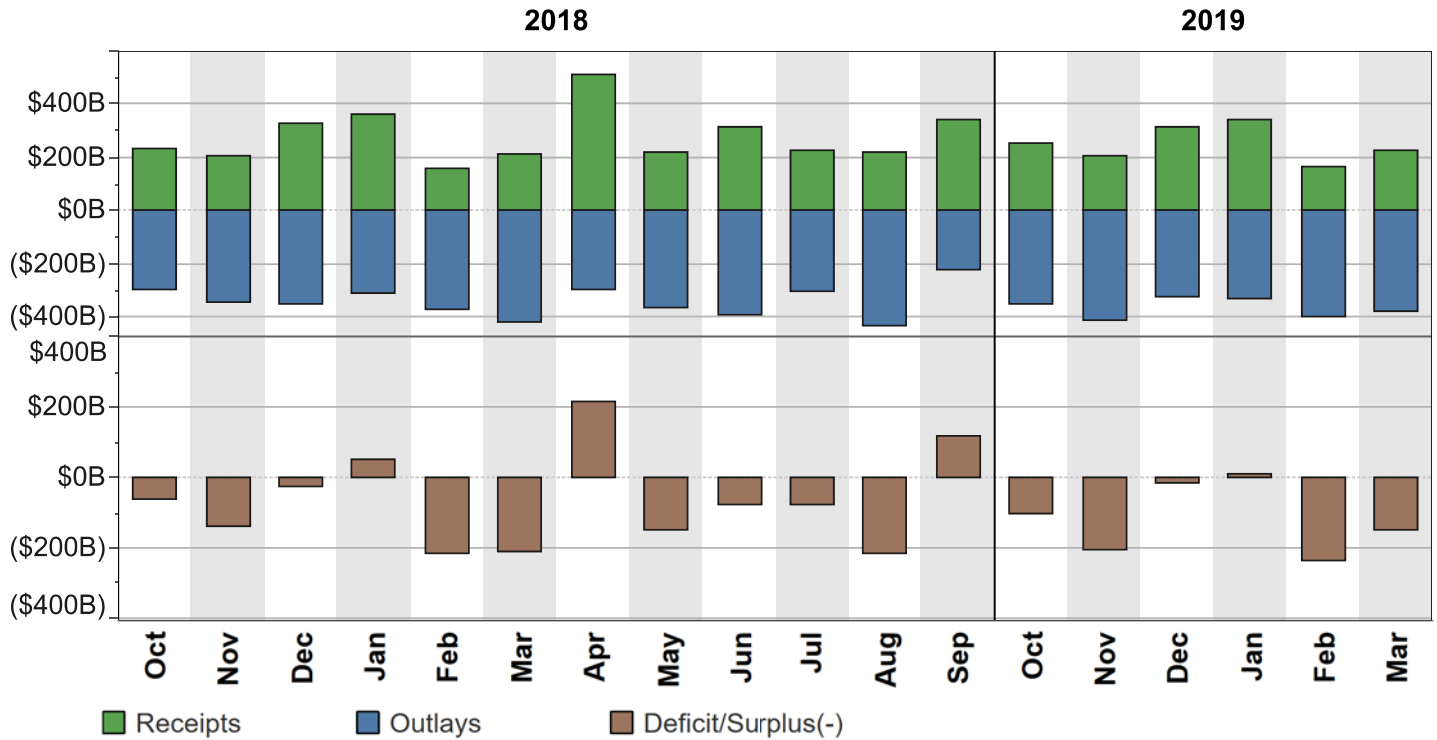
**Table 2. Summary of Budget and Off-Budget Results and Financing of the U.S. Government, March 2019 and Other Periods**

[\$ millions]					
Classification	This Month	Current Fiscal Year to Date	Budget Estimates Full Fiscal Year <sup>1</sup>	Comparable Prior Period Year to Date (2018)	Budget Estimates Next Fiscal Year (2020) <sup>1</sup>
<b>Total On-Budget and Off-Budget Results:</b>					
Total Receipts	228,811	1,507,293	3,437,656	1,497,005	3,644,772
On-Budget Receipts	149,414	1,071,891	2,526,542	1,084,274	2,695,492
Off-Budget Receipts	79,397	435,402	911,114	412,730	949,280
Total Outlays	375,756	2,198,468	4,529,188	2,096,705	4,745,573
On-Budget Outlays	290,478	1,755,032	3,620,287	1,682,941	3,777,890
Off-Budget Outlays	85,278	443,435	908,901	413,763	967,683
Total Surplus (+) or Deficit (-)	-146,945	-691,174	-1,091,532	-599,700	-1,100,801
On-Budget Surplus (+) or Deficit (-)	-141,064	-683,141	-1,093,745	-598,667	-1,082,398
Off-Budget Surplus (+) or Deficit (-)	-5,881	-8,034	+2,213	-1,033	-18,403
Total On-Budget and Off-Budget Financing	146,945	691,174	1,091,532	599,700	1,100,801
<b>Means of Financing:</b>					
Borrowing from the Public	-45,932	443,414	1,169,021	748,219	1,168,261
Reduction of Operating Cash, Increase (-)	-43,348	50,700	-287	-130,326	.....
By Other Means	236,224	197,060	-77,202	-18,193	-67,460

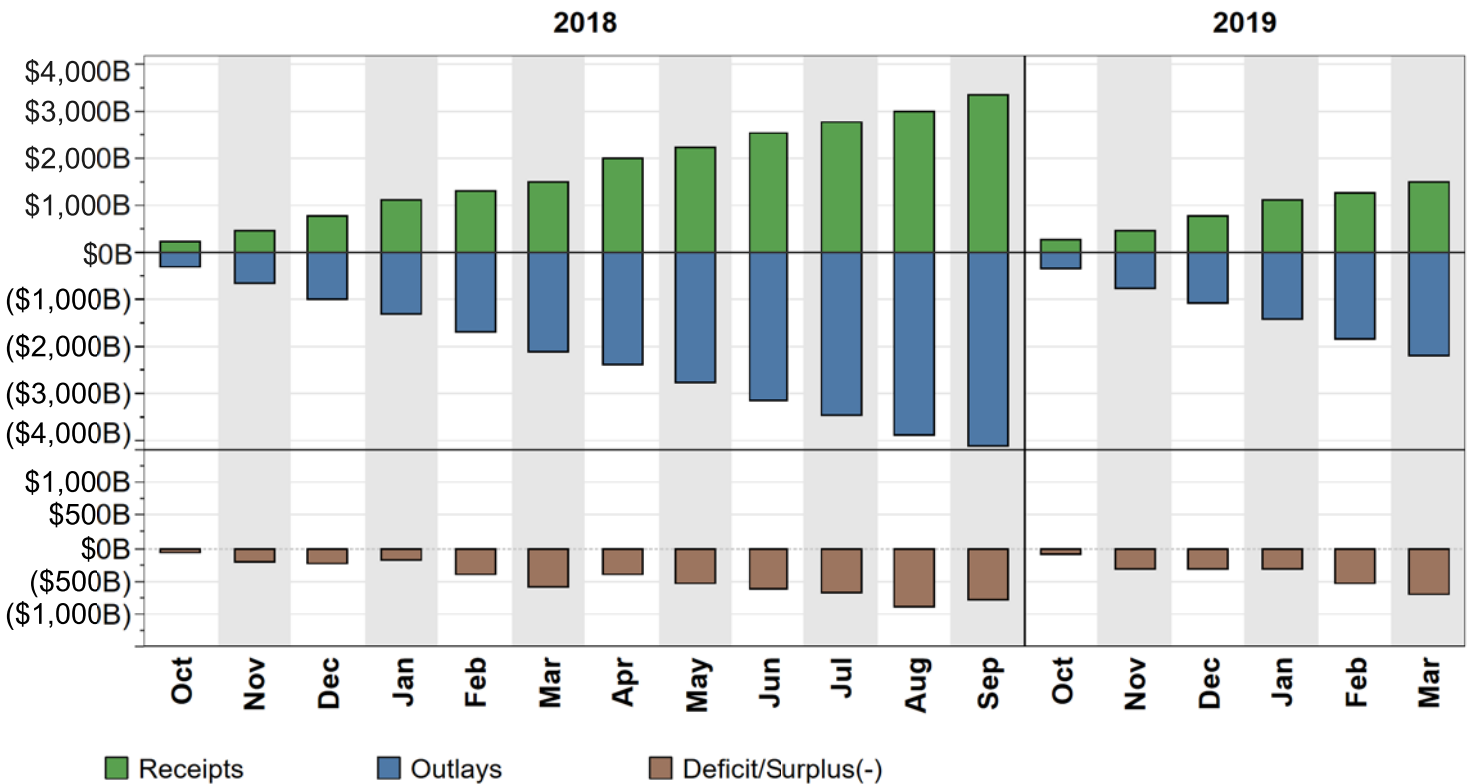
<sup>1</sup> These estimates are based on the FY 2020 Mid-Session Review, released by the Office of Management and Budget on March 11, 2019.

Note: Details may not add to totals due to rounding.  
... No Transactions

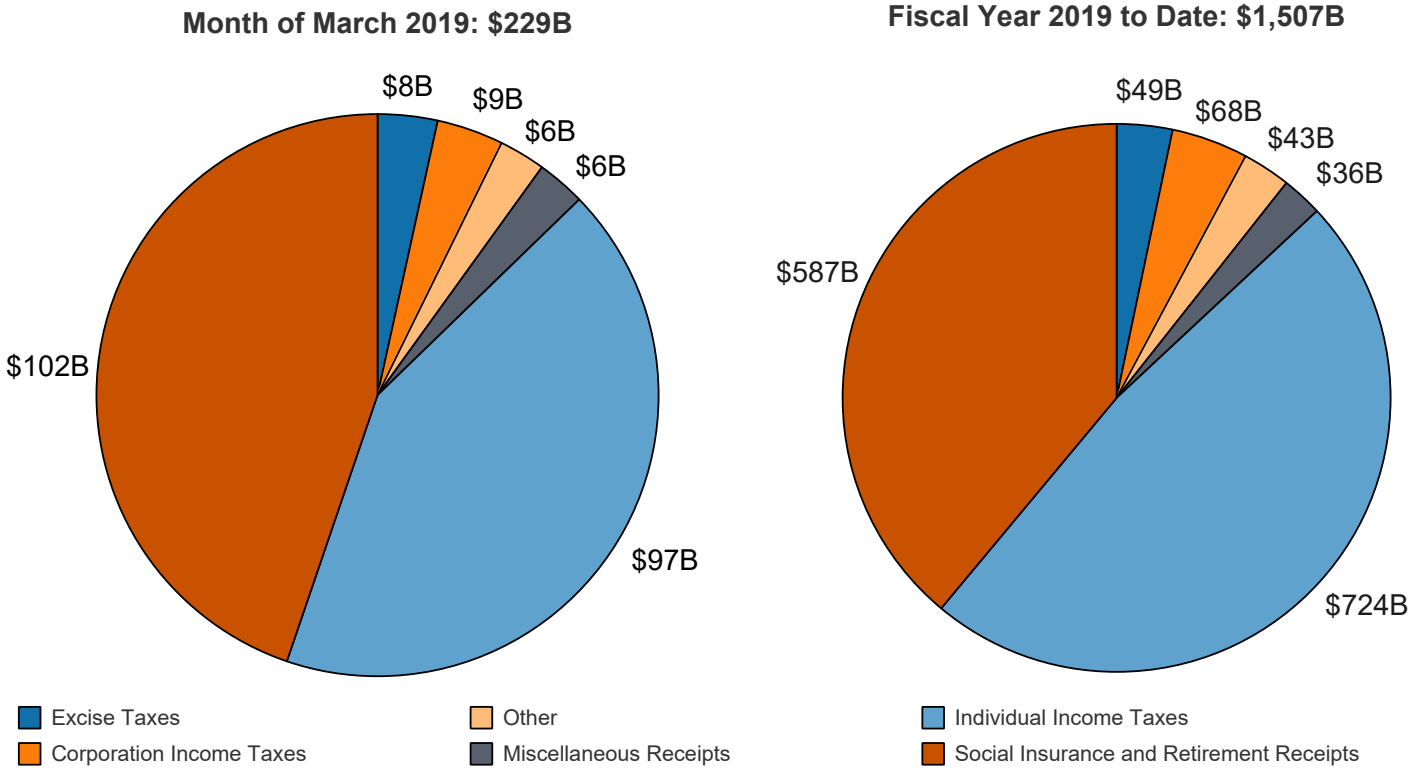
**Figure 3. Monthly Receipts, Outlays, and Budget Deficit/Surplus of the U.S. Government, Fiscal Years 2018 and 2019**



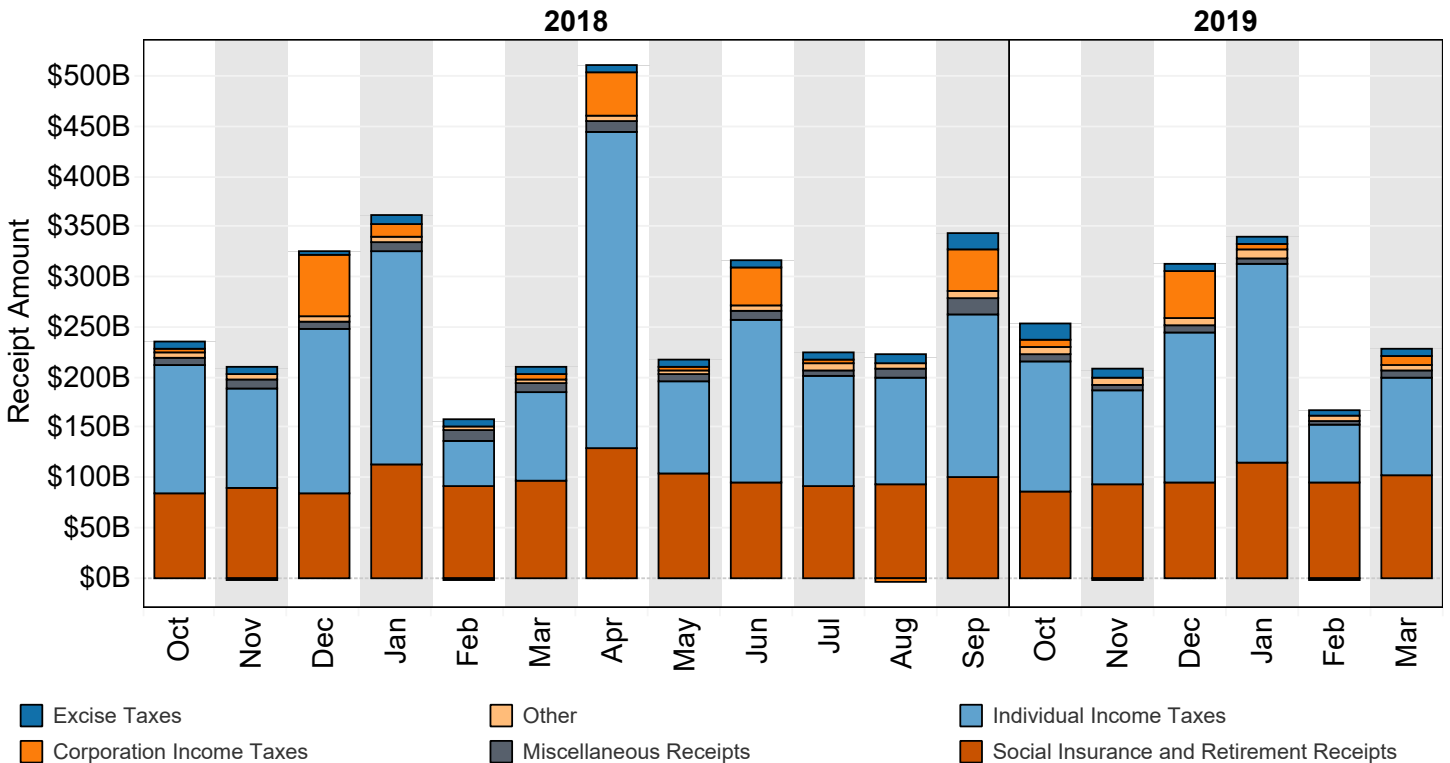
**Figure 4. Monthly Receipts, Outlays, and Budget Deficit/Surplus of the U.S. Government, Cumulative, Fiscal Years 2018 and 2019**



**Figure 5. Receipts of the U.S. Government, by Source, Fiscal Year 2019**



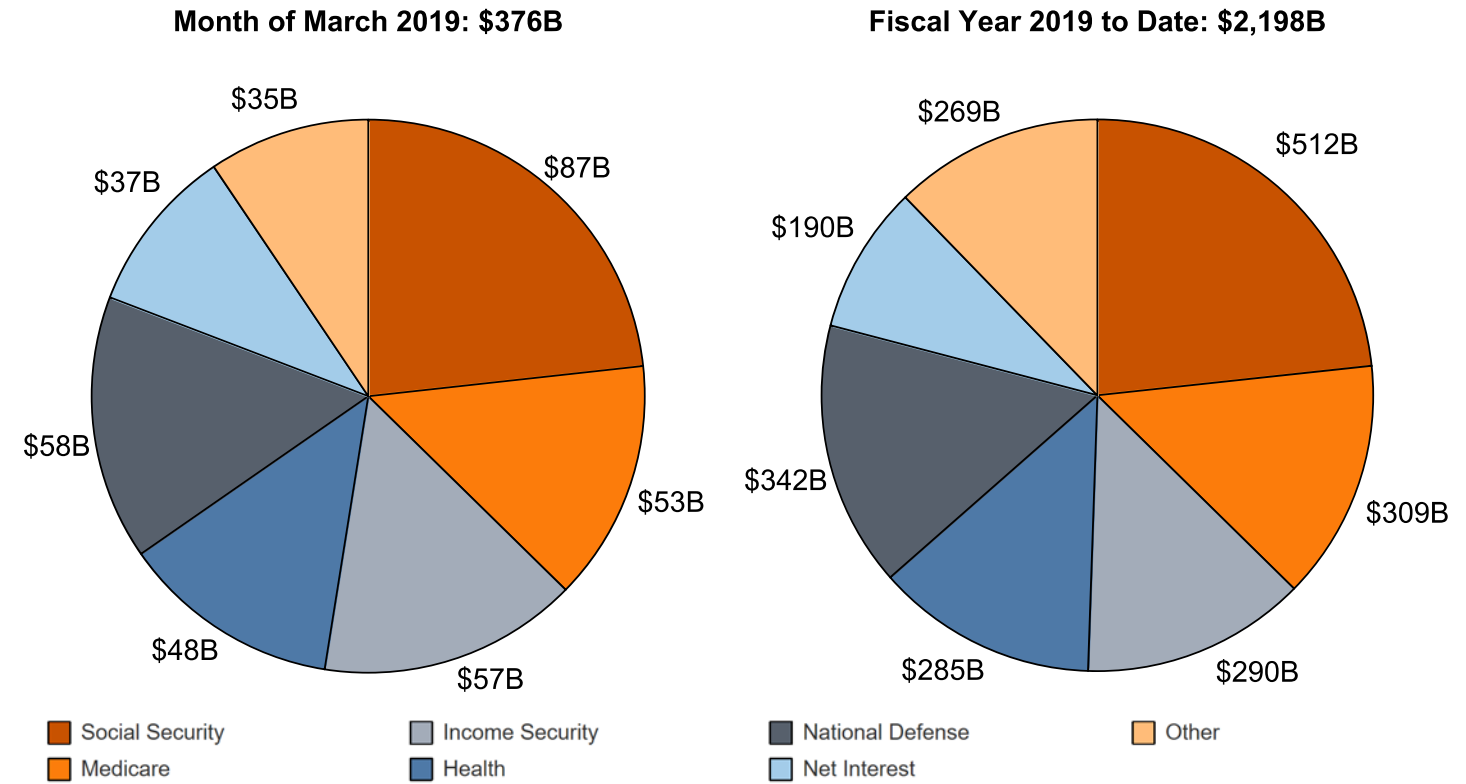
**Figure 6. Monthly Receipts of the U.S. Government, by Source, Fiscal Years 2018 and 2019**



"Other" Includes: Customs Duties and Estate and Gift Taxes

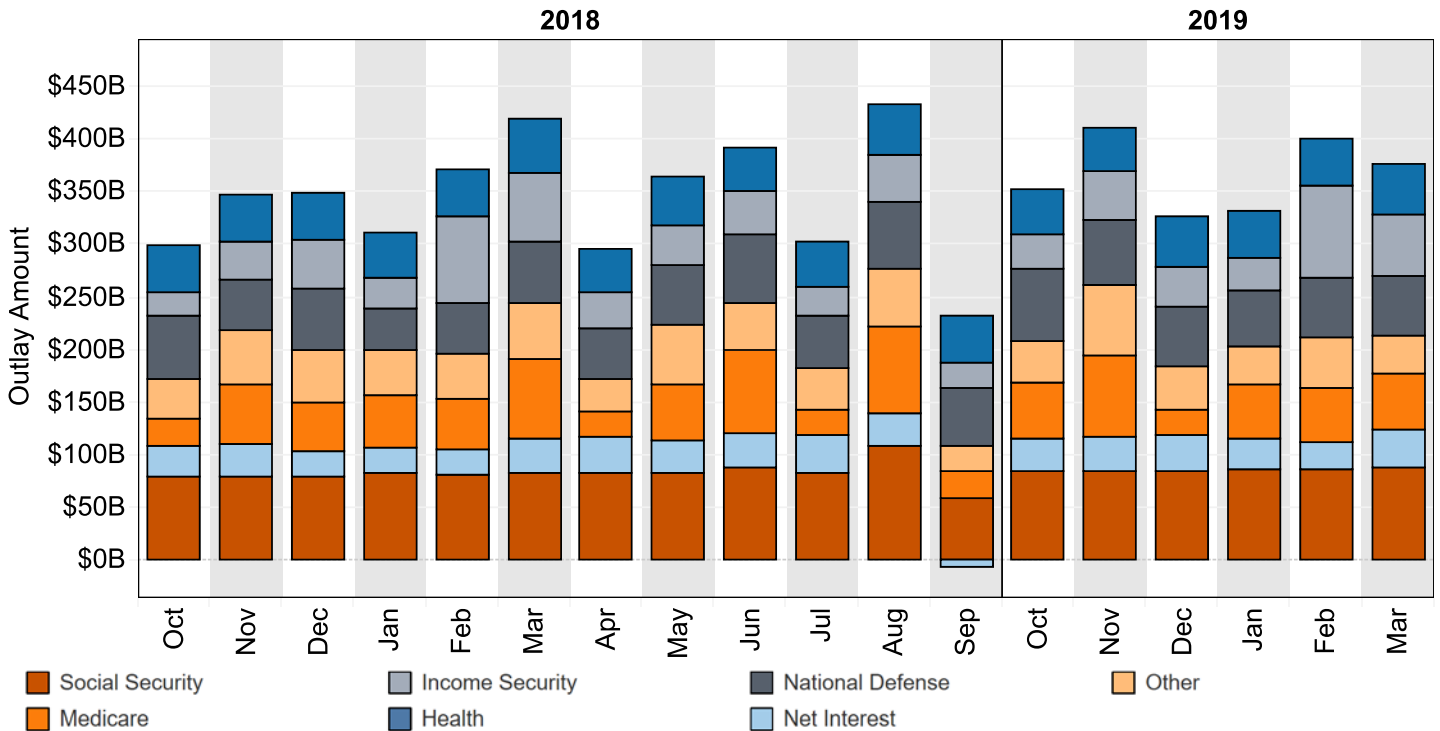
\*Disclaimer: Other category is subject to change due to negative balances held.

**Figure 7. Outlays of the U.S. Government, by Source, Fiscal Year 2019**



\*Disclaimer: Other category is subject to change due to negative balances held.

**Figure 8. Monthly Outlays of the U.S. Government, by Source, Fiscal Years 2018 and 2019**



"Other" Includes: Administration of Justice, Agriculture, Commerce and Housing Credit, Community and Regional Development, Education, Training, Employment, and Social Services, Energy, General Government, General Science, Space, and Technology, International Affairs, Natural Resources and Environment, Transportation, Undistributed Offsetting Receipts, Veterans' Benefits and Services.



**Table 3. Summary of Receipts and Outlays of the U.S. Government, March 2019 and Other Periods**

[\$ millions]				
Classification	This Month	Current Fiscal Year to Date	Comparable Prior Period Year to Date	Budget Estimates Full Fiscal Year <sup>1</sup>
<b>Budget Receipts</b>				
Individual Income Taxes	97,236	723,828	736,274	1,698,353
Corporation Income Taxes	8,793	67,987	78,607	216,194
Social Insurance and Retirement Receipts:				
Employment and General Retirement (Off-Budget)	79,397	435,402	412,730	911,114
Employment and General Retirement (On-Budget)	22,394	137,500	130,955	281,916
Unemployment Insurance	275	11,617	14,541	44,389
Other Retirement	359	2,312	2,181	4,986
Excise Taxes	7,841	49,399	41,465	98,669
Estate and Gift Taxes	935	8,290	11,115	19,295
Customs Duties	5,163	34,694	18,392	69,469
Miscellaneous Receipts	6,418	36,264	50,743	93,271
<b>Total Receipts</b>	<b>228,811</b>	<b>1,507,293</b>	<b>1,497,005</b>	<b>3,437,656</b>
<b>(On-Budget)</b>	<b>149,414</b>	<b>1,071,891</b>	<b>1,084,274</b>	<b>2,526,542</b>
<b>(Off-Budget)</b>	<b>79,397</b>	<b>435,402</b>	<b>412,730</b>	<b>911,114</b>
<b>Budget Outlays</b>				
Legislative Branch	355	2,422	2,349	5,826
Judicial Branch	605	3,940	3,847	8,019
Department of Agriculture	10,544	85,639	82,744	155,982
Department of Commerce	844	5,978	3,867	14,071
Department of Defense—Military Programs	55,396	325,518	298,111	652,234
Department of Education	6,052	40,685	37,818	108,331
Department of Energy	2,246	13,634	12,587	31,646
Department of Health and Human Services	100,226	583,491	563,898	1,230,273
Department of Homeland Security	4,963	29,625	40,777	62,267
Department of Housing and Urban Development	3,446	22,504	21,533	32,131
Department of the Interior	796	6,551	7,124	12,118
Department of Justice	2,692	17,129	17,633	41,366
Department of Labor	2,525	16,988	20,312	37,120
Department of State	2,729	14,114	12,756	29,690
Department of Transportation	4,812	34,964	34,527	83,368
Department of the Treasury:				
Interest on Treasury Debt Securities (Gross)	38,938	259,687	240,522	593,100
Other	24,443	98,637	101,718	116,302
Department of Veterans Affairs	13,382	96,633	92,948	199,948
Corps of Engineers	553	3,429	3,395	8,549
Other Defense Civil Programs	5,606	32,599	31,962	62,249
Environmental Protection Agency	580	4,415	4,264	7,021
Executive Office of the President	28	195	187	421
General Services Administration	-137	-541	-143	-1,322
International Assistance Programs	174	6,598	7,506	24,311
National Aeronautics and Space Administration	1,478	9,740	9,632	20,963
National Science Foundation	509	3,358	3,332	7,244
Office of Personnel Management	8,414	50,851	48,591	102,516
Small Business Administration	-640	-96	-719	187
Social Security Administration	92,048	540,426	513,221	1,104,449
Independent Agencies	28	12,625	3,076	25,254
Allowances	.....	.....	.....	-626
Undistributed Offsetting Receipts:				
Interest	-1,395	-66,491	-69,810	-148,879
Other	-6,483	-56,780	-52,862	-96,941
<b>Total Outlays</b>	<b>375,756</b>	<b>2,198,468</b>	<b>2,096,705</b>	<b>4,529,188</b>
<b>(On-Budget)</b>	<b>290,478</b>	<b>1,755,032</b>	<b>1,682,941</b>	<b>3,620,287</b>
<b>(Off-Budget)</b>	<b>85,278</b>	<b>443,436</b>	<b>413,763</b>	<b>908,901</b>
<b>Surplus (+) or Deficit (-)</b>	<b>-146,945</b>	<b>-691,174</b>	<b>-599,700</b>	<b>-1,091,532</b>
<b>(On-Budget)</b>	<b>-141,064</b>	<b>-683,141</b>	<b>-598,667</b>	<b>-1,093,745</b>
<b>(Off-Budget)</b>	<b>-5,881</b>	<b>-8,034</b>	<b>-1,033</b>	<b>+2,213</b>

1 These estimates are based on the FY 2020 Budget, released by the Office of Management and Budget on March 11, 2019.

Note: Details may not add to totals due to rounding.  
... No Transactions

**Table 4. Receipts of the U.S. Government, March 2019 and Other Periods**

Classification	This Month			Current Fiscal Year to Date			Prior Fiscal Year to Date		
	Gross Receipts	Refunds (Deduct)	Receipts	Gross Receipts	Refunds (Deduct)	Receipts	Gross Receipts	Refunds (Deduct)	Receipts
<b>Individual Income Taxes</b>									
Withheld	135,770			704,568			739,970		
Presidential Election Campaign Fund	5			11			12		
Other	16,884			167,767			158,595		
<b>Total -- Individual Income Taxes</b>	<b>152,659</b>	<b>55,422</b>	<b>97,236</b>	<b>872,346</b>	<b>148,518</b>	<b>723,828</b>	<b>898,577</b>	<b>162,302</b>	<b>736,274</b>
<b>Corporation Income Taxes</b>									
	<b>13,605</b>	<b>4,812</b>	<b>8,793</b>	<b>90,589</b>	<b>22,601</b>	<b>67,987</b>	<b>110,692</b>	<b>32,085</b>	<b>78,607</b>
<b>Social Insurance and Retirement Receipts:</b>									
Employment and General Retirement:									
Federal Old-Age and Survivors Insurance Trust Fund:									
Federal Insurance Contributions Act Taxes	66,743	.....	66,743	354,380	.....	354,380	330,995	.....	330,995
Self-Employment Contributions Act Taxes	1,065	.....	1,065	8,810	.....	8,810	8,498	.....	8,498
Adjustments Attributable to Prior Years-FICA	13	.....	13	-237	.....	-237	-4,685	.....	-4,685
Adjustments Attributable to Prior Years-SECA	1	.....	-1	-1,115	.....	-1,115	-1,093	.....	-1,093
<b>Total -- Federal Old-Age and Survivors Insurance Trust Fund</b>	<b>67,820</b>	<b>.....</b>	<b>67,820</b>	<b>361,838</b>	<b>.....</b>	<b>361,838</b>	<b>333,715</b>	<b>.....</b>	<b>333,715</b>
Federal Disability Insurance Trust Fund:									
Federal Insurance Contributions Act Taxes	11,335	.....	11,335	71,814	.....	71,814	78,210	.....	78,210
Self-Employment Contributions Act Taxes	240	.....	240	2,069	.....	2,069	2,009	.....	2,009
Adjustments Attributable to Prior Years-FICA	3	.....	3	-51	.....	-51	-1,013	.....	-1,013
Adjustments Attributable to Prior Years-SECA	1(**)	.....	(**)	-267	.....	-267	-191	.....	-191
<b>Total -- Federal Disability Insurance Trust Fund</b>	<b>11,577</b>	<b>.....</b>	<b>11,577</b>	<b>73,564</b>	<b>.....</b>	<b>73,564</b>	<b>79,015</b>	<b>.....</b>	<b>79,015</b>
Federal Hospital Insurance Trust Fund:									
Federal Insurance Contributions Act Taxes	21,130	.....	21,130	130,738	.....	130,738	125,298	.....	125,298
Self-Employment Contributions Act Taxes	725	.....	725	4,355	.....	4,355	4,217	.....	4,217
Adjustments Attributable to Prior Years-FICA	2	.....	2	-188	.....	-188	-1,597	.....	-1,597
Adjustments Attributable to Prior Years-SECA	1(**)	.....	(**)	-481	.....	-481	-191	.....	-191
<b>Total -- Federal Hospital Insurance Trust Fund</b>	<b>21,856</b>	<b>.....</b>	<b>21,856</b>	<b>134,424</b>	<b>.....</b>	<b>134,424</b>	<b>127,727</b>	<b>.....</b>	<b>127,727</b>
Railroad Retirement:									
Rail Pension and Supplemental Annuity	289	(**)	289	1,602	(**)	1,602	1,664	(**)	1,664
Social Security Equivalent Account	248	(**)	248	1,473	(**)	1,473	1,565	(**)	1,565
<b>Total -- Employment and General Retirement</b>	<b>101,791</b>	<b>(**)</b>	<b>101,791</b>	<b>572,901</b>	<b>(**)</b>	<b>572,902</b>	<b>543,686</b>	<b>(**)</b>	<b>543,685</b>
Unemployment Insurance:									
Deposits by States	291	.....	291	9,628	.....	9,628	10,252	.....	10,252
Federal Unemployment Taxes	57	73	-16	2,008	87	1,921	4,251	29	4,222
Railroad Unemployment Taxes	(**)	.....	(**)	68	.....	68	66	.....	66
<b>Total -- Unemployment Insurance</b>	<b>348</b>	<b>73</b>	<b>275</b>	<b>11,704</b>	<b>87</b>	<b>11,617</b>	<b>14,570</b>	<b>29</b>	<b>14,541</b>
Other Retirement:									
Federal Employees' Retirement--Employee Share	357	.....	357	2,298	.....	2,298	2,166	.....	2,166
Non-Federal Employees Retirement	2	.....	2	14	.....	14	16	.....	16
<b>Total -- Other Retirement</b>	<b>359</b>	<b>.....</b>	<b>359</b>	<b>2,312</b>	<b>.....</b>	<b>2,312</b>	<b>2,181</b>	<b>.....</b>	<b>2,181</b>
<b>Total -- Social Insurance and Retirement Receipts</b>	<b>102,498</b>	<b>73</b>	<b>102,424</b>	<b>586,916</b>	<b>86</b>	<b>586,830</b>	<b>560,437</b>	<b>29</b>	<b>560,408</b>
<b>Excise Taxes:</b>									
Miscellaneous Excise Taxes	3,001	216	2,786	26,493	3,746	22,747	17,141	1,391	15,750
Airport and Airway Trust Fund	1,169	8	1,161	6,936	8	6,928	6,803	8	6,795
Highway Trust Fund	3,919	31	3,889	19,756	165	19,591	18,880	164	18,716
Black Lung Disability Trust Fund	6	.....	6	132	.....	132	203	.....	203
<b>Total -- Excise Taxes</b>	<b>8,096</b>	<b>254</b>	<b>7,841</b>	<b>53,317</b>	<b>3,918</b>	<b>49,399</b>	<b>43,028</b>	<b>1,563</b>	<b>41,465</b>
<b>Estate and Gift Taxes</b>									
	<b>1,003</b>	<b>67</b>	<b>935</b>	<b>8,713</b>	<b>423</b>	<b>8,290</b>	<b>11,527</b>	<b>411</b>	<b>11,115</b>
<b>Customs Duties</b>									
	<b>5,382</b>	<b>220</b>	<b>5,163</b>	<b>35,877</b>	<b>1,183</b>	<b>34,694</b>	<b>19,223</b>	<b>831</b>	<b>18,392</b>
<b>Miscellaneous Receipts:</b>									
Deposit of Earnings, Federal Reserve System	4,206	.....	4,206	25,373	.....	25,373	39,085	.....	39,085
Universal Service Fund	807	.....	807	4,880	.....	4,880	4,691	.....	4,691
All Other	1,406	1	1,405	6,031	19	6,011	6,982	15	6,967
<b>Total -- Miscellaneous Receipts</b>	<b>6,419</b>	<b>1</b>	<b>6,418</b>	<b>36,284</b>	<b>19</b>	<b>36,264</b>	<b>50,758</b>	<b>15</b>	<b>50,743</b>
<b>Total -- Receipts</b>	<b>289,661</b>	<b>60,850</b>	<b>228,811</b>	<b>1,684,042</b>	<b>176,749</b>	<b>1,507,293</b>	<b>1,694,241</b>	<b>197,236</b>	<b>1,497,005</b>
<b>Total -- On-Budget</b>	<b>210,264</b>	<b>60,850</b>	<b>149,414</b>	<b>1,248,641</b>	<b>176,749</b>	<b>1,071,891</b>	<b>1,281,511</b>	<b>197,236</b>	<b>1,084,274</b>
<b>Total -- Off-Budget</b>	<b>79,397</b>	<b>.....</b>	<b>79,397</b>	<b>435,402</b>	<b>.....</b>	<b>435,402</b>	<b>412,730</b>	<b>.....</b>	<b>412,730</b>

1 In accordance with the Social Security Act as amended: Individual Income Taxes, Withheld have been decreased and Federal Insurance Contribution Act Taxes increased by \$17 million to correct estimates for the calendar year 2017. Individual Income Taxes, Other have been increased and Self-Employment

Contribution Act Taxes decreased by \$1 million to correct estimates for calendar year 2016 and prior.

Note: Details may not add to totals due to rounding. ... No Transactions (\*\*\*) Less than absolute value of \$500,000

**Table 5. Outlays of the U.S. Government, March 2019 and Other Periods**

[\$ millions]

Classification	This Month			Current Fiscal Year to Date			Prior Fiscal Year to Date		
	Gross Outlays	Applicable Receipts	Outlays	Gross Outlays	Applicable Receipts	Outlays	Gross Outlays	Applicable Receipts	Outlays
<b>Legislative Branch:</b>									
Senate	78	(**)	78	475	1	474	443	2	441
House of Representatives	109	(**)	109	694	1	693	680	1	679
Joint Items	1	.....	1	10	.....	10	9	.....	9
Capitol Police	32	.....	32	206	.....	206	206	.....	206
Congressional Budget Office	4	.....	4	25	.....	25	23	.....	23
Architect of the Capitol	43	1	42	300	2	297	299	2	296
Library of Congress	59	1	59	344	5	339	329	6	323
Government Printing Office	-26	.....	-26	28	.....	28	71	.....	71
Government Accountability Office	47	.....	47	288	.....	288	261	.....	261
United States Tax Court	4	.....	4	25	.....	25	26	.....	26
Other Legislative Branch Agencies	7	.....	7	53	.....	53	30	.....	30
Proprietary Receipts from the Public	.....	2	-2	.....	10	-10	.....	9	-9
Intrabudgetary Transactions	-1	.....	-1	-7	.....	-7	-6	.....	-6
Offsetting Governmental Receipts	.....	(**)	(**)	.....	(**)	(**)	.....	.....	.....
<b>Total--Legislative Branch</b>	<b>358</b>	<b>3</b>	<b>355</b>	<b>2,442</b>	<b>20</b>	<b>2,422</b>	<b>2,369</b>	<b>20</b>	<b>2,349</b>
<b>Judicial Branch:</b>									
Supreme Court of the United States	14	.....	14	48	.....	48	45	.....	45
Courts of Appeals, District Courts, and Other Judicial Services	1,043	.....	1,043	4,295	.....	4,295	3,730	.....	3,730
Other	165	.....	165	392	.....	392	361	.....	361
Proprietary Receipts from the Public	.....	6	-6	.....	78	-78	.....	67	-67
Intrabudgetary Transactions	-611	.....	-611	-717	.....	-717	-223	.....	-223
<b>Total--Judicial Branch</b>	<b>610</b>	<b>6</b>	<b>605</b>	<b>4,018</b>	<b>78</b>	<b>3,940</b>	<b>3,914</b>	<b>67</b>	<b>3,847</b>
<b>Department of Agriculture:</b>									
Agricultural Research Service	96	.....	96	592	.....	592	561	.....	561
National Institute of Food and Agriculture:									
Research and Education Activities	63	.....	63	344	.....	344	335	.....	335
Extension Activities	40	.....	40	253	.....	253	220	.....	220
Other	9	.....	9	54	.....	54	47	.....	47
Animal and Plant Health Inspection Service	100	.....	100	582	.....	582	583	.....	583
Food Safety and Inspection Service	82	.....	82	509	.....	509	512	.....	512
Agricultural Marketing Service	147	.....	147	794	.....	794	622	.....	622
Risk Management Agency:									
Administrative and Operating Expenses	4	.....	4	34	.....	34	40	.....	40
Federal Crop Insurance Corporation Fund	658	178	480	8,561	202	8,359	7,649	282	7,367
Farm Service Agency:									
Salaries and Expenses	95	.....	95	529	.....	529	553	.....	553
USDA Supplemental Assistance	(**)	.....	(**)	(**)	.....	(**)	(**)	.....	(**)
Agricultural Disaster Relief Fund	(**)	.....	(**)	(**)	.....	(**)	(**)	.....	(**)
Commodity Credit Corporation	826	683	143	21,186	2,816	18,370	16,925	3,461	13,464
Tobacco Trust Fund	.....	.....	.....	(**)	.....	(**)	(**)	.....	(**)
Agricultural Credit Insurance Fund	31	4	27	165	25	140	176	36	140
Other	8	.....	8	35	.....	35	50	.....	50
<b>Total--Farm Service Agency</b>	<b>960</b>	<b>687</b>	<b>273</b>	<b>21,915</b>	<b>2,841</b>	<b>19,074</b>	<b>17,703</b>	<b>3,497</b>	<b>14,207</b>
Natural Resources Conservation Service:									
Conservation Operations	46	.....	46	369	.....	369	387	.....	387
Farm Security and Rural Investment Programs	197	.....	197	2,020	.....	2,020	1,974	.....	1,974
Other	18	.....	18	109	.....	109	62	.....	62
Rural Development	7	.....	7	57	.....	57	72	.....	72
Rural Housing Service:									
Rural Housing Insurance Fund	41	38	2	272	226	45	309	236	73
Rental Assistance Program	100	.....	100	595	.....	595	591	.....	591
Other	9	.....	9	71	.....	71	70	.....	70
Rural Utilities Service:									
Rural Electrification and Telecommunications Fund	62	-262	325	597	1,176	-579	527	976	-449
Other	47	4	43	294	28	266	250	37	213
Foreign Agricultural Service	148	.....	148	985	.....	985	937	.....	937
Food and Nutrition Service:									
Supplemental Nutrition Assistance Program	5,086	.....	5,086	32,640	.....	32,640	35,734	.....	35,734
Child Nutrition Programs	2,286	.....	2,286	13,121	.....	13,121	12,971	.....	12,971
Special Supplemental Nutrition Program for Women, Infants, and Children (WIC)	434	.....	434	2,663	.....	2,663	2,772	.....	2,772
Other	44	.....	44	243	.....	243	236	.....	236
<b>Total--Food and Nutrition Service</b>	<b>7,850</b>	<b>.....</b>	<b>7,850</b>	<b>48,666</b>	<b>.....</b>	<b>48,666</b>	<b>51,714</b>	<b>.....</b>	<b>51,714</b>

**Table 5. Outlays of the U.S. Government, March 2019 and Other Periods - Continued**

[\$ millions]

Classification	This Month			Current Fiscal Year to Date			Prior Fiscal Year to Date		
	Gross Outlays	Applicable Receipts	Outlays	Gross Outlays	Applicable Receipts	Outlays	Gross Outlays	Applicable Receipts	Outlays
<b>Department of Agriculture: - Continued</b>									
Forest Service:									
National Forest System	136	.....	136	862	.....	862	780	.....	780
Capital Improvement and Maintenance	26	.....	26	197	.....	197	187	.....	187
Wildland Fire Management	117	.....	117	1,181	.....	1,181	1,649	.....	1,649
Forest Service Permanent Appropriations	12	.....	12	95	.....	95	156	.....	156
Other	60	.....	60	328	.....	328	341	.....	341
<b>Total--Forest Service</b>	<b>351</b>	<b>.....</b>	<b>351</b>	<b>2,663</b>	<b>.....</b>	<b>2,663</b>	<b>3,113</b>	<b>.....</b>	<b>3,113</b>
Other	85	4	81	777	20	757	444	25	419
Proprietary Receipts from the Public	.....	146	-146	.....	630	-630	.....	774	-774
Intrabudgetary Transactions	219	.....	219	-347	.....	-347	-149	.....	-149
<b>Total--Department of Agriculture</b>	<b>11,339</b>	<b>794</b>	<b>10,544</b>	<b>90,763</b>	<b>5,123</b>	<b>85,639</b>	<b>88,572</b>	<b>5,828</b>	<b>82,744</b>
<b>Department of Commerce:</b>									
Economic Development Administration	31	.....	31	137	.....	137	132	.....	132
Bureau of the Census	208	.....	208	1,079	.....	1,079	922	.....	922
International Trade Administration	43	.....	43	201	.....	201	208	.....	208
National Oceanic and Atmospheric Administration	484	1	483	2,509	3	2,507	2,627	2	2,625
National Institute of Standards and Technology	79	.....	79	501	.....	501	471	.....	471
National Telecommunications and Information Administration	7	(**)	7	1,388	1	1,388	91	674	-583
Other	-19	8	-27	188	44	144	157	59	99
Proprietary Receipts from the Public	.....	-26	26	.....	-23	23	.....	4	-4
Intrabudgetary Transactions	-5	.....	-5	(**)	.....	(**)	2	.....	2
Offsetting Governmental Receipts	.....	(**)	(**)	.....	1	-1	.....	3	-3
<b>Total--Department of Commerce</b>	<b>829</b>	<b>-15</b>	<b>844</b>	<b>6,003</b>	<b>25</b>	<b>5,978</b>	<b>4,610</b>	<b>743</b>	<b>3,867</b>
<b>Department of Defense--Military Programs:</b>									
Military Personnel:									
Department of the Army	5,709	.....	5,709	31,473	.....	31,473	29,624	.....	29,624
Department of the Navy	4,093	.....	4,093	25,559	.....	25,559	24,606	.....	24,606
Department of the Air Force	3,052	.....	3,052	19,382	.....	19,382	18,812	.....	18,812
Defense Agencies	.....	.....	.....	7,909	.....	7,909	6,837	.....	6,837
<b>Total--Military Personnel</b>	<b>12,854</b>	<b>.....</b>	<b>12,854</b>	<b>84,324</b>	<b>.....</b>	<b>84,324</b>	<b>79,879</b>	<b>.....</b>	<b>79,879</b>
Operation and Maintenance:									
Department of the Army	5,887	.....	5,887	33,917	.....	33,917	33,088	.....	33,088
Department of the Navy	5,361	.....	5,361	30,686	.....	30,686	27,334	.....	27,334
Department of the Air Force	5,139	.....	5,139	29,001	.....	29,001	27,329	.....	27,329
Defense Agencies	6,755	.....	6,755	36,415	.....	36,415	34,657	.....	34,657
<b>Total--Operation and Maintenance</b>	<b>23,142</b>	<b>.....</b>	<b>23,142</b>	<b>130,018</b>	<b>.....</b>	<b>130,018</b>	<b>122,408</b>	<b>.....</b>	<b>122,408</b>
International Reconstruction and Other Assistance:									
Department of the Army	.....	.....	.....	6	.....	6	(**)	.....	(**)
Procurement:									
Department of the Army	1,915	.....	1,915	9,758	.....	9,758	8,542	.....	8,542
Department of the Navy	4,978	.....	4,978	23,203	.....	23,203	21,796	.....	21,796
Department of the Air Force	3,928	.....	3,928	23,254	.....	23,254	21,936	.....	21,936
Defense Agencies	696	.....	696	3,673	.....	3,673	3,464	.....	3,464
<b>Total--Procurement</b>	<b>11,516</b>	<b>.....</b>	<b>11,516</b>	<b>59,888</b>	<b>.....</b>	<b>59,888</b>	<b>55,739</b>	<b>.....</b>	<b>55,739</b>
Research, Development, Test, and Evaluation:									
Department of the Army	768	.....	768	4,347	.....	4,347	4,132	.....	4,132
Department of the Navy	1,332	.....	1,332	8,989	.....	8,989	8,175	.....	8,175
Department of the Air Force	3,439	.....	3,439	19,796	.....	19,796	13,641	.....	13,641
Defense Agencies	2,044	.....	2,044	10,854	.....	10,854	8,965	.....	8,965
<b>Total--Research, Development, Test, and Evaluation</b>	<b>7,583</b>	<b>.....</b>	<b>7,583</b>	<b>43,987</b>	<b>.....</b>	<b>43,987</b>	<b>34,913</b>	<b>.....</b>	<b>34,913</b>
Military Construction:									
Department of the Army	405	.....	405	1,219	.....	1,219	863	.....	863
Department of the Navy	161	.....	161	730	.....	730	756	.....	756
Department of the Air Force	84	.....	84	595	.....	595	444	.....	444
Defense Agencies	219	.....	219	1,281	.....	1,281	1,328	.....	1,328
<b>Total--Military Construction</b>	<b>869</b>	<b>.....</b>	<b>869</b>	<b>3,825</b>	<b>.....</b>	<b>3,825</b>	<b>3,391</b>	<b>.....</b>	<b>3,391</b>
Family Housing:									
Department of the Army	39	.....	39	198	.....	198	220	.....	220
Department of the Navy	22	.....	22	121	.....	121	149	.....	149
Department of the Air Force	29	.....	29	150	.....	150	136	.....	136
Defense Agencies	3	.....	3	38	.....	38	45	(**)	45
Revolving and Management Funds:									

**Table 5. Outlays of the U.S. Government, March 2019 and Other Periods - Continued**

[\$ millions]

Classification	This Month			Current Fiscal Year to Date			Prior Fiscal Year to Date		
	Gross Outlays	Applicable Receipts	Outlays	Gross Outlays	Applicable Receipts	Outlays	Gross Outlays	Applicable Receipts	Outlays
<b>Department of Defense--Military Programs: - Continued</b>									
Department of the Navy	(**)	.....	(**)	41	.....	41	-16	.....	-16
Defense Agencies:									
Working Capital Fund	-106	.....	-106	3,379	.....	3,379	1,853	.....	1,853
Other	-5	.....	-5	144	.....	144	103	.....	103
Allowances	2	.....	2	17	.....	17	122	.....	122
Trust Funds:									
Department of the Army	(**)	.....	(**)	6	.....	6	21	.....	21
Department of the Navy	4	.....	4	17	.....	17	11	.....	11
Department of the Air Force	(**)	.....	(**)	1	.....	1	1	.....	1
Defense Agencies	30	.....	30	141	.....	141	67	.....	67
Proprietary Receipts from the Public:									
Department of the Army	.....	110	-110	.....	-122	122	.....	297	-297
Department of the Navy	.....	11	-11	.....	46	-46	.....	61	-61
Department of the Air Force	.....	-19	19	.....	33	-33	.....	22	-22
Defense Agencies	.....	336	-336	.....	673	-673	.....	413	-413
Intrabudgetary Transactions:									
Department of the Army	-21	.....	-21	-14	.....	-14	14	.....	14
Department of the Navy	-12	.....	-12	-33	.....	-33	-45	.....	-45
Department of the Air Force	-24	.....	-24	-1	.....	-1	-27	.....	-27
Defense Agencies	-93	.....	-93	-106	.....	-106	-82	.....	-82
Offsetting Governmental Receipts:									
Department of the Army	.....	(**)	(**)	.....	(**)	(**)	.....	(**)	(**)
<b>Total--Department of Defense--Military Programs</b>	<b>55,833</b>	<b>438</b>	<b>55,396</b>	<b>326,148</b>	<b>630</b>	<b>325,518</b>	<b>298,903</b>	<b>793</b>	<b>298,111</b>
<b>Department of Education:</b>									
Office of Elementary and Secondary Education:									
Accelerating Achievement and Ensuring Equity	1,527	.....	1,527	8,173	.....	8,173	7,453	.....	7,453
Impact Aid	15	.....	15	1,140	.....	1,140	984	.....	984
Education Improvement Programs	352	.....	352	2,280	.....	2,280	2,045	.....	2,045
Other	22	.....	22	144	.....	144	147	.....	147
<b>Total--Office of Elementary and Secondary Education</b>	<b>1,917</b>	<b>.....</b>	<b>1,917</b>	<b>11,737</b>	<b>.....</b>	<b>11,737</b>	<b>10,628</b>	<b>.....</b>	<b>10,628</b>
Office of Innovation and Improvement	94	.....	94	550	.....	550	602	.....	602
Office of English Language Acquisition	80	.....	80	425	.....	425	361	.....	361
Office of Special Education and Rehabilitative Services:									
Special Education	1,139	.....	1,139	6,421	.....	6,421	6,224	.....	6,224
Rehabilitation Services and Disability Research	235	.....	235	1,629	.....	1,629	1,614	.....	1,614
Special Institutions for Persons with Disabilities	22	.....	22	121	.....	121	105	.....	105
Office of Vocational and Adult Education	132	.....	132	813	.....	813	766	.....	766
Office of Postsecondary Education:									
Higher Education	190	.....	190	1,167	.....	1,167	1,081	.....	1,081
Other	(**)	(**)	(**)	118	2	116	263	3	260
<b>Total--Office of Postsecondary Education</b>	<b>190</b>	<b>(**)</b>	<b>190</b>	<b>1,285</b>	<b>2</b>	<b>1,283</b>	<b>1,344</b>	<b>3</b>	<b>1,341</b>
Office of Federal Student Aid:									
Student Financial Assistance	1,913	.....	1,913	16,941	.....	16,941	16,875	.....	16,875
Student Aid Administration	118	.....	118	805	.....	805	800	.....	800
Federal Direct Student Loans	.....	.....	.....	3,563	.....	3,563	4,145	.....	4,145
Federal Family Education Loans	-37	.....	-37	-95	.....	-95	-921	.....	-921
Other	(**)	1	(**)	14	4	10	9	3	6
<b>Total--Office of Federal Student Aid</b>	<b>1,994</b>	<b>1</b>	<b>1,993</b>	<b>21,228</b>	<b>4</b>	<b>21,224</b>	<b>20,909</b>	<b>3</b>	<b>20,906</b>
Institute of Education Sciences	70	.....	70	333	.....	333	290	.....	290
Departmental Management	70	.....	70	288	.....	288	292	.....	292
Other	12	.....	12	263	.....	263	.....	.....	.....
Proprietary Receipts from the Public	.....	-125	125	.....	4,482	-4,482	.....	5,394	-5,394
Intrabudgetary Transactions	-28	.....	-28	79	.....	79	83	.....	83
<b>Total--Department of Education</b>	<b>5,928</b>	<b>-124</b>	<b>6,052</b>	<b>45,173</b>	<b>4,488</b>	<b>40,685</b>	<b>43,219</b>	<b>5,401</b>	<b>37,818</b>
<b>Department of Energy:</b>									
National Nuclear Security Administration:									
Naval Reactors	102	.....	102	673	.....	673	648	.....	648
Weapons Activities	765	.....	765	5,028	.....	5,028	4,404	.....	4,404
Defense Nuclear Nonproliferation	152	.....	152	864	.....	864	899	.....	899
Other	28	.....	28	213	.....	213	192	.....	192
Environmental and Other Defense Activities:									
Defense Environmental Cleanup	530	.....	530	2,831	.....	2,831	2,689	.....	2,689

**Table 5. Outlays of the U.S. Government, March 2019 and Other Periods - Continued**

[\$ millions]

Classification	This Month			Current Fiscal Year to Date			Prior Fiscal Year to Date		
	Gross Outlays	Applicable Receipts	Outlays	Gross Outlays	Applicable Receipts	Outlays	Gross Outlays	Applicable Receipts	Outlays
<b>Department of Energy: - Continued</b>									
Other Defense Activities	71	.....	71	378	.....	378	372	.....	372
Defense Nuclear Waste Disposal	(**)	.....	(**)	1	.....	1	2	.....	2
<b>Energy Programs:</b>									
Science	451	.....	451	2,836	.....	2,836	2,606	.....	2,606
Energy Supply	133	.....	133	794	.....	794	701	.....	701
Energy Efficiency and Renewable Energy	153	.....	153	878	.....	878	855	.....	855
Fossil Energy Research and Development	49	.....	49	304	.....	304	255	.....	255
Uranium Enrichment Decontamination and Decommissioning Fund	72	.....	72	370	.....	370	371	.....	371
Advanced Technology Vehicles Manufacturing Loan Program	(**)	.....	(**)	1	.....	1	3	.....	3
Title 17 Innovative Technology Loan Guarantee Program	-17	.....	-17	-9	.....	-9	9	.....	9
Other	91	3	88	560	62	498	527	52	475
<b>Total--Energy Programs</b>	<b>932</b>	<b>3</b>	<b>929</b>	<b>5,734</b>	<b>62</b>	<b>5,672</b>	<b>5,327</b>	<b>52</b>	<b>5,275</b>
Power Marketing Administration	259	394	-135	1,974	2,042	-68	1,968	1,962	7
Departmental Administration	20	.....	20	126	.....	126	156	.....	156
Proprietary Receipts from the Public	.....	97	-97	.....	1,339	-1,339	.....	1,285	-1,285
Intrabudgetary Transactions	-119	.....	-119	-744	.....	-744	-773	.....	-773
<b>Total--Department of Energy</b>	<b>2,741</b>	<b>494</b>	<b>2,246</b>	<b>17,077</b>	<b>3,443</b>	<b>13,634</b>	<b>15,885</b>	<b>3,298</b>	<b>12,587</b>
<b>Department of Health and Human Services:</b>									
Food and Drug Administration	330	1	329	1,381	4	1,377	976	4	971
Health Resources and Services Administration	984	.....	984	5,772	.....	5,772	5,470	.....	5,470
Indian Health Service	416	.....	416	2,407	.....	2,407	2,123	.....	2,123
Centers for Disease Control and Prevention	702	.....	702	3,708	.....	3,708	3,816	.....	3,816
National Institutes of Health	2,835	.....	2,835	17,424	.....	17,424	16,394	.....	16,394
Substance Abuse and Mental Health Services Administration	315	.....	315	1,855	.....	1,855	1,723	.....	1,723
Agency for Healthcare Research and Quality	28	.....	28	158	.....	158	163	.....	163
<b>Centers for Medicare and Medicaid Services:</b>									
Grants to States for Medicaid	34,758	.....	34,758	197,951	.....	197,951	192,724	.....	192,724
Payments to Health Care Trust Funds	26,287	.....	26,287	168,504	.....	168,504	160,231	.....	160,231
Children's Health Insurance Fund	1,823	.....	1,823	8,758	.....	8,758	8,459	.....	8,459
State Grants and Demonstrations	21	.....	21	179	.....	179	228	.....	228
<b>Federal Hospital Insurance Trust Fund:</b>									
Benefit Payments	27,781	.....	27,781	155,940	.....	155,940	149,683	.....	149,683
Administrative Expenses	440	.....	440	2,099	.....	2,099	2,037	.....	2,037
<b>Total--Federal Hospital Insurance Trust Fund</b>	<b>28,221</b>	<b>.....</b>	<b>28,221</b>	<b>158,040</b>	<b>.....</b>	<b>158,040</b>	<b>151,720</b>	<b>.....</b>	<b>151,720</b>
Health Care Fraud and Abuse Control	221	.....	221	877	.....	877	760	.....	760
<b>Federal Supplementary Medical Insurance Trust Fund:</b>									
Benefit Payments	30,049	.....	30,049	171,857	.....	171,857	158,604	.....	158,604
Administrative Expenses	430	.....	430	1,978	.....	1,978	1,718	.....	1,718
<b>Medicare Prescription Drugs:</b>									
Benefit Payments	6,248	.....	6,248	40,403	.....	40,403	44,957	.....	44,957
Administrative Expenses	.....	.....	.....	.....	.....	.....	174	.....	174
<b>Total--Federal Supplementary Medical Insurance Trust Fund</b>	<b>36,727</b>	<b>.....</b>	<b>36,727</b>	<b>214,238</b>	<b>.....</b>	<b>214,238</b>	<b>205,453</b>	<b>.....</b>	<b>205,453</b>
Other	-165	.....	-165	4,978	.....	4,978	3,593	.....	3,593
<b>Total--Centers for Medicare and Medicaid Services</b>	<b>127,893</b>	<b>.....</b>	<b>127,893</b>	<b>753,526</b>	<b>.....</b>	<b>753,526</b>	<b>723,168</b>	<b>.....</b>	<b>723,168</b>
<b>Administration for Children and Families:</b>									
Temporary Assistance for Needy Families	1,484	.....	1,484	7,928	.....	7,928	8,024	.....	8,024
Contingency Fund	31	.....	31	124	.....	124	408	.....	408
Payments to States for Child Support Enforcement and Family Support Programs	352	.....	352	1,801	.....	1,801	1,799	.....	1,799
Low Income Home Energy Assistance	403	.....	403	2,325	.....	2,325	2,135	.....	2,135
Refugee and Entrant Assistance	156	.....	156	1,238	.....	1,238	720	.....	720
Child Care Entitlement to States	469	.....	469	1,459	.....	1,459	1,715	.....	1,715
Payments to States for the Child Care and Development Block Grant	220	.....	220	1,760	.....	1,760	1,013	.....	1,013
Social Services Block Grant	167	.....	167	823	.....	823	767	.....	767
Children and Families Services Programs	994	.....	994	5,858	.....	5,858	5,571	.....	5,571
Payments to States for Foster Care and Adoption Assistance	679	.....	679	4,035	.....	4,035	4,388	.....	4,388
Other	30	.....	30	231	.....	231	239	.....	239
<b>Total--Administration for Children and Families</b>	<b>4,984</b>	<b>.....</b>	<b>4,984</b>	<b>27,582</b>	<b>.....</b>	<b>27,582</b>	<b>26,780</b>	<b>.....</b>	<b>26,780</b>

**Table 5. Outlays of the U.S. Government, March 2019 and Other Periods - Continued**

[\$ millions]

Classification	This Month			Current Fiscal Year to Date			Prior Fiscal Year to Date		
	Gross Outlays	Applicable Receipts	Outlays	Gross Outlays	Applicable Receipts	Outlays	Gross Outlays	Applicable Receipts	Outlays
<b>Department of Health and Human Services: - Continued</b>									
Administration for Community Living	181	.....	181	1,006	.....	1,006	937	.....	937
Departmental Management	187	.....	187	1,621	.....	1,621	1,832	.....	1,832
Other	-19	.....	-19	247	.....	247	367	.....	367
Proprietary Receipts from the Public	.....	12,379	-12,379	.....	63,957	-63,957	.....	59,295	-59,295
Intrabudgetary Transactions:									
Payments for Health Insurance for the Aged:									
Federal Supplementary Medical Insurance Trust Fund	-26,014	.....	-26,014	-162,882	.....	-162,882	-154,986	.....	-154,986
Payments for Tax and Other Credits:									
Federal Hospital Insurance Trust Fund	-275	.....	-275	-5,650	.....	-5,650	-5,263	.....	-5,263
Other	60	.....	60	-703	.....	-703	-301	.....	-301
<b>Total--Department of Health and Human Services</b>	<b>112,607</b>	<b>12,380</b>	<b>100,226</b>	<b>647,452</b>	<b>63,961</b>	<b>583,491</b>	<b>623,197</b>	<b>59,300</b>	<b>563,898</b>
<b>Department of Homeland Security:</b>									
Departmental Management and Operations	105	.....	105	611	.....	611	652	.....	652
Citizenship and Immigration Services	357	.....	357	1,989	.....	1,989	1,920	.....	1,920
United States Secret Service	185	.....	185	1,088	.....	1,088	1,024	.....	1,024
Transportation Security Administration	614	.....	614	3,498	.....	3,498	3,422	.....	3,422
Immigration and Customs Enforcement	623	.....	623	3,636	.....	3,636	3,502	.....	3,502
U.S. Customs and Border Protection	1,188	5	1,184	7,384	14	7,370	6,799	12	6,788
United States Coast Guard	1,050	.....	1,050	5,681	.....	5,681	5,533	.....	5,533
National Protection and Programs Directorate	189	.....	189	994	.....	994	934	.....	934
Federal Emergency Management Agency:									
State and Local Programs									
Firefighter Assistance Grants	22	.....	22	181	.....	181	306	.....	306
Disaster Relief	1,350	.....	1,350	8,077	.....	8,077	12,856	.....	12,856
National Flood Insurance Fund	278	168	110	1,611	615	996	9,584	1,749	7,834
Other	106	.....	106	666	.....	666	792	.....	792
<b>Total--Federal Emergency Management Agency</b>	<b>1,783</b>	<b>168</b>	<b>1,616</b>	<b>10,874</b>	<b>615</b>	<b>10,259</b>	<b>24,116</b>	<b>1,749</b>	<b>22,366</b>
Science and Technology	98	.....	98	460	.....	460	450	.....	450
Domestic Nuclear Detection Office	25	.....	25	122	.....	122	174	.....	174
Other	19	.....	19	238	.....	238	237	.....	237
Proprietary Receipts from the Public	.....	68	-68	.....	453	-453	.....	492	-492
Intrabudgetary Transactions	-62	.....	-62	-28	.....	-28	-3	.....	-3
Offsetting Governmental Receipts	.....	972	-972	.....	5,840	-5,840	.....	5,730	-5,730
<b>Total--Department of Homeland Security</b>	<b>6,175</b>	<b>1,213</b>	<b>4,963</b>	<b>36,547</b>	<b>6,921</b>	<b>29,625</b>	<b>48,761</b>	<b>7,983</b>	<b>40,777</b>
<b>Department of Housing and Urban Development:</b>									
Public and Indian Housing Programs:									
Tenant Based Rental Assistance	1,849	.....	1,849	10,961	.....	10,961	10,467	.....	10,467
Housing Certificate Fund	20	.....	20	107	.....	107	87	.....	87
Public Housing Capital Fund	158	.....	158	1,038	.....	1,038	929	.....	929
Public Housing Operating Fund	331	.....	331	2,137	.....	2,137	2,108	.....	2,108
Revitalization of Severely Distressed Public Housing (Hope VI)	(**)	.....	(**)	7	.....	7	10	.....	10
Native American Housing Block Grant	35	.....	35	264	.....	264	247	.....	247
Other	14	.....	14	77	.....	77	59	.....	59
<b>Total--Public and Indian Housing Programs</b>	<b>2,408</b>	.....	<b>2,408</b>	<b>14,592</b>	.....	<b>14,592</b>	<b>13,906</b>	.....	<b>13,906</b>
Community Planning and Development:									
Housing Opportunities for Persons with AIDS	32	.....	32	159	.....	159	147	.....	147
Community Development Fund	514	.....	514	2,721	.....	2,721	2,996	.....	2,996
Home Investment Partnership Program	84	.....	84	420	.....	420	487	.....	487
Neighborhood Stabilization Program	2	.....	2	10	.....	10	10	.....	10
Homeless Assistance Grants	180	.....	180	1,086	.....	1,086	1,016	.....	1,016
Other	9	.....	9	58	.....	58	36	.....	36
<b>Total--Community Planning and Development</b>	<b>820</b>	.....	<b>820</b>	<b>4,454</b>	.....	<b>4,454</b>	<b>4,693</b>	.....	<b>4,693</b>
Housing Programs:									
Credit Accounts:									
FHA-Mutual Mortgage Insurance Fund, Program Account	10	.....	10	52	.....	52	51	.....	51
FHA-Mutual Mortgage Insurance Capital Reserve Account	-946	.....	-946	-3,433	.....	-3,433	-3,503	.....	-3,503
FHA-Mutual Mortgage and Cooperative Housing Insurance Fund, Liquidating Account	1	1	(**)	10	8	2	32	30	2
FHA-General and Special Risk Fund, Liquidating Account	20	30	-11	64	104	-40	70	143	-73
Housing for the Elderly or Handicapped Fund, Liquidating Account	-11	2	-13	-67	27	-94	-12	102	-114

**Table 5. Outlays of the U.S. Government, March 2019 and Other Periods - Continued**

[\$ millions]

Classification	This Month			Current Fiscal Year to Date			Prior Fiscal Year to Date		
	Gross Outlays	Applicable Receipts	Outlays	Gross Outlays	Applicable Receipts	Outlays	Gross Outlays	Applicable Receipts	Outlays
<b>Department of Housing and Urban Development: - Continued</b>									
HUD Project-Based Rental Assistance	1,001	.....	1,001	5,970	.....	5,970	5,797	.....	5,797
Housing for the Elderly	62	.....	62	359	.....	359	362	.....	362
Housing for Persons with Disabilities	16	.....	16	90	.....	90	83	.....	83
Other Assisted Housing Programs	7	.....	7	45	.....	45	61	.....	61
Other	3	1	2	21	16	6	34	24	10
<b>Total--Housing Programs</b>	<b>162</b>	<b>34</b>	<b>127</b>	<b>3,113</b>	<b>154</b>	<b>2,959</b>	<b>2,974</b>	<b>298</b>	<b>2,675</b>
Government National Mortgage Association:									
Guarantees of Mortgage-Backed Securities	-21	(**)	-22	-135	2	-136	-66	1	-67
Management and Administration	131	.....	131	818	.....	818	850	.....	850
Other	18	.....	18	106	.....	106	106	.....	106
Proprietary Receipts from the Public:									
FHA-General and Special Risk Fund	.....	26	-26	.....	265	-265	.....	342	-342
Other	.....	10	-10	.....	12	-12	.....	278	-278
Intrabudgetary Transactions	(**)	.....	(**)	-4	.....	-4	-2	.....	-2
Offsetting Governmental Receipts	.....	1	-1	.....	7	-7	.....	8	-8
<b>Total--Department of Housing and Urban Development</b>	<b>3,517</b>	<b>71</b>	<b>3,446</b>	<b>22,944</b>	<b>440</b>	<b>22,504</b>	<b>22,461</b>	<b>927</b>	<b>21,533</b>
<b>Department of the Interior:</b>									
Land and Minerals Management:									
Bureau of Land Management:									
Management of Lands and Resources	80	.....	80	518	.....	518	504	.....	504
Other	20	4	17	145	26	119	170	29	141
Bureau of Ocean Energy Management	11	.....	11	60	.....	60	60	.....	60
Office of Surface Mining Reclamation and Enforcement	22	.....	22	463	.....	463	603	.....	603
<b>Total--Land and Minerals Management</b>	<b>133</b>	<b>4</b>	<b>129</b>	<b>1,186</b>	<b>26</b>	<b>1,160</b>	<b>1,336</b>	<b>29</b>	<b>1,307</b>
Water and Science:									
Bureau of Reclamation:									
Water and Related Resources	85	.....	85	490	.....	490	402	.....	402
Other	88	29	60	384	188	196	257	160	97
Central Utah Project	1	.....	1	14	.....	14	9	.....	9
United States Geological Survey	80	.....	80	576	.....	576	559	.....	559
<b>Total--Water and Science</b>	<b>254</b>	<b>29</b>	<b>226</b>	<b>1,464</b>	<b>188</b>	<b>1,276</b>	<b>1,227</b>	<b>160</b>	<b>1,068</b>
Fish and Wildlife and Parks:									
United States Fish and Wildlife Service	211	.....	211	1,378	.....	1,378	1,437	.....	1,437
National Park Service	229	.....	229	1,527	.....	1,527	1,567	.....	1,567
<b>Total--Fish and Wildlife and Parks</b>	<b>440</b>	<b>.....</b>	<b>440</b>	<b>2,905</b>	<b>.....</b>	<b>2,905</b>	<b>3,004</b>	<b>.....</b>	<b>3,004</b>
Indian Affairs:									
Bureau of Indian Affairs and Bureau of Indian Education	208	(**)	208	1,221	(**)	1,220	1,063	(**)	1,062
<b>Total--Indian Affairs</b>	<b>208</b>	<b>(**)</b>	<b>208</b>	<b>1,221</b>	<b>(**)</b>	<b>1,220</b>	<b>1,063</b>	<b>(**)</b>	<b>1,062</b>
Departmental Offices:									
Mineral Leasing and Associated Payments	125	.....	125	1,337	.....	1,337	745	.....	745
Other	23	.....	23	135	.....	135	174	.....	174
Insular Affairs	25	.....	25	173	.....	173	181	.....	181
Office of the Special Trustee for American Indians	16	.....	16	191	.....	191	155	.....	155
Department-Wide Programs	121	.....	121	661	.....	661	1,600	.....	1,600
<b>Total--Departmental Offices</b>	<b>309</b>	<b>.....</b>	<b>309</b>	<b>2,496</b>	<b>.....</b>	<b>2,496</b>	<b>2,856</b>	<b>.....</b>	<b>2,856</b>
Other	14	.....	14	133	.....	133	128	.....	128
Proprietary Receipts from the Public	.....	428	-428	.....	3,335	-3,335	.....	2,132	-2,132
Intrabudgetary Transactions	-102	.....	-102	696	.....	696	-170	.....	-170
<b>Total--Department of the Interior</b>	<b>1,256</b>	<b>461</b>	<b>796</b>	<b>10,100</b>	<b>3,549</b>	<b>6,551</b>	<b>9,444</b>	<b>2,321</b>	<b>7,124</b>
<b>Department of Justice:</b>									
General Administration	111	.....	111	641	.....	641	616	.....	616
Legal Activities and U.S. Marshals:									
General Legal Activities	164	.....	164	2,143	.....	2,143	1,060	.....	1,060
United States Attorneys	142	.....	142	889	.....	889	1,001	.....	1,001
United States Marshals Service	99	.....	99	657	.....	657	615	.....	615
Assets Forfeiture Fund	91	.....	91	1,106	.....	1,106	1,341	.....	1,341
Other	212	.....	212	1,060	.....	1,060	955	.....	955
Federal Bureau of Investigation	775	.....	775	4,692	.....	4,692	4,418	.....	4,418
Drug Enforcement Administration	209	.....	209	1,211	.....	1,211	1,181	.....	1,181
Bureau of Alcohol, Tobacco, Firearms, and Explosives	108	.....	108	634	.....	634	605	.....	605
Federal Prison System	611	27	585	3,657	177	3,480	3,550	181	3,369
Office of Justice Programs:									



**Table 5. Outlays of the U.S. Government, March 2019 and Other Periods - Continued**

[\$ millions]

Classification	This Month			Current Fiscal Year to Date			Prior Fiscal Year to Date		
	Gross Outlays	Applicable Receipts	Outlays	Gross Outlays	Applicable Receipts	Outlays	Gross Outlays	Applicable Receipts	Outlays
<b>Department of Justice: - Continued</b>									
State and Local Law Enforcement Assistance	72	.....	72	680	.....	680	399	.....	399
Community Oriented Policing Services	10	.....	10	81	.....	81	85	.....	85
Crime Victims Fund	122	.....	122	1,121	.....	1,121	809	.....	809
Other	35	.....	35	451	.....	451	414	.....	414
Other	56	.....	56	279	.....	279	281	.....	281
Proprietary Receipts from the Public	.....	11	-11	.....	1,334	-1,334	.....	176	-176
Intrabudgetary Transactions	-38	.....	-38	-316	.....	-316	928	.....	928
Offsetting Governmental Receipts	.....	48	-48	.....	345	-345	.....	268	-268
<b>Total--Department of Justice</b>	<b>2,778</b>	<b>86</b>	<b>2,692</b>	<b>18,985</b>	<b>1,856</b>	<b>17,129</b>	<b>18,258</b>	<b>625</b>	<b>17,633</b>
<b>Department of Labor:</b>									
Employment and Training Administration:									
Training and Employment Services	282	.....	282	1,606	.....	1,606	1,563	.....	1,563
Office of Job Corps	130	.....	130	749	.....	749	636	.....	636
Community Service Employment for Older Americans	32	.....	32	193	.....	193	193	.....	193
Federal Unemployment Benefits and Allowances	26	.....	26	177	.....	177	227	.....	227
Federal Additional Unemployment Compensation Program-Recovery Act	(**)	.....	(**)	-1	.....	-1	-1	.....	-1
State Unemployment Insurance and Employment Service Operations	-13	.....	-13	-264	.....	-264	-53	.....	-53
Payments to the Unemployment Trust Fund	.....	.....	.....	2	.....	2	3	.....	3
Program Administration	6	.....	6	54	.....	54	50	.....	50
Unemployment Trust Fund:									
Federal-State Unemployment Insurance:									
State Unemployment Benefits	2,579	.....	2,579	14,533	.....	14,533	15,462	.....	15,462
State Administrative Expenses	306	.....	306	1,983	.....	1,983	1,827	.....	1,827
Federal Administrative Expenses	20	.....	20	319	.....	319	146	.....	146
Other	(**)	.....	(**)	3	.....	3	12	.....	12
<b>Total--Unemployment Trust Fund</b>	<b>2,905</b>	<b>.....</b>	<b>2,905</b>	<b>16,838</b>	<b>.....</b>	<b>16,838</b>	<b>17,446</b>	<b>.....</b>	<b>17,446</b>
Other	(**)	.....	(**)	18	.....	18	75	.....	75
<b>Total--Employment and Training Administration</b>	<b>3,368</b>	<b>.....</b>	<b>3,368</b>	<b>19,371</b>	<b>.....</b>	<b>19,371</b>	<b>20,138</b>	<b>.....</b>	<b>20,138</b>
Pension Benefit Guaranty Corporation	529	2,136	-1,607	3,220	7,358	-4,138	3,146	5,371	-2,225
Office of Workers' Compensation Programs:									
Special Benefits	367	.....	367	-260	.....	-260	146	.....	146
Energy Employees Occupational Illness Compensation Fund	133	.....	133	678	.....	678	646	.....	646
Special Benefits for Disabled Coal Miners	6	.....	6	36	.....	36	41	.....	41
Black Lung Disability Trust Fund	17	.....	17	108	.....	108	108	.....	108
Other	23	.....	23	179	.....	179	162	.....	162
Wage and Hour Division	18	.....	18	128	.....	128	126	.....	126
Occupational Safety and Health Administration	42	.....	42	274	.....	274	256	.....	256
Mine Safety and Health Administration	24	.....	24	177	.....	177	166	.....	166
Bureau of Labor Statistics	43	.....	43	271	.....	271	259	.....	259
Departmental Management	90	.....	90	190	.....	190	563	.....	563
Other	21	.....	21	157	.....	157	146	.....	146
Proprietary Receipts from the Public	.....	1	-1	.....	3	-3	.....	2	-2
Intrabudgetary Transactions	-20	.....	-20	-180	.....	-180	-217	.....	-217
<b>Total--Department of Labor</b>	<b>4,662</b>	<b>2,137</b>	<b>2,525</b>	<b>24,349</b>	<b>7,361</b>	<b>16,988</b>	<b>25,685</b>	<b>5,373</b>	<b>20,312</b>
<b>Department of State:</b>									
Administration of Foreign Affairs:									
Diplomatic and Consular Programs	830	.....	830	4,837	.....	4,837	3,577	.....	3,577
Educational and Cultural Exchange Programs	43	.....	43	315	.....	315	320	.....	320
Embassy Security, Construction, and Maintenance	-147	.....	-147	357	.....	357	1,067	.....	1,067
Payment to Foreign Service Retirement and Disability Fund	99	.....	99	159	.....	159	57	.....	57
Foreign Service Retirement and Disability Fund	85	.....	85	489	.....	489	477	.....	477
Other	250	.....	250	1,278	.....	1,278	967	.....	967
<b>Total--Administration of Foreign Affairs</b>	<b>1,160</b>	<b>.....</b>	<b>1,160</b>	<b>7,435</b>	<b>.....</b>	<b>7,435</b>	<b>6,466</b>	<b>.....</b>	<b>6,466</b>
International Organizations and Conferences	588	.....	588	2,106	.....	2,106	998	.....	998
Global Health and Child Survival	981	.....	981	4,449	.....	4,449	3,790	.....	3,790
Migration and Refugee Assistance	268	.....	268	1,312	.....	1,312	1,066	.....	1,066
International Narcotics Control and Law Enforcement	78	.....	78	515	.....	515	509	.....	509
Andean Counterdrug Programs	(**)	.....	(**)	(**)	.....	(**)	(**)	.....	(**)
Other	44	.....	44	247	.....	247	247	.....	247
Proprietary Receipts from the Public	.....	362	-362	.....	1,774	-1,774	.....	11	-11
Intrabudgetary Transactions	-29	.....	-29	-176	.....	-176	-311	.....	-311
<b>Total--Department of State</b>	<b>3,092</b>	<b>362</b>	<b>2,729</b>	<b>15,888</b>	<b>1,774</b>	<b>14,114</b>	<b>12,766</b>	<b>11</b>	<b>12,756</b>

**Table 5. Outlays of the U.S. Government, March 2019 and Other Periods - Continued**

[\$ millions]

Classification	This Month			Current Fiscal Year to Date			Prior Fiscal Year to Date		
	Gross Outlays	Applicable Receipts	Outlays	Gross Outlays	Applicable Receipts	Outlays	Gross Outlays	Applicable Receipts	Outlays
<b>Department of Transportation:</b>									
Office of the Secretary	38	.....	38	353	.....	353	445	.....	445
Federal Aviation Administration:									
Operations	-101	.....	-101	728	.....	728	429	.....	429
Airport and Airway Trust Fund:									
Grants-In-Aid for Airports	-297	.....	-297	1,199	.....	1,199	1,544	.....	1,544
Facilities and Equipment	212	.....	212	1,285	.....	1,285	1,196	.....	1,196
Research, Engineering, and Development	13	.....	13	78	.....	78	70	.....	70
Trust Fund Share of FAA Operations	850	.....	850	4,150	.....	4,150	4,478	.....	4,478
Total--Airport and Airway Trust Fund	778	.....	778	6,712	.....	6,712	7,288	.....	7,288
Other	497	2	495	529	18	511	74	16	57
Total--Federal Aviation Administration	1,174	2	1,172	7,969	18	7,951	7,790	16	7,774
Federal Highway Administration:									
Highway Trust Fund:									
Federal-Aid Highways	2,519	.....	2,519	18,655	.....	18,655	18,458	.....	18,458
Other	2	.....	2	4	.....	4	2	.....	2
Other Programs	98	.....	98	534	.....	534	326	.....	326
Total--Federal Highway Administration	2,619	.....	2,619	19,194	.....	19,194	18,786	.....	18,786
Federal Motor Carrier Safety Administration	46	.....	46	274	.....	274	268	.....	268
National Highway Traffic Safety Administration	65	.....	65	512	.....	512	522	.....	522
Federal Railroad Administration:									
Capital and Debt Service Grants to the National Railroad Passenger Corporation									
Other	.....	.....	.....	1	.....	1	63	.....	63
Other	30	.....	30	876	.....	876	857	.....	857
Total--Federal Railroad Administration	30	.....	30	877	.....	877	919	.....	919
Federal Transit Administration:									
Formula Grants	1	.....	1	7	.....	7	9	.....	9
Capital Investment Grants	61	.....	61	707	.....	707	943	.....	943
Transit Formula Grants	629	.....	629	4,345	.....	4,345	4,172	.....	4,172
Other	75	.....	75	493	.....	493	370	.....	370
Total--Federal Transit Administration	765	.....	765	5,551	.....	5,551	5,494	.....	5,494
Maritime Administration	66	.....	66	98	2	96	237	1	236
Other	14	(**)	14	223	16	207	254	17	236
Proprietary Receipts from the Public	.....	1	-1	.....	48	-48	.....	51	-51
Intrabudgetary Transactions:									
Other	(**)	.....	(**)	-1	.....	-1	-99	.....	-99
Offsetting Governmental Receipts	.....	1	-1	.....	4	-4	.....	3	-3
<b>Total--Department of Transportation</b>	<b>4,815</b>	<b>4</b>	<b>4,812</b>	<b>35,051</b>	<b>87</b>	<b>34,964</b>	<b>34,616</b>	<b>89</b>	<b>34,527</b>
<b>Department of the Treasury:</b>									
Departmental Offices:									
Exchange Stabilization Fund	12	44	-32	35	277	-242	41	160	-119
Grants for Specified Energy Property in Lieu of Tax Credit									
Housing and Economic Recovery Programs	(**)	.....	(**)	(**)	.....	(**)	4,000	.....	4,000
Troubled Asset Relief Program	103	.....	103	709	.....	709	1,218	.....	1,218
Other	151	.....	151	755	.....	755	617	.....	617
Bureau of the Fiscal Service:									
Payment to the Resolution Funding Corporation	.....	.....	.....	1,314	.....	1,314	1,314	.....	1,314
Financial Agent Services	65	.....	65	391	.....	391	377	.....	377
Claims, Judgements, and Relief Acts	122	.....	122	865	.....	865	1,071	.....	1,071
Other	310	(**)	310	715	(**)	714	1,950	(**)	1,950
Total--Bureau of the Fiscal Service	498	(**)	498	3,285	(**)	3,284	4,713	(**)	4,713
Federal Financing Bank	-15	.....	-15	-782	.....	-782	-682	.....	-682
Alcohol and Tobacco Tax and Trade Bureau:									
Salaries and Expenses	8	.....	8	56	.....	56	56	.....	56
Internal Revenue Collections for Puerto Rico	68	.....	68	216	.....	216	224	.....	224
Bureau of Engraving and Printing	-14	.....	-14	-21	.....	-21	9	.....	9
United States Mint	129	156	-28	834	985	-151	843	1,037	-193
Internal Revenue Service:									
Taxpayer Services	212	.....	212	1,253	.....	1,253	1,179	.....	1,179
Enforcement	340	.....	340	2,217	.....	2,217	2,261	.....	2,261
Operations Support	390	.....	390	2,195	.....	2,195	2,052	.....	2,052

**Table 5. Outlays of the U.S. Government, March 2019 and Other Periods - Continued**

[\$ millions]

Classification	This Month			Current Fiscal Year to Date			Prior Fiscal Year to Date		
	Gross Outlays	Applicable Receipts	Outlays	Gross Outlays	Applicable Receipts	Outlays	Gross Outlays	Applicable Receipts	Outlays
<b>Department of the Treasury: - Continued</b>									
Build America Bond Payments, Recovery Act	367	.....	367	1,551	.....	1,551	1,796	.....	1,796
Refundable Premium Tax Credits and Cost Sharing Reductions	4,014	.....	4,014	24,958	.....	24,958	21,207	.....	21,207
Payment Where Earned Income Credit Exceeds Liability for Tax	14,319	.....	14,319	49,022	.....	49,022	49,468	.....	49,468
Payment Where Child Tax Credit Exceeds Liability for Tax	6,743	.....	6,743	24,138	.....	24,138	15,819	.....	15,819
Payment Where American Opportunity Tax Credit Exceeds Liability for Tax	883	.....	883	2,070	.....	2,070	2,312	.....	2,312
Refunding Internal Revenue Collections, Interest	183	.....	183	858	.....	858	842	.....	842
Other	275	(**)	275	1,853	(**)	1,853	1,455	1	1,454
Total--Internal Revenue Service	27,726	(**)	27,726	110,114	(**)	110,114	98,392	1	98,392
Comptroller of the Currency	80	559	-479	551	588	-37	702	631	71
Interest on the Public Debt:									
Interest on Treasury Debt Securities (Gross):									
Public Issues (Accrual Basis)	34,626	.....	34,626	180,204	.....	180,204	163,709	.....	163,709
Special Issues (Cash Basis)	4,313	.....	4,313	79,483	.....	79,483	76,813	.....	76,813
Total--Interest on Treasury Debt Securities (Gross)	38,938	.....	38,938	259,687	.....	259,687	240,522	.....	240,522
Total--Interest on the Public Debt	38,938	.....	38,938	259,687	.....	259,687	240,522	.....	240,522
Other	10	.....	10	57	.....	57	57	.....	57
Proprietary Receipts from the Public	.....	3,225	-3,225	.....	14,094	-14,094	.....	5,607	-5,607
Intrabudgetary Transactions	-328	.....	-328	-1,227	.....	-1,227	-1,084	.....	-1,084
<b>Total--Department of the Treasury</b>	<b>67,366</b>	<b>3,985</b>	<b>63,381</b>	<b>374,269</b>	<b>15,944</b>	<b>358,325</b>	<b>349,676</b>	<b>7,435</b>	<b>342,241</b>
<b>Department of Veterans Affairs:</b>									
Joint DOD-VA Medical Facility Demonstration Fund	36	.....	36	217	.....	217	200	.....	200
Veterans Health Administration:									
Veterans Choice Fund, Veterans Health Administration	370	.....	370	2,194	.....	2,194	2,015	.....	2,015
Medical Services	5,141	.....	5,141	30,913	.....	30,913	28,181	.....	28,181
Medical Support and Compliance	512	.....	512	3,326	.....	3,326	3,137	.....	3,137
Medical Facilities	478	.....	478	2,938	.....	2,938	2,703	.....	2,703
Other	95	39	56	619	239	380	604	236	368
Benefits Programs:									
Public Enterprise Funds:									
Housing Accounts	(**)	1	-1	(**)	6	-5	2	6	-4
Other	70	77	-6	455	460	-5	458	454	4
Compensation and Pensions	8,610	.....	8,610	48,758	.....	48,758	44,640	.....	44,640
Readjustment Benefits	1,270	.....	1,270	7,420	.....	7,420	7,503	.....	7,503
Veterans Housing Benefit Program Fund	93	.....	93	130	.....	130	201	.....	201
Insurance Funds:									
National Service Life	64	.....	64	353	.....	353	392	.....	392
Veterans Special Life	16	1	15	92	37	55	95	42	53
Other	10	.....	10	51	.....	51	52	.....	52
Total--Benefits Programs	10,134	79	10,055	57,260	503	56,757	53,344	503	52,841
Departmental Administration:									
Construction	71	.....	71	636	.....	636	671	.....	671
Information Technology Systems	307	.....	307	2,104	.....	2,104	2,081	.....	2,081
General Operating Expenses	49	.....	49	1,785	(**)	1,785	1,827	(**)	1,827
Other	183	.....	183	894	.....	894	762	.....	762
Proprietary Receipts from the Public:									
National Service Life	.....	-3	3	.....	14	-14	.....	31	-31
Other	.....	3,883	-3,883	.....	5,493	-5,493	.....	1,790	-1,790
Intrabudgetary Transactions	6	.....	6	-4	.....	-4	-18	.....	-18
<b>Total--Department of Veterans Affairs</b>	<b>17,380</b>	<b>3,998</b>	<b>13,382</b>	<b>102,883</b>	<b>6,250</b>	<b>96,633</b>	<b>95,507</b>	<b>2,559</b>	<b>92,948</b>
<b>Corps of Engineers:</b>									
Construction	201	.....	201	806	.....	806	822	.....	822
Operation and Maintenance	257	.....	257	1,610	.....	1,610	1,477	.....	1,477
Flood Control and Coastal Emergencies	49	.....	49	361	.....	361	777	.....	777
Rivers and Harbors Contributed Funds	42	.....	42	207	.....	207	172	.....	172
Other	68	.....	68	775	.....	775	672	.....	672
Proprietary Receipts from the Public	.....	63	-63	.....	330	-330	.....	524	-524
Intrabudgetary Transactions	(**)	.....	(**)	(**)	.....	(**)	(**)	.....	(**)
<b>Total--Corps of Engineers</b>	<b>616</b>	<b>63</b>	<b>553</b>	<b>3,760</b>	<b>330</b>	<b>3,429</b>	<b>3,920</b>	<b>524</b>	<b>3,395</b>
<b>Other Defense Civil Programs:</b>									
Military Retirement:									

**Table 5. Outlays of the U.S. Government, March 2019 and Other Periods - Continued**

[\$ millions]

Classification	This Month			Current Fiscal Year to Date			Prior Fiscal Year to Date		
	Gross Outlays	Applicable Receipts	Outlays	Gross Outlays	Applicable Receipts	Outlays	Gross Outlays	Applicable Receipts	Outlays
<b>Other Defense Civil Programs: - Continued</b>									
Payment to Military Retirement Fund	.....	.....	.....	87,996	.....	87,996	82,877	.....	82,877
Military Retirement Fund	5,095	.....	5,095	30,142	.....	30,142	29,392	.....	29,392
Retiree Health Care:									
Payment to Department of Defense Medicare-Eligible Retiree Health Care Fund	.....	.....	.....	5,720	.....	5,720	6,567	.....	6,567
Department of Defense Medicare-Eligible Retiree Health Care Fund	800	.....	800	5,198	.....	5,198	5,100	.....	5,100
Educational Benefits	22	.....	22	117	.....	117	135	.....	135
Other	22	.....	22	152	.....	152	131	.....	131
Proprietary Receipts from the Public	.....	1	-1	.....	11	-11	.....	10	-10
Intrabudgetary Transactions	-331	.....	-331	-96,714	.....	-96,714	-92,230	.....	-92,230
<b>Total--Other Defense Civil Programs</b>	<b>5,608</b>	<b>1</b>	<b>5,606</b>	<b>32,610</b>	<b>11</b>	<b>32,599</b>	<b>31,972</b>	<b>10</b>	<b>31,962</b>
<b>Environmental Protection Agency:</b>									
Science and Technology	52	.....	52	321	.....	321	360	.....	360
Environmental Programs and Management	214	.....	214	1,198	.....	1,198	1,225	.....	1,225
State and Tribal Assistance Grants	251	.....	251	2,277	.....	2,277	2,008	.....	2,008
Payment to the Hazardous Substance Superfund	580	.....	580	1,084	.....	1,084	582	.....	582
Hazardous Substance Superfund	124	.....	124	658	.....	658	645	.....	645
Other	15	2	14	87	33	54	183	28	154
Proprietary Receipts from the Public	.....	36	-36	.....	107	-107	.....	138	-138
Intrabudgetary Transactions	-618	.....	-618	-1,058	.....	-1,058	-559	.....	-559
Offsetting Governmental Receipts	.....	2	-2	.....	12	-12	.....	14	-14
<b>Total--Environmental Protection Agency</b>	<b>618</b>	<b>39</b>	<b>579</b>	<b>4,566</b>	<b>152</b>	<b>4,415</b>	<b>4,445</b>	<b>180</b>	<b>4,264</b>
<b>Executive Office of the President:</b>									
The White House	4	.....	4	25	.....	25	26	.....	26
Office of Management and Budget	7	.....	7	51	.....	51	47	.....	47
Unanticipated Needs	(**)	.....	(**)	10	.....	10	17	.....	17
Other	17	.....	17	108	.....	108	113	.....	113
Proprietary Receipts from the Public	.....	(**)	(**)	.....	(**)	(**)	.....	(**)	(**)
Intrabudgetary Transactions	(**)	.....	(**)	(**)	.....	(**)	-15	.....	-15
<b>Total--Executive Office of the President</b>	<b>28</b>	<b>(**)</b>	<b>28</b>	<b>195</b>	<b>(**)</b>	<b>195</b>	<b>188</b>	<b>(**)</b>	<b>187</b>
<b>General Services Administration:</b>									
Real Property Activities	-215	.....	-215	-433	.....	-433	-357	.....	-357
Supply and Technology Activities	73	.....	73	-213	.....	-213	85	.....	85
General Activities	13	.....	13	122	.....	122	138	.....	138
Proprietary Receipts from the Public	.....	9	-9	.....	11	-11	.....	5	-5
Intrabudgetary Transactions	(**)	.....	(**)	-5	.....	-5	-4	.....	-4
<b>Total--General Services Administration</b>	<b>-129</b>	<b>9</b>	<b>-137</b>	<b>-530</b>	<b>11</b>	<b>-541</b>	<b>-138</b>	<b>5</b>	<b>-143</b>
<b>International Assistance Programs:</b>									
Millennium Challenge Corporation	44	.....	44	366	.....	366	362	.....	362
International Security Assistance:									
Pakistan Counterinsurgency Capability Fund	.....	.....	.....	.....	.....	.....	5	.....	5
Foreign Military Financing Program	2,308	.....	2,308	5,057	.....	5,057	1,987	.....	1,987
Economic Support Fund	227	.....	227	2,510	.....	2,510	2,504	.....	2,504
Other	89	(**)	89	685	7	678	545	7	538
<b>Total--International Security Assistance</b>	<b>2,623</b>	<b>(**)</b>	<b>2,623</b>	<b>8,252</b>	<b>7</b>	<b>8,245</b>	<b>5,041</b>	<b>7</b>	<b>5,034</b>
Multilateral Assistance:									
Other	3	.....	3	316	.....	316	312	.....	312
<b>Total--Multilateral Assistance</b>	<b>3</b>	<b>.....</b>	<b>3</b>	<b>316</b>	<b>.....</b>	<b>316</b>	<b>312</b>	<b>.....</b>	<b>312</b>
Agency for International Development:									
Development Assistance Program	189	.....	189	1,139	.....	1,139	1,126	.....	1,126
Assistance for Europe, Eurasia and Central Asia	36	.....	36	268	.....	268	211	.....	211
International Disaster Assistance	184	.....	184	1,667	.....	1,667	1,655	.....	1,655
Operating Expenses	125	.....	125	650	.....	650	584	.....	584
Other	-424	8	-432	114	145	-32	265	(**)	265
Proprietary Receipts from the Public	.....	5	-5	.....	149	-149	.....	(**)	(**)
Intrabudgetary Transactions	1	.....	1	-3	.....	-3	-3	.....	-3
<b>Total--Agency for International Development</b>	<b>111</b>	<b>13</b>	<b>98</b>	<b>3,834</b>	<b>294</b>	<b>3,540</b>	<b>3,838</b>	<b>(**)</b>	<b>3,838</b>
Overseas Private Investment Corporation:									
Overseas Private Investment Corporation Accounts	8	2	6	67	73	-6	55	90	-35
Proprietary Receipts from the Public	.....	8	-8	.....	132	-132	.....	66	-66
<b>Total--Overseas Private Investment Corporation</b>	<b>8</b>	<b>10</b>	<b>-2</b>	<b>67</b>	<b>205</b>	<b>-139</b>	<b>55</b>	<b>156</b>	<b>-101</b>

**Table 5. Outlays of the U.S. Government, March 2019 and Other Periods - Continued**

[\$ millions]

Classification	This Month			Current Fiscal Year to Date			Prior Fiscal Year to Date		
	Gross Outlays	Applicable Receipts	Outlays	Gross Outlays	Applicable Receipts	Outlays	Gross Outlays	Applicable Receipts	Outlays
<b>International Assistance Programs: - Continued</b>									
Peace Corps	31	-1	32	186	(**)	187	202	2	201
Military Sales Program:									
Foreign Military Sales Trust Fund	3,177	.....	3,177	16,784	.....	16,784	15,400	.....	15,400
Other	8	.....	8	76	(**)	76	47	4	43
Proprietary Receipts from the Public	.....	5,820	-5,820	.....	22,813	-22,813	.....	17,643	-17,643
Other	11	(**)	11	38	1	36	59	(**)	59
<b>Total--International Assistance Programs</b>	<b>6,016</b>	<b>5,841</b>	<b>174</b>	<b>29,920</b>	<b>23,321</b>	<b>6,598</b>	<b>25,317</b>	<b>17,811</b>	<b>7,506</b>
<b>National Aeronautics and Space Administration:</b>									
Science	462	.....	462	2,981	.....	2,981	2,820	.....	2,820
Aeronautics	57	.....	57	334	.....	334	311	.....	311
Exploration	366	.....	366	2,141	.....	2,141	2,117	.....	2,117
Cross Agency Support	105	.....	105	1,372	.....	1,372	1,397	.....	1,397
Space Operations	412	.....	412	2,276	.....	2,276	2,341	.....	2,341
Other	76	.....	76	638	.....	638	647	.....	647
Proprietary Receipts from the Public	.....	(**)	(**)	.....	1	-1	.....	(**)	(**)
Intrabudgetary Transactions	(**)	.....	(**)	-1	.....	-1	-1	.....	-1
<b>Total--National Aeronautics and Space Administration</b>	<b>1,478</b>	<b>(**)</b>	<b>1,478</b>	<b>9,741</b>	<b>1</b>	<b>9,740</b>	<b>9,632</b>	<b>(**)</b>	<b>9,632</b>
<b>National Science Foundation:</b>									
Research and Related Activities	415	.....	415	2,666	.....	2,666	2,592	.....	2,592
Education and Human Resources	59	.....	59	460	.....	460	433	.....	433
Other	36	.....	36	255	.....	255	323	.....	323
Proprietary Receipts from the Public	.....	1	-1	.....	23	-23	.....	16	-16
<b>Total--National Science Foundation</b>	<b>510</b>	<b>1</b>	<b>509</b>	<b>3,381</b>	<b>23</b>	<b>3,358</b>	<b>3,348</b>	<b>16</b>	<b>3,332</b>
<b>Office of Personnel Management:</b>									
Government Payment for Annuitants, Employees Health and Life Insurance Benefits	1,083	.....	1,083	6,548	.....	6,548	6,333	.....	6,333
Postal Service Retiree Health Benefits Fund	317	.....	317	1,872	.....	1,872	1,838	.....	1,838
Civil Service Retirement and Disability Fund	7,383	.....	7,383	44,008	.....	44,008	42,586	.....	42,586
Employees Life Insurance Fund	295	300	-5	1,572	2,195	-623	1,561	2,076	-515
Employees and Retired Employees Health Benefits Fund	4,293	4,635	-342	27,442	27,900	-458	26,031	27,159	-1,128
Other	-18	.....	-18	164	.....	164	176	.....	176
Proprietary Receipts from the Public	.....	(**)	(**)	.....	2	-2	.....	1	-1
Intrabudgetary Transactions:									
Postal Service Contributions	.....	.....	.....	-637	.....	-637	-678	.....	-678
Civil Service Retirement and Disability Fund:									
Other	-3	.....	-3	-20	.....	-20	-19	.....	-19
<b>Total--Office of Personnel Management</b>	<b>13,349</b>	<b>4,935</b>	<b>8,414</b>	<b>80,948</b>	<b>30,097</b>	<b>50,851</b>	<b>77,827</b>	<b>29,236</b>	<b>48,591</b>
<b>Small Business Administration:</b>									
Salaries and Expenses	-112	.....	-112	223	(**)	223	-103	(**)	-103
Business Loans Program	240	(**)	240	242	(**)	242	131	-1	132
Disaster Loans Program	153	(**)	153	268	(**)	268	889	(**)	889
Other	28	3	25	128	11	117	119	10	109
Proprietary Receipts from the Public	.....	945	-945	.....	945	-945	.....	1,744	-1,744
Intrabudgetary Transactions	(**)	.....	(**)	(**)	.....	(**)	-2	.....	-2
<b>Total--Small Business Administration</b>	<b>309</b>	<b>949</b>	<b>-640</b>	<b>861</b>	<b>957</b>	<b>-96</b>	<b>1,034</b>	<b>1,753</b>	<b>-719</b>
<b>Social Security Administration:</b>									
Payments to Social Security Trust Funds	21	.....	21	17,884	.....	17,884	19,405	.....	19,405
Supplemental Security Income Program	4,950	.....	4,950	29,760	.....	29,760	29,437	.....	29,437
Federal Old-Age and Survivors Insurance Trust Fund (Off-Budget):									
Benefit Payments	74,488	.....	74,488	436,576	.....	436,576	410,346	.....	410,346
Administrative Expenses	301	.....	301	1,954	.....	1,954	1,781	.....	1,781
<b>Total--Federal Old-Age and Survivors Insurance Trust Fund (Off-Budget)</b>	<b>74,789</b>	<b>.....</b>	<b>74,789</b>	<b>438,531</b>	<b>.....</b>	<b>438,531</b>	<b>412,127</b>	<b>.....</b>	<b>412,127</b>
Federal Disability Insurance Trust Fund (Off-Budget):									
Benefit Payments	12,412	.....	12,412	72,159	.....	72,159	71,523	.....	71,523
Administrative Expenses	216	.....	216	1,332	.....	1,332	1,387	.....	1,387
<b>Total--Federal Disability Insurance Trust Fund (Off-Budget)</b>	<b>12,628</b>	<b>.....</b>	<b>12,628</b>	<b>73,492</b>	<b>.....</b>	<b>73,492</b>	<b>72,910</b>	<b>.....</b>	<b>72,910</b>
Other	13	.....	13	76	.....	76	91	.....	91
Proprietary Receipts from the Public:									
On-Budget	.....	279	-279	.....	1,362	-1,362	.....	1,305	-1,305

**Table 5. Outlays of the U.S. Government, March 2019 and Other Periods - Continued**

[\$ millions]

Classification	This Month			Current Fiscal Year to Date			Prior Fiscal Year to Date		
	Gross Outlays	Applicable Receipts	Outlays	Gross Outlays	Applicable Receipts	Outlays	Gross Outlays	Applicable Receipts	Outlays
<b>Social Security Administration: - Continued</b>									
Off-Budget	.....	52	-52	.....	71	-71	.....	42	-42
Intrabudgetary Transactions:									
Off-Budget <sup>1</sup>	-21	.....	-21	-17,883	.....	-17,883	-19,404	.....	-19,404
<b>Total--Social Security Administration</b>	<b>92,380</b>	<b>331</b>	<b>92,048</b>	<b>541,859</b>	<b>1,433</b>	<b>540,426</b>	<b>514,568</b>	<b>1,347</b>	<b>513,221</b>
<b>Independent Agencies:</b>									
Broadcasting Board of Governors	76	(**)	76	386	(**)	386	364	(**)	364
Bureau of Consumer Financial Protection	40	.....	40	232	(**)	232	379	(**)	379
Corporation for National and Community Service	70	(**)	69	461	1	460	475	2	473
Corporation for Public Broadcasting	.....	.....	.....	465	.....	465	451	.....	451
District of Columbia:									
Courts	25	.....	25	155	(**)	155	169	(**)	169
General and Special Payments	81	(**)	81	324	36	288	256	31	224
Equal Employment Opportunity Commission	28	(**)	27	188	1	186	181	1	180
Export-Import Bank of the United States	-184	-186	2	44	-6	50	40	6	34
Federal Communications Commission:									
Universal Service Fund	757	.....	757	4,879	.....	4,879	4,834	.....	4,834
Other	58	2	56	309	12	297	166	14	153
Federal Deposit Insurance Corporation:									
Deposit Insurance Fund	-1,453	.....	-1,453	-4,391	.....	-4,391	-8,400	.....	-8,400
FSLIC Resolution Fund	(**)	2	-2	(**)	10	-10	(**)	5	-5
<b>Total--Federal Deposit Insurance Corporation</b>	<b>-1,453</b>	<b>2</b>	<b>-1,455</b>	<b>-4,391</b>	<b>10</b>	<b>-4,401</b>	<b>-8,400</b>	<b>5</b>	<b>-8,405</b>
Federal Drug Control Programs	22	.....	22	129	.....	129	123	.....	123
Federal Housing Finance Agency	21	.....	21	130	.....	130	132	.....	132
Institute of Museum and Library Services	16	.....	16	110	(**)	110	105	(**)	105
Intelligence Community Management Account	56	.....	56	298	.....	298	224	.....	224
Legal Services Corporation	.....	.....	.....	193	.....	193	210	.....	210
National Archives and Records Administration	29	1	28	191	8	183	205	14	191
National Credit Union Administration	27	14	14	419	714	-294	542	1,809	-1,267
National Endowment for the Arts	15	(**)	15	75	(**)	75	73	(**)	73
National Endowment for the Humanities	9	(**)	9	64	1	63	69	(**)	69
National Labor Relations Board	21	(**)	21	132	(**)	132	132	(**)	132
Nuclear Regulatory Commission	68	3	64	443	377	66	441	388	53
Postal Service:									
Off-Budget:									
Public Enterprise Funds	5,307	5,933	-625	48,720	49,544	-824	46,635	47,759	-1,125
Other	167	.....	167	265	.....	265	127	.....	127
Other	55	.....	55	55	.....	55	(**)	.....	(**)
Railroad Retirement Board:									
Federal Windfall Subsidy	1	.....	1	9	.....	9	11	.....	11
Federal Payments to the Railroad Retirement Accounts	(**)	.....	(**)	400	.....	400	369	.....	369
Railroad Unemployment Insurance Trust Fund:									
Benefit Payments	7	.....	7	46	.....	46	56	.....	56
Transfer To Administrative Funds	2	.....	2	12	.....	12	8	.....	8
Rail Industry Pension Fund:									
Benefit Payments	464	.....	464	2,765	.....	2,765	2,709	.....	2,709
OASDI Certifications	(**)	.....	(**)	-1	.....	-1	-2	.....	-2
Transfer to Administrative Funds	9	.....	9	53	.....	53	38	.....	38
Other	(**)	.....	(**)	(**)	.....	(**)	(**)	.....	(**)
National Railroad Retirement Investment Trust:									
Administrative Expenses	7	.....	7	33	.....	33	41	.....	41
Transfers to the Railroad Retirement Trust Funds from the National Railroad Retirement Investment Trust	177	.....	177	999	.....	999	1,138	.....	1,138
Railroad Social Security Equivalent Benefit Account:									
Benefit Payments	621	.....	621	3,680	.....	3,680	3,599	.....	3,599
Transfer To Administrative Funds	3	.....	3	19	.....	19	15	.....	15
Other	-2	.....	-2	-29	.....	-29	3	.....	3
Proprietary Receipts from the Public	.....	384	-384	.....	-377	377	.....	3,198	-3,198
Intrabudgetary Transactions:									
Other	-177	.....	-177	-1,400	.....	-1,400	-1,508	.....	-1,508
<b>Total--Railroad Retirement Board</b>	<b>1,113</b>	<b>384</b>	<b>730</b>	<b>6,585</b>	<b>-377</b>	<b>6,962</b>	<b>6,476</b>	<b>3,198</b>	<b>3,278</b>
Securities and Exchange Commission	-315	-6	-308	463	4	459	268	(**)	268
Smithsonian Institution	91	(**)	91	511	(**)	511	514	(**)	514
Tennessee Valley Authority	2,631	2,949	-319	21,581	22,273	-692	24,545	24,491	54
Other	340	44	295	2,271	465	1,805	1,622	563	1,059
<b>Total--Independent Agencies</b>	<b>9,169</b>	<b>9,140</b>	<b>28</b>	<b>85,688</b>	<b>73,063</b>	<b>12,625</b>	<b>81,357</b>	<b>78,281</b>	<b>3,076</b>

**Table 5. Outlays of the U.S. Government, March 2019 and Other Periods - Continued**

[\$ millions]

Classification	This Month			Current Fiscal Year to Date			Prior Fiscal Year to Date		
	Gross Outlays	Applicable Receipts	Outlays	Gross Outlays	Applicable Receipts	Outlays	Gross Outlays	Applicable Receipts	Outlays
<b>Undistributed Offsetting Receipts:</b>									
Other Interest	.....	.....	.....	.....	(**)	(**)	.....	(**)	(**)
Employer Share, Employee Retirement:									
Department of Health and Human Services:									
Federal Hospital Insurance Trust Fund:									
Federal Employer Contributions	-301	.....	-301	-1,912	.....	-1,912	-1,903	.....	-1,903
Postal Service Employer Contributions	-55	.....	-55	-322	.....	-322	-327	.....	-327
Department of State:									
Foreign Service Retirement and Disability Fund	-34	.....	-34	-181	.....	-181	-178	.....	-178
Other Defense Civil Programs:									
Military Retirement Fund	-1,957	.....	-1,957	-18,025	.....	-18,025	-15,779	.....	-15,779
Department of Defense Medicare-Eligible Retiree Health Care Fund	.....	.....	.....	-7,763	.....	-7,763	-8,384	.....	-8,384
Office of Personnel Management:									
Civil Service Retirement and Disability Fund	-2,544	.....	-2,544	-15,419	.....	-15,419	-15,345	.....	-15,345
Social Security Administration:									
Federal Old-Age and Survivors Insurance Trust Fund:									
Federal Employer Contributions	-1,276	.....	-1,276	-7,283	.....	-7,283	-7,115	.....	-7,115
Federal Disability Insurance Trust Fund:									
Federal Employer Contributions	-216	.....	-216	-1,466	.....	-1,466	-1,681	.....	-1,681
Other	(**)	.....	(**)	-2	.....	-2	(**)	.....	(**)
<b>Total--Employer Share, Employee Retirement</b>	<b>-6,383</b>	<b>.....</b>	<b>-6,383</b>	<b>-52,372</b>	<b>.....</b>	<b>-52,372</b>	<b>-50,713</b>	<b>.....</b>	<b>-50,713</b>
Interest Received by Trust Funds:									
Judicial Branch:									
Judicial Survivors Annuity Fund	(**)	.....	(**)	-4	.....	-4	-1	.....	-1
Department of Health and Human Services:									
Federal Hospital Insurance Trust Fund	-26	.....	-26	-3,456	.....	-3,456	-3,670	.....	-3,670
Federal Supplementary Medical Insurance Trust Fund	-55	.....	-55	-1,342	.....	-1,342	-1,159	.....	-1,159
Department of Homeland Security:									
Oil Spill Liability Trust Fund	-10	.....	-10	-69	.....	-69	-32	.....	-32
Other	(**)	.....	(**)	-16	.....	-16	-11	.....	-11
Department of Labor:									
Unemployment Trust Fund	-14	.....	-14	-861	.....	-861	-693	.....	-693
Department of State:									
Foreign Service Retirement and Disability Fund	(**)	.....	(**)	-276	.....	-276	-272	.....	-272
Department of Transportation:									
Airport and Airway Trust Fund	-7	.....	-7	-167	.....	-167	-137	.....	-137
Department of Veterans Affairs:									
National Service Life Insurance Fund	(**)	.....	(**)	-56	.....	-56	-67	.....	-67
United States Government Life Insurance Fund	(**)	.....	(**)	(**)	.....	(**)	(**)	.....	(**)
Corps of Engineers	-12	.....	-12	-102	.....	-102	-68	.....	-68
Other Defense Civil Programs:									
Military Retirement Fund	-1,025	.....	-1,025	-5,200	.....	-5,200	-8,359	.....	-8,359
Educational Benefits Fund	-1	.....	-1	-4	.....	-4	-26	.....	-26
Armed Forces Retirement Home	(**)	.....	(**)	-1	.....	-1	(**)	.....	(**)
Environmental Protection Agency	-3	.....	-3	-59	.....	-59	-31	.....	-31
Office of Personnel Management:									
Civil Service Retirement and Disability Fund	-22	.....	-22	-12,954	.....	-12,954	-12,823	.....	-12,823
Social Security Administration:									
Federal Old-Age and Survivors Insurance Trust Fund	-100	.....	-100	-39,918	.....	-39,918	-40,984	.....	-40,984
Federal Disability Insurance Trust Fund	-16	.....	-16	-1,408	.....	-1,408	-1,052	.....	-1,052
Independent Agencies:									
Railroad Retirement Board	-6	.....	-6	-26	.....	-26	-26	.....	-26
Other	(**)	.....	(**)	-13	.....	-13	-10	.....	-10
Other	-97	.....	-97	-560	.....	-560	-388	.....	-388
<b>Total--Interest Received by Trust Funds</b>	<b>-1,395</b>	<b>.....</b>	<b>-1,395</b>	<b>-66,491</b>	<b>.....</b>	<b>-66,491</b>	<b>-69,810</b>	<b>.....</b>	<b>-69,810</b>
Rents and Royalties on the Outer Continental Shelf Lands	.....	100	-100	.....	3,253	-3,253	.....	2,148	-2,148
Spectrum Auction Proceeds	.....	.....	.....	-1,155	.....	-1,155	.....	.....	.....
<b>Total--Undistributed Offsetting Receipts</b>	<b>-7,778</b>	<b>100</b>	<b>-7,878</b>	<b>-120,018</b>	<b>3,254</b>	<b>-123,272</b>	<b>-120,523</b>	<b>2,148</b>	<b>-122,671</b>
<b>Total Outlays</b>	<b>423,459</b>	<b>47,703</b>	<b>375,756</b>	<b>2,453,071</b>	<b>254,604</b>	<b>2,198,468</b>	<b>2,330,789</b>	<b>234,085</b>	<b>2,096,705</b>
<b>Total On-Budget</b>	<b>332,197</b>	<b>41,718</b>	<b>290,478</b>	<b>1,960,021</b>	<b>204,989</b>	<b>1,755,032</b>	<b>1,869,225</b>	<b>186,284</b>	<b>1,682,941</b>
<b>Total Off-Budget</b>	<b>91,263</b>	<b>5,985</b>	<b>85,278</b>	<b>493,050</b>	<b>49,615</b>	<b>443,435</b>	<b>461,564</b>	<b>47,801</b>	<b>413,763</b>
<b>Total Surplus (+) or Deficit (-)</b>			<b>-146,945</b>			<b>-691,174</b>			<b>-599,700</b>
<b>Total On-Budget</b>			<b>-141,064</b>			<b>-683,141</b>			<b>-598,667</b>
<b>Total Off-Budget</b>			<b>-5,881</b>			<b>-8,034</b>			<b>-1,033</b>

**Table 5. Outlays of the U.S. Government, March 2019 and Other Periods - Continued**

[\$ millions]

**MEMORANDUM**

Receipts Offset Against Outlays (In Millions)

	Current Fiscal Year to Date	Comparable Period Prior Fiscal Year
Proprietary Receipts	126,797	105,440
Intrabudgetary Transactions	409,824	398,171
Governmental Receipts	7,740	6,414
Total Receipts Offset Against Outlays	<u>544,361</u>	<u>510,025</u>

1 Includes FICA and SECA tax credits, non-contributory military service credits, special benefits for the aged and credit for the unnegotiated OASI benefit checks.

Note: Details may not add to totals due to rounding.

... No Transactions

(\*\*) Less than absolute value of \$500,000



**Table 6. Means of Financing the Deficit or Disposition of Surplus by the U.S. Government, March 2019 and Other Periods**  
 [\$ millions]

Assets and Liabilities Directly Related to Budget Off-Budget Activity	Net Transactions (-) denotes net reduction of either liability or asset accounts			Account Balances Current Fiscal Year		
	This Month	Fiscal Year to Date		Beginning of		Close of This Month
		This Year	Prior Year	This Year	This Month	
<b>Liability Accounts:</b>						
Borrowing from the Public:						
Treasury Securities, Issued Under General Financing Authorities:						
Debt Held by the Public	-46,506	443,237	754,581	15,761,154	16,250,897	16,204,391
Intragovernmental Holdings	-41,140	68,584	90,162	5,754,904	5,864,628	5,823,488
Total Treasury Securities Outstanding	-87,646	511,822	844,743	21,516,058	22,115,526	22,027,880
Plus Premium on Treasury Securities	61	1,695	-1,903	27,640	29,274	29,335
Less Discount on Treasury Securities	-1,492	3,895	6,447	105,827	111,214	109,722
Total Treasury Securities Net of Premium and Discount	-86,093	509,623	836,392	21,437,870	22,033,585	21,947,493
Agency Securities, Issued Under Special Financing Authorities (See Schedule B; for Other Agency Borrowing, See Schedule C)						
Total Federal Securities	-299	-621	284	22,822	22,500	22,201
	-86,392	509,002	836,676	21,460,692	22,056,085	21,969,694
Deduct:						
Federal Securities Held as Investments of Government Accounts (See Schedule D)						
Less Discount on Federal Securities Held as Investments of Government Accounts	-41,021	66,777	89,786	5,737,252	5,845,051	5,804,029
Net Federal Securities Held as Investments of Government Accounts	-561	1,189	1,329	27,744	29,494	28,933
	-40,460	65,588	88,458	5,709,509	5,815,557	5,775,097
Total Borrowing from the Public	-45,932	443,414	748,219	15,751,183	16,240,529	16,194,597
Accrued Interest Payable to the Public	25,023	5,484	2,870	73,519	53,979	79,002
Allocations of Special Drawing Rights	-344	-247	1,432	49,274	49,371	49,027
Uninvested Balances, Deposit Funds	212,407	217,462	1,394	20,724	25,779	238,186
Miscellaneous Liability Accounts (Includes Checks Outstanding Etc.)	1,656	3,958	3,650	8,528	10,830	12,486
<b>Total Liability Accounts</b>	<b>192,811</b>	<b>670,070</b>	<b>757,565</b>	<b>15,903,229</b>	<b>16,380,488</b>	<b>16,573,299</b>
<b>Asset Accounts (Deduct)</b>						
Cash and Monetary Assets:						
U.S. Treasury Operating Cash:						
Federal Reserve Account <sup>1</sup>	43,348	-50,700	130,326	384,713	290,665	334,012
Balance	43,348	-50,700	130,326	384,713	290,665	334,012
Special Drawing Rights:						
Total Holdings	-356	-152	1,536	50,918	51,122	50,766
SDR Certificates Issued to Federal Reserve Banks	.....	.....	.....	-5,200	-5,200	-5,200
Balance	-356	-152	1,536	45,718	45,922	45,566
Reserve Position on the U.S. Quota in the IMF:						
U.S. Subscription to International Monetary Fund:						
Direct Quota Payments	.....	.....	.....	111,629	111,629	111,629
Maintenance of Value Adjustments	-807	-581	3,367	4,169	4,395	3,588
Letter of Credit Issued to IMF	85	3,665	352	-103,138	-99,558	-99,473
Dollar Deposits with the IMF	10	-1	-3	-305	-316	-306
Receivable/Payable (-) for Interim Maintenance of Value Adjustments	674	508	-3,036	3,009	2,843	3,517
Balance	-38	3,591	680	15,364	18,993	18,955
Loans to International Monetary Fund	.....	-1,645	-2,107	4,861	3,216	3,216
Other Cash and Monetary Assets	58	-51	-186	26,463	26,354	26,411
Total Cash and Monetary Assets	43,011	-48,957	130,248	477,118	385,150	428,161
Non-Federal Securities of the National Railroad Retirement Investment Trust						
Net Activity, Guaranteed Loan Financing (See Schedule E)	213	-1,185	2,046	25,512	24,114	24,326
Net Activity, Direct Loan Financing (See Schedule E)	3,141	6,683	727	4,781	8,323	11,464
Miscellaneous Asset Accounts	-806	21,928	24,871	1,372,059	1,394,793	1,393,987
	174	213	158	-518	-479	-305
<b>Total Asset Accounts</b>	<b>45,733</b>	<b>-21,317</b>	<b>158,050</b>	<b>1,878,951</b>	<b>1,811,901</b>	<b>1,857,634</b>
<b>Excess of Liabilities (+) or Assets (-)</b>	<b>147,078</b>	<b>691,388</b>	<b>599,515</b>	<b>14,024,278</b>	<b>14,568,587</b>	<b>14,715,665</b>
Transactions Not Applied to Current Year's Surplus or Deficit (See Schedule A for Details)	-133	-213	185	.....	-80	-213
<b>Total Budget and Off-Budget Federal Entities (Financing of Deficit (+) or Disposition of Surplus (-))</b>	<b>146,945</b>	<b>691,174</b>	<b>599,700</b>	<b>14,024,278</b>	<b>14,568,507</b>	<b>14,715,452</b>

1 Major sources of information used to determine Treasury's operating cash balance include Federal Reserve Banks, Treasury Regional Finance Centers, Internal Revenue Service Centers, various electronic systems, and information on the Public Debt. Information is presented on a modified cash basis. Deposits are

reflected as received and withdrawals are reflected as processed.  
 Note: Details may not add to totals due to rounding.  
 ... No Transactions

**Table 6. Schedule A-Analysis of Change in Excess of Liabilities of the U.S. Government, March 2019 and Other Periods**

Classification	[\$ millions]		
	This Month	Fiscal Year to Date	
		This Year	Prior Year
<b>Excess of Liabilities Beginning of Period:</b>			
Based on Composition of Unified Budget in Preceding Period	14,568,587	14,024,278	13,202,375
Adjustments During Current Fiscal Year for Changes in Composition of Unified Budget:			
Revisions by Federal Agencies to the Prior Budget Results	(**)	(**)	42,742
Excess of Liabilities Beginning of Period (Current Basis)	14,568,587	14,024,278	13,245,117
<b>Budget Surplus (-) or Deficit:</b>			
Based on Composition of Unified Budget in Prior Fiscal Year	146,945	691,174	599,700
Total Surplus (-) or Deficit (Table 2)	146,945	691,174	599,700
Total-On-Budget (Table 2)	141,064	683,141	598,667
Total-Off-Budget (Table 2)	5,881	8,034	1,033
<b>Transactions Not Applied to Current Year's Surplus or Deficit:</b>			
Premium/Discount on Buyback of U.S. Treasury Securities	.....	-2	-1
Other	133	215	-185
Total-Transactions Not Applied to Current Year's Surplus or Deficit	133	213	-185
<b>Excess of Liabilities Close of Period</b>	<b>14,715,665</b>	<b>14,715,665</b>	<b>13,844,632</b>

Note: Details may not add to totals due to rounding.

(\*\*) Less than absolute value of \$500,000

... No Transactions

**Table 6. Schedule B-Securities Issued by Federal Agencies Under Special Financing Authorities, March 2019 and Other Periods**

Classification	[\$ millions]					
	This Month	Net Transactions (-) denotes net reduction of liability accounts		Account Balances Current Fiscal Year		
		Fiscal Year to Date		Beginning of		Close of
	This Year	Prior Year	This Year	This Month	This Month	
<b>Agency Securities, Issued Under Special Financing Authorities:</b>						
<b>Obligations Guaranteed by the United States, Issued By:</b>						
Department of Housing and Urban Development:						
Federal Housing Administration	.....	.....	.....	19	19	19
<b>Obligations Not Guaranteed by the United States, Issued By:</b>						
Legislative Branch:						
Architect of the Capitol	1	-5	-5	80	74	75
Independent Agencies:						
Federal Communications Commission	.....	.....	.....	(**)	(**)	(**)
National Archives and Records Administration	.....	-13	-12	27	14	14
Tennessee Valley Authority	-300	-602	301	22,696	22,394	22,094
<b>Total Agency Securities</b>	<b>-299</b>	<b>-621</b>	<b>284</b>	<b>22,822</b>	<b>22,500</b>	<b>22,201</b>

Note: Details may not add to totals due to rounding.

(\*\*) Less than absolute value of \$500,000

... No Transactions

**Table 6. Schedule C (Memorandum)-Federal Agency Borrowing Financed Through the Issue of Treasury Securities, March 2019 and Other Periods**

[\$ millions]

Classification	Transactions			Account Balances Current Fiscal Year		
	This Month	Fiscal Year to Date		Beginning of		Close of This Month
		This Year	Prior Year	This Year	This Month	
<b>Borrowing from the US Treasury:</b>						
Department of Agriculture:						
Farm Service Agency:						
Commodity Credit Corporation	279	9,806	2,463	9,148	18,674	18,953
Agricultural Credit Insurance Fund	-1,944	-1,243	574	12,812	13,513	11,569
Farm Storage Facility Loans	-39	86	114	1,041	1,166	1,127
Apple Loans Fund	.....	.....	.....	(**)	(**)	(**)
Emergency Boll Weevil Loan Fund	.....	-1	-1	4	4	4
Rural Housing Service:						
Rural Housing Insurance	55	402	-592	17,652	17,999	18,054
Rural Community Facility Loans Fund	-30	723	-254	8,731	9,483	9,454
Multifamily Housing Revitalization Loan Account	-33	-9	-35	414	438	405
Rural Business - Cooperative Service:						
Rural Business and Industry Loans	-12	-12	-26	57	57	45
Rural Development Loan Fund	-6	-2	-23	286	290	284
Rural Economic Development Loan Fund	-12	10	-17	186	208	196
Renewable Energy Guaranteed Loan Account	(**)	(**)	-2	1	1	1
Rural Microenterprise Investment Loans	-2	-1	1	38	40	38
Biorefinery Assistance Loan Account	-13	-13	-12	15	15	2
Rural Utilities Service:						
Rural Water and Waste Disposal Fund	-58	286	-426	12,514	12,859	12,801
Rural Electrification and Telecommunications Fund	-42	301	-805	5,907	6,250	6,208
Rural Telephone Bank	-3	-3	-36	119	119	116
Distance Learning and Telemedicine Program	-14	-10	-179	785	788	775
Foreign Agricultural Service	.....	.....	.....	453	453	453
Department of Commerce:						
National Oceanic and Atmospheric Administration:						
Fisheries Finance	1	5	56	453	457	458
Department of Defense--Military Programs:						
Family Housing Improvement Loans	.....	25	51	1,685	1,710	1,710
Department of Education:						
College Housing and Academic Facilities Loans	.....	.....	.....	19	19	19
Federal Direct Student Loans	.....	77,843	92,974	1,173,744	1,251,587	1,251,587
Teach Grant Loans	.....	35	42	609	645	645
Temporary Student Loan Purchase Authority	.....	-872	-184	45,247	44,375	44,375
Federal Family Education Loans	.....	.....	.....	38,880	38,880	38,880
Department of Energy:						
Bonneville Power Administration Fund	.....	-232	-56	5,531	5,299	5,299
Western Area Power Administration - Recovery Act	.....	.....	.....	97	97	97
Title 17 Innovative Technology Loans	154	159	(**)	514	519	673
Department of Health and Human Services:						
Consumer Operated and Oriented Plan	.....	.....	.....	407	407	407
Consumer Operated and Oriented Plan Program Contingency Fund	.....	.....	.....	65	65	65
Department of Homeland Security:						
National Flood Insurance Fund	.....	.....	-9,900	20,525	20,525	20,525
Disaster Assistance Loan Fund	(**)	2	2	16	18	18
Department of Housing and Urban Development:						
Public and Indian Housing Programs:						
Low-Rent Public Housing - Loans and Other Expenses	.....	.....	.....	116	116	116
Native Hawaiian Housing Loans	.....	(**)	.....	7	7	7
Housing Programs:						
Emergency Homeowners' Relief Fund	.....	.....	.....	(**)	(**)	(**)
Federal Housing Administration	.....	25	25	24,709	24,734	24,734
Green Retrofit Program for Multifamily Housing-Recovery Act	.....	.....	.....	11	11	11
Department of the Interior:						
Bureau of Indian Affairs and Bureau of Indian Education	.....	.....	.....	18	18	18
Bureau of Reclamation Loan Fund	.....	.....	.....	30	30	30
Assistance to American Samoa Loan Fund	.....	(**)	.....	8	9	9
Department of Labor:						
Black Lung Disability Trust Fund	.....	.....	.....	4,566	4,566	4,566
Department of State:						

**Table 6. Schedule C (Memorandum)-Federal Agency Borrowing Financed Through the Issue of Treasury Securities, March 2019 and Other Periods - Continued**

Classification	[\$ millions]					
	Transactions			Account Balances Current Fiscal Year		
	This Month	Fiscal Year to Date		Beginning of		Close of This Month
This Year		Prior Year	This Year	This Month		
<b>Borrowing from the US Treasury: - Continued</b>						
Repatriation Loans	1	2	1	3	4	5
Department of Transportation:						
Federal Highway Administration:						
Transportation Infrastructure Finance and Innovation Fund	93	855	1,250	16,081	16,843	16,936
Federal Railroad Administration:						
Railroad Rehabilitation and Improvement Loan Fund	8	17	.....	477	485	493
Other	.....	.....	.....	(**)	(**)	(**)
Maritime Administration:						
Maritime Guaranteed Loan (Title XI) Fund	.....	2	20	152	155	155
Department of the Treasury:						
Departmental Offices:						
Community Development Financial Institutions Fund	1	5	4	89	94	94
Temporary Credit and Liquidity Program	.....	.....	.....	4,029	4,029	4,029
Troubled Asset Relief Program	2	-18	-34	60	40	42
Small Business Lending Financing Fund	.....	.....	.....	202	202	202
Federal Financing Bank Revolving Fund	1,405	1,295	1,047	61,584	61,474	62,880
Department of Veterans Affairs:						
Veterans Housing Benefit Program Fund	.....	104	26	463	566	566
Native American Veteran Housing Fund	.....	3	4	71	74	74
Vocational Rehabilitation Loan Fund	.....	2	(**)	1	3	3
Corps of Engineers:						
Washington Aqueduct	(**)	(**)	(**)	1	(**)	(**)
Environmental Protection Agency:						
Abatement, Control, and Compliance Loan Program	(**)	(**)	.....	.....	.....	(**)
International Assistance Programs:						
International Security Assistance:						
Foreign Military Loan Program	.....	.....	955	3,066	3,066	3,066
Military Debt Reduction	.....	.....	.....	46	46	46
Agency for International Development:						
International Debt Reduction	.....	.....	.....	36	36	36
Development Credit Authority Loan Fund	.....	.....	.....	1	1	1
Overseas Private Investment Corporation	116	449	268	3,475	3,808	3,924
Small Business Administration:						
Business Loan Fund	3	4	(**)	2,158	2,160	2,163
Disaster Loan Fund	93	1,482	3,502	9,054	10,444	10,537
Independent Agencies:						
Export-Import Bank of the United States	.....	45	144	20,213	20,257	20,257
Presidio Trust	.....	.....	.....	40	40	40
Railroad Retirement Board:						
Social Security Equivalent Benefit Account	353	2,096	2,073	3,725	5,468	5,821
Smithsonian Institution:						
John F. Kennedy Center Parking Facilities	.....	.....	.....	20	20	20
<b>Total Borrowing from the US Treasury</b>	<b>359</b>	<b>93,655</b>	<b>93,012</b>	<b>1,512,469</b>	<b>1,605,765</b>	<b>1,606,124</b>
<b>Borrowing from the Federal Financing Bank:</b>						
Department of Agriculture:						
Rural Utilities Service:						
Rural Electrification and Telecommunications Fund	-150	1,067	303	46,288	47,505	47,355
Department of Education:						
Historically Black College and University Capital Financing Fund	51	37	177	1,449	1,435	1,486
Department of Energy:						
Advanced Technology Vehicles Manufacturing Loans	-148	-295	-295	2,209	2,061	1,913
Title 17 Innovative Technology Loans	1,417	1,565	-207	11,067	11,216	12,632
Department of Health and Human Services:						
Health Maintenance Organization Loan and Loan Guarantee Fund	.....	.....	.....	(**)	(**)	(**)
Department of Housing and Urban Development:						
Housing Programs:						
Federal Housing Administration	-1	149	160	1,666	1,815	1,815
Department of the Treasury:						
Departmental Offices:						
Community Development Financial Institutions Fund	19	188	102	696	865	884
Department of Veterans Affairs:						
Guaranteed Transitional Housing Loans for Homeless Veterans	.....	(**)	(**)	4	4	4
Independent Agencies:						
Postal Service	.....	-2,200	.....	13,200	11,000	11,000
<b>Total Borrowing from the Federal Financing Bank</b>	<b>1,188</b>	<b>511</b>	<b>240</b>	<b>76,578</b>	<b>75,901</b>	<b>77,089</b>

Note: Details may not add to totals due to rounding.

Note: This table includes lending by the Federal Financing Bank accomplished by the purchase of agency financial assets, by the acquisition of agency debt securities, and by direct loans on behalf of an agency. The Federal Financing Bank borrows from Treasury and issues its own securities and in turn may loan

these funds to agencies in lieu of agencies borrowing directly through Treasury or issuing their own securities.

... No Transactions  
 (\*\*) Less than absolute value of \$500,000

**Table 6. Schedule D-Investments of Federal Government Accounts in Federal Securities, March 2019 and Other Periods**

[\$ millions]

Classification	Net Purchases or Sales (-)			Securities Held as Investments Current Fiscal Year		
	This Month	Fiscal Year to Date		Beginning of		Close of This Month
		This Year	Prior Year	This Year	This Month	
<b>Federal Funds:</b>						
Department of Agriculture	.....	-12	(**)	221	209	209
Department of Defense--Military Programs:						
Defense Cooperation Account	(**)	(**)	(**)	8	8	8
Department of Energy	30	-100	-17	56,372	56,242	56,272
Department of Health and Human Services	.....	10,236	15	.....	10,236	10,236
Department of Homeland Security	234	303	.....	732	802	1,036
Department of Housing and Urban Development:						
Housing Programs:						
Federal Housing Administration Fund	306	2,422	3,804	26,975	29,091	29,396
Government National Mortgage Association:						
Guarantees of Mortgage-Backed Securities	32	-260	-2,798	16,293	16,001	16,033
Department of the Interior	-117	34	41	9,642	9,793	9,677
Department of Justice	27	-1,032	536	1,161	102	129
Department of Labor	1,434	3,969	2,528	31,688	34,223	35,657
Department of State:						
Foreign Service Retirement and Disability Fund	1	3	4	17	20	20
Other	.....	(**)	(**)	15	15	15
Department of Transportation	.....	30	22	2,289	2,319	2,319
Department of the Treasury	43	208	169	23,930	24,094	24,138
Department of Veterans Affairs:						
Veterans Reopened Insurance Fund	-2	-8	-10	101	96	94
Servicemen'S Group Life Insurance Fund	.....	(**)	(**)	1	1	1
Other Defense Civil Programs:						
Uniformed Services Retiree Health Care Fund	-420	11,688	12,608	240,183	252,291	251,870
Office of Personnel Management:						
Postal Service Contributions	-800	-1,718	-1,160	47,145	46,227	45,427
Independent Agencies:						
Federal Deposit Insurance Corporation:						
Deposit Insurance Fund	1,449	4,571	8,497	96,431	99,553	101,002
FSLIC Resolution Fund	2	10	5	852	861	862
Federal Housing Finance Agency	-18	12	2	56	86	68
National Credit Union Administration	-16	306	3,179	15,326	15,648	15,632
Postal Service	369	-1,663	951	10,493	8,461	8,830
Tennessee Valley Authority	(**)	(**)	(**)	25	25	25
Other						
Treasury Securities	-610	-459	-191	13,547	13,698	13,088
Other	13	-211	-370	11,288	11,065	11,078
Total Treasury Securities	1,956	28,330	27,815	604,790	631,164	633,120
<b>Total Federal Funds</b>	<b>1,956</b>	<b>28,330</b>	<b>27,815</b>	<b>604,790</b>	<b>631,164</b>	<b>633,120</b>
<b>Trust Funds:</b>						
Legislative Branch:						
Library of Congress	1	(**)	3	21	20	21
United States Tax Court	.....	(**)	(**)	12	13	13
Other	(**)	2	2	30	33	33
Judicial Branch:						
Judicial Retirement Funds	(**)	30	137	1,220	1,250	1,250
Department of Agriculture	.....	.....	.....	6	6	6
Department of Commerce	15	1,261	4	6,243	7,489	7,504
Department of Defense--Military Programs:						
Voluntary Separation Incentive Fund	13	12	16	112	111	124
Other	-14	231	133	1,385	1,630	1,616
Department of Health and Human Services:						
Federal Hospital Insurance Trust Fund	-4,293	-7,488	-9,390	202,805	199,611	195,317
Federal Supplementary Medical Insurance Trust Fund	-640	11,935	7,769	98,197	110,773	110,133
Other	-15	25	121	3,787	3,827	3,812
Department of Homeland Security	-11	273	394	8,507	8,791	8,780
Department of the Interior	1	-11	81	44	32	33
Department of Labor:						
Unemployment Trust Fund	-2,632	-4,219	-2,379	72,576	70,989	68,357
Other	14	-4	1	70	51	65
Department of State:						
Foreign Service Retirement and Disability Fund	51	144	48	19,184	19,277	19,328

**Table 6. Schedule D-Investments of Federal Government Accounts in Federal Securities, March 2019 and Other Periods - Continued**  
 [\$ millions]

Classification	Net Purchases or Sales (-)			Securities Held as Investments Current Fiscal Year		
	This Month	Fiscal Year to Date		Beginning of		Close of This Month
		This Year	Prior Year	This Year	This Month	
<b>Trust Funds - Continued</b>						
Other	4	1	-1	49	47	51
Department of Transportation:						
Airport and Airway Trust Fund	1	1,008	699	14,212	15,219	15,220
Highway Trust Fund	42	-3,434	-2,855	41,212	37,736	37,778
Department of the Treasury	446	26	-100	3,184	2,764	3,210
Department of Veterans Affairs:						
General Post Fund, National Homes	.....	9	.....	90	99	99
National Service Life Insurance	-64	-283	-291	3,015	2,796	2,731
United States Government Life Insurance Fund	(**)	(**)	(**)	2	2	2
Veterans Special Life Insurance Fund	-15	-56	-53	1,487	1,446	1,431
Corps of Engineers	179	1,109	860	9,372	10,302	10,481
Other Defense Civil Programs:						
Military Retirement Fund	-2,113	81,888	78,895	743,421	827,422	825,309
Other	-12	-60	-26	1,131	1,083	1,071
Environmental Protection Agency	339	614	109	5,538	5,813	6,152
National Aeronautics and Space Administration	(**)	-1	(**)	17	16	16
Office of Personnel Management:						
Civil Service Retirement and Disability Fund						
Treasury Securities	-28,644	-37,511	-12,236	922,994	914,126	885,483
Employees Life Insurance Fund	5	919	535	46,616	47,530	47,535
Employees and Retired Employees Health Benefits Fund	370	649	1,185	27,370	27,649	28,019
Social Security Administration:						
Federal Old-Age and Survivors Insurance Trust Fund	-5,459	-11,965	-11,838	2,801,254	2,794,748	2,789,289
Federal Disability Insurance Trust Fund	-638	3,455	9,806	93,401	97,494	96,856
Independent Agencies:						
Harry S Truman Scholarship Foundation	.....	-1	-5	52	51	51
Japan-United States Friendship Commission	.....	-1	.....	36	35	35
Railroad Retirement Board						
Treasury Securities	-58	-120	440	2,619	2,557	2,499
Agency Securities	.....	.....	-1	.....	.....	.....
Other						
Treasury Securities	149	3	-92	1,196	1,051	1,199
<b>Total Treasury Securities</b>	<b>-42,977</b>	<b>38,446</b>	<b>61,973</b>	<b>5,132,462</b>	<b>5,213,886</b>	<b>5,170,909</b>
<b>Total Agency Securities</b>	<b>.....</b>	<b>.....</b>	<b>-1</b>	<b>.....</b>	<b>.....</b>	<b>.....</b>
<b>Total Trust Funds</b>	<b>-42,977</b>	<b>38,446</b>	<b>61,972</b>	<b>5,132,462</b>	<b>5,213,886</b>	<b>5,170,909</b>
<b>Grand Total</b>	<b>-41,021</b>	<b>66,777</b>	<b>89,786</b>	<b>5,737,252</b>	<b>5,845,051</b>	<b>5,804,029</b>

Note: Details may not add to totals due to rounding.

Note: Investments are in Treasury securities unless otherwise noted.

... No Transactions

(\*\*) Less than absolute value of \$500,000

**Table 6. Schedule E-Net Activity, Guaranteed and Direct Loan Financing, March 2019 and Other Periods**

[\$ millions]

Classification	Net Transactions (-) denotes net reduction of asset accounts			Account Balances Current Fiscal Year		
	This Month	Fiscal Year to Date		Beginning of		Close of This Month
		This Year	Prior Year	This Year	This Month	
<b>Guaranteed Loan Financing Activity:</b>						
Department of Agriculture:						
Farm Service Agency:						
Commodity Credit Corporation Export Fund	(**)	-20	-20	197	177	177
Agricultural Credit Insurance Fund	-3	(**)	2	-200	-197	-199
Natural Resources Conservation Service:						
Agricultural Resource Conservation Demonstration Program	.....	.....	.....	(**)	(**)	(**)
Rural Housing Service:						
Rural Community Facility Loans	-5	-7	-2	-42	-44	-49
Rural Housing Insurance Fund	31	41	129	429	439	470
Rural Business - Cooperative Service:						
Rural Business and Industry Loans	-12	-36	-22	-178	-202	-214
Renewable Energy Guaranteed Loan Account	-1	-7	-11	-48	-54	-55
Biorefinery Assistance Loan Account	.....	-4	-23	-60	-64	-64
Rural Utilities Service:						
Rural Water and Waste Disposal Fund	(**)	(**)	(**)	-25	-25	-25
Department of Commerce:						
General Administration:						
Emergency Oil, Gas, and Steel Account	.....	.....	.....	5	5	5
Department of Defense--Military Programs						
.....						
Department of Education:						
Office of Student Financial Assistance:						
Federal Family Education Loans	-30	-447	-1,090	22,125	21,708	21,678
Department of Energy:						
Title 17 Innovative Technology Loans	2	2	.....	-138	-138	-136
Department of Health and Human Services:						
Health Resources and Services Administration:						
Health Center Loans	.....	.....	.....	-1	-1	-1
Health Education Assistance Loans	.....	.....	.....	-70	-70	-70
Department of Housing and Urban Development:						
Public and Indian Housing Programs:						
Indian Housing Loans	-2	-6	(**)	-205	-208	-210
Native Hawaiian Housing Loans	(**)	-1	(**)	4	3	3
Community Planning and Development:						
Community Development Loans	-1	-1	-1	-17	-17	-18
Housing Programs:						
FHA-Mutual Mortgage Insurance Loans	283	3,538	1,999	-3,634	-379	-96
FHA-General and Special Risk Fund	135	1,021	519	-4,353	-3,466	-3,332
Home Ownership Preservation Entity Fund	(**)	(**)	1	-17	-17	-17
Government National Mortgage Association:						
Guarantees of Mortgage-Backed Securities	-148	-878	-931	8,964	8,235	8,086
Department of the Interior:						
Bureau of Indian Affairs and Bureau of Indian Education	-7	-12	-1	-21	-26	-33
Department of Transportation:						
Office of the Secretary:						
Minority Business Resource Center Fund	.....	.....	(**)	(**)	(**)	(**)
Federal Highway Administration:						
Transportation Infrastructure Finance and Innovation Fund	.....	.....	.....	(**)	(**)	(**)
Maritime Administration:						
Maritime Guaranteed Loan (Title XI) Fund	-2	-30	248	34	6	4
Department of the Treasury:						
Departmental Offices:						
Air Transportation Stabilization Fund	.....	.....	.....	(**)	(**)	(**)
Troubled Assets Insurance Financing Fund	.....	.....	.....	(**)	(**)	(**)
Troubled Asset Relief Program	1	1	2	-4	-4	-2
Department of Veterans Affairs:						
Veterans Benefits Administration:						
Veterans Housing Benefit Program Fund	3,310	3,019	-756	-11,299	-11,590	-8,280
International Assistance Programs:						
Agency for International Development:						

**Table 6. Schedule E-Net Activity, Guaranteed and Direct Loan Financing, March 2019 and Other Periods - Continued**

[\$ millions]

Classification	Net Transactions (-) denotes net reduction of asset accounts			Account Balances Current Fiscal Year		
	This Month	Fiscal Year to Date		Beginning of		Close of This Month
		This Year	Prior Year	This Year	This Month	
<b>Guaranteed Loan Financing Activity: - Continued</b>						
Ukraine Export Credit Insurance Fund	.....	.....	.....	-1,149	-1,149	-1,149
Loan Guarantees to Israel	.....	.....	.....	-1,253	-1,253	-1,253
Urban and Environmental Credit Guaranteed Loans	(**)	2	1	-49	-47	-47
Microenterprise and Small Enterprise Development	.....	.....	.....	(**)	(**)	(**)
Development Credit Authority Loan Fund	-5	-5	-6	-92	-93	-98
Tunisia Loan Fund	.....	.....	.....	-1,105	-1,105	-1,105
Overseas Private Investment Corporation	76	99	-47	227	249	325
Small Business Administration:						
Business Loan Fund	743	438	764	-2,324	-2,629	-1,886
Independent Agencies:						
Export-Import Bank of the United States	-1,224	-25	-26	-852	347	-877
<b>Net Activity, Guaranteed Loan Financing</b>	<b>3,141</b>	<b>6,683</b>	<b>727</b>	<b>4,781</b>	<b>8,323</b>	<b>11,464</b>
<b>Direct Loan Financing Activity:</b>						
Department of Agriculture:						
Farm Service Agency:						
Agricultural Credit Insurance Fund	24	-202	-106	10,663	10,436	10,460
Farm Storage Facility Loans	6	53	27	788	835	841
Apple Loans Fund	.....	.....	.....	(**)	(**)	(**)
Emergency Boll Weevil Loan Fund	.....	-1	-1	4	3	3
Rural Housing Service:						
Rural Community Facility Loans Fund	40	551	475	8,379	8,890	8,930
Rural Housing Insurance Fund	-73	-288	-285	15,710	15,495	15,422
Multifamily Housing Revitalization Loan Account	(**)	8	7	380	388	388
Rural Business - Cooperative Service:						
Rural Business and Industry Loan Fund	(**)	(**)	(**)	6	6	6
Rural Development Loan Fund	-1	-11	-10	279	269	268
Rural Economic Development Loan Fund	-1	7	-6	170	177	177
Rural Microenterprise Investment Loans	(**)	(**)	3	36	36	36
Rural Utilities Service:						
Rural Water and Waste Disposal Loans	-32	-19	-114	11,558	11,571	11,539
Rural Electrification and Telecommunications Fund	-293	946	186	49,142	50,381	50,088
Rural Telephone Bank	-2	-10	-15	118	110	108
Distance Learning and Telemedicine Program	-6	-40	-125	767	733	727
Rural Development Insurance Fund	.....	.....	.....	1,065	1,065	1,065
Foreign Agricultural Service:						
P.L. 480 Direct Loan Fund	-4	-57	-100	429	377	372
International Debt Reduction	(**)	-4	-5	-49	-53	-53
Department of Commerce:						
National Oceanic and Atmospheric Administration:						
Fisheries Finance	-5	-20	18	452	437	432
Department of Defense--Military Programs	-5	-15	11	1,685	1,675	1,670
Department of Education:						
Office of Postsecondary Education:						
College Housing and Academic Facilities Loans	.....	(**)	(**)	3	3	3
Historically Black College and University Capital Financing Fund	53	63	34	1,302	1,312	1,365
Office of Student Financial Assistance:						
Federal Direct Student Loans	-2,071	23,778	29,207	1,130,378	1,156,227	1,154,156
Teach Grant Loans	2	9	17	584	591	593
Temporary Student Loan Purchase Authority	-944	-3,731	-4,153	67,335	64,549	63,605
Department of Energy:						
Advanced Technology Vehicles Manufacturing Loans	-126	-273	-295	2,117	1,970	1,844
Title 17 Innovative Technology Loans	1,477	1,628	-171	10,724	10,875	12,352
Department of Health and Human Services:						
Consumer Operated and Oriented Plan	.....	-8	(**)	391	383	383
Consumer Operated and Oriented Plan Program Contingency Fund	.....	-1	.....	59	58	58
Department of Homeland Security:						
Disaster Assistance Loan Fund	(**)	1	-1	-28	-27	-27
Department of Housing and Urban Development:						
Housing Programs:						



**Table 6. Schedule E-Net Activity, Guaranteed and Direct Loan Financing, March 2019 and Other Periods - Continued**

[\$ millions]

Classification	Net Transactions (-) denotes net reduction of asset accounts			Account Balances Current Fiscal Year		
	This Month	Fiscal Year to Date		Beginning of		Close of This Month
		This Year	Prior Year	This Year	This Month	
<b>Direct Loan Financing Activity: - Continued</b>						
Emergency Homeowners' Relief Fund	(**)	(**)	(**)	-2	-2	-2
FHA-Mutual Mortgage Insurance Loans	.....	.....	(**)	(**)	(**)	(**)
FHA-General and Special Risk Fund	3	173	186	1,764	1,935	1,938
Green Retrofit Program for Multifamily Housing Fund	(**)	-1	-1	10	9	9
Department of the Interior:						
Bureau of Reclamation	.....	.....	.....	31	31	31
Bureau of Indian Affairs and Bureau of Indian Education	(**)	(**)	(**)	3	3	3
Assistance to American Samoa Loan Fund	.....	.....	.....	8	8	8
Department of State:						
Administration of Foreign Affairs:						
Repatriation Loans	-1	-2	1	1	1	(**)
Department of Transportation:						
Federal Highway Administration:						
Transportation Infrastructure Finance and Innovation Fund	87	306	975	15,986	16,205	16,292
Tiger Tifia Loan Fund	.....	-1	-482	49	48	48
Federal Railroad Administration:						
Railroad Rehabilitation and Improvement Loan Fund	5	3	-34	421	418	424
Department of the Treasury:						
Departmental Offices:						
Community Development Financial Institutions Fund	19	189	100	783	953	972
GSE Mortgage-Backed Securities Purchase Program	.....	.....	.....	4,613	4,613	4,613
Temporary Credit and Liquidity Program	-22	-261	-294	3,967	3,729	3,707
Troubled Asset Relief Program	24	9	-15	29	14	38
Small Business Lending Program	(**)	-15	-24	187	172	172
Bureau of the Fiscal Service	.....	.....	.....	(**)	(**)	(**)
Department of Veterans Affairs:						
Veterans Benefits Administration:						
Veterans Housing Benefit Program Fund	-3	-16	-14	371	358	356
Native American Veteran Housing Fund	-2	-2	(**)	66	66	64
Transitional Housing Loans	(**)	(**)	(**)	(**)	(**)	(**)
Vocational Rehabilitation Loan Fund	(**)	(**)	(**)	(**)	(**)	(**)
International Assistance Programs:						
International Security Assistance:						
Foreign Military Loan Program	.....	437	-100	2,153	2,590	2,590
Military Debt Reduction	.....	.....	.....	34	34	34
Agency for International Development:						
International Debt Reduction	.....	-26	-27	-84	-110	-110
Overseas Private Investment Corporation	-9	58	35	2,480	2,548	2,539
International Monetary Programs	.....	.....	.....	-278	-278	-278
Small Business Administration:						
Business Loan Fund	-1	-5	-11	170	166	165
Disaster Loan Fund	-29	385	1,424	7,764	8,178	8,149
Independent Agencies:						
Export-Import Bank of the United States	1,085	-1,667	-1,447	17,082	14,329	15,415
Federal Communications Commission:						
Spectrum Auction Loan Fund	(**)	(**)	(**)	(**)	(**)	(**)
<b>Net Activity, Direct Loan Financing</b>	<b>-806</b>	<b>21,928</b>	<b>24,871</b>	<b>1,372,059</b>	<b>1,394,793</b>	<b>1,393,987</b>

Note: Details may not add to totals due to rounding.

Note: Federal credit programs provide benefits to the public in the form of direct loans and loan guarantees. This table reflects cash transactions and balances of the nonbudgetary financing fund accounts that result from the disbursement of loans, collection of fees, repayment of principal, sale of collateral, interest, and subsidy received from the credit program accounts at

net present value in accordance with the Credit Reform Act of 1990. Unreimbursed costs such as administrative expenses and subsidy payments are reported on a cash basis and included within each program's budgetary totals in Table 5.

... No Transactions

(\*\*) Less than absolute value of \$500,000

This Page Intentionally Left Blank



Table 7. Receipts and Outlays of the U.S. Government by Month, Fiscal Year 2019 - Continued

Classification	[\$ millions]												Fiscal Year to Date	Com-parable Period Prior F.Y.	
	Oct.	Nov.	Dec.	Jan.	Feb.	March	April	May	June	July	Aug.	Sept.			
<b>Outlays: - Continued</b>															
Other	6,097	6,791	258	5,229	55,820	24,443								98,637	101,718
<b>Department of Veterans Affairs:</b>															
Compensation and Pensions	7,943	15,280	8,161	575	8,188	8,610								48,758	44,640
National Service Life	65	44	59	52	52	67								339	361
Other	8,832	10,253	7,842	7,987	7,915	4,705								47,535	47,946
Corps of Engineers	641	771	264	593	608	553								3,429	3,395
Other Defense Civil Programs	4,747	9,715	5,406	1,747	5,378	5,606								32,599	31,962
Environmental Protection Agency	730	761	808	622	914	579								4,415	4,264
Executive Office of the President	32	45	33	9	49	28								195	187
General Services Administration	47	139	-307	656	-939	-137								-541	-143
<b>International Assistance Programs:</b>															
International Security Assistance	1,781	1,073	1,302	485	980	2,623								8,244	5,034
Multilateral Assistance	304	-6	4	3	8	3								316	312
Agency for International Development	827	656	611	583	766	98								3,540	3,838
Other	-803	115	-2,366	-239	341	-2,550								-5,502	-1,679
National Aeronautics and Space Administration	1,787	1,707	1,992	878	1,899	1,478								9,740	9,632
National Science Foundation	632	502	601	461	653	509								3,358	3,332
Office of Personnel Management	9,161	8,108	7,746	9,378	8,044	8,414								50,851	48,591
Small Business Administration	100	111	131	90	112	-640								-96	-719
<b>Social Security Administration:</b>															
Federal Old-Age and Survivors Insurance Trust Fund (Off-Budget)	71,770	71,591	71,855	74,118	74,406	74,789								438,531	412,127
Federal Disability Insurance Trust Fund (Off-Budget)	12,175	11,934	12,042	12,366	12,347	12,628								73,492	72,910
Other	4,707	9,113	4,855	283	4,815	4,632								28,404	28,183
<b>Independent Agencies:</b>															
Deposit Insurance Fund	-48	-90	-2,609	60	-252	-1,453								-4,391	-8,400
FSLIC Resolution Fund	-2	-2	-2	-2	-2	-2								-10	-5
<b>Postal Service:</b>															
Off-Budget:															
Public Enterprise Funds	343	267	-139	-585	-84	-625								-824	-1,125
Other	3	46	10	.....	40	167								265	127
Other	.....	.....	.....	.....	.....	55								55	(**)
Tennessee Valley Authority	14	146	-58	-188	-287	-319								-692	54
Other	3,047	4,423	2,609	3,614	2,324	2,205								18,221	12,424
<b>Undistributed Offsetting Receipts:</b>															
Employer Share, Employee Retirement	-21,629	-6,389	-6,224	-5,632	-6,114	-6,383								-52,372	-50,713
Interest Received by Trust Funds	1,329	-2,538	-61,702	-130	-2,054	-1,395								-66,491	-69,810
Rents and Royalties on the Outer Continental Shelf Lands	-1,848	321	-389	-448	-789	-100								-3,253	-2,148
Other	(**)	(**)	.....	.....	-1,155	.....								-1,155	(**)
<b>Totals This Year:</b>															
<b>Total Outlays</b>	<b>353,183</b>	<b>410,864</b>	<b>326,123</b>	<b>331,299</b>	<b>401,243</b>	<b>375,756</b>								<b>2,198,468</b>	<b>.....</b>
(On-Budget)	<b>279,122</b>	<b>328,697</b>	<b>284,536</b>	<b>256,096</b>	<b>316,103</b>	<b>290,478</b>								<b>1,755,032</b>	<b>.....</b>
(Off-Budget)	<b>74,061</b>	<b>82,166</b>	<b>41,588</b>	<b>75,203</b>	<b>85,140</b>	<b>85,278</b>								<b>443,435</b>	<b>.....</b>
<b>Total-Surplus (+) or Deficit (-)</b>	<b>-100,491</b>	<b>-204,903</b>	<b>-13,539</b>	<b>8,681</b>	<b>-233,977</b>	<b>-146,945</b>								<b>-691,174</b>	<b>.....</b>
(On-Budget)	<b>-88,207</b>	<b>-189,361</b>	<b>-41,537</b>	<b>-2,259</b>	<b>-220,713</b>	<b>-141,064</b>								<b>-683,141</b>	<b>.....</b>
(Off-Budget)	<b>-12,284</b>	<b>-15,541</b>	<b>27,997</b>	<b>10,940</b>	<b>-13,265</b>	<b>-5,881</b>								<b>-8,034</b>	<b>.....</b>
<b>Total Borrowing from the Public</b>	<b>80,897</b>	<b>200,137</b>	<b>58,595</b>	<b>103</b>	<b>149,613</b>	<b>-45,932</b>								<b>443,414</b>	<b>748,219</b>
<b>Total-Outlays Prior Year</b>	<b>298,555</b>	<b>346,922</b>	<b>348,989</b>	<b>311,801</b>	<b>370,862</b>	<b>419,576</b>								<b>.....</b>	<b>2,096,705</b>
(On-Budget)	<b>229,104</b>	<b>270,084</b>	<b>311,314</b>	<b>241,614</b>	<b>291,226</b>	<b>339,599</b>								<b>.....</b>	<b>1,682,941</b>
(Off-Budget)	<b>69,451</b>	<b>76,838</b>	<b>37,676</b>	<b>70,186</b>	<b>79,636</b>	<b>79,977</b>								<b>.....</b>	<b>413,763</b>
<b>Total-Surplus (+) or Deficit (-) Prior Year</b>	<b>-63,214</b>	<b>-138,547</b>	<b>-23,192</b>	<b>49,237</b>	<b>-215,239</b>	<b>-208,744</b>								<b>.....</b>	<b>-599,700</b>
(On-Budget)	<b>-53,796</b>	<b>-126,194</b>	<b>-47,318</b>	<b>36,920</b>	<b>-204,049</b>	<b>-204,230</b>								<b>.....</b>	<b>-598,667</b>
(Off-Budget)	<b>-9,418</b>	<b>-12,354</b>	<b>24,126</b>	<b>12,317</b>	<b>-11,191</b>	<b>-4,514</b>								<b>.....</b>	<b>-1,033</b>

Note: Details may not add to totals due to rounding.

(\*\*) Less than absolute value of \$500,000

... No Transactions

**Table 8. Trust Fund Impact on Budget Results and Investment Holdings as of March 31, 2019**

[\$ millions]

Classification	This Month			Fiscal Year to Date			Securities Held as Investments Current Fiscal Year		
	Receipts	Outlays	Excess	Receipts	Outlays	Excess	Beginning of		Close of
							This Year	This Month	
<b>Trust Receipts, Outlays, and Investments Held:</b>									
Airport and Airway	1,668	1,294	374	7,595	7,278	318	14,212	15,219	15,220
Black Lung Disability	6	17	-11	133	108	25	.....	.....	.....
Federal Disability Insurance	11,857	12,628	-771	76,923	73,492	3,432	93,401	97,494	96,856
Federal Employees Life and Health	.....	-348	348	.....	-1,081	1,081	73,986	75,179	75,554
Federal Employees Retirement	3,221	7,482	-4,260	31,570	44,572	-13,001	943,409	934,666	906,073
Federal Hospital Insurance	24,269	28,442	-4,173	150,673	158,917	-8,244	202,805	199,611	195,317
Federal Old-Age and Survivors Insurance	69,221	74,789	-5,568	426,507	438,531	-12,024	2,801,254	2,794,748	2,789,289
Federal Supplementary Medical Insurance	36,541	36,727	-186	223,241	214,238	9,002	98,197	110,773	110,133
Hazardous Substance Superfund	613	124	489	1,227	658	569	4,918	5,116	5,449
Highways	3,963	3,247	716	20,038	23,711	-3,672	41,212	37,736	37,778
Military Advances	5,820	3,177	2,643	22,813	16,784	6,029	.....	.....	.....
Military Retirement	2,983	5,095	-2,112	111,221	30,142	81,079	743,421	827,422	825,309
Railroad Retirement	1,104	1,280	-176	4,121	7,518	-3,397	2,619	2,557	2,499
Unemployment	308	2,914	-2,605	12,658	16,896	-4,237	72,576	70,989	68,357
Veterans Life Insurance	-2	80	-82	72	409	-337	4,503	4,244	4,164
All Other Trust	465	-394	859	4,656	2,167	2,489	35,950	38,134	38,909
<b>Total Trust Fund Receipts and Outlays and Investments Held from Table 6-D</b>	<b>162,037</b>	<b>176,553</b>	<b>-14,516</b>	<b>1,093,449</b>	<b>1,034,338</b>	<b>59,111</b>	<b>5,132,462</b>	<b>5,213,886</b>	<b>5,170,909</b>
Less: Interfund Transactions	54,256	54,256	.....	477,645	477,645	.....	.....	.....	.....
Trust Fund Receipts and Outlays on the Basis of Tables 4 & 5	107,781	122,297	-14,516	615,804	556,693	59,111			
<b>Total Federal Fund Receipts and Outlays</b>	<b>121,096</b>	<b>253,525</b>	<b>-132,429</b>	<b>891,905</b>	<b>1,642,190</b>	<b>-750,285</b>			
Less: Interfund Transactions	66	66	.....	416	416	.....			
Federal Fund Receipts and Outlays on the Basis of Table 4 & 5	121,031	253,459	-132,429	891,489	1,641,774	-750,285			
<b>Net Budget Receipts &amp; Outlays</b>	<b>228,811</b>	<b>375,756</b>	<b>-146,945</b>	<b>1,507,293</b>	<b>2,198,468</b>	<b>-691,174</b>			

Note: Details may not add to totals due to rounding.

Note: Interfund receipts and outlays are transactions between Federal funds and trust funds such as Federal payments and contributions, and interest and profits on investments in Federal securities. They have no net effect on overall budget

receipts and outlays since the receipt side of such transactions is offset against budget outlays. In this table, Interfund receipts are shown as an adjustment to arrive at total receipts and outlays of trust funds respectively.  
... No Transactions

**Table 9. Summary of Receipts by Source, and Outlays by Function of the U.S. Government, March 2019 and Other Periods**

[\$ millions]

Classification	This Month	Fiscal Year to Date	Comparable Period Prior Fiscal Year
<b>Receipts</b>			
Individual Income Taxes	97,236	723,828	736,274
Corporation Income Taxes	8,793	67,987	78,607
Social Insurance and Retirement Receipts:			
Employment and General Retirement	101,791	572,902	543,685
Unemployment Insurance	275	11,617	14,541
Other Retirement	359	2,312	2,181
Excise Taxes	7,841	49,399	41,465
Estate and Gift Taxes	935	8,290	11,115
Customs Duties	5,163	34,694	18,392
Miscellaneous Receipts	6,418	36,264	50,743
<b>Total</b>	<b>228,811</b>	<b>1,507,293</b>	<b>1,497,005</b>
<b>Net Outlays</b>			
National Defense	58,103	341,957	313,276
International Affairs	2,731	21,421	21,104
General Science, Space, and Technology	2,381	15,605	15,261
Energy	335	317	1,289
Natural Resources and Environment	2,812	18,050	20,295
Agriculture	1,252	30,044	23,672
Commerce and Housing Credit	-8,667	-11,788	-8,515
Transportation	6,145	42,954	42,152
Community and Regional Development	2,735	15,913	28,117
Education, Training, Employment, and Social Services	9,140	56,284	53,725
Health	48,239	285,493	271,567
Medicare	52,969	309,479	299,604
Income Security	57,025	289,970	284,228
Social Security	87,365	511,952	485,007
Veterans Benefits and Services	13,475	96,773	93,212
Administration of Justice	5,064	32,680	30,136
General Government	4,456	7,852	9,662
Net Interest	36,679	190,292	165,773
Undistributed Offsetting Receipts	-6,483	-56,780	-52,861
<b>Total</b>	<b>375,756</b>	<b>2,198,468</b>	<b>2,096,705</b>

Note: Details may not add to totals due to rounding.

# Explanatory Notes

## 1. Flow of Data into Monthly Treasury Statement

The *Monthly Treasury Statement (MTS)* is assembled from data in the central accounting system. The major sources of data include monthly accounting reports by Federal entities and disbursing officers, and daily reports from the Federal Reserve banks. These reports detail accounting transactions affecting receipts and outlays of the Federal Government and off-budget Federal entities, and their related effect on the assets and liabilities of the U.S. Government. Information is presented in the *MTS* on a modified cash basis.

## 2. Notes on Receipts

Receipts included in the report are classified into the following major categories: (1) budget receipts and (2) offsetting collections (also called applicable receipts). Budget receipts are collections from the public that result from the exercise of the Government's sovereign or governmental powers, excluding receipts offset against outlays. These collections, also called governmental receipts, consist mainly of tax receipts (including social insurance taxes), receipts from court fines, certain licenses, and deposits of earnings by the Federal Reserve System. Refunds of receipts are treated as deductions from gross receipts.

Offsetting collections are from other Government accounts or the public that are of a business-type or market-oriented nature. They are classified into two major categories: (1) offsetting collections credited to appropriations or fund accounts, and (2) offsetting receipts (i.e., amounts deposited in receipt accounts). Collections credited to appropriation or fund accounts normally can be used without appropriation action by Congress. These occur in two instances: (1) when authorized by law, amounts collected for materials or services are treated as reimbursements to appropriations and (2) in the three types of revolving funds (public enterprise, intra governmental, and trust); collections are netted against spending, and outlays are reported as the net amount.

Offsetting receipts in receipt accounts cannot be used without being appropriated. They are subdivided into two categories: (1) proprietary receipts - these collections are from the public and they are offset against outlays by agency and by function, and (2) intra governmental funds - these are payments into receipt accounts from Governmental appropriation or fund accounts. The transactions may be intrabudgetary when the payment and receipt both occur within the budget or from receipts from off-budget Federal entities in those cases where payment is made by a Federal entity whose budget authority and outlays are excluded from the budget totals.

Intrabudgetary transactions are subdivided into three categories: (1) interfund transactions, where the payments are from one fund group (either Federal funds or trust funds) to a receipt account in the other fund group; (2) Federal intrafund transactions, where the payments and receipts both occur within the Federal fund group; and (3) trust intrafund transactions, where the payments and receipts both occur within the trust fund group.

Offsetting receipts are generally deducted from budget authority and outlays by function, by subfunction, or by agency. There are four types of receipts, however, that are deducted from budget totals as undistributed offsetting receipts. They are: (1) agencies' payments (including payments by off-budget Federal entities) as employers into employees retirement funds, (2) interest received by trust funds, (3) rents and royalties on the Outer Continental Shelf lands, and (4) other interest (i.e., interest collected on Outer Continental Shelf money in deposit funds when such money is transferred into the budget).

## 3. Notes on Outlays

Outlays are generally accounted for on the basis of checks issued, electronic funds transferred, or cash payments made. Certain outlays do not require issuance of cash or checks. An example is charges made against appropriations for that part of employees' salaries withheld for taxes or savings bond allotments - these are counted as payments to the employee and credits for whatever purpose the money was withheld. Outlays are stated net of offsetting collections (including receipts of revolving and management funds) and of refunds. Interest on the public debt (public issues) is recognized on the accrual basis. Federal credit programs subject to the Federal Credit Reform Act of 1990 use the cash

basis of accounting and are divided into two components. The portion of the credit activities that involve a cost to the Government (mainly subsidies) is included within the budget program accounts. The remaining portion of the credit activities are in non-budget financing accounts. Outlays of off-budget Federal entities are excluded by law from budget totals. However, they are shown separately and combined with the on-budget outlays to display total Federal outlays.

## 4. Processing

The data on payments and collections are reported by account symbol into the central accounting system. In turn, the data are extracted from this system for use in the preparation of the *MTS*.

There are two major checks which are conducted to assure consistency of the data reported:

1. Verification of payment data. The monthly payment activity reported by Federal entities on the Statements of Transactions is compared to the payment activity of Federal entities as reported by disbursing officers.
2. Verification of collection data. Reported collections appearing on Statements of Transactions are compared to deposits as reported by Federal Reserve Banks.

## 5. Other Sources of Information About Federal Government Financial Activities

- *A Glossary of Terms Used in the Federal Budget Process, 2005* (Available from the U.S. Government Accountability Office, at calling 202-512-6000. This glossary provides a basic reference document of standardized definitions of terms used by the Federal Government in the budget making process).
- *Daily Treasury Statement* (Available on the internet at <http://www.fms.treas.gov/dts/>). The *Daily Treasury Statement* is published each working day of the Federal Government and provides data on the cash and debt operations of the Treasury.
- *Monthly Statement of the Public Debt of the United States* (Available on the internet at <http://www.treasurydirect.gov/govt/reports/pd/mspd/mspd.htm>). This publication provides detailed information concerning the public debt.
- *Treasury Bulletin* (Available from GPO, Washington, D.C. 20401 on a subscription or single copy and on the internet at [http://www.fiscal.treasury.gov/fsreports/rpt/treasBulletin/treasBulletin\\_home.htm](http://www.fiscal.treasury.gov/fsreports/rpt/treasBulletin/treasBulletin_home.htm)). Quarterly, contains a mix of narrative, tables, and charts on Treasury issues, Federal financial operations, international statistics, and special reports.
- *Budget of the United States Government, Fiscal Year 20\_\_* (Available from GPO, Washington, D.C. 20401 on a subscription basis only and on the internet at <http://www.access.gpo.gov/usbudget>). This publication is a single volume which provides budget information and contains:
  - *Appendix, The Budget of the United States Government, FY 20\_\_*
  - *The United States Budget in Brief, FY 20\_\_*
  - *Analytical Perspectives*
  - *Historical Tables*
- *Combined Statement of Receipts, Outlays, and Balances of the United States Government* (Available from Bureau of the Fiscal Service, U.S. Department of Treasury, Washington, D.C. 20227 and on the internet at [http://www.fiscal.treasury.gov/fsreports/rpt/combStmt/combStmt\\_home.htm](http://www.fiscal.treasury.gov/fsreports/rpt/combStmt/combStmt_home.htm)). This report includes budgetary results at the summary level and presents individual receipt and appropriation accounts at the detail level.

**Scheduled Release**

**The release date for the April 2019 Statement  
will be 2:00 p.m. EST May 10, 2019.**

Internet service subscribers can access the current issue of the Monthly Treasury Statement through the  
Bureau of the Fiscal Service's website:

[http://www.fiscal.treasury.gov/fsreports/rpt/mthTreasStmnt/mthTreasStmnt\\_home.htm](http://www.fiscal.treasury.gov/fsreports/rpt/mthTreasStmnt/mthTreasStmnt_home.htm)