



# Monthly Treasury Statement

of Receipts and Outlays  
of the United States Government

For Fiscal Year 2017 Through **March 31, 2017**, and Other Periods

## Highlight

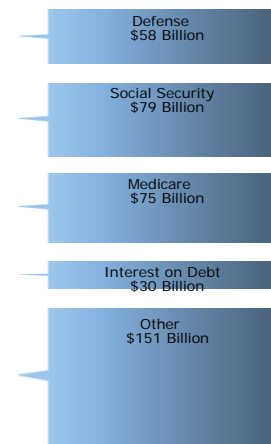
**Outlays for Military active duty and retirement, Veterans' benefits, Supplemental Security Income, and Medicare payments to Health Maintenance Organizations and prescription drug plans accelerated into March, because April 1, 2017, the normal payment date, fell on a non-business day.**

### Receipts, Outlays, and Surplus/Deficit for March 2017

Receipts by Source:





Outlays by Function:

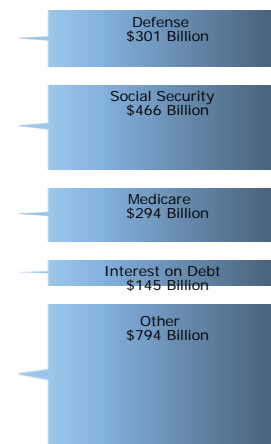


### Cumulative Receipts, Outlays, and Surplus/Deficit through Fiscal Year 2017

Receipts by Source:



Outlays by Function:



Compiled and Published by

*Department of the Treasury*  
*Bureau of the Fiscal Service*

Contents			
Summary	Page 2	Receipts/Outlays by Month	Page 31
Receipts	Page 6	Federal Trust Funds/Securities	Page 33
Outlays	Page 7	Receipts by Source/Outlays by Function	Page 34
Means of Financing	Page 21	Explanatory Notes	Page 35

## Introduction

The *Monthly Treasury Statement of Receipts and Outlays of the United States Government (MTS)* is prepared by the Bureau of the Fiscal Service, Department of the Treasury and, after approval by the Fiscal Assistant Secretary of the Treasury, is normally released on the 8th workday of the month following the reporting month. The publication is based on data provided by Federal entities, disbursing officers, and Federal Reserve banks.

### AUDIENCE

The *MTS* is published to meet the needs of those responsible for or interested in the cash position of the Treasury, those who are responsible or interested in the Government's budget results; and individuals and businesses whose operations depend upon or are related to the Government's financial operations.

### DISCLOSURE STATEMENT

This statement summarizes the financial activities of the Federal Government and off-budget Federal entities conducted in accordance with the Budget of the U.S. Government, i.e., receipts and outlays of funds, the surplus or deficit, and the means of financing the deficit or disposing of the surplus. Information is presented on a modified cash basis; receipts are accounted for on the basis of collections; refunds of receipts are treated as deductions from gross receipts; revolving and

management fund receipts, reimbursements and refunds of monies previously expended are treated as deductions from gross outlays; and interest on the public debt (public issues) is recognized on the accrual basis. Major information sources include accounting data reported by Federal entities, disbursing officers, and Federal Reserve banks.

### TRIAD OF PUBLICATIONS

The *MTS* is part of a triad of Treasury financial reports. The *Daily Treasury Statement* is published each working day of the Federal Government. It provides data on the cash and debt operations of the Treasury based upon reporting of the Treasury account balances by Federal Reserve banks. The *MTS* is a report of Government receipts and outlays, based on agency reporting. The *Combined Statement of Receipts, Outlays, and Balances of the United States Government* is the official publication of the detailed receipts and outlays of the Government. It is published annually in accordance with legislative mandates given to the Secretary of the Treasury.

### DATA SOURCES AND INFORMATION

The Explanatory Notes section of this publication provides information concerning the flow of data into the *MTS* and sources of information relevant to the *MTS*.

**Table 1. Summary of Receipts, Outlays, and the Deficit/Surplus of the U.S. Government, Fiscal Years 2016 and 2017, by Month**

Period	[\$ millions]		
	Receipts	Outlays	Deficit/Surplus (-)
<b>FY 2016</b>			
October	211,046	347,604	136,558
November	204,968	267,837	62,869
December	349,631	364,075	14,444
January	313,579	258,416	-55,163
February	169,147	361,757	192,610
March	227,848	335,891	108,043
April	438,432	331,977	-106,455
May	224,604	277,111	52,507
June	329,572	323,320	-6,252
July	209,998	322,817	112,819
August	231,327	338,438	107,112
September	356,623	323,178	-33,445
<b>Year-to-Date</b>	<b>3,266,774</b>	<b>3,852,420</b>	<b>585,646</b>
<b>FY 2017</b>			
October	221,692	267,523	45,831
November	199,875	336,544	136,669
December	319,204	346,540	27,336
January	344,069	292,812	-51,257
February	171,713	363,757	192,044
March	216,584	392,816	176,232
<b>Year-to-Date</b>	<b>1,473,137</b>	<b>1,999,991</b>	<b>526,855</b>

1 Outlays increased by \$1.7 billion due to additional reporting by the United States Postal Service.

Note: Details may not add to totals due to rounding.

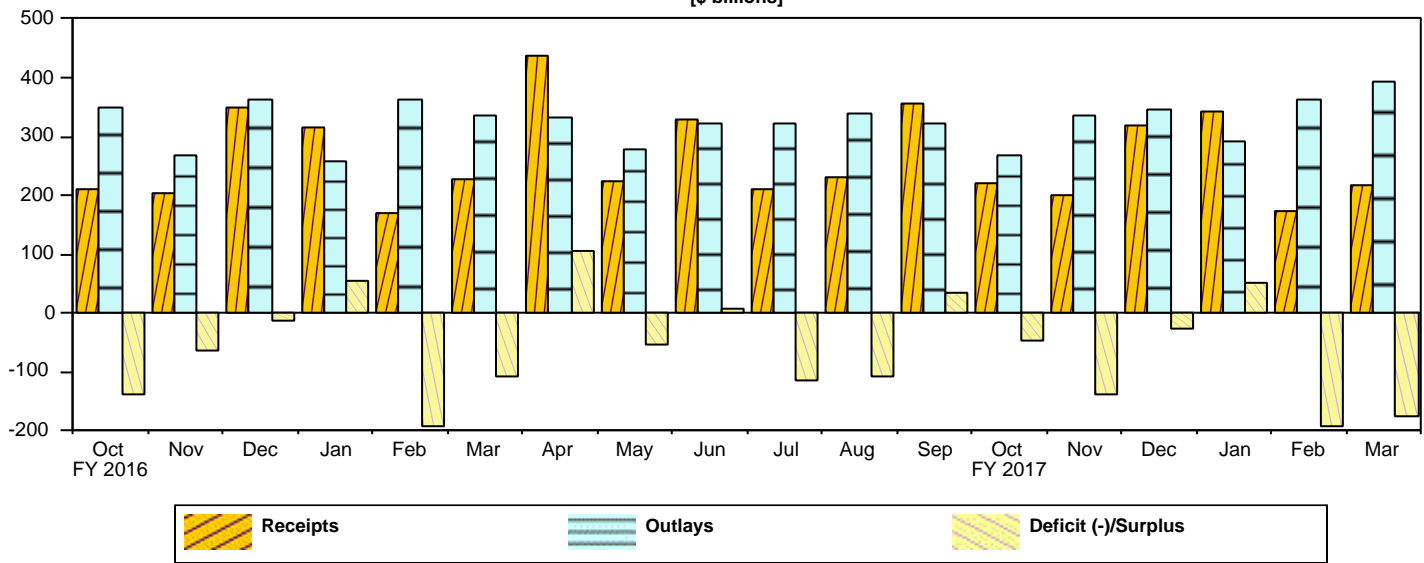
**Table 2. Summary of Budget and Off-Budget Results and Financing of the U.S. Government, March 2017 and Other Periods**

[\$ millions]					
Classification	This Month	Current Fiscal Year to Date	Budget Estimates Full Fiscal Year <sup>1</sup>	Comparable Prior Period Year to Date (2016)	Budget Estimates Next Fiscal Year (2018) <sup>1</sup>
<b>Total On-Budget and Off-Budget Results:</b>					
Total Receipts	216,584	1,473,137	3,276,172	1,476,218	3,632,248
On-Budget Receipts	142,186	1,069,827	2,465,992	1,093,523	2,791,385
Off-Budget Receipts	74,397	403,310	810,180	382,695	840,863
Total Outlays	392,816	1,999,991	3,875,970	1,935,579	4,073,170
On-Budget Outlays	316,632	1,605,468	3,099,879	1,552,771	3,259,631
Off-Budget Outlays	76,184	394,523	776,091	382,809	813,539
Total Surplus (+) or Deficit (-)	-176,232	-526,855	-599,798	-459,361	-440,922
On-Budget Surplus (+) or Deficit (-)	-174,446	-535,641	-633,887	-459,247	-468,246
Off-Budget Surplus (+) or Deficit (-)	-1,786	+8,787	+34,089	-114	+27,324
Total On-Budget and Off-Budget Financing	176,232	526,855	599,798	459,361	440,922
<b>Means of Financing:</b>					
Borrowing from the Public	-43,262	191,177	1,010,960	803,209	572,191
Reduction of Operating Cash, Increase (-)	97,081	261,106	-101,284	-115,119	.....
By Other Means	122,413	74,573	-309,878	-228,730	-131,269

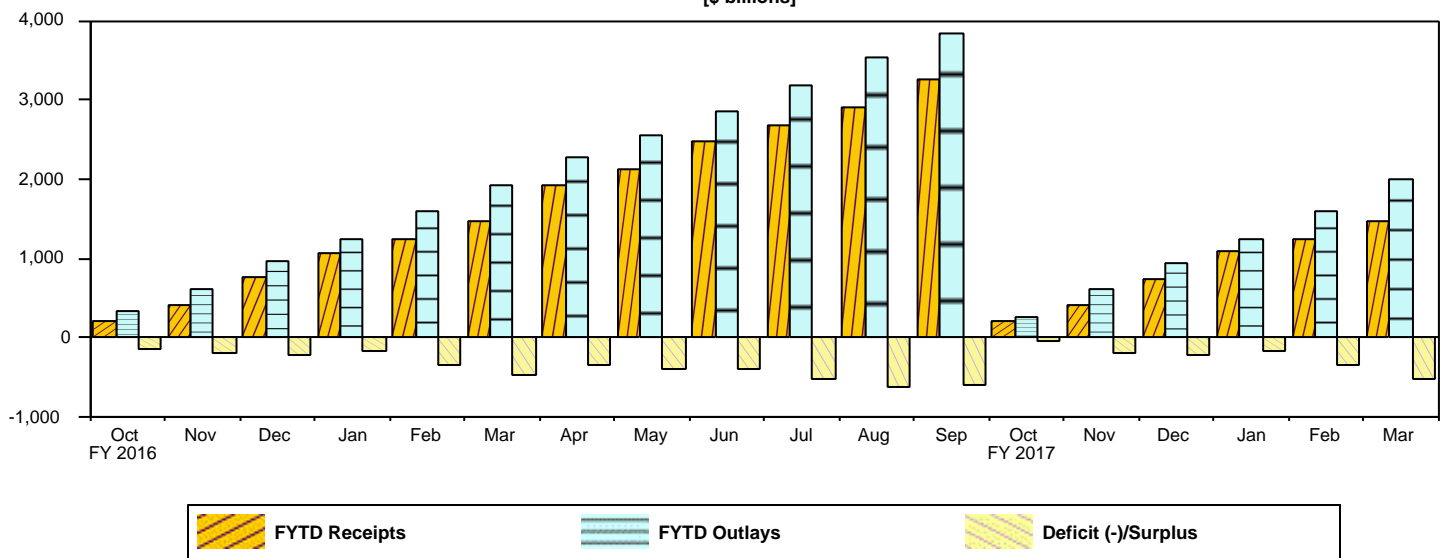
<sup>1</sup> These estimates are based on the FY 2017 Mid-Session Review, released by the Office of Management and Budget on July 15, 2016.

Note: Details may not add to totals due to rounding.  
... No Transactions

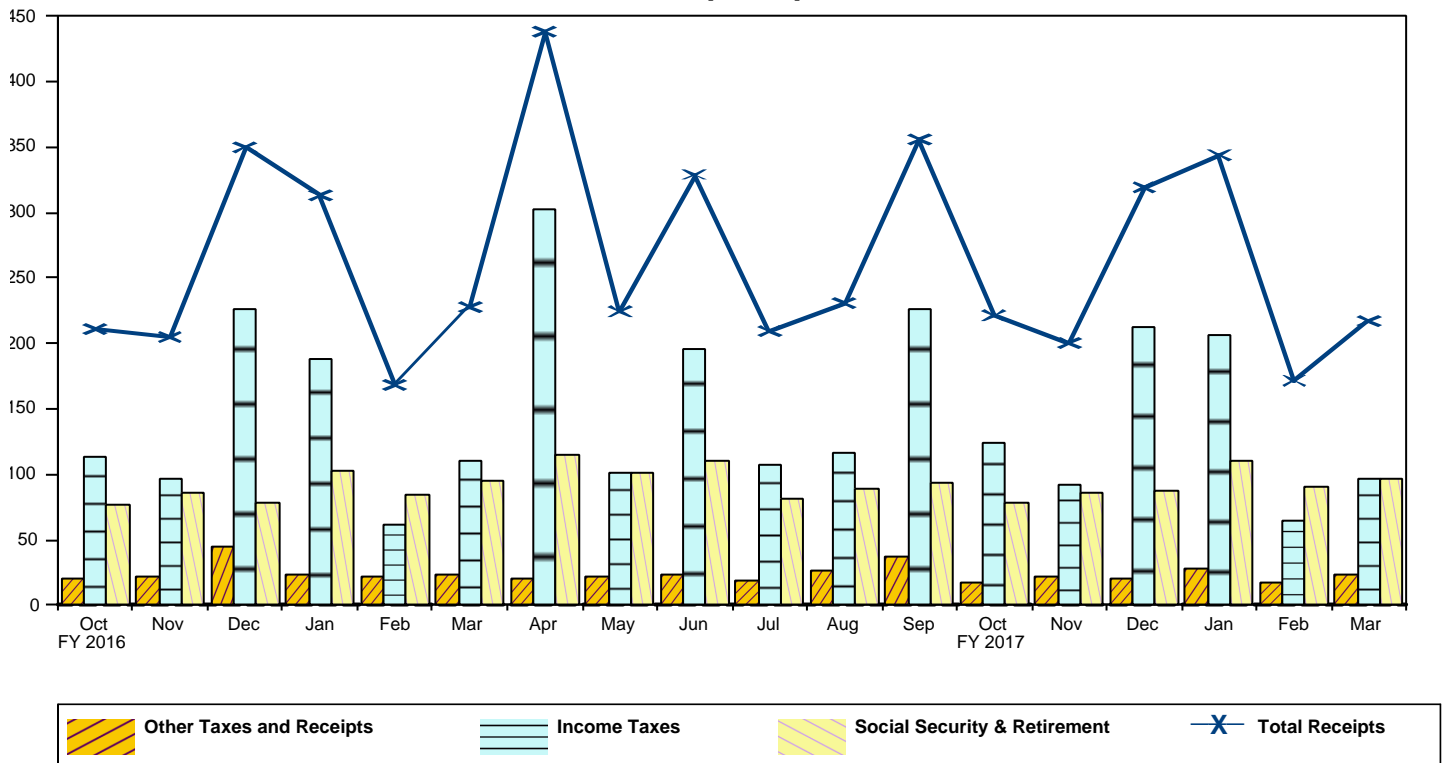
**Figure 1. Monthly Receipts, Outlays, and Budget Deficit/Surplus of the U.S. Government, Fiscal Years 2016 and 2017**  
[\$ billions]



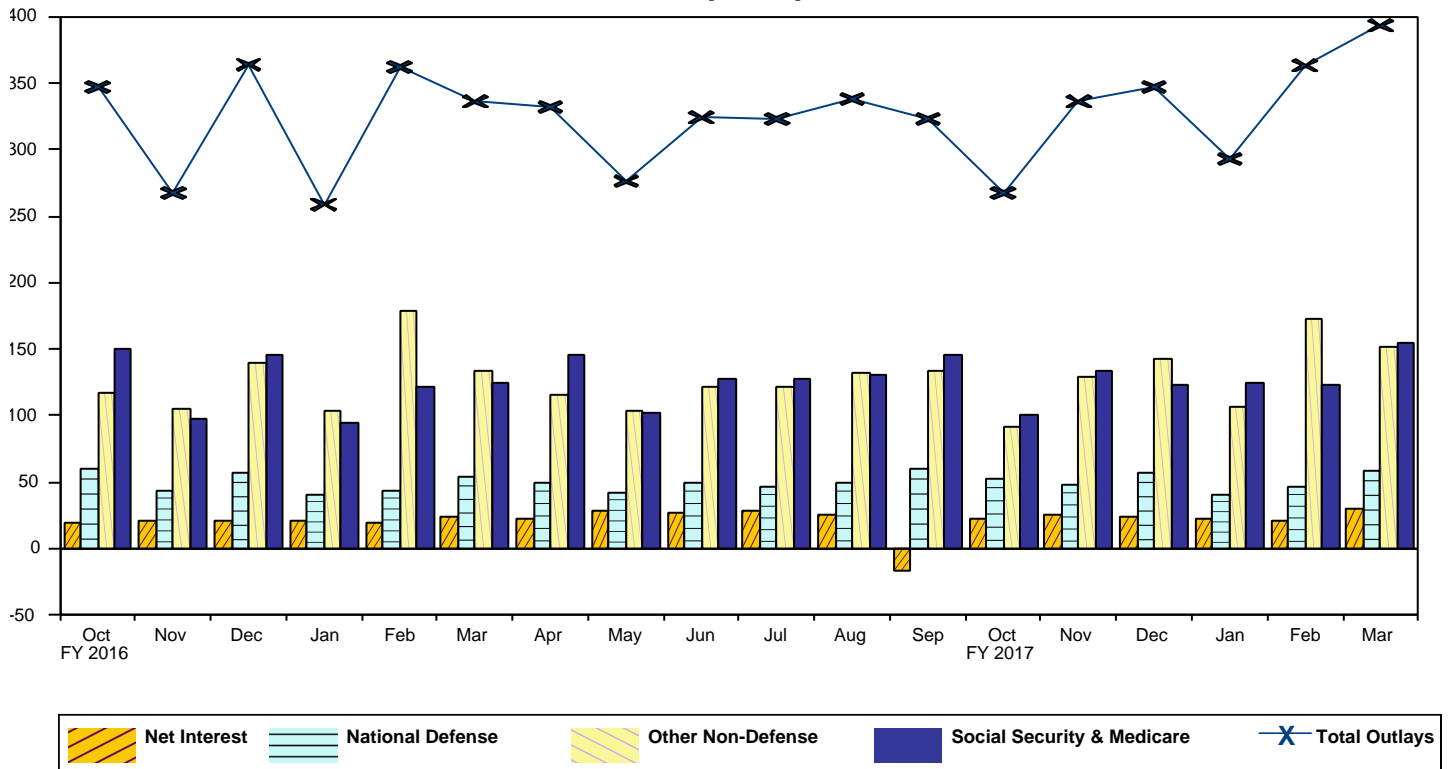
**Figure 2. Monthly Receipts, Outlays, and Budget Deficit/Surplus of the U.S. Government, Cumulative, Fiscal Years 2016 and 2017**  
[\$ billions]



**Figure 3. Monthly Receipts of the U.S. Government, by Source, Fiscal Years 2016 and 2017**  
[\$ billions]



**Figure 4. Monthly Outlays of the U.S. Government, by Function, Fiscal Years 2016 and 2017**  
[\$ billions]



**Table 3. Summary of Receipts and Outlays of the U.S. Government, March 2017 and Other Periods**

[\$ millions]				
Classification	This Month	Current Fiscal Year to Date	Comparable Prior Period Year to Date	Budget Estimates Full Fiscal Year <sup>1</sup>
<b>Budget Receipts</b>				
Individual Income Taxes	84,072	695,391	674,668	1,544,623
Corporation Income Taxes	12,879	100,234	121,907	298,158
Social Insurance and Retirement Receipts:				
Employment and General Retirement (Off-Budget)	74,397	403,310	382,695	810,180
Employment and General Retirement (On-Budget)	20,919	127,693	121,987	252,014
Unemployment Insurance	388	14,407	16,280	49,407
Other Retirement	342	2,081	1,938	3,816
Excise Taxes	7,633	37,488	39,252	96,901
Estate and Gift Taxes	1,976	10,290	10,224	21,103
Customs Duties	2,667	16,936	17,674	36,405
Miscellaneous Receipts	11,310	65,306	89,596	163,565
<b>Total Receipts</b>	<b>216,584</b>	<b>1,473,137</b>	<b>1,476,218</b>	<b>3,276,172</b>
<b>(On-Budget)</b>	<b>142,186</b>	<b>1,069,827</b>	<b>1,093,523</b>	<b>2,465,992</b>
<b>(Off-Budget)</b>	<b>74,397</b>	<b>403,310</b>	<b>382,695</b>	<b>810,180</b>
<b>Budget Outlays</b>				
Legislative Branch	381	2,303	2,193	4,730
Judicial Branch	678	3,754	3,713	7,729
Department of Agriculture	10,359	81,028	80,703	144,699
Department of Commerce	1,799	5,656	4,511	10,225
Department of Defense--Military Programs	55,100	285,620	284,199	565,655
Department of Education	6,744	34,580	37,356	75,663
Department of Energy	2,231	12,866	12,325	25,333
Department of Health and Human Services	120,601	554,307	530,202	1,108,457
Department of Homeland Security	4,095	25,375	22,071	44,301
Department of Housing and Urban Development	3,385	18,739	20,238	27,656
Department of the Interior	-17	5,396	5,814	12,937
Department of Justice	3,742	15,304	13,825	31,979
Department of Labor	5,102	20,773	19,653	44,246
Department of State	1,969	12,782	11,785	29,170
Department of Transportation	6,448	35,628	34,605	78,288
Department of the Treasury	.....	.....	.....	.....
Interest on Treasury Debt Securities (Gross)	34,785	222,961	189,090	431,059
Other	15,919	87,666	97,241	90,237
Department of Veterans Affairs	20,559	85,880	83,154	176,401
Corps of Engineers	670	3,468	2,988	6,444
Other Defense Civil Programs	9,037	29,557	32,593	66,112
Environmental Protection Agency	591	4,415	4,587	8,700
Executive Office of the President	28	197	196	400
General Services Administration	55	-232	-404	-817
International Assistance Programs	2,263	11,998	11,303	16,104
National Aeronautics and Space Administration	1,584	9,389	9,300	19,153
National Science Foundation	577	3,348	3,187	6,895
Office of Personnel Management	8,044	47,793	45,492	93,223
Small Business Administration	83	505	-946	-378
Social Security Administration	87,486	493,964	480,490	978,606
Independent Agencies	-2,105	<sup>2</sup> 6,477	8,297	18,842
Surface Transportation Board	2	14	13	.....
Allowances	.....	.....	.....	500
Undistributed Offsetting Receipts:				
Interest	-3,152	-71,210	-64,860	-146,717
Other	-6,227	-50,309	-49,336	-99,862
<b>Total Outlays</b>	<b>392,816</b>	<b>1,999,991</b>	<b>1,935,579</b>	<b>3,875,970</b>
<b>(On-Budget)</b>	<b>316,632</b>	<b>1,605,468</b>	<b>1,552,771</b>	<b>3,099,879</b>
<b>(Off-Budget)</b>	<b>76,184</b>	<b>394,523</b>	<b>382,809</b>	<b>776,091</b>
<b>Surplus (+) or Deficit (-)</b>	<b>-176,232</b>	<b>-526,855</b>	<b>-459,361</b>	<b>-599,798</b>
<b>(On-Budget)</b>	<b>-174,446</b>	<b>-535,641</b>	<b>-459,247</b>	<b>-633,887</b>
<b>(Off-Budget)</b>	<b>-1,786</b>	<b>+8,787</b>	<b>-114</b>	<b>+34,089</b>

1 These estimates are based on the FY 2017 Mid-Session Review, released by the Office of Management and Budget on July 15, 2016.

2 Outlays increased by \$1.7 billion due to additional reporting by the United

States Postal Service for the month of October 2016.

Note: Details may not add to totals due to rounding.

... No Transactions

**Table 4. Receipts of the U.S. Government, March 2017 and Other Periods**

Classification	This Month			Current Fiscal Year to Date			Prior Fiscal Year to Date		
	Gross Receipts	Refunds (Deduct)	Receipts	Gross Receipts	Refunds (Deduct)	Receipts	Gross Receipts	Refunds (Deduct)	Receipts
<b>Individual Income Taxes</b>									
Withheld	139,562			703,766			674,393		
Presidential Election Campaign Fund	7			12			13		
Other	16,238			150,050			154,348		
<b>Total -- Individual Income Taxes</b>	<b>155,806</b>	<b>71,734</b>	<b>84,072</b>	<b>853,828</b>	<b>158,437</b>	<b>695,391</b>	<b>828,753</b>	<b>154,085</b>	<b>674,668</b>
<b>Corporation Income Taxes</b>									
	<b>19,262</b>	<b>6,382</b>	<b>12,879</b>	<b>124,843</b>	<b>24,609</b>	<b>100,234</b>	<b>150,163</b>	<b>28,256</b>	<b>121,907</b>
<b>Social Insurance and Retirement Receipts:</b>									
Employment and General Retirement:									
Federal Old-Age and Survivors Insurance Trust Fund:									
Federal Insurance Contributions Act Taxes	59,097	.....	59,097	317,814	.....	317,814	311,103	.....	311,103
Self-Employment Contributions Act Taxes	1,072	.....	1,072	8,507	.....	8,507	8,539	.....	8,539
Adjustments Attributable to Prior Years-FICA	10	.....	10	1,981	.....	1,981	461	.....	461
Adjustments Attributable to Prior Years-SECA	1	.....	-1	-2,084	.....	-2,084	-1,269	.....	-1,269
<b>Total -- Federal Old-Age and Survivors Insurance Trust Fund</b>	<b>60,178</b>	<b>.....</b>	<b>60,178</b>	<b>326,219</b>	<b>.....</b>	<b>326,219</b>	<b>318,834</b>	<b>.....</b>	<b>318,834</b>
Federal Disability Insurance Trust Fund:									
Federal Insurance Contributions Act Taxes	113,964	.....	13,964	75,097	.....	75,097	62,538	.....	62,538
Self-Employment Contributions Act Taxes	253	.....	253	2,011	.....	2,011	1,462	.....	1,462
Adjustments Attributable to Prior Years-FICA	2	.....	2	337	.....	337	78	.....	78
Adjustments Attributable to Prior Years-SECA	1(**)	.....	(**)	-354	.....	-354	-217	.....	-217
<b>Total -- Federal Disability Insurance Trust Fund</b>	<b>14,219</b>	<b>.....</b>	<b>14,219</b>	<b>77,091</b>	<b>.....</b>	<b>77,091</b>	<b>63,861</b>	<b>.....</b>	<b>63,861</b>
Federal Hospital Insurance Trust Fund:									
Federal Insurance Contributions Act Taxes	119,619	.....	19,619	121,252	.....	121,252	115,550	.....	115,550
Self-Employment Contributions Act Taxes	745	.....	745	4,246	.....	4,246	3,955	.....	3,955
Adjustments Attributable to Prior Years-FICA	1	.....	-1	221	.....	221	504	.....	504
Adjustments Attributable to Prior Years-SECA	1	.....	-1	-1,040	.....	-1,040	-1,023	.....	-1,023
<b>Total -- Federal Hospital Insurance Trust Fund</b>	<b>20,362</b>	<b>.....</b>	<b>20,362</b>	<b>124,680</b>	<b>.....</b>	<b>124,680</b>	<b>118,986</b>	<b>.....</b>	<b>118,986</b>
Railroad Retirement:									
Rail Pension and Supplemental Annuity	287	(**)	287	1,530	(**)	1,530	1,532	(**)	1,532
Social Security Equivalent Account	270	(**)	270	1,484	(**)	1,484	1,469	(**)	1,469
<b>Total -- Employment and General Retirement</b>	<b>95,316</b>	<b>(**)</b>	<b>95,316</b>	<b>531,003</b>	<b>(**)</b>	<b>531,003</b>	<b>504,682</b>	<b>(**)</b>	<b>504,682</b>
Unemployment Insurance:									
Deposits by States	358	.....	358	10,568	.....	10,568	12,164	.....	12,164
Federal Unemployment Taxes	73	44	30	3,835	56	3,779	4,112	53	4,059
Railroad Unemployment Taxes	(**)	.....	(**)	61	.....	61	56	.....	56
<b>Total -- Unemployment Insurance</b>	<b>431</b>	<b>44</b>	<b>388</b>	<b>14,464</b>	<b>56</b>	<b>14,407</b>	<b>16,333</b>	<b>53</b>	<b>16,280</b>
Other Retirement:									
Federal Employees' Retirement--Employee Share	339	.....	339	2,063	.....	2,063	1,927	.....	1,927
Non-Federal Employees Retirement	3	.....	3	17	.....	17	11	.....	11
<b>Total -- Other Retirement</b>	<b>342</b>	<b>.....</b>	<b>342</b>	<b>2,081</b>	<b>.....</b>	<b>2,081</b>	<b>1,938</b>	<b>.....</b>	<b>1,938</b>
<b>Total -- Social Insurance and Retirement Receipts</b>	<b>96,090</b>	<b>44</b>	<b>96,046</b>	<b>547,548</b>	<b>56</b>	<b>547,492</b>	<b>522,953</b>	<b>53</b>	<b>522,899</b>
<b>Excise Taxes:</b>									
Miscellaneous Excise Taxes	3,486	172	3,314	14,870	2,356	12,515	15,308	1,438	13,870
Airport and Airway Trust Fund	1,091	.....	1,091	6,382	7	6,375	6,377	7	6,369
Highway Trust Fund	3,219	30	3,189	18,553	162	18,391	18,760	.....	18,760
Black Lung Disability Trust Fund	39	.....	39	207	.....	207	253	.....	253
<b>Total -- Excise Taxes</b>	<b>7,835</b>	<b>202</b>	<b>7,633</b>	<b>40,012</b>	<b>2,524</b>	<b>37,488</b>	<b>40,697</b>	<b>1,446</b>	<b>39,252</b>
<b>Estate and Gift Taxes</b>									
	<b>2,054</b>	<b>78</b>	<b>1,976</b>	<b>10,741</b>	<b>451</b>	<b>10,290</b>	<b>10,721</b>	<b>498</b>	<b>10,224</b>
<b>Customs Duties</b>									
	<b>2,785</b>	<b>118</b>	<b>2,667</b>	<b>17,785</b>	<b>848</b>	<b>16,936</b>	<b>18,513</b>	<b>839</b>	<b>17,674</b>
<b>Miscellaneous Receipts:</b>									
Deposit of Earnings, Federal Reserve System	9,737	.....	9,737	41,572	.....	41,572	67,700	.....	67,700
Universal Service Fund	788	.....	788	4,709	.....	4,709	4,917	.....	4,917
All Other	787	2	785	19,052	27	19,025	17,016	38	16,978
<b>Total -- Miscellaneous Receipts</b>	<b>11,311</b>	<b>2</b>	<b>11,310</b>	<b>65,334</b>	<b>27</b>	<b>65,306</b>	<b>89,633</b>	<b>38</b>	<b>89,596</b>
<b>Total -- Receipts</b>	<b>295,143</b>	<b>78,559</b>	<b>216,584</b>	<b>1,660,090</b>	<b>186,953</b>	<b>1,473,137</b>	<b>1,661,434</b>	<b>185,215</b>	<b>1,476,218</b>
<b>Total -- On-Budget</b>	<b>220,746</b>	<b>78,559</b>	<b>142,186</b>	<b>1,256,780</b>	<b>186,953</b>	<b>1,069,827</b>	<b>1,278,738</b>	<b>185,215</b>	<b>1,093,523</b>
<b>Total -- Off-Budget</b>	<b>74,397</b>	<b>.....</b>	<b>74,397</b>	<b>403,310</b>	<b>.....</b>	<b>403,310</b>	<b>382,695</b>	<b>.....</b>	<b>382,695</b>

1 In accordance with the Social Security Act as amended: Individual Income Taxes, Withheld have been decreased and Federal Insurance Contribution Act Taxes increased by \$11 million to correct estimates for the calendar year 2015. Individual Income Taxes, Other have been increased and Self-Employment Contribution Act Taxes decreased by \$1 million to correct estimates for calendar

year 2014 and prior.

Note: Details may not add to totals due to rounding.

... No Transactions

(\*\*) Less than absolute value of \$500,000

**Table 5. Outlays of the U.S. Government, March 2017 and Other Periods**

[\$ millions]

Classification	This Month			Current Fiscal Year to Date			Prior Fiscal Year to Date		
	Gross Outlays	Applicable Receipts	Outlays	Gross Outlays	Applicable Receipts	Outlays	Gross Outlays	Applicable Receipts	Outlays
<b>Legislative Branch:</b>									
Senate	74	(**)	73	439	1	438	442	1	440
House of Representatives	104	(**)	104	641	1	641	657	1	656
Joint Items	2	.....	2	10	.....	10	9	.....	9
Capitol Police	29	.....	29	187	.....	187	174	.....	174
Congressional Budget Office	3	.....	3	23	.....	23	23	.....	23
Architect of the Capitol	56	1	55	288	2	286	277	2	276
Library of Congress	52	1	51	309	5	304	291	5	286
Government Printing Office	13	.....	13	101	.....	101	31	.....	31
Government Accountability Office	43	.....	43	264	.....	264	262	.....	262
United States Tax Court	4	.....	4	26	.....	26	25	.....	25
Other Legislative Branch Agencies	6	.....	6	34	.....	34	25	.....	25
Proprietary Receipts from the Public	.....	2	-2	.....	6	-6	.....	8	-8
Intrabudgetary Transactions	(**)	.....	(**)	-3	.....	-3	-6	.....	-6
Offsetting Governmental Receipts	.....	.....	.....	.....	(**)	(**)	.....	.....	.....
<b>Total--Legislative Branch</b>	<b>385</b>	<b>4</b>	<b>381</b>	<b>2,318</b>	<b>15</b>	<b>2,303</b>	<b>2,209</b>	<b>17</b>	<b>2,193</b>
<b>Judicial Branch:</b>									
Supreme Court of the United States	7	.....	7	42	.....	42	44	.....	44
Courts of Appeals, District Courts, and Other Judicial Services	647	.....	647	3,653	.....	3,653	3,974	.....	3,974
Other	37	.....	37	261	.....	261	312	.....	312
Proprietary Receipts from the Public	.....	3	-3	.....	70	-70	.....	72	-72
Intrabudgetary Transactions	-9	.....	-9	-131	.....	-131	-545	.....	-545
<b>Total--Judicial Branch</b>	<b>682</b>	<b>3</b>	<b>678</b>	<b>3,824</b>	<b>70</b>	<b>3,754</b>	<b>3,785</b>	<b>72</b>	<b>3,713</b>
<b>Department of Agriculture:</b>									
Agricultural Research Service	89	.....	89	583	.....	583	562	.....	562
National Institute of Food and Agriculture:									
Research and Education Activities	46	.....	46	323	.....	323	341	.....	341
Extension Activities	25	.....	25	206	.....	206	197	.....	197
Other	8	.....	8	47	.....	47	48	.....	48
Animal and Plant Health Inspection Service	98	.....	98	611	.....	611	803	.....	803
Food Safety and Inspection Service	75	.....	75	511	.....	511	522	.....	522
Agricultural Marketing Service	135	.....	135	669	.....	669	737	.....	737
Risk Management Agency:									
Administrative and Operating Expenses	6	.....	6	45	.....	45	42	.....	42
Federal Crop Insurance Corporation Fund	297	56	241	5,879	177	5,701	6,574	385	6,189
Farm Service Agency:									
Salaries and Expenses	124	.....	124	576	.....	576	693	.....	693
USDA Supplemental Assistance	.....	.....	.....	(**)	.....	(**)	(**)	.....	(**)
Agricultural Disaster Relief Fund	(**)	.....	(**)	(**)	.....	(**)	(**)	.....	(**)
Commodity Credit Corporation	333	841	-508	17,152	3,319	13,834	13,717	2,091	11,626
Tobacco Trust Fund	(**)	.....	(**)	.....	.....	.....	7	.....	7
Agricultural Credit Insurance Fund	9	4	5	212	39	172	101	47	53
Other	6	.....	6	26	.....	26	21	.....	21
<b>Total--Farm Service Agency</b>	<b>473</b>	<b>845</b>	<b>-372</b>	<b>17,966</b>	<b>3,358</b>	<b>14,608</b>	<b>14,539</b>	<b>2,138</b>	<b>12,401</b>
Natural Resources Conservation Service:									
Conservation Operations	67	.....	67	374	.....	374	359	.....	359
Farm Security and Rural Investment Programs	201	.....	201	1,876	.....	1,876	1,798	.....	1,798
Other	10	.....	10	68	.....	68	74	(**)	74
Rural Development	56	.....	56	64	.....	64	-116	.....	-116
Rural Housing Service:									
Rural Housing Insurance Fund	9	44	-35	295	244	51	472	288	183
Rental Assistance Program	103	.....	103	588	.....	588	615	.....	615
Other	14	.....	14	76	.....	76	60	.....	60
Rural Utilities Service:									
Rural Electrification and Telecommunications Fund	55	-218	274	130	387	-257	121	627	-506
Other	41	13	28	316	54	262	294	76	219
Foreign Agricultural Service	138	.....	138	840	.....	840	768	.....	768
Food and Nutrition Service:									
Supplemental Nutrition Assistance Program	5,862	.....	5,862	35,506	.....	35,506	37,123	.....	37,123
Child Nutrition Programs	2,391	.....	2,391	12,791	.....	12,791	12,370	.....	12,370
Special Supplemental Nutrition Program for Women, Infants, and Children (WIC)	509	.....	509	2,909	.....	2,909	2,988	.....	2,988
Other	39	.....	39	217	.....	217	214	.....	214
<b>Total--Food and Nutrition Service</b>	<b>8,800</b>	<b>.....</b>	<b>8,800</b>	<b>51,424</b>	<b>.....</b>	<b>51,424</b>	<b>52,695</b>	<b>.....</b>	<b>52,695</b>

**Table 5. Outlays of the U.S. Government, March 2017 and Other Periods - Continued**

Classification	This Month			Current Fiscal Year to Date			Prior Fiscal Year to Date		
	Gross Outlays	Applicable Receipts	Outlays	Gross Outlays	Applicable Receipts	Outlays	Gross Outlays	Applicable Receipts	Outlays
<b>Department of Agriculture: - Continued</b>									
Forest Service:									
National Forest System	129	.....	129	765	.....	765	778	.....	778
Capital Improvement and Maintenance	23	.....	23	152	.....	152	160	.....	160
Wildland Fire Management	205	.....	205	1,175	.....	1,175	1,395	.....	1,395
Forest Service Permanent Appropriations	69	.....	69	141	.....	141	313	.....	313
Other	46	.....	46	348	.....	348	350	.....	350
<b>Total--Forest Service</b>	<b>473</b>	<b>.....</b>	<b>473</b>	<b>2,582</b>	<b>.....</b>	<b>2,582</b>	<b>2,996</b>	<b>.....</b>	<b>2,996</b>
Other	-20	5	-24	402	32	370	508	31	476
Proprietary Receipts from the Public	.....	82	-82	.....	603	-603	.....	773	-773
Intrabudgetary Transactions	-13	.....	-13	10	.....	10	12	.....	12
<b>Total--Department of Agriculture</b>	<b>11,187</b>	<b>828</b>	<b>10,359</b>	<b>85,883</b>	<b>4,855</b>	<b>81,028</b>	<b>85,022</b>	<b>4,319</b>	<b>80,703</b>
<b>Department of Commerce:</b>									
Economic Development Administration	29	(**)	29	141	(**)	141	145	(**)	145
Bureau of the Census	154	.....	154	770	.....	770	637	.....	637
International Trade Administration	55	.....	55	220	.....	220	253	.....	253
National Oceanic and Atmospheric Administration	558	(**)	558	2,720	1	2,719	2,789	38	2,751
National Institute of Standards and Technology	80	.....	80	503	.....	503	488	.....	488
National Telecommunications and Information Administration	1,010	1	1,008	1,081	1	1,079	33	(**)	33
Other	-1	14	-15	317	96	221	324	97	227
Proprietary Receipts from the Public	.....	65	-65	.....	-28	28	.....	10	-10
Intrabudgetary Transactions	-3	.....	-3	-22	.....	-22	-9	.....	-9
Offsetting Governmental Receipts	.....	(**)	(**)	.....	1	-1	.....	2	-2
<b>Total--Department of Commerce</b>	<b>1,880</b>	<b>80</b>	<b>1,800</b>	<b>5,729</b>	<b>72</b>	<b>5,657</b>	<b>4,658</b>	<b>148</b>	<b>4,511</b>
<b>Department of Defense--Military Programs:</b>									
Military Personnel:									
Department of the Army	5,711	.....	5,711	28,148	.....	28,148	29,084	.....	29,084
Department of the Navy	5,002	.....	5,002	23,653	.....	23,653	23,575	.....	23,575
Department of the Air Force	3,738	.....	3,738	17,831	.....	17,831	17,433	.....	17,433
Defense Agencies	.....	.....	.....	6,769	.....	6,769	6,870	.....	6,870
<b>Total--Military Personnel</b>	<b>14,450</b>	<b>.....</b>	<b>14,450</b>	<b>76,401</b>	<b>.....</b>	<b>76,401</b>	<b>76,962</b>	<b>.....</b>	<b>76,962</b>
Operation and Maintenance:									
Department of the Army	6,496	.....	6,496	30,748	.....	30,748	30,786	.....	30,786
Department of the Navy	5,121	.....	5,121	26,364	.....	26,364	27,008	.....	27,008
Department of the Air Force	4,814	.....	4,814	26,952	.....	26,952	26,050	.....	26,050
Defense Agencies	6,911	.....	6,911	34,842	.....	34,842	33,829	.....	33,829
<b>Total--Operation and Maintenance</b>	<b>23,342</b>	<b>.....</b>	<b>23,342</b>	<b>118,906</b>	<b>.....</b>	<b>118,906</b>	<b>117,672</b>	<b>.....</b>	<b>117,672</b>
International Reconstruction and Other Assistance:									
Department of the Army	.....	.....	.....	.....	.....	.....	(**)	.....	(**)
Procurement:									
Department of the Army	1,818	.....	1,818	8,447	.....	8,447	7,984	.....	7,984
Department of the Navy	3,838	.....	3,838	19,393	.....	19,393	21,245	.....	21,245
Department of the Air Force	4,202	.....	4,202	21,699	.....	21,699	20,434	.....	20,434
Defense Agencies	338	.....	338	3,006	.....	3,006	3,122	.....	3,122
<b>Total--Procurement</b>	<b>10,195</b>	<b>.....</b>	<b>10,195</b>	<b>52,546</b>	<b>.....</b>	<b>52,546</b>	<b>52,786</b>	<b>.....</b>	<b>52,786</b>
Research, Development, Test, and Evaluation:									
Department of the Army	609	.....	609	3,739	.....	3,739	3,877	.....	3,877
Department of the Navy	1,560	.....	1,560	8,252	.....	8,252	7,729	.....	7,729
Department of the Air Force	2,368	.....	2,368	11,642	.....	11,642	11,696	.....	11,696
Defense Agencies	1,947	.....	1,947	8,528	.....	8,528	8,654	.....	8,654
<b>Total--Research, Development, Test, and Evaluation</b>	<b>6,483</b>	<b>.....</b>	<b>6,483</b>	<b>32,161</b>	<b>.....</b>	<b>32,161</b>	<b>31,956</b>	<b>.....</b>	<b>31,956</b>
Military Construction:									
Department of the Army	178	.....	178	975	.....	975	1,111	.....	1,111
Department of the Navy	127	.....	127	652	.....	652	728	.....	728
Department of the Air Force	61	.....	61	395	.....	395	509	.....	509
Defense Agencies	222	.....	222	1,236	.....	1,236	1,302	.....	1,302
<b>Total--Military Construction</b>	<b>588</b>	<b>.....</b>	<b>588</b>	<b>3,258</b>	<b>.....</b>	<b>3,258</b>	<b>3,650</b>	<b>.....</b>	<b>3,650</b>
Family Housing:									
Department of the Army	40	.....	40	206	.....	206	179	.....	179
Department of the Navy	27	.....	27	178	.....	178	185	.....	185
Department of the Air Force	9	.....	9	122	.....	122	126	.....	126
Defense Agencies	14	.....	14	38	2	36	195	1	194
Revolving and Management Funds:									



**Table 5. Outlays of the U.S. Government, March 2017 and Other Periods - Continued**

[\$ millions]

Classification	This Month			Current Fiscal Year to Date			Prior Fiscal Year to Date		
	Gross Outlays	Applicable Receipts	Outlays	Gross Outlays	Applicable Receipts	Outlays	Gross Outlays	Applicable Receipts	Outlays
<b>Department of Defense--Military Programs: - Continued</b>									
Department of the Navy	-21	.....	-21	319	.....	319	402	.....	402
Defense Agencies:									
Working Capital Fund	-52	.....	-52	1,694	.....	1,694	-725	.....	-725
Other	25	.....	25	-157	.....	-157	176	.....	176
Allowances	1	.....	1	-139	.....	-139	-50	.....	-50
Trust Funds:									
Department of the Army	1	.....	1	7	.....	7	7	.....	7
Department of the Navy	2	.....	2	14	.....	14	12	.....	12
Department of the Air Force	1	.....	1	3	.....	3	11	.....	11
Defense Agencies	69	.....	69	172	.....	172	277	.....	277
Proprietary Receipts from the Public:									
Department of the Army	.....	-109	109	.....	-593	593	.....	-402	402
Department of the Navy	.....	55	-55	.....	193	-193	.....	-2	2
Department of the Air Force	.....	10	-10	.....	-7	7	.....	9	-9
Defense Agencies	.....	8	-8	.....	444	-444	.....	310	-310
Intrabudgetary Transactions:									
Department of the Army	-80	.....	-80	-60	.....	-60	169	.....	169
Department of the Navy	19	.....	19	3	.....	3	-43	.....	-43
Department of the Air Force	-6	.....	-6	-44	.....	-44	-66	.....	-66
Defense Agencies	-45	.....	-45	30	.....	30	234	.....	234
Offsetting Governmental Receipts:									
Department of the Army	.....	-1	1	.....	-1	1	.....	(**)	(**)
<b>Total--Department of Defense--Military Programs</b>	<b>55,062</b>	<b>-37</b>	<b>55,100</b>	<b>285,658</b>	<b>39</b>	<b>285,620</b>	<b>284,115</b>	<b>-84</b>	<b>284,199</b>
<b>Department of Education:</b>									
Office of Elementary and Secondary Education:									
Accelerating Achievement and Ensuring Equity	2,260	.....	2,260	8,348	.....	8,348	7,962	.....	7,962
Impact Aid	203	.....	203	1,085	.....	1,085	1,088	.....	1,088
Education Improvement Programs	447	.....	447	2,259	.....	2,259	2,161	.....	2,161
Other	29	.....	29	160	.....	160	175	.....	175
<b>Total--Office of Elementary and Secondary Education</b>	<b>2,938</b>	<b>.....</b>	<b>2,938</b>	<b>11,853</b>	<b>.....</b>	<b>11,853</b>	<b>11,386</b>	<b>.....</b>	<b>11,386</b>
Office of Innovation and Improvement									
Office of English Language Acquisition	86	.....	86	358	.....	358	385	.....	385
Office of Special Education and Rehabilitative Services:									
Special Education	1,105	.....	1,105	5,986	.....	5,986	6,016	.....	6,016
Rehabilitation Services and Disability Research	340	.....	340	1,710	.....	1,710	1,573	.....	1,573
Special Institutions for Persons with Disabilities	18	.....	18	111	.....	111	122	.....	122
Office of Vocational and Adult Education	158	.....	158	839	.....	839	799	.....	799
Office of Postsecondary Education:									
Higher Education	173	.....	173	1,026	.....	1,026	1,017	.....	1,017
Other	(**)	(**)	(**)	126	4	122	103	4	99
<b>Total--Office of Postsecondary Education</b>	<b>173</b>	<b>(**)</b>	<b>173</b>	<b>1,153</b>	<b>4</b>	<b>1,149</b>	<b>1,120</b>	<b>4</b>	<b>1,116</b>
Office of Federal Student Aid:									
Student Financial Assistance	2,211	.....	2,211	16,174	.....	16,174	17,289	.....	17,289
Student Aid Administration	173	.....	173	817	.....	817	741	.....	741
Federal Student Loan Reserve Fund	-231	.....	-231	-231	.....	-231	-276	.....	-276
Federal Direct Student Loans	.....	.....	.....	(**)	.....	(**)	.....	.....	.....
Federal Family Education Loans	-26	.....	-26	-132	.....	-132	-237	.....	-237
Other	(**)	1	-1	7	4	3	7	4	3
<b>Total--Office of Federal Student Aid</b>	<b>2,127</b>	<b>1</b>	<b>2,126</b>	<b>16,634</b>	<b>4</b>	<b>16,630</b>	<b>17,524</b>	<b>4</b>	<b>17,520</b>
Institute of Education Sciences	94	.....	94	337	.....	337	276	.....	276
Departmental Management	48	.....	48	299	.....	299	285	.....	285
Proprietary Receipts from the Public	.....	498	-498	.....	5,389	-5,389	.....	2,877	-2,877
Intrabudgetary Transactions	2	.....	2	7	.....	7	38	.....	38
<b>Total--Department of Education</b>	<b>7,243</b>	<b>499</b>	<b>6,744</b>	<b>39,978</b>	<b>5,398</b>	<b>34,580</b>	<b>40,241</b>	<b>2,885</b>	<b>37,356</b>
<b>Department of Energy:</b>									
National Nuclear Security Administration:									
Naval Reactors	123	.....	123	615	.....	615	544	.....	544
Weapons Activities	687	.....	687	4,132	.....	4,132	4,001	.....	4,001
Defense Nuclear Nonproliferation	157	.....	157	887	.....	887	998	.....	998
Other	38	.....	38	186	.....	186	195	.....	195
Environmental and Other Defense Activities:									
Defense Environmental Cleanup	479	.....	479	2,719	.....	2,719	2,599	.....	2,599

**Table 5. Outlays of the U.S. Government, March 2017 and Other Periods - Continued**

Classification	This Month			Current Fiscal Year to Date			Prior Fiscal Year to Date		
	Gross Outlays	Applicable Receipts	Outlays	Gross Outlays	Applicable Receipts	Outlays	Gross Outlays	Applicable Receipts	Outlays
<b>Department of Energy: - Continued</b>									
Other Defense Activities	72	.....	72	396	.....	396	421	.....	421
Defense Nuclear Waste Disposal	(**)	.....	(**)	1	.....	1	2	.....	2
<b>Energy Programs:</b>									
Science	460	.....	460	2,560	.....	2,560	2,507	.....	2,507
Energy Supply	106	.....	106	689	.....	689	637	.....	637
Energy Efficiency and Renewable Energy	173	.....	173	884	.....	884	835	.....	835
Fossil Energy Research and Development	48	.....	48	283	.....	283	264	.....	264
Uranium Enrichment Decontamination and Decommissioning Fund	56	.....	56	303	.....	303	358	.....	358
Advanced Technology Vehicles Manufacturing Loan Program	(**)	.....	(**)	2	.....	2	2	.....	2
Title 17 Innovative Technology Loan Guarantee Program	1	.....	1	12	.....	12	23	.....	23
Other	89	3	86	534	37	497	507	41	466
<b>Total--Energy Programs</b>	<b>935</b>	<b>3</b>	<b>931</b>	<b>5,267</b>	<b>37</b>	<b>5,230</b>	<b>5,132</b>	<b>41</b>	<b>5,091</b>
Power Marketing Administration	304	374	-70	1,830	1,911	-81	1,767	1,872	-105
Departmental Administration	3	.....	3	147	.....	147	112	.....	112
Proprietary Receipts from the Public	.....	65	-65	.....	611	-611	.....	821	-821
Intrabudgetary Transactions	-125	.....	-125	-754	.....	-754	-711	.....	-711
<b>Total--Department of Energy</b>	<b>2,673</b>	<b>443</b>	<b>2,231</b>	<b>15,425</b>	<b>2,559</b>	<b>12,866</b>	<b>15,060</b>	<b>2,734</b>	<b>12,325</b>
<b>Department of Health and Human Services:</b>									
Food and Drug Administration	355	1	354	1,566	4	1,561	1,351	4	1,347
Health Resources and Services Administration	1,115	.....	1,115	5,515	.....	5,515	5,035	.....	5,035
Indian Health Service	349	.....	349	2,363	.....	2,363	3,125	.....	3,125
Centers for Disease Control and Prevention	932	.....	932	4,047	.....	4,047	3,679	.....	3,679
National Institutes of Health	2,725	.....	2,725	15,184	.....	15,184	14,156	.....	14,156
Substance Abuse and Mental Health Services Administration	327	.....	327	1,515	.....	1,515	1,652	.....	1,652
Agency for Healthcare Research and Quality	30	.....	30	154	.....	154	114	.....	114
<b>Centers for Medicare and Medicaid Services:</b>									
Grants to States for Medicaid	33,963	.....	33,963	190,840	.....	190,840	181,398	.....	181,398
Payments to Health Care Trust Funds	24,279	.....	24,279	167,548	.....	167,548	164,554	.....	164,554
Children's Health Insurance Fund	1,275	.....	1,275	7,733	.....	7,733	6,471	.....	6,471
State Grants and Demonstrations	35	.....	35	245	.....	245	280	.....	280
<b>Federal Hospital Insurance Trust Fund:</b>									
Benefit Payments	34,039	.....	34,039	143,658	.....	143,658	138,305	.....	138,305
Administrative Expenses	1,084	.....	1,084	1,902	.....	1,902	2,418	.....	2,418
<b>Total--Federal Hospital Insurance Trust Fund</b>	<b>35,123</b>	<b>.....</b>	<b>35,123</b>	<b>145,560</b>	<b>.....</b>	<b>145,560</b>	<b>140,723</b>	<b>.....</b>	<b>140,723</b>
Health Care Fraud and Abuse Control	140	.....	140	674	.....	674	704	.....	704
<b>Federal Supplementary Medical Insurance Trust Fund:</b>									
Benefit Payments	35,522	.....	35,522	147,766	.....	147,766	139,425	.....	139,425
Administrative Expenses	775	.....	775	1,775	.....	1,775	2,414	.....	2,414
<b>Medicare Prescription Drugs:</b>									
Benefit Payments	13,893	.....	13,893	50,731	.....	50,731	47,009	.....	47,009
Administrative Expenses	25	.....	25	159	.....	159	150	.....	150
<b>Total--Federal Supplementary Medical Insurance Trust Fund</b>	<b>50,215</b>	<b>.....</b>	<b>50,215</b>	<b>200,431</b>	<b>.....</b>	<b>200,431</b>	<b>188,998</b>	<b>.....</b>	<b>188,998</b>
Other	-447	.....	-447	3,070	.....	3,070	5,315	.....	5,315
<b>Total--Centers for Medicare and Medicaid Services</b>	<b>144,583</b>	<b>.....</b>	<b>144,583</b>	<b>716,100</b>	<b>.....</b>	<b>716,100</b>	<b>688,442</b>	<b>.....</b>	<b>688,442</b>
<b>Administration for Children and Families:</b>									
Temporary Assistance for Needy Families	1,314	.....	1,314	7,924	.....	7,924	7,677	.....	7,677
Contingency Fund	122	.....	122	334	.....	334	310	.....	310
Payments to States for Child Support Enforcement and Family Support Programs	343	.....	343	1,743	.....	1,743	1,700	.....	1,700
Low Income Home Energy Assistance	412	.....	412	2,050	.....	2,050	2,093	.....	2,093
Refugee and Entrant Assistance	217	.....	217	1,249	.....	1,249	720	.....	720
Child Care Entitlement to States	267	.....	267	1,341	.....	1,341	1,161	.....	1,161
Payments to States for the Child Care and Development Block Grant	242	.....	242	1,256	.....	1,256	1,165	.....	1,165
Social Services Block Grant	185	.....	185	859	.....	859	845	.....	845
Children and Families Services Programs	997	.....	997	5,427	.....	5,427	5,211	.....	5,211
Payments to States for Foster Care and Adoption Assistance	499	.....	499	3,571	.....	3,571	3,869	.....	3,869
Other	58	.....	58	255	.....	255	231	.....	231
<b>Total--Administration for Children and Families</b>	<b>4,656</b>	<b>.....</b>	<b>4,656</b>	<b>26,009</b>	<b>.....</b>	<b>26,009</b>	<b>24,983</b>	<b>.....</b>	<b>24,983</b>

**Table 5. Outlays of the U.S. Government, March 2017 and Other Periods - Continued**

Classification	This Month			Current Fiscal Year to Date			Prior Fiscal Year to Date		
	Gross Outlays	Applicable Receipts	Outlays	Gross Outlays	Applicable Receipts	Outlays	Gross Outlays	Applicable Receipts	Outlays
<b>Department of Health and Human Services: - Continued</b>									
Administration for Community Living	171	.....	171	929	.....	929	1,012	.....	1,012
Departmental Management	-95	.....	-95	1,537	.....	1,537	1,264	.....	1,264
Other	134	.....	134	413	.....	413	373	.....	373
Proprietary Receipts from the Public	.....	10,314	-10,314	.....	53,426	-53,426	.....	50,490	-50,490
Intrabudgetary Transactions:									
Payments for Health Insurance for the Aged:									
Federal Supplementary Medical Insurance Trust Fund	-23,988	.....	-23,988	-161,544	.....	-161,544	-160,101	.....	-160,101
Payments for Tax and Other Credits:									
Federal Hospital Insurance Trust Fund	-298	.....	-298	-6,023	.....	-6,023	-4,470	.....	-4,470
Other	-80	.....	-80	-26	.....	-26	82	.....	82
<b>Total--Department of Health and Human Services</b>	<b>130,917</b>	<b>10,315</b>	<b>120,601</b>	<b>607,737</b>	<b>53,430</b>	<b>554,307</b>	<b>580,697</b>	<b>50,495</b>	<b>530,202</b>
<b>Department of Homeland Security:</b>									
Departmental Management and Operations	90	.....	90	657	.....	657	555	.....	555
Citizenship and Immigration Services	311	.....	311	1,815	.....	1,815	1,674	.....	1,674
United States Secret Service	146	.....	146	1,067	.....	1,067	975	.....	975
Transportation Security Administration	651	.....	651	3,328	.....	3,328	3,365	.....	3,365
Immigration and Customs Enforcement	571	.....	571	3,381	.....	3,381	3,179	.....	3,179
U.S. Customs and Border Protection	1,027	1	1,026	6,480	6	6,474	6,359	4	6,355
United States Coast Guard	1,085	.....	1,085	5,237	.....	5,237	5,230	.....	5,230
National Protection and Programs Directorate	195	.....	195	940	.....	940	769	.....	769
Federal Emergency Management Agency:									
State and Local Programs									
Firefighter Assistance Grants	43	.....	43	290	.....	290	283	.....	283
Disaster Relief	611	.....	611	3,639	.....	3,639	2,808	.....	2,808
National Flood Insurance Fund	298	145	153	2,937	516	2,421	679	632	47
Other	127	.....	127	702	.....	702	593	.....	593
<b>Total--Federal Emergency Management Agency</b>	<b>1,192</b>	<b>145</b>	<b>1,047</b>	<b>8,386</b>	<b>516</b>	<b>7,870</b>	<b>5,480</b>	<b>632</b>	<b>4,848</b>
Science and Technology	72	.....	72	420	.....	420	401	.....	401
Domestic Nuclear Detection Office	36	.....	36	181	.....	181	94	.....	94
Other	35	.....	35	232	.....	232	204	.....	204
Proprietary Receipts from the Public	.....	42	-42	.....	462	-462	.....	485	-485
Intrabudgetary Transactions	-35	.....	-35	-125	.....	-125	-51	.....	-51
Offsetting Governmental Receipts	.....	1,095	-1,095	.....	5,642	-5,642	.....	5,045	-5,045
<b>Total--Department of Homeland Security</b>	<b>5,377</b>	<b>1,283</b>	<b>4,095</b>	<b>32,001</b>	<b>6,626</b>	<b>25,375</b>	<b>28,236</b>	<b>6,165</b>	<b>22,071</b>
<b>Department of Housing and Urban Development:</b>									
Public and Indian Housing Programs:									
Tenant Based Rental Assistance	1,733	.....	1,733	10,111	.....	10,111	9,634	.....	9,634
Housing Certificate Fund	20	.....	20	122	.....	122	100	.....	100
Public Housing Capital Fund	216	.....	216	903	.....	903	1,022	.....	1,022
Public Housing Operating Fund	334	.....	334	2,142	.....	2,142	2,189	.....	2,189
Revitalization of Severely Distressed Public Housing (Hope VI)	2	.....	2	20	.....	20	35	.....	35
Native American Housing Block Grant	37	.....	37	231	.....	231	282	.....	282
Other	14	.....	14	70	.....	70	71	.....	71
<b>Total--Public and Indian Housing Programs</b>	<b>2,356</b>	<b>.....</b>	<b>2,356</b>	<b>13,600</b>	<b>.....</b>	<b>13,600</b>	<b>13,334</b>	<b>.....</b>	<b>13,334</b>
Community Planning and Development:									
Housing Opportunities for Persons with AIDS	33	.....	33	166	.....	166	185	.....	185
Community Development Fund	509	.....	509	2,869	.....	2,869	3,304	.....	3,304
Home Investment Partnership Program	106	.....	106	509	.....	509	531	.....	531
Neighborhood Stabilization Program	1	.....	1	10	.....	10	13	.....	13
Homeless Assistance Grants	181	.....	181	987	.....	987	980	.....	980
Other	226	.....	226	24	.....	24	32	(**)	32
<b>Total--Community Planning and Development</b>	<b>1,057</b>	<b>.....</b>	<b>1,057</b>	<b>4,566</b>	<b>.....</b>	<b>4,566</b>	<b>5,046</b>	<b>(**)</b>	<b>5,046</b>
Housing Programs:									
Credit Accounts:									
FHA-Mutual Mortgage Insurance Fund, Program Account	12	.....	12	56	.....	56	54	.....	54
FHA-Mutual Mortgage Insurance Capital Reserve Account	-878	.....	-878	-5,764	.....	-5,764	-4,224	.....	-4,224
FHA-Mutual Mortgage and Cooperative Housing Insurance Fund, Liquidating Account	2	2	(**)	17	15	2	23	17	5
FHA-General and Special Risk Fund, Liquidating Account	32	59	-27	82	144	-62	83	167	-84
Housing for the Elderly or Handicapped Fund, Liquidating Account	-14	8	-21	-86	74	-160	-79	113	-192

**Table 5. Outlays of the U.S. Government, March 2017 and Other Periods - Continued**

Classification	This Month			Current Fiscal Year to Date			Prior Fiscal Year to Date		
	Gross Outlays	Applicable Receipts	Outlays	Gross Outlays	Applicable Receipts	Outlays	Gross Outlays	Applicable Receipts	Outlays
<b>Department of Housing and Urban Development: - Continued</b>									
HUD Project-Based Rental Assistance	925	.....	925	5,497	.....	5,497	5,269	.....	5,269
Housing for the Elderly	57	.....	57	358	.....	358	351	.....	351
Housing for Persons with Disabilities	13	.....	13	82	.....	82	87	.....	87
Other Assisted Housing Programs	14	.....	14	85	.....	85	109	.....	109
Other	4	1	3	27	17	11	30	23	7
<b>Total--Housing Programs</b>	<b>168</b>	<b>70</b>	<b>98</b>	<b>356</b>	<b>249</b>	<b>107</b>	<b>1,704</b>	<b>320</b>	<b>1,383</b>
Government National Mortgage Association:									
Guarantees of Mortgage-Backed Securities	6	(**)	6	7	(**)	7	31	(**)	30
Management and Administration	135	.....	135	865	.....	865	831	.....	831
Other	15	.....	15	99	.....	99	88	.....	88
Proprietary Receipts from the Public:									
FHA-General and Special Risk Fund	.....	51	-51	.....	261	-261	.....	266	-266
Other	.....	229	-229	.....	228	-228	.....	200	-200
Intrabudgetary Transactions	-1	.....	-1	-9	.....	-9	-1	.....	-1
Offsetting Governmental Receipts	.....	1	-1	.....	7	-7	.....	6	-6
<b>Total--Department of Housing and Urban Development</b>	<b>3,736</b>	<b>351</b>	<b>3,385</b>	<b>19,485</b>	<b>746</b>	<b>18,739</b>	<b>21,032</b>	<b>793</b>	<b>20,238</b>
<b>Department of the Interior:</b>									
Land and Minerals Management:									
Bureau of Land Management:									
Management of Lands and Resources	89	.....	89	503	.....	503	475	.....	475
Other	29	4	25	189	23	165	182	112	70
Bureau of Ocean Energy Management	7	.....	7	63	.....	63	50	.....	50
Office of Surface Mining Reclamation and Enforcement	39	.....	39	459	.....	459	412	.....	412
<b>Total--Land and Minerals Management</b>	<b>164</b>	<b>4</b>	<b>160</b>	<b>1,214</b>	<b>23</b>	<b>1,190</b>	<b>1,120</b>	<b>112</b>	<b>1,008</b>
Water and Science:									
Bureau of Reclamation:									
Water and Related Resources	66	.....	66	423	.....	423	382	.....	382
Other	36	31	4	265	192	73	287	182	105
Central Utah Project	3	.....	3	7	.....	7	10	.....	10
United States Geological Survey	97	.....	97	563	.....	563	552	.....	552
<b>Total--Water and Science</b>	<b>202</b>	<b>31</b>	<b>170</b>	<b>1,258</b>	<b>192</b>	<b>1,066</b>	<b>1,230</b>	<b>182</b>	<b>1,048</b>
Fish and Wildlife and Parks:									
United States Fish and Wildlife Service	291	.....	291	1,548	.....	1,548	1,393	.....	1,393
National Park Service	255	.....	255	1,603	.....	1,603	1,443	.....	1,443
<b>Total--Fish and Wildlife and Parks</b>	<b>546</b>	.....	<b>546</b>	<b>3,151</b>	.....	<b>3,151</b>	<b>2,836</b>	.....	<b>2,836</b>
Indian Affairs:									
Bureau of Indian Affairs and Bureau of Indian Education	114	(**)	114	1,146	(**)	1,146	1,142	(**)	1,142
<b>Total--Indian Affairs</b>	<b>114</b>	<b>(**)</b>	<b>114</b>	<b>1,146</b>	<b>(**)</b>	<b>1,146</b>	<b>1,142</b>	<b>(**)</b>	<b>1,142</b>
Departmental Offices:									
Mineral Leasing and Associated Payments	103	.....	103	726	.....	726	791	.....	791
Other	59	.....	59	451	.....	451	248	.....	248
Insular Affairs	56	.....	56	215	.....	215	215	.....	215
Office of the Special Trustee for American Indians	15	.....	15	185	.....	185	190	.....	190
Department-Wide Programs	-904	.....	-904	-437	.....	-437	562	.....	562
<b>Total--Departmental Offices</b>	<b>-672</b>	.....	<b>-672</b>	<b>1,139</b>	.....	<b>1,139</b>	<b>2,006</b>	.....	<b>2,006</b>
Other	24	.....	24	126	.....	126	117	.....	117
Proprietary Receipts from the Public	.....	336	-336	.....	2,148	-2,148	.....	2,227	-2,227
Intrabudgetary Transactions	-23	.....	-23	-275	.....	-275	-116	.....	-116
<b>Total--Department of the Interior</b>	<b>355</b>	<b>372</b>	<b>-17</b>	<b>7,758</b>	<b>2,363</b>	<b>5,396</b>	<b>8,335</b>	<b>2,521</b>	<b>5,814</b>
<b>Department of Justice:</b>									
General Administration	79	.....	79	313	.....	313	379	.....	379
Legal Activities and U.S. Marshals:									
General Legal Activities	1,181	.....	1,181	2,004	.....	2,004	478	.....	478
United States Attorneys	166	.....	166	1,032	.....	1,032	1,003	.....	1,003
United States Marshals Service	92	.....	92	606	.....	606	579	.....	579
Assets Forfeiture Fund	105	.....	105	385	.....	385	572	.....	572
Other	178	.....	178	996	.....	996	1,232	.....	1,232
Federal Bureau of Investigation	721	.....	721	4,443	.....	4,443	4,209	.....	4,209
Drug Enforcement Administration	188	.....	188	1,212	.....	1,212	1,277	.....	1,277
Bureau of Alcohol, Tobacco, Firearms, and Explosives	101	.....	101	615	.....	615	615	.....	615
Federal Prison System	602	28	573	3,654	175	3,479	3,637	180	3,457
Office of Justice Programs:									

**Table 5. Outlays of the U.S. Government, March 2017 and Other Periods - Continued**

[\$ millions]

Classification	This Month			Current Fiscal Year to Date			Prior Fiscal Year to Date		
	Gross Outlays	Applicable Receipts	Outlays	Gross Outlays	Applicable Receipts	Outlays	Gross Outlays	Applicable Receipts	Outlays
<b>Department of Justice: - Continued</b>									
State and Local Law Enforcement Assistance	86	.....	86	710	.....	710	599	.....	599
Community Oriented Policing Services	11	.....	11	96	.....	96	98	.....	98
Crime Victims Fund	97	.....	97	580	.....	580	391	.....	391
Other	54	.....	54	432	.....	432	444	.....	444
Other	45	.....	45	346	.....	346	337	.....	337
Proprietary Receipts from the Public	.....	10	-10	.....	477	-477	.....	1,643	-1,643
Intrabudgetary Transactions	116	.....	116	-1,201	.....	-1,201	41	.....	41
Offsetting Governmental Receipts	.....	43	-43	.....	266	-266	.....	245	-245
<b>Total--Department of Justice</b>	<b>3,822</b>	<b>81</b>	<b>3,742</b>	<b>16,222</b>	<b>918</b>	<b>15,304</b>	<b>15,892</b>	<b>2,067</b>	<b>13,825</b>
<b>Department of Labor:</b>									
Employment and Training Administration:									
Training and Employment Services	297	.....	297	1,553	.....	1,553	1,520	.....	1,520
Office of Job Corps	146	.....	146	802	.....	802	825	.....	825
Community Service Employment for Older Americans	36	.....	36	209	.....	209	210	.....	210
Federal Unemployment Benefits and Allowances	53	.....	53	254	.....	254	208	.....	208
Federal Additional Unemployment Compensation Program-Recovery Act	-1	.....	-1	-3	.....	-3	-4	.....	-4
State Unemployment Insurance and Employment Service Operations	-84	.....	-84	-50	.....	-50	-184	.....	-184
Payments to the Unemployment Trust Fund	.....	.....	.....	7	.....	7	30	.....	30
Program Administration	14	.....	14	51	.....	51	59	.....	59
Unemployment Trust Fund:									
Federal-State Unemployment Insurance:									
State Unemployment Benefits	3,044	.....	3,044	16,480	.....	16,480	17,206	.....	17,206
State Administrative Expenses	440	.....	440	1,879	.....	1,879	2,019	.....	2,019
Federal Administrative Expenses	17	.....	17	148	.....	148	209	.....	209
Other	18	.....	18	46	.....	46	38	.....	38
<b>Total--Unemployment Trust Fund</b>	<b>3,519</b>	<b>.....</b>	<b>3,519</b>	<b>18,552</b>	<b>.....</b>	<b>18,552</b>	<b>19,472</b>	<b>.....</b>	<b>19,472</b>
Other	20	.....	20	145	.....	145	209	.....	209
<b>Total--Employment and Training Administration</b>	<b>3,999</b>	<b>.....</b>	<b>3,999</b>	<b>21,520</b>	<b>.....</b>	<b>21,520</b>	<b>22,344</b>	<b>.....</b>	<b>22,344</b>
Pension Benefit Guaranty Corporation	521	183	338	3,139	6,045	-2,907	3,063	6,471	-3,408
Employment Standards Administration	.....	.....	.....	.....	.....	.....	(**)	.....	(**)
Office of Workers' Compensation Programs:									
Special Benefits	381	.....	381	74	.....	74	-1,081	.....	-1,081
Energy Employees Occupational Illness Compensation Fund	131	.....	131	626	.....	626	534	.....	534
Special Benefits for Disabled Coal Miners	8	.....	8	47	.....	47	53	.....	53
Black Lung Disability Trust Fund	20	.....	20	110	.....	110	87	.....	87
Other	45	.....	45	189	.....	189	196	.....	196
Wage and Hour Division	38	.....	38	142	.....	142	160	.....	160
Occupational Safety and Health Administration	59	.....	59	272	.....	272	290	.....	290
Mine Safety and Health Administration	42	.....	42	183	.....	183	203	.....	203
Bureau of Labor Statistics	58	.....	58	265	.....	265	254	.....	254
Departmental Management	-34	.....	-34	352	.....	352	183	.....	183
Other	39	.....	39	161	.....	161	172	.....	172
Proprietary Receipts from the Public	.....	1	-1	.....	2	-2	.....	2	-2
Intrabudgetary Transactions	-20	.....	-20	-258	.....	-258	-330	.....	-330
<b>Total--Department of Labor</b>	<b>5,286</b>	<b>184</b>	<b>5,102</b>	<b>26,820</b>	<b>6,047</b>	<b>20,773</b>	<b>26,126</b>	<b>6,473</b>	<b>19,653</b>
<b>Department of State:</b>									
Administration of Foreign Affairs:									
Diplomatic and Consular Programs	701	.....	701	3,517	.....	3,517	4,289	.....	4,289
Educational and Cultural Exchange Programs	60	.....	60	318	.....	318	286	.....	286
Embassy Security, Construction, and Maintenance	297	.....	297	1,107	.....	1,107	696	.....	696
Payment to Foreign Service Retirement and Disability Fund	.....	.....	.....	228	.....	228	47	.....	47
Foreign Service Retirement and Disability Fund	79	.....	79	477	.....	477	470	.....	470
Other	-28	.....	-28	714	.....	714	-137	.....	-137
<b>Total--Administration of Foreign Affairs</b>	<b>1,109</b>	<b>.....</b>	<b>1,109</b>	<b>6,360</b>	<b>.....</b>	<b>6,360</b>	<b>5,651</b>	<b>.....</b>	<b>5,651</b>
International Organizations and Conferences	(**)	.....	(**)	1,160	.....	1,160	920	.....	920
Global Health and Child Survival	655	.....	655	3,967	.....	3,967	3,675	.....	3,675
Migration and Refugee Assistance	68	.....	68	966	.....	966	872	.....	872
International Narcotics Control and Law Enforcement	138	.....	138	616	.....	616	513	.....	513
Andean Counterdrug Programs	(**)	.....	(**)	1	.....	1	(**)	.....	(**)

**Table 5. Outlays of the U.S. Government, March 2017 and Other Periods - Continued**

Classification	This Month			Current Fiscal Year to Date			Prior Fiscal Year to Date		
	Gross Outlays	Applicable Receipts	Outlays	Gross Outlays	Applicable Receipts	Outlays	Gross Outlays	Applicable Receipts	Outlays
<b>Department of State: - Continued</b>									
Other	39	.....	39	214	.....	214	244	.....	244
Proprietary Receipts from the Public	.....	26	-26	.....	33	-33	.....	23	-23
Intrabudgetary Transactions	-13	.....	-13	-468	.....	-468	-66	.....	-66
<b>Total--Department of State</b>	<b>1,996</b>	<b>26</b>	<b>1,969</b>	<b>12,816</b>	<b>33</b>	<b>12,782</b>	<b>11,808</b>	<b>23</b>	<b>11,785</b>
<b>Department of Transportation:</b>									
Office of the Secretary	86	.....	86	311	.....	311	386	.....	386
Federal Aviation Administration:									
Operations	-27	.....	-27	680	.....	680	907	.....	907
Airport and Airway Trust Fund:									
Grants-In-Aid for Airports	230	.....	230	1,625	.....	1,625	1,609	.....	1,609
Facilities and Equipment	223	.....	223	1,228	.....	1,228	1,226	.....	1,226
Research, Engineering, and Development	14	.....	14	78	.....	78	71	.....	71
Trust Fund Share of FAA Operations	850	.....	850	4,190	.....	4,190	3,900	.....	3,900
Total--Airport and Airway Trust Fund	1,317	.....	1,317	7,121	.....	7,121	6,806	.....	6,806
Other	31	(**)	31	15	38	-23	-70	18	-87
Total--Federal Aviation Administration	1,321	(**)	1,321	7,817	38	7,779	7,644	18	7,626
Federal Highway Administration:									
Highway Trust Fund:									
Federal-Aid Highways	2,895	.....	2,895	18,808	.....	18,808	17,957	.....	17,957
Other	3	.....	3	7	.....	7	2	.....	2
Other Programs	22	.....	22	146	.....	146	70,157	.....	70,157
Total--Federal Highway Administration	2,919	.....	2,919	18,961	.....	18,961	88,116	.....	88,116
Federal Motor Carrier Safety Administration	46	.....	46	266	.....	266	274	.....	274
National Highway Traffic Safety Administration	69	.....	69	469	.....	469	490	.....	490
Federal Railroad Administration:									
Operating Subsidy Grants to the National Railroad Passenger Corporation	.....	.....	.....	.....	.....	.....	216	.....	216
Capital and Debt Service Grants to the National Railroad Passenger Corporation	39	.....	39	171	.....	171	674	.....	674
Capital Assistance for High Speed Rail Corridors and Intercity Passenger Rail Service	278	.....	278	1,239	.....	1,239	893	.....	893
Other	560	.....	560	986	.....	986	252	.....	252
Total--Federal Railroad Administration	876	.....	876	2,396	.....	2,396	2,036	.....	2,036
Federal Transit Administration:									
Formula Grants	2	.....	2	14	.....	14	13	.....	13
Capital Investment Grants	152	.....	152	803	.....	803	905	.....	905
Transit Formula Grants	828	.....	828	3,994	.....	3,994	4,172	.....	4,172
Transit Capital Assistance, Recovery Act	.....	.....	.....	.....	.....	.....	(**)	.....	(**)
Other	58	.....	58	388	.....	388	476	.....	476
Total--Federal Transit Administration	1,040	.....	1,040	5,198	.....	5,198	5,565	.....	5,565
Maritime Administration	56	(**)	56	168	(**)	168	85	(**)	85
Other	40	3	38	236	15	221	217	18	198
Proprietary Receipts from the Public	.....	3	-3	.....	46	-46	.....	69	-69
Intrabudgetary Transactions:									
Payment from the General Fund, Highway Trust Fund	.....	.....	.....	.....	.....	.....	-70,000	.....	-70,000
Other	(**)	.....	(**)	-93	.....	-93	-101	.....	-101
Offsetting Governmental Receipts	.....	3	-3	.....	3	-3	.....	1	-1
<b>Total--Department of Transportation</b>	<b>6,456</b>	<b>8</b>	<b>6,448</b>	<b>35,729</b>	<b>101</b>	<b>35,628</b>	<b>34,711</b>	<b>106</b>	<b>34,605</b>
<b>Department of the Treasury:</b>									
Departmental Offices:									
Exchange Stabilization Fund	13	12	1	61	68	-6	22	42	-20
Grants for Specified Energy Property in Lieu of Tax Credit	264	.....	264	754	.....	754	71	.....	71
Housing and Economic Recovery Programs	1	.....	1	1	.....	1	1	.....	1
Troubled Asset Relief Program	240	.....	240	1,869	.....	1,869	2,476	.....	2,476
Other	158	.....	158	981	.....	981	851	.....	851
Bureau of the Fiscal Service:									
Payment to the Resolution Funding Corporation	.....	.....	.....	1,314	.....	1,314	1,314	.....	1,314
Financial Agent Services	68	.....	68	371	.....	371	318	.....	318
Interest Paid to Credit Financing Accounts	.....	.....	.....	13	.....	13	.....	.....	.....
Claims, Judgements, and Relief Acts	852	.....	852	2,693	.....	2,693	2,136	.....	2,136
Other	279	(**)	279	677	(**)	676	3,367	2	3,365
Total--Bureau of the Fiscal Service	1,199	(**)	1,199	5,068	(**)	5,067	7,135	2	7,133

**Table 5. Outlays of the U.S. Government, March 2017 and Other Periods - Continued**

Classification	This Month			Current Fiscal Year to Date			Prior Fiscal Year to Date		
	Gross Outlays	Applicable Receipts	Outlays	Gross Outlays	Applicable Receipts	Outlays	Gross Outlays	Applicable Receipts	Outlays
<b>Department of the Treasury: - Continued</b>									
Federal Financing Bank	-330	.....	-330	-732	.....	-732	-720	.....	-720
Alcohol and Tobacco Tax and Trade Bureau:									
Salaries and Expenses	8	.....	8	53	.....	53	51	.....	51
Internal Revenue Collections for Puerto Rico	33	.....	33	186	.....	186	225	.....	225
Bureau of Engraving and Printing	11	.....	11	-5	.....	-5	-7	.....	-7
United States Mint	234	278	-44	1,835	1,898	-63	1,559	1,741	-182
Internal Revenue Service:									
Taxpayer Services	189	.....	189	1,184	.....	1,184	1,137	.....	1,137
Enforcement	366	.....	366	2,305	.....	2,305	2,338	.....	2,338
Operations Support	335	.....	335	2,100	.....	2,100	2,113	.....	2,113
Build America Bond Payments, Recovery Act	332	.....	332	1,941	.....	1,941	1,952	.....	1,952
Refundable Premium Tax Credits and Cost Sharing Reductions	3,780	.....	3,780	18,621	.....	18,621	14,891	.....	14,891
Payment Where Earned Income Credit Exceeds Liability for Tax	13,859	.....	13,859	50,947	.....	50,947	52,935	.....	52,935
Payment Where Child Tax Credit Exceeds Liability for Tax	4,406	.....	4,406	16,734	.....	16,734	17,719	.....	17,719
Payment Where American Opportunity Tax Credit Exceeds Liability for Tax	1,042	.....	1,042	2,663	.....	2,663	3,183	.....	3,183
Refunding Internal Revenue Collections, Interest	102	.....	102	598	.....	598	963	.....	963
Other	234	.....	234	794	1	793	683	.....	683
Total--Internal Revenue Service	24,646	.....	24,646	97,887	1	97,886	97,914	.....	97,914
Comptroller of the Currency	82	585	-503	567	605	-38	523	578	-55
Interest on the Public Debt:									
Interest on Treasury Debt Securities (Gross):									
Public Issues (Accrual Basis)	29,908	.....	29,908	142,411	.....	142,411	119,383	.....	119,383
Special Issues (Cash Basis)	4,877	.....	4,877	80,551	.....	80,551	69,707	.....	69,707
Total--Interest on Treasury Debt Securities (Gross)	34,785	.....	34,785	222,961	.....	222,961	189,090	.....	189,090
Total--Interest on the Public Debt	34,785	.....	34,785	222,961	.....	222,961	189,090	.....	189,090
Other	11	.....	11	57	.....	57	56	.....	56
Proprietary Receipts from the Public	.....	9,483	-9,483	.....	17,642	-17,642	.....	9,055	-9,055
Intrabudgetary Transactions	-292	.....	-292	-703	.....	-703	-1,500	.....	-1,500
<b>Total--Department of the Treasury</b>	<b>61,063</b>	<b>10,359</b>	<b>50,704</b>	<b>330,842</b>	<b>20,214</b>	<b>310,627</b>	<b>297,749</b>	<b>11,418</b>	<b>286,331</b>
<b>Department of Veterans Affairs:</b>									
Joint DOD-VA Medical Facility Demonstration Fund	34	.....	34	199	.....	199	188	.....	188
Veterans Health Administration:									
Veterans Choice Fund, Veterans Health Administration	648	.....	648	2,337	.....	2,337	1,273	.....	1,273
Medical Services	4,579	.....	4,579	26,468	.....	26,468	24,988	.....	24,988
Medical Support and Compliance	490	.....	490	2,985	.....	2,985	2,891	.....	2,891
Medical Facilities	484	.....	484	2,652	.....	2,652	2,607	.....	2,607
Other	96	39	57	603	232	371	574	227	347
Benefits Programs:									
Public Enterprise Funds:									
Housing Accounts	(**)	1	-1	1	7	-6	1	6	-5
Other	97	94	3	445	440	6	485	464	21
Compensation and Pensions	13,837	.....	13,837	41,584	.....	41,584	38,999	.....	38,999
Readjustment Benefits	1,910	.....	1,910	7,325	.....	7,325	7,599	.....	7,599
Veterans Housing Benefit Program Fund	124	.....	124	496	.....	496	644	.....	644
Insurance Funds:									
National Service Life	87	.....	87	424	.....	424	456	.....	456
Veterans Special Life	19	1	17	89	47	42	90	51	39
Other	10	.....	10	49	.....	49	33	.....	33
Total--Benefits Programs	16,084	97	15,987	50,413	493	49,920	48,307	522	47,785
Departmental Administration:									
Construction	95	.....	95	613	.....	613	1,274	.....	1,274
Information Technology Systems	314	.....	314	2,153	.....	2,153	1,940	.....	1,940
General Operating Expenses	-118	.....	-118	1,273	(**)	1,273	1,407	(**)	1,407
Other	59	.....	59	590	.....	590	701	.....	701
Proprietary Receipts from the Public:									
National Service Life	.....	5	-5	.....	31	-31	.....	37	-37
Other	.....	2,001	-2,001	.....	3,575	-3,575	.....	2,221	-2,221
Intrabudgetary Transactions	-66	.....	-66	-75	.....	-75	11	.....	11
<b>Total--Department of Veterans Affairs</b>	<b>22,700</b>	<b>2,142</b>	<b>20,559</b>	<b>90,211</b>	<b>4,331</b>	<b>85,880</b>	<b>86,160</b>	<b>3,006</b>	<b>83,154</b>

**Table 5. Outlays of the U.S. Government, March 2017 and Other Periods - Continued**

[\$ millions]

Classification	This Month			Current Fiscal Year to Date			Prior Fiscal Year to Date		
	Gross Outlays	Applicable Receipts	Outlays	Gross Outlays	Applicable Receipts	Outlays	Gross Outlays	Applicable Receipts	Outlays
<b>Corps of Engineers:</b>									
Construction	205	.....	205	1,111	.....	1,111	518	.....	518
Operation and Maintenance	273	.....	273	1,515	.....	1,515	1,470	.....	1,470
Flood Control and Coastal Emergencies	19	.....	19	227	.....	227	253	.....	253
Rivers and Harbors Contributed Funds	31	.....	31	221	.....	221	239	.....	239
Other	189	.....	189	655	.....	655	764	.....	764
Proprietary Receipts from the Public	.....	47	-47	.....	261	-261	.....	255	-255
Intrabudgetary Transactions	(**)	.....	(**)	(**)	.....	(**)	1	.....	1
<b>Total--Corps of Engineers</b>	<b>717</b>	<b>47</b>	<b>670</b>	<b>3,730</b>	<b>261</b>	<b>3,468</b>	<b>3,244</b>	<b>255</b>	<b>2,988</b>
<b>Other Defense Civil Programs:</b>									
Military Retirement:									
Payment to Military Retirement Fund	.....	.....	.....	81,192	.....	81,192	79,289	.....	79,289
Military Retirement Fund	9,226	.....	9,226	28,827	.....	28,827	28,600	.....	28,600
Retiree Health Care:									
Payment to Department of Defense Medicare-Eligible Retiree Health Care Fund	.....	.....	.....	5,670	.....	5,670	3,324	.....	3,324
Department of Defense Medicare-Eligible Retiree Health Care Fund	826	.....	826	5,039	.....	5,039	4,968	.....	4,968
Educational Benefits	28	.....	28	153	.....	153	177	.....	177
Other	22	.....	22	148	.....	148	141	.....	141
Proprietary Receipts from the Public	.....	2	-2	.....	10	-10	.....	10	-10
Intrabudgetary Transactions	-1,064	.....	-1,064	-91,461	.....	-91,461	-83,898	.....	-83,898
<b>Total--Other Defense Civil Programs</b>	<b>9,039</b>	<b>2</b>	<b>9,037</b>	<b>29,568</b>	<b>10</b>	<b>29,557</b>	<b>32,603</b>	<b>10</b>	<b>32,593</b>
<b>Environmental Protection Agency:</b>									
Science and Technology	58	.....	58	378	.....	378	256	.....	256
Environmental Programs and Management	190	.....	190	1,274	.....	1,274	1,528	.....	1,528
State and Tribal Assistance Grants	240	.....	240	2,121	.....	2,121	2,213	.....	2,213
Payment to the Hazardous Substance Superfund	309	.....	309	463	.....	463	812	.....	812
Hazardous Substance Superfund	86	.....	86	541	.....	541	484	.....	484
Other	62	(**)	61	193	25	168	114	21	93
Proprietary Receipts from the Public	.....	38	-38	.....	80	-80	.....	25	-25
Intrabudgetary Transactions	-311	.....	-311	-437	.....	-437	-761	.....	-761
Offsetting Governmental Receipts	.....	4	-4	.....	13	-13	.....	12	-12
<b>Total--Environmental Protection Agency</b>	<b>633</b>	<b>42</b>	<b>591</b>	<b>4,533</b>	<b>118</b>	<b>4,415</b>	<b>4,645</b>	<b>59</b>	<b>4,587</b>
<b>Executive Office of the President:</b>									
The White House	3	.....	3	29	.....	29	28	.....	28
Office of Management and Budget	7	.....	7	48	.....	48	47	.....	47
Unanticipated Needs	3	.....	3	15	.....	15	10	.....	10
Other	15	(**)	15	105	(**)	105	111	.....	111
Proprietary Receipts from the Public	.....	(**)	(**)	.....	(**)	(**)	.....	(**)	(**)
Intrabudgetary Transactions	.....	.....	.....	(**)	.....	(**)	(**)	.....	(**)
<b>Total--Executive Office of the President</b>	<b>28</b>	<b>(**)</b>	<b>28</b>	<b>197</b>	<b>(**)</b>	<b>197</b>	<b>197</b>	<b>(**)</b>	<b>196</b>
<b>General Services Administration:</b>									
Real Property Activities	-121	.....	-121	-321	.....	-321	-468	.....	-468
Supply and Technology Activities	160	.....	160	-37	.....	-37	26	.....	26
General Activities	14	.....	14	158	.....	158	131	.....	131
Proprietary Receipts from the Public	.....	-2	2	.....	30	-30	.....	86	-86
Intrabudgetary Transactions	(**)	.....	(**)	-3	.....	-3	-7	.....	-7
<b>Total--General Services Administration</b>	<b>53</b>	<b>-2</b>	<b>55</b>	<b>-202</b>	<b>30</b>	<b>-232</b>	<b>-319</b>	<b>86</b>	<b>-404</b>
<b>International Assistance Programs:</b>									
Millennium Challenge Corporation	59	.....	59	321	.....	321	351	.....	351
International Security Assistance:									
Foreign Military Financing Program	388	.....	388	3,826	.....	3,826	3,949	.....	3,949
Economic Support Fund	484	.....	484	3,136	.....	3,136	3,248	.....	3,248
Other	110	6	104	656	6	650	460	9	451
<b>Total--International Security Assistance</b>	<b>981</b>	<b>6</b>	<b>975</b>	<b>7,618</b>	<b>6</b>	<b>7,611</b>	<b>7,657</b>	<b>9</b>	<b>7,648</b>
Multilateral Assistance:									
Contribution to the International Development Association	687	.....	687	687	.....	687	1,197	.....	1,197
Other	342	.....	342	706	.....	706	1,124	.....	1,124
<b>Total--Multilateral Assistance</b>	<b>1,029</b>	<b>.....</b>	<b>1,029</b>	<b>1,393</b>	<b>.....</b>	<b>1,393</b>	<b>2,321</b>	<b>.....</b>	<b>2,321</b>
Agency for International Development:									



**Table 5. Outlays of the U.S. Government, March 2017 and Other Periods - Continued**

Classification	This Month			Current Fiscal Year to Date			Prior Fiscal Year to Date		
	Gross Outlays	Applicable Receipts	Outlays	Gross Outlays	Applicable Receipts	Outlays	Gross Outlays	Applicable Receipts	Outlays
<b>International Assistance Programs: - Continued</b>									
Development Assistance Program	209	.....	209	1,341	.....	1,341	1,286	.....	1,286
Assistance for Europe, Eurasia and Central Asia	11	.....	11	50	.....	50	22	.....	22
International Disaster Assistance	123	.....	123	1,143	.....	1,143	1,126	.....	1,126
Operating Expenses	58	.....	58	767	.....	767	665	.....	665
Other	19	(**)	19	244	(**)	244	-357	1	-358
Proprietary Receipts from the Public	.....	-1	1	.....	1	-1	.....	2	-2
Intrabudgetary Transactions	5	.....	5	-39	.....	-39	2	.....	2
<b>Total--Agency for International Development</b>	<b>425</b>	<b>-1</b>	<b>426</b>	<b>3,506</b>	<b>1</b>	<b>3,505</b>	<b>2,743</b>	<b>3</b>	<b>2,741</b>
<b>Overseas Private Investment Corporation:</b>									
Overseas Private Investment Corporation Accounts	6	5	1	49	89	-40	440	76	364
Proprietary Receipts from the Public	.....	32	-32	.....	120	-120	.....	466	-466
<b>Total--Overseas Private Investment Corporation</b>	<b>6</b>	<b>37</b>	<b>-30</b>	<b>49</b>	<b>209</b>	<b>-160</b>	<b>440</b>	<b>542</b>	<b>-102</b>
Peace Corps	36	1	35	199	3	196	205	1	203
International Monetary Programs	.....	.....	.....	.....	.....	.....	28	.....	28
<b>Military Sales Program:</b>									
Foreign Military Sales Trust Fund	2,656	.....	2,656	14,228	.....	14,228	15,018	.....	15,018
Other	4	92	-88	39	176	-137	26	160	-134
Proprietary Receipts from the Public	.....	2,810	-2,810	.....	15,011	-15,011	.....	16,825	-16,825
Other	12	(**)	12	53	1	52	53	(**)	53
<b>Total--International Assistance Programs</b>	<b>5,208</b>	<b>2,945</b>	<b>2,263</b>	<b>27,405</b>	<b>15,408</b>	<b>11,998</b>	<b>28,843</b>	<b>17,540</b>	<b>11,303</b>
<b>National Aeronautics and Space Administration:</b>									
Science	451	.....	451	2,672	.....	2,672	2,526	.....	2,526
Aeronautics	53	.....	53	314	.....	314	294	.....	294
Exploration	438	.....	438	2,027	.....	2,027	2,195	.....	2,195
Cross Agency Support	230	.....	230	1,403	.....	1,403	1,348	.....	1,348
Space Operations	277	.....	277	2,311	.....	2,311	2,369	.....	2,369
Other	135	.....	135	664	.....	664	572	.....	572
Proprietary Receipts from the Public	.....	(**)	(**)	.....	1	-1	.....	3	-3
Intrabudgetary Transactions	(**)	.....	(**)	-1	.....	-1	(**)	.....	(**)
<b>Total--National Aeronautics and Space Administration</b>	<b>1,584</b>	<b>(**)</b>	<b>1,584</b>	<b>9,390</b>	<b>1</b>	<b>9,389</b>	<b>9,303</b>	<b>3</b>	<b>9,300</b>
<b>National Science Foundation:</b>									
Research and Related Activities	464	.....	464	2,658	.....	2,658	2,507	.....	2,507
Education and Human Resources	70	.....	70	413	.....	413	421	.....	421
Other	46	.....	46	303	.....	303	274	.....	274
Proprietary Receipts from the Public	.....	4	-4	.....	26	-26	.....	16	-16
<b>Total--National Science Foundation</b>	<b>581</b>	<b>4</b>	<b>577</b>	<b>3,374</b>	<b>26</b>	<b>3,348</b>	<b>3,202</b>	<b>16</b>	<b>3,187</b>
<b>Office of Personnel Management:</b>									
Government Payment for Annuitants, Employees Health and Life Insurance Benefits									
Life Insurance Benefits	1,051	.....	1,051	6,250	.....	6,250	5,941	.....	5,941
Postal Service Retiree Health Benefits Fund	294	.....	294	1,714	.....	1,714	.....	.....	.....
Civil Service Retirement and Disability Fund	6,921	.....	6,921	41,723	.....	41,723	41,362	.....	41,362
Employees Life Insurance Fund	301	276	25	1,486	1,543	-57	1,441	2,037	-596
Employees and Retired Employees Health Benefits Fund	4,208	4,420	-212	25,243	26,381	-1,138	24,839	25,137	-298
Other	-31	.....	-31	58	.....	58	-141	.....	-141
Proprietary Receipts from the Public	.....	1	-1	.....	2	-2	.....	3	-3
<b>Intrabudgetary Transactions:</b>									
Postal Service Contributions	.....	.....	.....	-734	.....	-734	-751	.....	-751
<b>Civil Service Retirement and Disability Fund:</b>									
Other	-3	.....	-3	-21	.....	-21	-22	.....	-22
<b>Total--Office of Personnel Management</b>	<b>12,741</b>	<b>4,697</b>	<b>8,044</b>	<b>75,719</b>	<b>27,926</b>	<b>47,793</b>	<b>72,669</b>	<b>27,177</b>	<b>45,492</b>
<b>Small Business Administration:</b>									
Salaries and Expenses	46	.....	46	304	(**)	304	-40	.....	-40
Business Loans Program	1	(**)	1	9	2	7	433	1	432
Disaster Loans Program	10	(**)	10	85	(**)	84	217	(**)	216
Other	25	2	23	118	9	108	105	9	96
Proprietary Receipts from the Public	.....	-4	4	.....	-1	1	.....	1,652	-1,652
Intrabudgetary Transactions	-1	.....	-1	(**)	.....	(**)	2	.....	2
<b>Total--Small Business Administration</b>	<b>81</b>	<b>-2</b>	<b>83</b>	<b>516</b>	<b>10</b>	<b>505</b>	<b>717</b>	<b>1,662</b>	<b>-946</b>
<b>Social Security Administration:</b>									
Payments to Social Security Trust Funds	17	.....	17	18,494	.....	18,494	14,402	.....	14,402
Supplemental Security Income Program	9,207	.....	9,207	29,125	.....	29,125	29,374	.....	29,374
<b>Federal Old-Age and Survivors Insurance Trust Fund (Off-Budget):</b>									
Benefit Payments	66,069	.....	66,069	391,760	.....	391,760	377,787	.....	377,787
Administrative Expenses	250	.....	250	1,798	.....	1,798	1,741	.....	1,741
<b>Total--Federal Old-Age and Survivors Insurance Trust Fund (Off-Budget)</b>	<b>66,319</b>	<b>.....</b>	<b>66,319</b>	<b>393,558</b>	<b>.....</b>	<b>393,558</b>	<b>379,528</b>	<b>.....</b>	<b>379,528</b>

**Table 5. Outlays of the U.S. Government, March 2017 and Other Periods - Continued**

[\$ millions]

Classification	This Month			Current Fiscal Year to Date			Prior Fiscal Year to Date		
	Gross Outlays	Applicable Receipts	Outlays	Gross Outlays	Applicable Receipts	Outlays	Gross Outlays	Applicable Receipts	Outlays
<b>Social Security Administration: - Continued</b>									
Federal Disability Insurance Trust Fund (Off-Budget):									
Benefit Payments	12,002	.....	12,002	71,218	.....	71,218	71,404	.....	71,404
Administrative Expenses	224	.....	224	1,276	.....	1,276	1,350	.....	1,350
Total--Federal Disability Insurance Trust Fund (Off-Budget)	12,225	.....	12,225	72,495	.....	72,495	72,754	.....	72,754
Other	15	.....	15	75	.....	75	82	.....	82
Proprietary Receipts from the Public:									
On-Budget	.....	257	-257	.....	1,251	-1,251	.....	1,209	-1,209
Off-Budget	.....	23	-23	.....	39	-39	.....	40	-40
Intrabudgetary Transactions:									
Off-Budget <sup>1</sup>	-17	.....	-17	-18,494	.....	-18,494	-14,401	.....	-14,401
<b>Total--Social Security Administration</b>	<b>87,766</b>	<b>280</b>	<b>87,486</b>	<b>495,253</b>	<b>1,290</b>	<b>493,964</b>	<b>481,739</b>	<b>1,248</b>	<b>480,490</b>
<b>Independent Agencies:</b>									
Broadcasting Board of Governors	63	(**)	63	373	(**)	373	368	(**)	368
Bureau of Consumer Financial Protection	60	(**)	60	345	(**)	345	327	(**)	327
Corporation for National and Community Service	85	(**)	85	480	1	480	474	(**)	473
Corporation for Public Broadcasting	.....	.....	.....	445	.....	445	484	.....	484
District of Columbia:									
Courts	25	(**)	25	157	(**)	157	142	(**)	142
General and Special Payments	45	(**)	45	277	23	254	360	29	331
Equal Employment Opportunity Commission	28	(**)	27	186	1	185	185	1	184
Export-Import Bank of the United States	2	(**)	1	(**)	5	-6	32	1,703	-1,672
Federal Communications Commission:									
Universal Service Fund	819	.....	819	4,889	.....	4,889	4,868	.....	4,868
Spectrum Auction Program Account	.....	.....	.....	(**)	.....	(**)	(**)	.....	(**)
Other	36	3	33	107	14	92	109	15	94
Federal Deposit Insurance Corporation:									
Deposit Insurance Fund	-3,026	.....	-3,026	-6,533	.....	-6,533	-6,380	.....	-6,380
FSLIC Resolution Fund	(**)	(**)	(**)	(**)	9	-8	516	1	515
Total--Federal Deposit Insurance Corporation	-3,025	(**)	-3,026	-6,533	9	-6,541	-5,864	1	-5,865
Federal Drug Control Programs	20	.....	20	210	.....	210	114	.....	114
Federal Housing Finance Agency	25	.....	25	133	.....	133	124	.....	124
Institute of Museum and Library Services	14	(**)	14	108	(**)	108	106	(**)	106
Intelligence Community Management Account	31	.....	31	214	(**)	214	225	.....	225
Legal Services Corporation	62	.....	62	185	.....	185	155	.....	155
National Archives and Records Administration	33	2	31	214	9	205	211	10	201
National Credit Union Administration	22	209	-187	424	2,220	-1,795	211	1,155	-944
National Endowment for the Arts	9	(**)	9	70	(**)	70	75	1	74
National Endowment for the Humanities	14	(**)	14	72	1	72	65	(**)	65
National Labor Relations Board	22	(**)	22	136	(**)	136	137	(**)	137
Nuclear Regulatory Commission	78	7	71	466	421	45	494	445	49
Postal Service:									
Off-Budget:									
Public Enterprise Funds	5,329	6,034	-705	43,214	44,689	<sup>2</sup> -1,475	46,368	48,223	-1,855
Other	.....	.....	.....	151	.....	151	264	.....	264
Other	.....	.....	.....	.....	.....	.....	96	.....	96
Railroad Retirement Board:									
Federal Windfall Subsidy	2	.....	2	12	.....	12	15	.....	15
Federal Payments to the Railroad Retirement Accounts	(**)	.....	(**)	355	.....	355	412	.....	412
Railroad Unemployment Insurance Trust Fund:									
Benefit Payments	10	.....	10	65	.....	65	72	.....	72
Transfer To Administrative Funds	1	.....	1	8	.....	8	8	.....	8
Rail Industry Pension Fund:									
Benefit Payments	444	.....	444	2,652	.....	2,652	2,597	.....	2,597
OASDI Certifications	-1	.....	-1	-3	.....	-3	-3	.....	-3
Transfer to Administrative Funds	6	.....	6	36	.....	36	34	.....	34
Other	(**)	.....	(**)	(**)	.....	(**)	(**)	.....	(**)
National Railroad Retirement Investment Trust:									
Administrative Expenses	5	.....	5	32	.....	32	36	.....	36
Transfers to the Railroad Retirement Trust Funds from the National Railroad Retirement Investment Trust	262	.....	262	989	.....	989	645	.....	645
Railroad Social Security Equivalent Benefit Account:									

**Table 5. Outlays of the U.S. Government, March 2017 and Other Periods - Continued**

Classification	This Month			Current Fiscal Year to Date			Prior Fiscal Year to Date		
	Gross Outlays	Applicable Receipts	Outlays	Gross Outlays	Applicable Receipts	Outlays	Gross Outlays	Applicable Receipts	Outlays
<b>Independent Agencies: - Continued</b>									
Benefit Payments	594	.....	594	3,558	.....	3,558	3,538	.....	3,538
Transfer To Administrative Funds	3	.....	3	15	.....	15	14	.....	14
Other	2	.....	2	1	.....	1	-6	.....	-6
Proprietary Receipts from the Public	.....	462	-462	.....	1,364	-1,364	.....	-970	970
Intrabudgetary Transactions:									
Other	-263	.....	-263	-1,345	.....	-1,345	-1,057	.....	-1,057
<b>Total--Railroad Retirement Board</b>	<b>1,066</b>	<b>462</b>	<b>604</b>	<b>6,376</b>	<b>1,364</b>	<b>5,012</b>	<b>6,305</b>	<b>-970</b>	<b>7,275</b>
Securities and Exchange Commission	-371	(**)	-371	355	(**)	355	372	(**)	371
Smithsonian Institution	85	(**)	85	502	(**)	502	484	(**)	484
Tennessee Valley Authority	4,427	4,492	-65	25,819	26,063	-244	21,882	21,639	243
Other	130	26	103	2,427	494	1,934	1,780	389	1,391
<b>Total--Independent Agencies</b>	<b>9,134</b>	<b>11,237</b>	<b>-2,103</b>	<b>81,805</b>	<b>75,314</b>	<b>6,491</b>	<b>80,950</b>	<b>72,641</b>	<b>8,309</b>
<b>Undistributed Offsetting Receipts:</b>									
Other Interest	.....	.....	.....	.....	(**)	(**)	.....	(**)	(**)
Employer Share, Employee Retirement:									
Department of Health and Human Services:									
Federal Hospital Insurance Trust Fund:									
Federal Employer Contributions	-307	.....	-307	-1,844	.....	-1,844	-1,761	.....	-1,761
Postal Service Employer Contributions	-56	.....	-56	-338	.....	-338	-324	.....	-324
Department of State:									
Foreign Service Retirement and Disability Fund	-39	.....	-39	-176	.....	-176	-182	.....	-182
Other Defense Civil Programs:									
Military Retirement Fund	-1,521	.....	-1,521	-15,785	.....	-15,785	-16,407	.....	-16,407
Department of Defense Medicare-Eligible Retiree Health Care Fund									
.....	.....	.....	.....	-7,165	.....	-7,165	-6,825	.....	-6,825
Office of Personnel Management:									
Civil Service Retirement and Disability Fund	-2,473	.....	-2,473	-15,154	.....	-15,154	-14,679	.....	-14,679
Social Security Administration:									
Federal Old-Age and Survivors Insurance Trust Fund:									
Federal Employer Contributions	-1,220	.....	-1,220	-6,730	.....	-6,730	-6,648	.....	-6,648
Federal Disability Insurance Trust Fund:									
Federal Employer Contributions	-288	.....	-288	-1,590	.....	-1,590	-1,358	.....	-1,358
Other	(**)	.....	(**)	-1	.....	-1	-2	.....	-2
<b>Total--Employer Share, Employee Retirement</b>	<b>-5,904</b>	<b>.....</b>	<b>-5,904</b>	<b>-48,784</b>	<b>.....</b>	<b>-48,784</b>	<b>-48,186</b>	<b>.....</b>	<b>-48,186</b>
Interest Received by Trust Funds:									
Judicial Branch:									
Judicial Survivors Annuity Fund	(**)	.....	(**)	(**)	.....	(**)	5	.....	5
Department of Health and Human Services:									
Federal Hospital Insurance Trust Fund	-27	.....	-27	-3,692	.....	-3,692	-3,978	.....	-3,978
Federal Supplementary Medical Insurance Trust Fund	-78	.....	-78	-1,152	.....	-1,152	-963	.....	-963
Department of Homeland Security:									
Oil Spill Liability Trust Fund	-4	.....	-4	-18	.....	-18	-20	.....	-20
Other	-1	.....	-1	-7	.....	-7	-5	.....	-5
Department of Labor:									
Unemployment Trust Fund	-18	.....	-18	-604	.....	-604	-509	.....	-509
Department of State:									
Foreign Service Retirement and Disability Fund	(**)	.....	(**)	-283	.....	-283	-297	.....	-297
Department of Transportation:									
Airport and Airway Trust Fund	-7	.....	-7	-142	.....	-142	-132	.....	-132
Department of Veterans Affairs:									
National Service Life Insurance Fund	-1	.....	-1	-81	.....	-81	-98	.....	-98
United States Government Life Insurance Fund	(**)	.....	(**)	(**)	.....	(**)	(**)	.....	(**)
Corps of Engineers	-2	.....	-2	-36	.....	-36	-43	.....	-43
Other Defense Civil Programs:									
Military Retirement Fund	-2,838	.....	-2,838	-8,296	.....	-8,296	1,032	.....	1,032
Educational Benefits Fund	-3	.....	-3	-28	.....	-28	-25	.....	-25
Armed Forces Retirement Home	(**)	.....	(**)	(**)	.....	(**)	-1	.....	-1
Environmental Protection Agency	-1	.....	-1	-24	.....	-24	-20	.....	-20
Office of Personnel Management:									
Civil Service Retirement and Disability Fund	-18	.....	-18	-13,269	.....	-13,269	-14,246	.....	-14,246
Social Security Administration:									
Federal Old-Age and Survivors Insurance Trust Fund	-87	.....	-87	-42,592	.....	-42,592	-44,587	.....	-44,587
Federal Disability Insurance Trust Fund	-20	.....	-20	-761	.....	-761	-848	.....	-848
Independent Agencies:									
Railroad Retirement Board	-4	.....	-4	-16	.....	-16	-26	.....	-26
Other	(**)	.....	(**)	-9	.....	-9	-8	.....	-8

**Table 5. Outlays of the U.S. Government, March 2017 and Other Periods - Continued**

Classification	This Month			Current Fiscal Year to Date			Prior Fiscal Year to Date		
	Gross Outlays	Applicable Receipts	Outlays	Gross Outlays	Applicable Receipts	Outlays	Gross Outlays	Applicable Receipts	Outlays
<b>Undistributed Offsetting Receipts: - Continued</b>									
Other	-44	.....	-44	-199	.....	-199	-91	.....	-91
Total--Interest Received by Trust Funds	-3,153	.....	-3,153	-71,211	.....	-71,211	-64,860	.....	-64,860
Rents and Royalties on the Outer Continental Shelf Lands	.....	323	-323	.....	1,524	-1,524	.....	1,150	-1,150
<b>Total--Undistributed Offsetting Receipts</b>	<b>-9,058</b>	<b>323</b>	<b>-9,381</b>	<b>-119,995</b>	<b>1,524</b>	<b>-121,519</b>	<b>-113,046</b>	<b>1,150</b>	<b>-114,196</b>
<b>Total Outlays</b>	<b>439,328</b>	<b>46,512</b>	<b>392,816</b>	<b>2,229,728</b>	<b>229,737</b>	<b>1,999,991</b>	<b>2,150,582</b>	<b>215,003</b>	<b>1,935,579</b>
<b>Total On-Budget</b>	<b>357,087</b>	<b>40,455</b>	<b>316,632</b>	<b>1,790,477</b>	<b>185,009</b>	<b>1,605,468</b>	<b>1,719,511</b>	<b>166,740</b>	<b>1,552,771</b>
<b>Total Off-Budget</b>	<b>82,241</b>	<b>6,057</b>	<b>76,184</b>	<b>439,251</b>	<b>44,728</b>	<b>394,523</b>	<b>431,071</b>	<b>48,262</b>	<b>382,809</b>
<b>Total Surplus (+) or Deficit (-)</b>			<b>-176,232</b>			<b>-526,855</b>			<b>-459,361</b>
<b>Total On-Budget</b>			<b>-174,446</b>			<b>-535,641</b>			<b>-459,247</b>
<b>Total Off-Budget</b>			<b>-1,786</b>			<b>+8,787</b>			<b>-114</b>

**MEMORANDUM**

Receipts Offset Against Outlays (In Millions)

	Current Fiscal Year to Date	Comparable Period Prior Fiscal Year
Proprietary Receipts	104,798	93,695
Intrabudgetary Transactions	404,796	452,057
Governmental Receipts	6,352	5,755
<b>Total Receipts Offset Against Outlays</b>	<b>515,946</b>	<b>551,507</b>

1 Includes FICA and SECA tax credits, non-contributory military service credits, special benefits for the aged and credit for the unnegotiated OASI benefit checks.

2 Applicable Receipts decreased by \$1.7 billion due to additional reporting for

the month of October 2016.

Note: Details may not add to totals due to rounding.

... No Transactions

(\*\*) Less than absolute value of \$500,000

**Table 6. Means of Financing the Deficit or Disposition of Surplus by the U.S. Government, March 2017 and Other Periods**

Assets and Liabilities Directly Related to Budget Off-Budget Activity	Net Transactions (- denotes net reduction of either liability or asset accounts)			Account Balances Current Fiscal Year		
	This Month	Fiscal Year to Date		Beginning of		Close of This Month
		This Year	Prior Year	This Year	This Month	
<b>Liability Accounts:</b>						
Borrowing from the Public:						
Treasury Securities, Issued Under General Financing Authorities:						
Debt Held by the Public	-41,699	196,258	801,030	14,173,423	14,411,380	14,369,681
Intragovernmental Holdings	-71,475	76,717	313,291	5,400,021	5,548,213	5,476,738
Total Treasury Securities Outstanding	-113,174	272,975	1,114,321	19,573,445	19,959,594	19,846,420
Plus Premium on Treasury Securities	-368	-1,709	-1,138	32,989	31,647	31,280
Less Discount on Treasury Securities	1,201	3,443	3,516	93,382	95,625	96,825
Total Treasury Securities Net of Premium and Discount	-114,742	267,823	1,109,667	19,513,050	19,895,615	19,780,874
Agency Securities, Issued Under Special Financing Authorities (See Schedule B; for Other Agency Borrowing, See Schedule C)						
Total Federal Securities	-34	-136	353	24,367	24,265	24,231
Total Federal Securities	-114,776	267,688	1,110,020	19,537,417	19,919,881	19,805,105
Deduct:						
Federal Securities Held as Investments of Government Accounts (See Schedule D)						
Less Discount on Federal Securities Held as Investments of Government Accounts	-71,531	76,267	308,315	5,395,699	5,543,497	5,471,966
Net Federal Securities Held as Investments of Government Accounts	-18	-244	1,505	26,706	26,480	26,462
Total Borrowing from the Public	-71,514	76,511	306,810	5,368,993	5,517,017	5,445,504
Total Borrowing from the Public	-43,262	191,177	803,209	14,168,425	14,402,863	14,359,601
Accrued Interest Payable to the Public	14,045	365	1,665	57,122	43,442	57,487
Allocations of Special Drawing Rights	105	-1,376	179	49,294	47,814	47,918
Uninvested Balances, Deposit Funds	108,279	109,944	-200,792	15,728	17,393	125,673
Miscellaneous Liability Accounts (Includes Checks Outstanding Etc.)	778	2,730	3,230	8,840	10,792	11,570
<b>Total Liability Accounts</b>	<b>79,945</b>	<b>302,840</b>	<b>607,492</b>	<b>14,299,409</b>	<b>14,522,304</b>	<b>14,602,249</b>
<b>Asset Accounts (Deduct)</b>						
Cash and Monetary Assets:						
U.S. Treasury Operating Cash:						
Federal Reserve Account <sup>2</sup>	-97,081	-261,106	115,119	353,312	189,287	92,205
Balance	-97,081	-261,106	115,119	353,312	189,287	92,205
Special Drawing Rights:						
Total Holdings	108	-705	186	50,054	49,241	49,349
SDR Certificates Issued to Federal Reserve Banks	.....	.....	.....	-5,200	-5,200	-5,200
Balance	108	-705	186	44,854	44,041	44,149
Reserve Position on the U.S. Quota in the IMF:						
U.S. Subscription to International Monetary Fund:						
Direct Quota Payments	.....	.....	57,205	111,629	111,629	111,629
Maintenance of Value Adjustments	245	-3,234	590	4,215	736	981
Letter of Credit Issued to IMF	95	850	-58,631	-107,481	-106,726	-106,631
Dollar Deposits with the IMF	-8	-4	-146	-309	-304	-313
Receivable/Payable (-) for Interim Maintenance of Value						
Adjustments	-223	2,953	-618	1,515	4,691	4,468
Balance	109	565	-1,600	9,570	10,026	10,135
Loans to International Monetary Fund	.....	-431	-1,485	9,377	8,946	8,946
Other Cash and Monetary Assets	212	88	265	25,542	25,419	25,631
Total Cash and Monetary Assets	-96,653	-261,589	112,486	442,654	277,719	181,066
Non-Federal Securities of the National Railroad Retirement Investment Trust						
Net Activity, Guaranteed Loan Financing (See Schedule E)	145	222	-1,465	23,962	24,039	24,184
Net Activity, Direct Loan Financing (See Schedule E)	1,893	2,377	2,351	27,550	28,033	29,927
Miscellaneous Asset Accounts	-887	33,785	34,014	1,227,096	1,261,768	1,260,881
Miscellaneous Asset Accounts	-786	1,137	-729	-1,230	693	-93
<b>Total Asset Accounts</b>	<b>-96,288</b>	<b>-224,068</b>	<b>146,657</b>	<b>1,720,032</b>	<b>1,592,252</b>	<b>1,495,964</b>
<b>Excess of Liabilities (+) or Assets (-)</b>	<b>176,232</b>	<b>526,907</b>	<b>460,836</b>	<b>12,579,376</b>	<b>12,930,051</b>	<b>13,106,284</b>
Transactions Not Applied to Current Year's Surplus or Deficit (See Schedule A for Details)						
	.....	-53	-1,475	.....	-53	-53
<b>Total Budget and Off-Budget Federal Entities (Financing of Deficit (+) or Disposition of Surplus (-))</b>	<b>176,232</b>	<b>526,855</b>	<b>459,361</b>	<b>12,579,376</b>	<b>12,929,999</b>	<b>13,106,231</b>

1 Amount increased by \$1.7 billion due to additional reporting by the United States Postal Service for the month of October 2016.

2 Major sources of information used to determine Treasury's operating cash balance include Federal Reserve Banks, Treasury Regional Finance Centers, Internal Revenue Service Centers, various electronic systems, and information on the Public Debt. Information is presented on a modified cash basis. Deposits are reflected as received and withdrawals are reflected as processed.

3 Amount increased by \$843 million due to additional reporting by the Department of the Treasury for fiscal years 2011 through 2016. Note: Details may not add to totals due to rounding.

... No Transactions

**Table 6. Schedule A-Analysis of Change in Excess of Liabilities of the U.S. Government, March 2017 and Other Periods**

Classification	[\$ millions]		
	This Month	Fiscal Year to Date	
		This Year	Prior Year
<b>Excess of Liabilities Beginning of Period:</b>			
Based on Composition of Unified Budget in Preceding Period	12,927,570	12,580,299	11,992,531
Adjustments During Current Fiscal Year for Changes in Composition of Unified Budget:			
Revisions by Federal Agencies to the Prior Budget Results	2,481	-923	1,028
Excess of Liabilities Beginning of Period (Current Basis)	12,930,051	12,579,376	11,993,559
<b>Budget Surplus (-) or Deficit:</b>			
Based on Composition of Unified Budget in Prior Fiscal Year	176,232	526,855	459,361
Total Surplus (-) or Deficit (Table 2)	176,232	526,855	459,361
Total-On-Budget (Table 2)	174,446	535,641	459,247
Total-Off-Budget (Table 2)	1,786	-8,787	114
<b>Transactions Not Applied to Current Year's Surplus or Deficit:</b>			
Premium/Discount on Buyback of U.S. Treasury Securities	.....	(**)	.....
Reclassification of Aged Unreconciled Accounts	.....	.....	632
Other	.....	53	843
Total-Transactions Not Applied to Current Year's Surplus or Deficit	.....	53	1,475
<b>Excess of Liabilities Close of Period</b>	<b>13,106,284</b>	<b>13,106,284</b>	<b>12,454,395</b>

Note: Details may not add to totals due to rounding.

(\*\*) Less than absolute value of \$500,000

... No Transactions

**Table 6. Schedule B-Securities Issued by Federal Agencies Under Special Financing Authorities, March 2017 and Other Periods**

Classification	[\$ millions]					
	This Month	Net Transactions (-) denotes net reduction of liability accounts		Account Balances Current Fiscal Year		
		Fiscal Year to Date		Beginning of		Close of
	This Year	Prior Year	This Year	This Month	This Month	
<b>Agency Securities, Issued Under Special Financing Authorities:</b>						
<b>Obligations Guaranteed by the United States, Issued By:</b>						
Department of Housing and Urban Development:						
Federal Housing Administration	.....	.....	.....	19	19	19
<b>Obligations Not Guaranteed by the United States, Issued By:</b>						
Legislative Branch:						
Architect of the Capitol	1	-4	-4	98	93	94
Independent Agencies:						
Federal Communications Commission	.....	.....	.....	(**)	(**)	(**)
National Archives and Records Administration	.....	-11	-10	75	64	64
Tennessee Valley Authority	-34	-120	367	24,175	24,089	24,055
<b>Total Agency Securities</b>	<b>-34</b>	<b>-136</b>	<b>353</b>	<b>24,367</b>	<b>24,265</b>	<b>24,231</b>

Note: Details may not add to totals due to rounding.

(\*\*) Less than absolute value of \$500,000

... No Transactions

**Table 6. Schedule C (Memorandum)-Federal Agency Borrowing Financed Through the Issue of Treasury Securities, March 2017 and Other Periods**

Classification	Transactions			Account Balances Current Fiscal Year		
	This Month	Fiscal Year to Date		Beginning of		Close of This Month
		This Year	Prior Year	This Year	This Month	
<b>Borrowing from the US Treasury:</b>						
Department of Agriculture:						
Farm Service Agency:						
Commodity Credit Corporation	-508	-4,361	14,727	14,938	11,086	10,578
Agricultural Credit Insurance Fund	-392	417	-632	9,799	10,609	10,217
Farm Storage Facility Loans	-59	188	56	878	1,126	1,066
Apple Loans Fund	.....	.....	.....	(**)	(**)	(**)
Emergency Boll Weevil Loan Fund	.....	.....	.....	5	5	5
Rural Housing Service:						
Rural Housing Insurance	-25	369	349	16,587	16,981	16,956
Rural Community Facility Loans Fund	-807	338	-77	7,226	8,371	7,564
Multifamily Housing Revitalization Loan Account	-22	-1	-6	317	338	316
Rural Business - Cooperative Service:						
Rural Business and Industry Loans	-42	-42	-37	71	71	30
Rural Development Loan Fund	-18	-13	-26	298	303	285
Rural Economic Development Loan Fund	-69	-58	-26	247	258	189
Renewable Energy Guaranteed Loan Account	-2	-2	(**)	4	4	2
Rural Microenterprise Investment Loans	-2	(**)	-2	31	33	31
Biorefinery Assistance Loan Account	-3	50	.....	3	55	53
Rural Utilities Service:						
Rural Water and Waste Disposal Fund	-1,139	-703	-536	13,153	13,589	12,450
Rural Electrification and Telecommunications Fund	-2,829	-2,572	-2,681	10,062	10,318	7,490
Rural Telephone Bank	-38	-38	-35	213	213	175
Distance Learning and Telemedicine Program	.....	9	-251	1,157	1,166	1,166
Foreign Agricultural Service	.....	.....	.....	636	636	636
Department of Commerce:						
National Oceanic and Atmospheric Administration:						
Fisheries Finance	.....	2	33	475	477	477
Department of Defense--Military Programs:						
Family Housing Improvement Loans	29	50	85	1,630	1,651	1,680
Department of Education:						
College Housing and Academic Facilities Loans	.....	.....	.....	25	25	25
Federal Direct Student Loans	17,845	99,598	92,923	1,024,453	1,106,206	1,124,051
Teach Grant Loans	.....	46	51	713	760	760
Temporary Student Loan Purchase Authority	.....	-888	-469	57,925	57,038	57,038
Federal Family Education Loans	.....	.....	.....	43,254	43,254	43,254
Department of Energy:						
Bonneville Power Administration Fund	.....	.....	234	4,759	4,759	4,759
Western Area Power Administration - Recovery Act	.....	.....	.....	97	97	97
Advanced Technology Vehicles Manufacturing Loans	.....	.....	.....	37	37	37
Title 17 Innovative Technology Loans	.....	14	24	316	330	330
Department of Health and Human Services:						
Consumer Operated and Oriented Plan	.....	-392	53	1,117	725	725
Consumer Operated and Oriented Plan Program Contingency Fund	.....	-82	49	293	211	211
Department of Homeland Security:						
National Flood Insurance Fund	.....	1,600	.....	23,000	24,600	24,600
Disaster Assistance Loan Fund	(**)	(**)	(**)	17	17	17
Department of Housing and Urban Development:						
Public and Indian Housing Programs:						
Low-Rent Public Housing - Loans and Other Expenses	.....	.....	.....	116	116	116
Native Hawaiian Housing Loans	.....	.....	.....	6	6	6
Housing Programs:						
Emergency Homeowners' Relief Fund	.....	.....	.....	1	1	1
Federal Housing Administration	.....	75	60	30,318	30,393	30,393
Green Retrofit Program for Multifamily Housing-Recovery Act	.....	.....	.....	5	5	5
Department of the Interior:						
Bureau of Indian Affairs and Bureau of Indian Education	.....	.....	.....	4	4	4
Bureau of Reclamation Loan Fund	.....	.....	(**)	32	32	32
Assistance to American Samoa Loan Fund	.....	(**)	(**)	9	9	9
Department of Labor:						
Black Lung Disability Trust Fund	.....	.....	.....	4,355	4,355	4,355

**Table 6. Schedule C (Memorandum)-Federal Agency Borrowing Financed Through the Issue of Treasury Securities, March 2017 and Other Periods - Continued**

Classification	[\$ millions]					
	Transactions			Account Balances Current Fiscal Year		
	This Month	Fiscal Year to Date		Beginning of		Close of This Month
This Year		Prior Year	This Year	This Month		
<b>Borrowing from the US Treasury: - Continued</b>						
Department of State:						
Repatriation Loans	.....	1	(**)	4	5	5
Department of Transportation:						
Federal Highway Administration:						
Transportation Infrastructure Finance and Innovation Fund	150	1,987	797	9,792	11,630	11,780
Federal Railroad Administration:						
Railroad Rehabilitation and Improvement Loan Fund	.....	130	32	1,076	1,205	1,205
Other	.....	.....	.....	(**)	(**)	(**)
Department of the Treasury:						
Departmental Offices:						
Community Development Financial Institutions Fund	(**)	2	2	69	71	71
Temporary Credit and Liquidity Program	.....	.....	.....	6,018	6,018	6,018
Troubled Asset Relief Program	.....	-289	.....	469	181	181
Small Business Lending Financing Fund	.....	.....	.....	462	462	462
Federal Financing Bank Revolving Fund	-290	1,147	-880	59,043	60,479	60,189
Department of Veterans Affairs:						
Veterans Housing Benefit Program Fund	-48	22	-38	500	570	522
Native American Veteran Housing Fund	.....	6	1	67	73	73
Vocational Rehabilitation Loan Fund	.....	2	3	1	3	3
Corps of Engineers:						
Washington Aqueduct	(**)	(**)	(**)	1	1	1
International Assistance Programs:						
International Security Assistance:						
Foreign Military Loan Program	.....	.....	.....	2,457	2,457	2,457
Military Debt Reduction	.....	.....	.....	41	41	41
Agency for International Development:						
International Debt Reduction	.....	.....	.....	410	410	410
Development Credit Authority Loan Fund	.....	.....	.....	3	3	3
Overseas Private Investment Corporation	204	568	336	2,491	2,855	3,058
International Monetary Programs	.....	.....	-5,899	.....	.....	.....
Small Business Administration:						
Business Loan Fund	.....	8	200	1,928	1,935	1,935
Disaster Loan Fund	.....	500	273	6,092	6,592	6,592
Independent Agencies:						
Export-Import Bank of the United States	.....	1,326	2,355	25,022	26,347	26,347
National Credit Union Administration	.....	-1,000	-600	1,000	.....	.....
Presidio Trust	.....	.....	.....	45	45	45
Railroad Retirement Board:						
Social Security Equivalent Benefit Account	337	2,024	1,883	3,577	5,264	5,601
Smithsonian Institution:						
John F. Kennedy Center Parking Facilities	.....	.....	.....	20	20	20
<b>Total Borrowing from the US Treasury</b>	<b>12,272</b>	<b>100,039</b>	<b>102,336</b>	<b>1,389,173</b>	<b>1,476,940</b>	<b>1,489,212</b>
<b>Borrowing from the Federal Financing Bank:</b>						
Department of Agriculture:						
Rural Utilities Service:						
Rural Electrification and Telecommunications Fund	-208	730	739	43,339	44,276	44,069
Department of Education:						
Historically Black College and University Capital Financing Fund	3	78	39	1,436	1,511	1,513
Department of Energy:						
Advanced Technology Vehicles Manufacturing Loans	-163	-325	-325	3,860	3,697	3,534
Title 17 Innovative Technology Loans	-220	-86	63	11,539	11,673	11,453
Department of Health and Human Services:						
Health Maintenance Organization Loan and Loan Guarantee Fund	.....	.....	.....	(**)	(**)	(**)
Department of Housing and Urban Development:						
Housing Programs:						
Federal Housing Administration	40	197	182	554	711	751
Department of the Treasury:						
Departmental Offices:						
Community Development Financial Institutions Fund	16	84	78	328	396	411
Department of Veterans Affairs:						
Guaranteed Transitional Housing Loans for Homeless Veterans	.....	(**)	(**)	4	4	4
Independent Agencies:						
Postal Service	.....	.....	.....	15,000	15,000	15,000
<b>Total Borrowing from the Federal Financing Bank</b>	<b>-531</b>	<b>678</b>	<b>777</b>	<b>76,058</b>	<b>77,268</b>	<b>76,736</b>

Note: Details may not add to totals due to rounding.

Note: This table includes lending by the Federal Financing Bank accomplished by the purchase of agency financial assets, by the acquisition of agency debt securities, and by direct loans on behalf of an agency. The Federal Financing Bank borrows from Treasury and issues its own securities and in turn may loan

these funds to agencies in lieu of agencies borrowing directly through Treasury or issuing their own securities.

... No Transactions

(\*\*) Less than absolute value of \$500,000



**Table 6. Schedule D-Investments of Federal Government Accounts in Federal Securities, March 2017 and Other Periods**

[\$ millions]

Classification	Net Purchases or Sales (-)			Securities Held as Investments Current Fiscal Year		
	This Month	Fiscal Year to Date		Beginning of		Close of This Month
		This Year	Prior Year	This Year	This Month	
<b>Federal Funds:</b>						
Department of Agriculture	7	(**)	12	194	187	194
Department of Commerce	-3	.....	.....	.....	3	.....
Department of Defense--Military Programs:						
Defense Cooperation Account	.....	.....	.....	8	8	8
Department of Energy	96	361	219	55,396	55,660	55,757
Department of Health and Human Services	-571	1	3,874	571	1,143	572
Department of Homeland Security	.....	-1,039	485	1,039	.....	.....
Department of Housing and Urban Development:						
Housing Programs:						
Federal Housing Administration Fund	763	5,772	4,775	36,441	41,450	42,213
Government National Mortgage Association:						
Guarantees of Mortgage-Backed Securities	8	-1,319	-194	15,954	14,627	14,635
Department of the Interior	-22	374	470	8,206	8,602	8,580
Department of Labor	-493	2,969	3,501	23,734	27,197	26,703
Department of State:						
Foreign Service Retirement and Disability Fund	1	3	1	4	6	7
Department of Transportation	.....	307	(**)	1,920	2,226	2,226
Department of the Treasury	36	-769	-2,345	25,485	24,680	24,716
Department of Veterans Affairs:						
Veterans Reopened Insurance Fund	-2	-10	-12	144	136	134
Servicemen'S Group Life Insurance Fund	.....	(**)	(**)	1	1	1
Other Defense Civil Programs:						
Uniformed Services Retiree Health Care Fund	368	12,421	6,435	213,482	225,535	225,903
Office of Personnel Management:						
Postal Service Contributions	-1,400	-2,086	5,507	51,495	50,809	49,409
Independent Agencies:						
Federal Deposit Insurance Corporation:						
Deposit Insurance Fund	3,093	6,667	6,446	71,524	75,098	78,191
FSLIC Resolution Fund	(**)	8	(**)	828	836	836
Federal Housing Finance Agency	-21	9	-1	60	90	69
National Credit Union Administration	193	752	348	12,961	13,520	13,713
Postal Service	619	1,380	1,671	8,527	9,289	9,908
Tennessee Valley Authority	(**)	(**)	(**)	25	25	25
Other						
Treasury Securities	-110	-28	114	18,138	18,220	18,110
Other	10	338	-927	12,524	12,852	12,862
Total Treasury Securities	2,571	26,110	30,378	558,660	582,199	584,770
<b>Total Federal Funds</b>	<b>2,571</b>	<b>26,110</b>	<b>30,378</b>	<b>558,660</b>	<b>582,199</b>	<b>584,770</b>
<b>Trust Funds:</b>						
Legislative Branch:						
Library of Congress	3	1	-1	24	22	25
United States Tax Court	.....	(**)	(**)	12	12	12
Other	-1	1	3	29	31	29
Judicial Branch:						
Judicial Retirement Funds	-18	33	92	1,119	1,170	1,151
Department of Agriculture	.....	.....	.....	6	6	6
Department of Commerce	.....	.....	.....	333	333	333
Department of Defense--Military Programs:						
Voluntary Separation Incentive Fund	-3	18	20	154	176	172
Other	-135	-108	507	854	881	746
Department of Health and Human Services:						
Federal Hospital Insurance Trust Fund	-12,643	-4,893	-5,676	192,209	199,959	187,316
Federal Supplementary Medical Insurance Trust Fund	-17,275	16,929	18,965	63,336	97,539	80,264
Other	-3	15	81	3,626	3,644	3,641
Department of Homeland Security	38	217	291	6,862	7,041	7,079
Department of the Interior	(**)	-10	13	17	6	6
Department of Labor:						
Unemployment Trust Fund	-4,674	-6,423	-2,419	53,776	52,028	47,354
Other	-5	6	5	57	69	63
Department of State:						
Foreign Service Retirement and Disability Fund	-36	226	73	18,346	18,607	18,572
Other	7	3	-1	47	43	50

**Table 6. Schedule D-Investments of Federal Government Accounts in Federal Securities, March 2017 and Other Periods - Continued**  
 [\$ millions]

Classification	Net Purchases or Sales (-)			Securities Held as Investments Current Fiscal Year		
	This Month	Fiscal Year to Date		Beginning of		Close of This Month
		This Year	Prior Year	This Year	This Month	
<b>Trust Funds - Continued</b>						
Department of Transportation:						
Airport and Airway Trust Fund	-388	83	208	13,400	13,871	13,483
Highway Trust Fund	-858	-2,393	68,172	64,629	63,095	62,236
Department of the Treasury	486	18	181	2,646	2,179	2,664
Department of Veterans Affairs:						
General Post Fund, National Homes	-10	-10	.....	106	106	96
National Service Life Insurance	-81	-310	-317	4,246	4,016	3,935
United States Government Life Insurance Fund	(**)	-1	-1	4	4	4
Veterans Special Life Insurance Fund	-17	-42	-39	1,700	1,675	1,658
Corps of Engineers	99	744	704	8,850	9,495	9,594
Other Defense Civil Programs:						
Military Retirement Fund	-5,123	76,512	67,908	591,046	672,681	667,559
Other	-6	-85	-109	1,265	1,187	1,181
Environmental Protection Agency	186	-188	123	5,298	4,924	5,110
National Aeronautics and Space Administration	(**)	(**)	(**)	16	17	16
Office of Personnel Management:						
Civil Service Retirement and Disability Fund						
Treasury Securities	-31,417	-38,558	130,103	887,161	880,020	848,603
Employees Life Insurance Fund	-25	79	597	45,167	45,271	45,247
Employees and Retired Employees Health Benefits Fund	213	1,139	304	23,729	24,655	24,868
Social Security Administration:						
Federal Old-Age and Survivors Insurance Trust Fund	-4,873	-459	4,709	2,796,712	2,801,126	2,796,253
Federal Disability Insurance Trust Fund	2,323	8,167	-6,272	45,880	51,724	54,047
Independent Agencies:						
Harry S Truman Scholarship Foundation	.....	(**)	-2	52	52	52
Japan-United States Friendship Commission	.....	.....	.....	38	38	38
Railroad Retirement Board						
Treasury Securities	125	300	-436	2,197	2,373	2,498
Agency Securities	-1	-2	(**)	4	4	3
Other						
Treasury Securities	12	-852	150	2,084	1,220	1,232
Total Treasury Securities	-74,101	50,159	277,937	4,837,035	4,961,294	4,887,193
Total Agency Securities	-1	-2	(**)	4	4	3
<b>Total Trust Funds</b>	<b>-74,102</b>	<b>50,157</b>	<b>277,937</b>	<b>4,837,039</b>	<b>4,961,298</b>	<b>4,887,196</b>
<b>Grand Total</b>	<b>-71,531</b>	<b>76,267</b>	<b>308,315</b>	<b>5,395,699</b>	<b>5,543,497</b>	<b>5,471,966</b>

Note: Details may not add to totals due to rounding.

Note: Investments are in Treasury securities unless otherwise noted.

... No Transactions

(\*\*) Less than absolute value of \$500,000

**Table 6. Schedule E-Net Activity, Guaranteed and Direct Loan Financing, March 2017 and Other Periods**

[\$ millions]

Classification	Net Transactions (-) denotes net reduction of asset accounts			Account Balances Current Fiscal Year		
	This Month	Fiscal Year to Date		Beginning of		Close of This Month
		This Year	Prior Year	This Year	This Month	
<b>Guaranteed Loan Financing Activity:</b>						
Department of Agriculture:						
Farm Service Agency:						
Commodity Credit Corporation Export Fund	(**)	-17	-15	243	226	226
Agricultural Credit Insurance Fund	-1	-7	-12	-223	-229	-230
Natural Resources Conservation Service:						
Agricultural Resource Conservation Demonstration Program	.....	.....	.....	(**)	(**)	(**)
Rural Housing Service:						
Rural Community Facility Loans	-1	7	-1	-23	-16	-16
Rural Housing Insurance Fund	40	110	4	-6,927	-6,857	-6,817
Rural Business - Cooperative Service:						
Rural Business and Industry Loans	-10	-41	-17	-262	-294	-303
Renewable Energy Guaranteed Loan Account	-7	-17	-7	-32	-42	-48
Biorefinery Assistance Loan Account	.....	53	(**)	-16	37	37
Rural Utilities Service:						
Rural Water and Waste Disposal Fund	(**)	(**)	(**)	-25	-25	-25
Department of Commerce:						
General Administration:						
Emergency Oil, Gas, and Steel Account	.....	.....	.....	5	5	5
Department of Defense--Military Programs						
	.....	(**)	.....	-80	-80	-80
Department of Education:						
Office of Student Financial Assistance:						
Federal Family Education Loans	-425	-2,528	-2,376	34,258	32,155	31,730
Department of Energy:						
Title 17 Innovative Technology Loans	.....	.....	71	-158	-158	-158
Department of Health and Human Services:						
Health Resources and Services Administration:						
Health Center Loans	.....	.....	.....	-2	-2	-2
Health Education Assistance Loans	.....	.....	.....	-70	-70	-70
Department of Housing and Urban Development:						
Public and Indian Housing Programs:						
Indian Housing Loans	1	3	-12	-207	-205	-204
Native Hawaiian Housing Loans	(**)	(**)	(**)	2	2	2
Community Planning and Development:						
Community Development Loans	.....	(**)	.....	-63	-63	-63
Housing Programs:						
FHA-Mutual Mortgage Insurance Loans	761	5,178	4,304	12,459	16,876	17,637
FHA-General and Special Risk Fund	200	884	993	-1,351	-667	-467
Home Ownership Preservation Entity Fund	(**)	(**)	(**)	-17	-17	-17
Government National Mortgage Association:						
Guarantees of Mortgage-Backed Securities	-197	-1,196	-1,044	7,005	6,006	5,809
Department of the Interior:						
Bureau of Indian Affairs and Bureau of Indian Education	(**)	-4	-3	-56	-60	-60
Department of Transportation:						
Office of the Secretary:						
Minority Business Resource Center Fund	(**)	(**)	.....	(**)	(**)	(**)
Federal Highway Administration:						
Transportation Infrastructure Finance and Innovation Fund	.....	.....	.....	(**)	(**)	(**)
Maritime Administration:						
Maritime Guaranteed Loan (Title XI) Fund	(**)	(**)	-48	-362	-363	-363
Department of the Treasury:						
Departmental Offices:						
Air Transportation Stabilization Fund	.....	.....	.....	(**)	(**)	(**)
Troubled Assets Insurance Financing Fund	.....	.....	.....	(**)	(**)	(**)
Troubled Asset Relief Program	.....	(**)	(**)	-9	-9	-9
Department of Veterans Affairs:						
Veterans Benefits Administration:						
Veterans Housing Benefit Program Fund	1,508	713	-568	-10,795	-11,590	-10,082
International Assistance Programs:						
Agency for International Development:						

**Table 6. Schedule E-Net Activity, Guaranteed and Direct Loan Financing, March 2017 and Other Periods - Continued**

[\$ millions]

Classification	Net Transactions (-) denotes net reduction of asset accounts			Account Balances Current Fiscal Year		
	This Month	Fiscal Year to Date		Beginning of		Close of This Month
		This Year	Prior Year	This Year	This Month	
<b>Guaranteed Loan Financing Activity: - Continued</b>						
Ukraine Export Credit Insurance Fund	.....	.....	.....	-990	-990	-990
Loan Guarantees to Israel	.....	.....	.....	-1,332	-1,332	-1,332
Urban and Environmental Credit Guaranteed Loans	(**)	1	1	-47	-46	-46
Microenterprise and Small Enterprise Development	.....	.....	.....	(**)	(**)	(**)
Development Credit Authority Loan Fund	-6	-10	-4	-79	-83	-89
Tunisia Loan Fund	.....	-255	-1	-484	-740	-740
Overseas Private Investment Corporation	96	50	-29	352	306	401
Small Business Administration:						
Business Loan Fund	-57	-531	682	-1,738	-2,212	-2,268
Independent Agencies:						
Export-Import Bank of the United States	-9	-15	431	-1,425	-1,430	-1,440
<b>Net Activity, Guaranteed Loan Financing</b>	<b>1,893</b>	<b>2,377</b>	<b>2,351</b>	<b>27,550</b>	<b>28,033</b>	<b>29,927</b>
<b>Direct Loan Financing Activity:</b>						
Department of Agriculture:						
Farm Service Agency:						
Agricultural Credit Insurance Fund	76	-36	86	9,161	9,049	9,125
Farm Storage Facility Loans	-1	-7	-1	752	746	745
Apple Loans Fund	.....	(**)	.....	(**)	(**)	(**)
Emergency Boll Weevil Loan Fund	.....	(**)	.....	5	5	5
Rural Housing Service:						
Rural Community Facility Loans Fund	34	931	506	6,105	7,002	7,035
Rural Housing Insurance Fund	-79	-359	-251	15,533	15,253	15,174
Multifamily Housing Revitalization Loan Account	5	17	11	290	302	307
Rural Business - Cooperative Service:						
Rural Business and Industry Loan Fund	(**)	(**)	(**)	15	14	14
Rural Development Loan Fund	-1	-13	-11	279	268	267
Rural Economic Development Loan Fund	-1	-5	1	176	172	171
Rural Microenterprise Investment Loans	(**)	1	(**)	29	29	30
Rural Utilities Service:						
Rural Water and Waste Disposal Loans	-42	-144	-130	11,101	10,999	10,958
Rural Electrification and Telecommunications Fund	-284	121	-552	47,328	47,732	47,449
Rural Telephone Bank	-3	-27	-21	177	154	150
Distance Learning and Telemedicine Program	-8	-54	-62	977	931	923
Rural Development Insurance Fund	.....	.....	.....	1,065	1,065	1,065
Foreign Agricultural Service:						
P.L. 480 Direct Loan Fund	-4	-64	-64	555	494	491
International Debt Reduction	(**)	-7	-3	-20	-27	-27
Department of Commerce:						
National Oceanic and Atmospheric Administration:						
Fisheries Finance	-7	-20	-23	470	457	450
Department of Defense--Military Programs	23	11	49	1,630	1,618	1,641
Department of Education:						
Office of Postsecondary Education:						
College Housing and Academic Facilities Loans	(**)	(**)	(**)	4	4	4
Historically Black College and University Capital Financing Fund	3	82	42	1,291	1,370	1,373
Office of Student Financial Assistance:						
Federal Direct Student Loans	1,323	38,841	38,872	975,631	1,013,149	1,014,472
Teach Grant Loans	3	20	27	690	707	710
Temporary Student Loan Purchase Authority	-1,047	-5,071	-5,256	86,292	82,268	81,221
Department of Energy:						
Advanced Technology Vehicles Manufacturing Loans	-163	-325	-314	3,774	3,611	3,448
Title 17 Innovative Technology Loans	-220	-15	142	10,820	11,024	10,804
Department of Health and Human Services:						
Consumer Operated and Oriented Plan	-3	-13	106	605	595	592
Consumer Operated and Oriented Plan Program Contingency Fund	.....	17	64	168	185	185
Department of Homeland Security:						
Disaster Assistance Loan Fund	-2	-2	-1	-42	-42	-44
Department of Housing and Urban Development:						
Housing Programs:						

**Table 6. Schedule E-Net Activity, Guaranteed and Direct Loan Financing, March 2017 and Other Periods - Continued**

[\$ millions]

Classification	Net Transactions (-) denotes net reduction of asset accounts			Account Balances Current Fiscal Year		
	This Month	Fiscal Year to Date		Beginning of		Close of This Month
		This Year	Prior Year	This Year	This Month	
<b>Direct Loan Financing Activity: - Continued</b>						
Emergency Homeowners' Relief Fund	(**)	(**)	(**)	(**)	-1	-1
FHA-Mutual Mortgage Insurance Loans	6	6	(**)	-6	-6	(**)
FHA-General and Special Risk Fund	36	214	204	629	806	842
Green Retrofit Program for Multifamily Housing Fund	(**)	-1	-2	5	5	4
Department of the Interior:						
Bureau of Reclamation	.....	.....	-2	33	33	33
Bureau of Indian Affairs and Bureau of Indian Education	(**)	(**)	(**)	4	4	4
Assistance to American Samoa Loan Fund	.....	(**)	(**)	9	9	9
Department of State:						
Administration of Foreign Affairs:						
Repatriation Loans	(**)	-1	-1	1	(**)	(**)
Department of Transportation:						
Federal Highway Administration:						
Transportation Infrastructure Finance and Innovation Fund	143	1,748	531	9,170	10,775	10,919
Tiger Tifia Loan Fund	.....	(**)	(**)	618	618	618
Federal Railroad Administration:						
Railroad Rehabilitation and Improvement Loan Fund	-4	-542	-64	1,052	514	510
Department of the Treasury:						
Departmental Offices:						
Community Development Financial Institutions Fund	15	82	76	396	463	478
GSE Mortgage-Backed Securities Purchase Program	.....	.....	.....	4,613	4,613	4,613
Temporary Credit and Liquidity Program	-33	-1,258	-487	5,658	4,433	4,401
Troubled Asset Relief Program	-5	-322	-41	419	102	96
Small Business Lending Program	-21	-96	-1,816	428	353	332
Bureau of the Fiscal Service	.....	.....	.....	(**)	(**)	(**)
Department of Veterans Affairs:						
Veterans Benefits Administration:						
Veterans Housing Benefit Program Fund	-11	-34	-24	440	418	407
Native American Veteran Housing Fund	-1	-1	-2	64	64	64
Transitional Housing Loans	(**)	(**)	(**)	(**)	(**)	(**)
Vocational Rehabilitation Loan Fund	(**)	(**)	(**)	1	1	1
International Assistance Programs:						
International Security Assistance:						
Foreign Military Loan Program	.....	1,157	(**)	-73	1,084	1,084
Military Debt Reduction	.....	.....	.....	30	30	30
Agency for International Development:						
International Debt Reduction	.....	-11	-11	31	21	21
Overseas Private Investment Corporation	44	256	92	1,765	1,977	2,021
International Monetary Programs	.....	.....	-1	-278	-278	-278
Small Business Administration:						
Business Loan Fund	1	1	-6	160	160	161
Disaster Loan Fund	-21	124	-160	4,928	5,073	5,052
Independent Agencies:						
Export-Import Bank of the United States	-639	-1,415	2,507	22,141	21,365	20,726
Federal Communications Commission:						
Spectrum Auction Loan Fund	(**)	(**)	3	(**)	(**)	(**)
<b>Net Activity, Direct Loan Financing</b>	<b>-887</b>	<b>33,785</b>	<b>34,014</b>	<b>1,227,096</b>	<b>1,261,768</b>	<b>1,260,881</b>

Note: Details may not add to totals due to rounding.

Note: Federal credit programs provide benefits to the public in the form of direct loans and loan guarantees. This table reflects cash transactions and balances of the nonbudgetary financing fund accounts that result from the disbursement of loans, collection of fees, repayment of principal, sale of collateral, interest, and subsidy received from the credit program accounts at

net present value in accordance with the Credit Reform Act of 1990. Unreimbursed costs such as administrative expenses and subsidy payments are reported on a cash basis and included within each program's budgetary totals in Table 5.

... No Transactions

(\*\*) Less than absolute value of \$500,000

This Page Intentionally Left Blank

**Table 7. Receipts and Outlays of the U.S. Government by Month, Fiscal Year 2017**

Classification	[\$ millions]												Fiscal Year to Date	Comparable Period Prior F.Y.	
	Oct.	Nov.	Dec.	Jan.	Feb.	March	April	May	June	July	Aug.	Sept.			
<b>Receipts:</b>															
Individual Income Taxes	121,576	91,724	139,537	197,231	61,251	84,072								695,391	674,668
Corporation Income Taxes	2,277	643	72,811	9,146	2,478	12,879								100,234	121,907
<b>Social Insurance and Retirement Receipts:</b>															
Employment and General Retirement	76,312	81,855	86,421	104,695	86,404	95,316								531,003	504,682
Unemployment Insurance	2,723	3,401	375	4,689	2,833	388								14,407	16,280
Other Retirement	326	321	399	370	323	342								2,081	1,938
Excise Taxes	5,707	7,231	6,438	5,116	5,362	7,633								37,488	39,252
Estate and Gift Taxes	1,326	1,550	1,931	2,427	1,082	1,976								10,290	10,224
Customs Duties	3,069	2,897	2,846	2,967	2,490	2,667								16,936	17,674
Miscellaneous Receipts	8,376	10,255	8,446	17,428	9,491	11,310								65,306	89,596
<b>Total--Receipts This Year</b>	<b>221,692</b>	<b>199,875</b>	<b>319,204</b>	<b>344,069</b>	<b>171,713</b>	<b>216,584</b>								<b>1,473,137</b>	<b>.....</b>
<b>(On-Budget)</b>	<b>165,322</b>	<b>139,453</b>	<b>254,986</b>	<b>263,613</b>	<b>104,266</b>	<b>142,186</b>								<b>1,069,827</b>	<b>.....</b>
<b>(Off-Budget)</b>	<b>56,370</b>	<b>60,422</b>	<b>64,218</b>	<b>80,456</b>	<b>67,447</b>	<b>74,397</b>								<b>403,310</b>	<b>.....</b>
<i>Total--Receipts Prior Year</i>	<i>211,046</i>	<i>204,968</i>	<i>349,631</i>	<i>313,579</i>	<i>169,147</i>	<i>227,848</i>								<i>.....</i>	<i>1,476,218</i>
<i>(On-Budget)</i>	<i>155,934</i>	<i>145,440</i>	<i>292,239</i>	<i>237,261</i>	<i>108,015</i>	<i>154,634</i>								<i>.....</i>	<i>1,093,523</i>
<i>(Off-Budget)</i>	<i>55,112</i>	<i>59,528</i>	<i>57,392</i>	<i>76,318</i>	<i>61,132</i>	<i>73,213</i>								<i>.....</i>	<i>382,695</i>
<b>Outlays:</b>															
Legislative Branch	372	429	371	431	320	381								2,303	2,193
Judicial Branch	569	571	721	631	582	678								3,754	3,713
<b>Department of Agriculture:</b>															
Commodity Credit Corporation	9,667	2,582	1,925	467	-300	-508								13,834	11,626
Foreign Agricultural Service	132	96	62	278	134	138								840	768
Other	11,642	12,296	10,917	10,774	9,996	10,729								66,354	68,308
Department of Commerce	641	731	837	957	690	1,800								5,657	4,511
<b>Department of Defense--Military Programs:</b>															
Military Personnel	19,877	11,285	11,380	8,695	10,715	14,450								76,401	76,962
Operation and Maintenance	17,296	18,858	23,757	16,306	19,292	23,342								118,851	117,672
<b>International Reconstruction and Other Assistance</b>															
Procurement	6,046	9,558	10,854	7,579	8,314	10,195								52,546	52,786
Research, Development, Test, and Evaluation	4,348	5,704	6,501	4,191	4,935	6,483								32,161	31,956
Military Construction	651	553	499	528	439	588								3,258	3,650
Family Housing	77	97	88	97	93	91								543	684
Revolving and Management Funds	699	-221	1,142	364	-81	-48								1,855	-146
Other	564	-171	-48	-134	-204	-2								5	637
<b>Total Department of Defense--Military Programs</b>	<b>49,556</b>	<b>45,663</b>	<b>54,172</b>	<b>37,626</b>	<b>43,502</b>	<b>55,100</b>								<b>285,620</b>	<b>284,199</b>
Department of Education	1,445	4,717	5,320	8,344	8,011	6,744								34,580	37,356
Department of Energy	2,243	2,143	2,085	1,943	2,221	2,231								12,866	12,325
<b>Department of Health and Human Services:</b>															
National Institutes of Health	2,219	2,553	2,786	2,431	2,470	2,725								15,184	14,156
<b>Centers for Medicare and Medicaid Services:</b>															
Grants to States for Medicaid	30,179	30,467	35,766	29,476	30,990	33,963								190,840	181,398
Federal Hospital Insurance Trust Fund	15,507	23,540	23,116	24,771	23,502	35,123								145,560	140,723
Federal Supplementary Medical Insurance Trust Fund	15,653	41,787	30,857	31,403	30,516	50,215								200,431	188,998
Other	33,623	38,269	25,812	30,530	25,753	25,282								179,270	177,323
Administration for Children and Families	4,331	4,060	4,388	4,020	4,555	4,656								26,009	24,983
Other	-37,816	-40,357	-28,784	-36,155	-28,511	-31,362								-202,985	-197,378
Department of Homeland Security	4,422	4,104	4,590	4,685	3,479	4,095								25,375	22,071
Department of Housing and Urban Development	2,971	3,063	4,923	1,307	3,090	3,385								18,739	20,238
Department of the Interior	1,062	900	1,182	1,391	877	-17								5,396	5,814
Department of Justice	2,285	2,723	2,364	48	4,142	3,742								15,304	13,825
<b>Department of Labor:</b>															
Unemployment Trust Fund	2,414	2,811	2,899	3,581	3,328	3,519								18,552	19,472
Other	-5,419	1,421	1,702	1,551	1,383	1,583								2,221	181
Department of State	1,863	2,868	1,872	2,397	1,814	1,969								12,782	11,785
<b>Department of Transportation:</b>															
Highway Trust Fund	4,054	3,569	3,473	2,366	2,456	2,897								18,815	17,959
Other	2,077	3,038	3,139	2,473	2,535	3,551								16,813	16,646
<b>Department of the Treasury:</b>															
Interest on Treasury Debt Securities (Gross)	23,043	28,653	87,429	23,339	25,711	34,785								222,961	189,090

**Table 7. Receipts and Outlays of the U.S. Government by Month, Fiscal Year 2017 - Continued**

Classification	[\$ millions]												Fiscal Year to Date	Comparable Period Prior F.Y.	
	Oct.	Nov.	Dec.	Jan.	Feb.	March	April	May	June	July	Aug.	Sept.			
<b>Outlays: - Continued</b>															
Other	5,784	5,404	631	5,964	53,965	15,919								87,666	97,241
<b>Department of Veterans Affairs:</b>															
Compensation and Pensions	537	6,703	13,134	491	6,882	13,837								41,584	38,999
National Service Life	58	59	69	55	69	81								393	419
Other	6,744	7,322	9,073	6,804	7,319	6,640								43,903	43,736
Corps of Engineers	470	618	639	551	520	670								3,468	2,988
Other Defense Civil Programs	156	4,865	9,642	1,260	4,596	9,037								29,557	32,593
Environmental Protection Agency	727	802	878	844	573	591								4,415	4,587
Executive Office of the President	31	30	42	34	32	28								197	196
General Services Administration	-199	17	40	-187	40	55								-232	-404
<b>International Assistance Programs:</b>															
International Security Assistance	1,419	1,514	908	2,235	561	975								7,611	7,648
Multilateral Assistance	298	52	12	-1	3	1,029								1,393	2,321
Agency for International Development	514	601	492	591	883	426								3,505	2,741
Other	-39	400	-745	-798	837	-167								-512	-1,407
National Aeronautics and Space Administration	1,276	1,702	2,212	1,215	1,400	1,584								9,389	9,300
National Science Foundation	623	544	534	529	540	577								3,348	3,187
Office of Personnel Management	8,386	8,364	6,917	8,004	8,079	8,044								47,793	45,492
Small Business Administration	75	96	94	84	73	83								505	-946
<b>Social Security Administration:</b>															
Federal Old-Age and Survivors Insurance Trust Fund (Off-Budget)	65,433	64,957	65,140	66,018	65,692	66,319								393,558	379,528
Federal Disability Insurance Trust Fund (Off-Budget)	12,189	11,835	11,898	12,266	12,081	12,225								72,495	72,754
Other	268	4,679	9,008	285	4,728	8,942								27,911	28,209
<b>Independent Agencies:</b>															
Deposit Insurance Fund	63	-295	-2,529	46	-793	-3,026								-6,533	-6,380
FSLIC Resolution Fund	(**)	(**)	-4	-4	(**)	(**)								-8	515
<b>Postal Service:</b>															
<b>Off-Budget:</b>															
Public Enterprise Funds	213	-705	-17	90	-351	-705								-1,475	-1,855
Other	3	.....	6	.....	143	.....								151	264
Other	47	.....	95	.....	-143	.....								.....	96
Tennessee Valley Authority	6	21	39	-13	-232	-65								-244	243
Other	1,749	2,816	2,727	3,523	2,092	1,693								14,600	15,427
<b>Undistributed Offsetting Receipts:</b>															
Employer Share, Employee Retirement	-19,507	-5,378	-6,029	-6,211	-5,756	-5,904								-48,784	-48,186
Interest Received by Trust Funds	1,521	-2,884	-62,195	-1,499	-3,000	-3,153								-71,211	-64,860
Rents and Royalties on the Outer Continental Shelf Lands	-61	-297	-94	-426	-323	-323								-1,524	-1,150
Other	(**)	(**)	.....	.....	(**)	.....								(**)	(**)
<b>Totals This Year:</b>															
<b>Total Outlays</b>	<b>267,523</b>	<b>336,544</b>	<b>346,540</b>	<b>292,812</b>	<b>363,757</b>	<b>392,816</b>								<b>1,999,991</b>	<b>.....</b>
<b>(On-Budget)</b>	<b>199,909</b>	<b>262,006</b>	<b>313,480</b>	<b>225,590</b>	<b>287,851</b>	<b>316,632</b>								<b>1,605,468</b>	<b>.....</b>
<b>(Off-Budget)</b>	<b>67,613</b>	<b>74,538</b>	<b>33,060</b>	<b>67,222</b>	<b>75,907</b>	<b>76,184</b>								<b>394,523</b>	<b>.....</b>
<b>Total-Surplus (+) or Deficit (-)</b>	<b>-45,831</b>	<b>-136,669</b>	<b>-27,336</b>	<b>51,257</b>	<b>-192,044</b>	<b>-176,232</b>								<b>-526,855</b>	<b>.....</b>
<b>(On-Budget)</b>	<b>-34,587</b>	<b>-122,553</b>	<b>-58,493</b>	<b>38,023</b>	<b>-183,585</b>	<b>-174,446</b>								<b>-535,641</b>	<b>.....</b>
<b>(Off-Budget)</b>	<b>-11,243</b>	<b>-14,116</b>	<b>31,158</b>	<b>13,234</b>	<b>-8,460</b>	<b>-1,786</b>								<b>8,787</b>	<b>.....</b>
<b>Total Borrowing from the Public</b>	<b>112,656</b>	<b>156,727</b>	<b>-10,115</b>	<b>-59,634</b>	<b>34,805</b>	<b>-43,262</b>								<b>191,177</b>	<b>803,209</b>
<i>Total-Outlays Prior Year</i>	<i>347,604</i>	<i>267,837</i>	<i>364,075</i>	<i>258,416</i>	<i>361,757</i>	<i>335,891</i>								<i>.....</i>	<i>1,935,579</i>
<i>(On-Budget)</i>	<i>282,113</i>	<i>195,506</i>	<i>309,049</i>	<i>215,987</i>	<i>287,570</i>	<i>262,546</i>								<i>.....</i>	<i>1,552,771</i>
<i>(Off-Budget)</i>	<i>65,492</i>	<i>72,331</i>	<i>55,026</i>	<i>42,428</i>	<i>74,187</i>	<i>73,345</i>								<i>.....</i>	<i>382,809</i>
<i>Total-Surplus (+) or Deficit (-) Prior Year</i>	<i>-136,558</i>	<i>-62,869</i>	<i>-14,444</i>	<i>55,163</i>	<i>-192,610</i>	<i>-108,043</i>								<i>.....</i>	<i>-459,361</i>
<i>(On-Budget)</i>	<i>-126,178</i>	<i>-50,066</i>	<i>-16,810</i>	<i>21,274</i>	<i>-179,555</i>	<i>-107,912</i>								<i>.....</i>	<i>-459,247</i>
<i>(Off-Budget)</i>	<i>-10,380</i>	<i>-12,803</i>	<i>2,366</i>	<i>33,890</i>	<i>-13,055</i>	<i>-131</i>								<i>.....</i>	<i>-114</i>

Note: Details may not add to totals due to rounding.

(\*\*) Less than absolute value of \$500,000

... No Transactions



**Table 8. Trust Fund Impact on Budget Results and Investment Holdings as of March 31, 2017**

[\$ millions]

Classification	This Month			Fiscal Year to Date			Securities Held as Investments Current Fiscal Year		
	Receipts	Outlays	Excess	Receipts	Outlays	Excess	Beginning of		Close of
							This Year	This Month	
<b>Trust Receipts, Outlays, and Investments Held:</b>									
Airport and Airway	1,098	1,331	-233	6,517	7,200	-683	13,400	13,871	13,483
Black Lung Disability	39	20	19	208	110	97	.....	.....	.....
Federal Disability Insurance	14,549	12,225	2,323	80,449	72,495	7,955	45,880	51,724	54,047
Federal Employees Life and Health	.....	-187	187	.....	-1,195	1,195	68,896	69,926	70,114
Federal Employees Retirement	2,877	7,022	-4,145	31,311	42,267	-10,956	906,637	899,809	868,338
Federal Hospital Insurance	22,245	35,264	-13,018	141,138	146,234	-5,096	192,209	199,959	187,316
Federal Old-Age and Survivors Insurance	61,504	66,319	-4,815	393,066	393,558	-492	2,796,712	2,801,126	2,796,253
Federal Supplementary Medical Insurance	33,103	50,215	-17,112	211,644	200,431	11,213	63,336	97,539	80,264
Hazardous Substance Superfund	311	86	225	511	541	-30	4,797	4,472	4,665
Highways	3,223	3,828	-606	18,616	23,481	-4,864	64,629	63,095	62,236
Military Advances	2,810	2,656	154	15,011	14,228	783	.....	.....	.....
Military Retirement	4,360	9,226	-4,866	105,274	28,827	76,447	591,046	672,681	667,559
Railroad Retirement	1,284	1,314	-30	5,736	7,280	-1,544	2,202	2,377	2,500
Unemployment	425	3,531	-3,106	15,268	18,625	-3,357	53,776	52,028	47,354
Veterans Life Insurance	6	104	-98	111	467	-355	5,950	5,695	5,597
All Other Trust	654	58	596	3,207	3,117	90	27,569	26,997	27,470
<b>Total Trust Fund Receipts and Outlays and Investments Held from Table 6-D</b>	<b>148,488</b>	<b>193,011</b>	<b>-44,523</b>	<b>1,028,066</b>	<b>957,664</b>	<b>70,402</b>	<b>4,837,039</b>	<b>4,961,298</b>	<b>4,887,196</b>
Less: Interfund Transactions	47,814	47,814	.....	453,657	453,657	.....	.....	.....	.....
Trust Fund Receipts and Outlays on the Basis of Tables 4 & 5	100,674	145,196	-44,523	574,410	504,008	70,402			
<b>Total Federal Fund Receipts and Outlays</b>	<b>115,963</b>	<b>247,672</b>	<b>-131,710</b>	<b>899,068</b>	<b>1,496,325</b>	<b>-597,257</b>			
Less: Interfund Transactions	53	53	.....	341	341	.....			
Federal Fund Receipts and Outlays on the Basis of Table 4 & 5	115,910	247,620	-131,710	898,727	1,495,984	-597,257			
<b>Net Budget Receipts &amp; Outlays</b>	<b>216,584</b>	<b>392,816</b>	<b>-176,232</b>	<b>1,473,137</b>	<b>1,999,991</b>	<b>-526,855</b>			

Note: Details may not add to totals due to rounding.

Note: Interfund receipts and outlays are transactions between Federal funds and trust funds such as Federal payments and contributions, and interest and profits on investments in Federal securities. They have no net effect on overall budget

receipts and outlays since the receipt side of such transactions is offset against budget outlays. In this table, Interfund receipts are shown as an adjustment to arrive at total receipts and outlays of trust funds respectively.  
... No Transactions

**Table 9. Summary of Receipts by Source, and Outlays by Function of the U.S. Government, March 2017 and Other Periods**

[\$ millions]			
Classification	This Month	Fiscal Year to Date	Comparable Period Prior Fiscal Year
<b>Receipts</b>			
Individual Income Taxes	84,072	695,391	674,668
Corporation Income Taxes	12,879	100,234	121,907
Social Insurance and Retirement Receipts:			
Employment and General Retirement	95,316	531,003	504,682
Unemployment Insurance	388	14,407	16,280
Other Retirement	342	2,081	1,938
Excise Taxes	7,633	37,488	39,252
Estate and Gift Taxes	1,976	10,290	10,224
Customs Duties	2,667	16,936	17,674
Miscellaneous Receipts	11,310	65,306	89,596
<b>Total</b>	<b>216,584</b>	<b>1,473,137</b>	<b>1,476,218</b>
<b>Net Outlays</b>			
National Defense	57,692	300,864	299,056
International Affairs	4,363	25,710	22,174
General Science, Space, and Technology	2,568	14,987	14,704
Energy	886	2,494	1,605
Natural Resources and Environment	2,220	18,358	18,424
Agriculture	145	22,187	20,855
Commerce and Housing Credit	-14,068	-22,975	-13,941
Transportation	7,821	42,967	42,170
Community and Regional Development	1,883	12,933	9,729
Education, Training, Employment, and Social Services	10,573	51,213	53,970
Health	46,508	266,589	250,918
Medicare	75,345	293,773	280,325
Income Security	65,373	284,780	286,729
Social Security	78,523	466,019	452,261
Veterans Benefits and Services	20,679	86,252	83,520
Administration of Justice	5,758	29,867	28,183
General Government	2,902	8,894	7,995
Net Interest	29,871	145,389	126,239
Undistributed Offsetting Receipts	-6,227	-50,308	-49,335
<b>Total</b>	<b>392,816</b>	<b>1,999,991</b>	<b>1,935,579</b>

Note: Details may not add to totals due to rounding.

# Explanatory Notes

## 1. Flow of Data into Monthly Treasury Statement

The *Monthly Treasury Statement (MTS)* is assembled from data in the central accounting system. The major sources of data include monthly accounting reports by Federal entities and disbursing officers, and daily reports from the Federal Reserve banks. These reports detail accounting transactions affecting receipts and outlays of the Federal Government and off-budget Federal entities, and their related effect on the assets and liabilities of the U.S. Government. Information is presented in the *MTS* on a modified cash basis.

## 2. Notes on Receipts

Receipts included in the report are classified into the following major categories: (1) budget receipts and (2) offsetting collections (also called applicable receipts). Budget receipts are collections from the public that result from the exercise of the Government's sovereign or governmental powers, excluding receipts offset against outlays. These collections, also called governmental receipts, consist mainly of tax receipts (including social insurance taxes), receipts from court fines, certain licenses, and deposits of earnings by the Federal Reserve System. Refunds of receipts are treated as deductions from gross receipts.

Offsetting collections are from other Government accounts or the public that are of a business-type or market-oriented nature. They are classified into two major categories: (1) offsetting collections credited to appropriations or fund accounts, and (2) offsetting receipts (i.e., amounts deposited in receipt accounts). Collections credited to appropriation or fund accounts normally can be used without appropriation action by Congress. These occur in two instances: (1) when authorized by law, amounts collected for materials or services are treated as reimbursements to appropriations and (2) in the three types of revolving funds (public enterprise, intra governmental, and trust); collections are netted against spending, and outlays are reported as the net amount.

Offsetting receipts in receipt accounts cannot be used without being appropriated. They are subdivided into two categories: (1) proprietary receipts - these collections are from the public and they are offset against outlays by agency and by function, and (2) intra governmental funds - these are payments into receipt accounts from Governmental appropriation or fund accounts. The transactions may be intrabudgetary when the payment and receipt both occur within the budget or from receipts from off-budget Federal entities in those cases where payment is made by a Federal entity whose budget authority and outlays are excluded from the budget totals.

Intrabudgetary transactions are subdivided into three categories: (1) interfund transactions, where the payments are from one fund group (either Federal funds or trust funds) to a receipt account in the other fund group; (2) Federal intrafund transactions, where the payments and receipts both occur within the Federal fund group; and (3) trust intrafund transactions, where the payments and receipts both occur within the trust fund group.

Offsetting receipts are generally deducted from budget authority and outlays by function, by subfunction, or by agency. There are four types of receipts, however, that are deducted from budget totals as undistributed offsetting receipts. They are: (1) agencies' payments (including payments by off-budget Federal entities) as employers into employees retirement funds, (2) interest received by trust funds, (3) rents and royalties on the Outer Continental Shelf lands, and (4) other interest (i.e., interest collected on Outer Continental Shelf money in deposit funds when such money is transferred into the budget).

## 3. Notes on Outlays

Outlays are generally accounted for on the basis of checks issued, electronic funds transferred, or cash payments made. Certain outlays do not require issuance of cash or checks. An example is charges made against appropriations for that part of employees' salaries withheld for taxes or savings bond allotments - these are counted as payments to the employee and credits for whatever purpose the money was withheld. Outlays are stated net of offsetting collections (including receipts of revolving and management funds) and of refunds. Interest on the public debt (public issues) is recognized on the accrual basis. Federal credit programs subject to the Federal Credit Reform Act of 1990 use the cash

basis of accounting and are divided into two components. The portion of the credit activities that involve a cost to the Government (mainly subsidies) is included within the budget program accounts. The remaining portion of the credit activities are in non-budget financing accounts. Outlays of off-budget Federal entities are excluded by law from budget totals. However, they are shown separately and combined with the on-budget outlays to display total Federal outlays.

## 4. Processing

The data on payments and collections are reported by account symbol into the central accounting system. In turn, the data are extracted from this system for use in the preparation of the *MTS*.

There are two major checks which are conducted to assure consistency of the data reported:

1. Verification of payment data. The monthly payment activity reported by Federal entities on the Statements of Transactions is compared to the payment activity of Federal entities as reported by disbursing officers.
2. Verification of collection data. Reported collections appearing on Statements of Transactions are compared to deposits as reported by Federal Reserve Banks.

## 5. Other Sources of Information About Federal Government Financial Activities

- *A Glossary of Terms Used in the Federal Budget Process, 2005* (Available from the U.S. Government Accountability Office, at calling 202-512-6000. This glossary provides a basic reference document of standardized definitions of terms used by the Federal Government in the budget making process).
- *Daily Treasury Statement* (Available on the internet at <http://www.fms.treas.gov/dts/>). The *Daily Treasury Statement* is published each working day of the Federal Government and provides data on the cash and debt operations of the Treasury.
- *Monthly Statement of the Public Debt of the United States* (Available on the internet at <http://www.treasurydirect.gov/govt/reports/pd/mspd/mspd.htm>). This publication provides detailed information concerning the public debt.
- *Treasury Bulletin* (Available from GPO, Washington, D.C. 20401 on a subscription or single copy and on the internet at <https://fiscal.treasury.gov/reports-statements/treasury-bulletin/>). Quarterly, contains a mix of narrative, tables, and charts on Treasury issues, Federal financial operations, international statistics, and special reports.
- *Budget of the United States Government, Fiscal Year 20\_\_* (Available from GPO, Washington, D.C. 20401 on a subscription basis only and on the internet at <http://www.access.gpo.gov/usbudget>). This publication is a single volume which provides budget information and contains:
  - *Appendix, The Budget of the United States Government, FY 20\_\_*
  - *The United States Budget in Brief, FY 20\_\_*
  - *Analytical Perspectives*
  - *Historical Tables*
- *Combined Statement of Receipts, Outlays, and Balances of the United States Government* (Available from Bureau of the Fiscal Service, U.S. Department of Treasury, Washington, D.C. 20227 and on the internet at [http://www.fiscal.treasury.gov/fsreports/rpt/combStmt/combStmt\\_home.htm](http://www.fiscal.treasury.gov/fsreports/rpt/combStmt/combStmt_home.htm)). This report includes budgetary results at the summary level and presents individual receipt and appropriation accounts at the detail level.

**Scheduled Release**

**The release date for the April 2017 Statement  
will be 2:00 p.m. EST May 10, 2017.**

Internet service subscribers can access the current issue of the Monthly Treasury Statement through the  
Bureau of the Fiscal Service's website:

[http://www.fiscal.treasury.gov/fsreports/rpt/mthTreasStmnt/mthTreasStmnt\\_home.htm](http://www.fiscal.treasury.gov/fsreports/rpt/mthTreasStmnt/mthTreasStmnt_home.htm)