



# Monthly Treasury Statement

of Receipts and Outlays  
of the United States Government

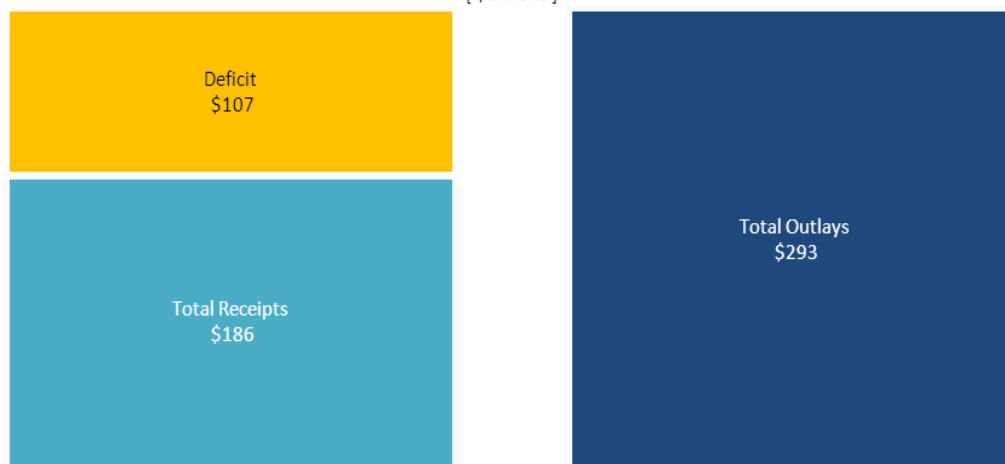
For Fiscal Year 2013 Through **March 31, 2013**, and Other Periods

## Highlight

**The Budget Estimates provided in Tables 2 and 3 are based on the *FY 2014 Budget*, released by the Office of Management and Budget on April 10, 2013.**

Receipts, Outlays, and Surplus/Deficit for March 2013

[ \$billions ]



Receipts, Outlays, and Surplus/Deficit through Fiscal Year 2013

[ \$billions ]



Compiled and Published by

*Department of the Treasury*  
**Financial Management Service**



Contents			
Summary	page 2	Receipts/outlays by month	page 32
Receipts	page 6	Federal trust funds/securities	page 34
Outlays	page 7	Receipts by source/outlays by function	page 34
Means of financing	page 20	Explanatory notes	page 35

## Introduction

The *Monthly Treasury Statement of Receipts and Outlays of the United States Government (MTS)* is prepared by the Financial Management Service, Department of the Treasury, and after approval by the Fiscal Assistant Secretary of the Treasury; is normally released on the 8th workday of the month following the reporting month. The publication is based on data provided by Federal entities, disbursing officers, and Federal Reserve banks.

### AUDIENCE

The *MTS* is published to meet the needs of those responsible for or interested in the cash position of the Treasury, those who are responsible or interested in the Government's budget results; and individuals and businesses whose operations depend upon or are related to the Government's financial operations.

### DISCLOSURE STATEMENT

This statement summarizes the financial activities of the Federal Government and off-budget Federal entities conducted in accordance with the Budget of the U.S. Government, i.e., receipts and outlays of funds, the surplus or deficit, and the means of financing the deficit or disposing of the surplus. Information is presented on a modified cash basis; receipts are accounted for on the basis of collections; refunds of receipts are treated as deductions from gross receipts; revolving and

management fund receipts, reimbursements and refunds of monies previously expended are treated as deductions from gross outlays; and interest on the public debt (public issues) is recognized on the accrual basis. Major information sources include accounting data reported by Federal entities, disbursing officers, and Federal Reserve banks.

### TRIAD OF PUBLICATIONS

The *MTS* is part of a triad of Treasury financial reports. The *Daily Treasury Statement* is published each working day of the Federal Government. It provides data on the cash and debt operations of the Treasury based upon reporting of the Treasury account balances by Federal Reserve banks. The *MTS* is a report of Government receipts and outlays, based on agency reporting. The *Combined Statement of Receipts, Outlays, and Balances of the United States Government* is the official publication of the detailed receipts and outlays of the Government. It is published annually in accordance with legislative mandates given to the Secretary of the Treasury.

### DATA SOURCES AND INFORMATION

The Explanatory Notes section of this publication provides information concerning the flow of data into the *MTS* and sources of information relevant to the *MTS*.

**Table 1. Summary of Receipts, Outlays, and the Deficit/Surplus of the U.S. Government, Fiscal Years 2012 and 2013, by Month**

Period	[\$ millions]		
	Receipts	Outlays	Deficit/Surplus (-)
<b>FY 2012</b>			
October.....	163,072	261,539	98,466
November.....	152,402	289,704	137,302
December.....	239,963	325,930	85,967
January.....	234,319	261,726	27,407
February.....	103,413	335,090	231,677
March.....	171,215	369,372	198,157
April.....	318,807	259,690	-59,117
May.....	180,713	305,348	124,636
June.....	260,177	319,919	59,741
July.....	184,585	254,190	69,604
August.....	178,860	369,393	190,533
September.....	261,566	186,386	-75,180
Year-to-Date.....	<b>2,449,093</b>	<b>3,538,286</b>	<b>1,089,193</b>
<b>FY 2013</b>			
October.....	184,316	304,311	119,995
November.....	161,730	333,841	172,112
December.....	269,508	270,699	1,191
January.....	272,225	269,342	-2,883
February.....	122,815	326,354	203,539
March.....	186,018	292,548	106,530
Year-to-Date.....	<b>1,196,611</b>	<b>1,797,095</b>	<b>600,484</b>

Note: Details may not add to totals due to rounding.

**Table 2. Summary of Budget and Off-Budget Results and Financing of the U.S. Government, March 2013 and Other Periods**

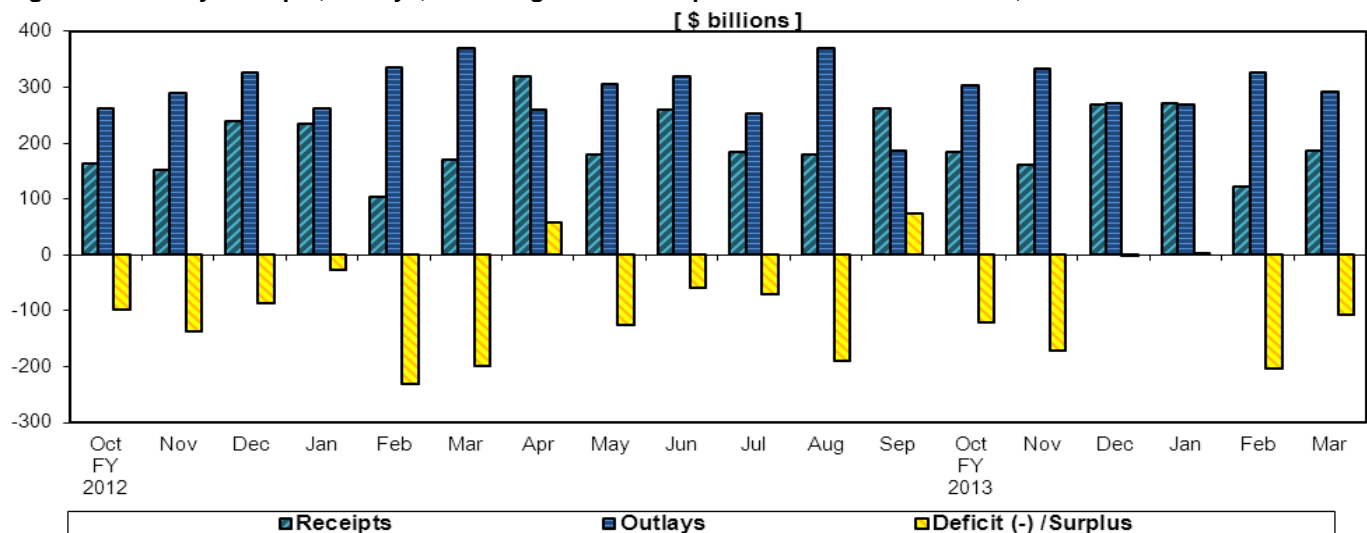
Classification	[\$ millions]				
	This Month	Current Fiscal Year to Date	Budget Estimates Full Fiscal Year <sup>1</sup>	Prior Fiscal Year to Date (2012)	Budget Estimates Next Fiscal Year (2014) <sup>1</sup>
<b>Total On-Budget and Off-Budget Results:</b>					
Total Receipts.....	186,018	1,196,611	2,712,045	1,064,384	3,033,618
On-Budget Receipts.....	120,570	888,962	2,038,558	792,160	2,294,478
Off-Budget Receipts.....	65,448	307,649	673,487	272,225	739,140
Total Outlays.....	292,548	1,797,095	3,684,947	1,843,360	3,777,807
On-Budget Outlays.....	226,200	1,501,595	3,044,916	1,596,126	3,062,692
Off-Budget Outlays.....	66,348	295,500	640,031	247,234	715,115
Total Surplus (+) or Deficit (-).....	-106,530	-600,484	-972,902	-778,976	-744,189
On-Budget Surplus (+) or Deficit (-).....	-105,630	-612,633	-1,006,358	-803,966	-768,214
Off-Budget Surplus (+) or Deficit (-).....	-900	+12,149	+33,456	+24,990	+24,025
Total On-Budget and Off-Budget Financing.....	106,530	600,484	972,902	778,976	744,189
<b>Means of Financing:</b>					
Borrowing from the Public.....	95,355	650,260	1,122,426	724,278	892,324
Reduction of Operating Cash, Increase (-).....	2,599	6,294	5,446	14,609	.....
By Other Means.....	8,576	-56,070	-154,970	40,089	-148,135

<sup>1</sup>These estimates are based on the *FY 2014 Budget*, released by the Office of Management and Budget on April 10, 2013.

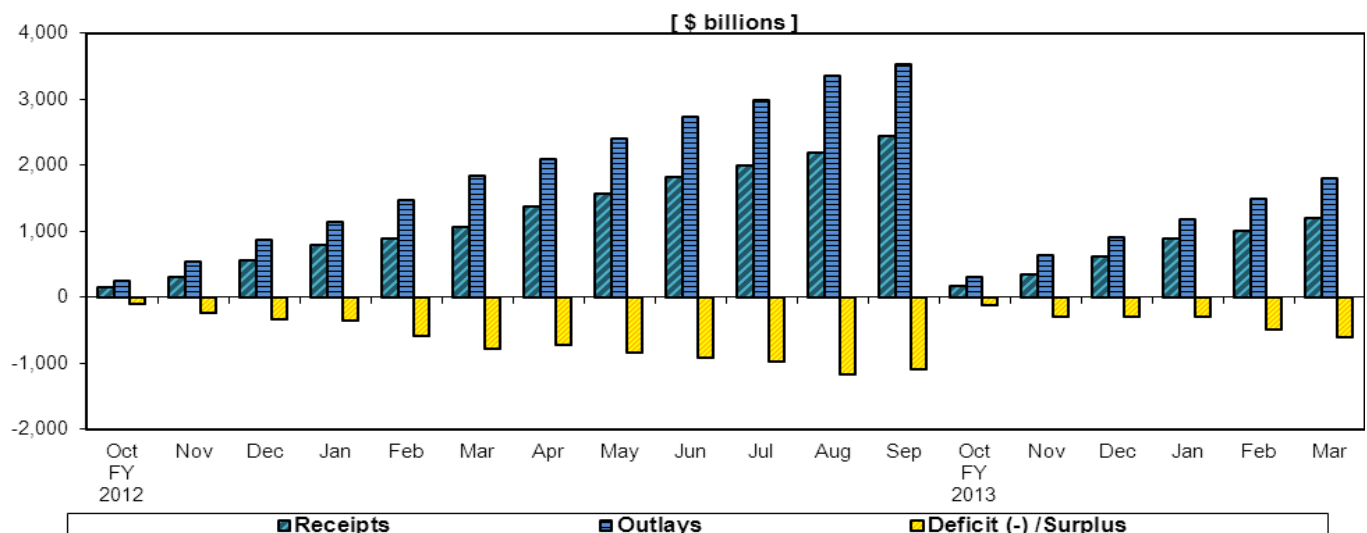
Note: Details may not add to totals due to rounding.

... No Transactions

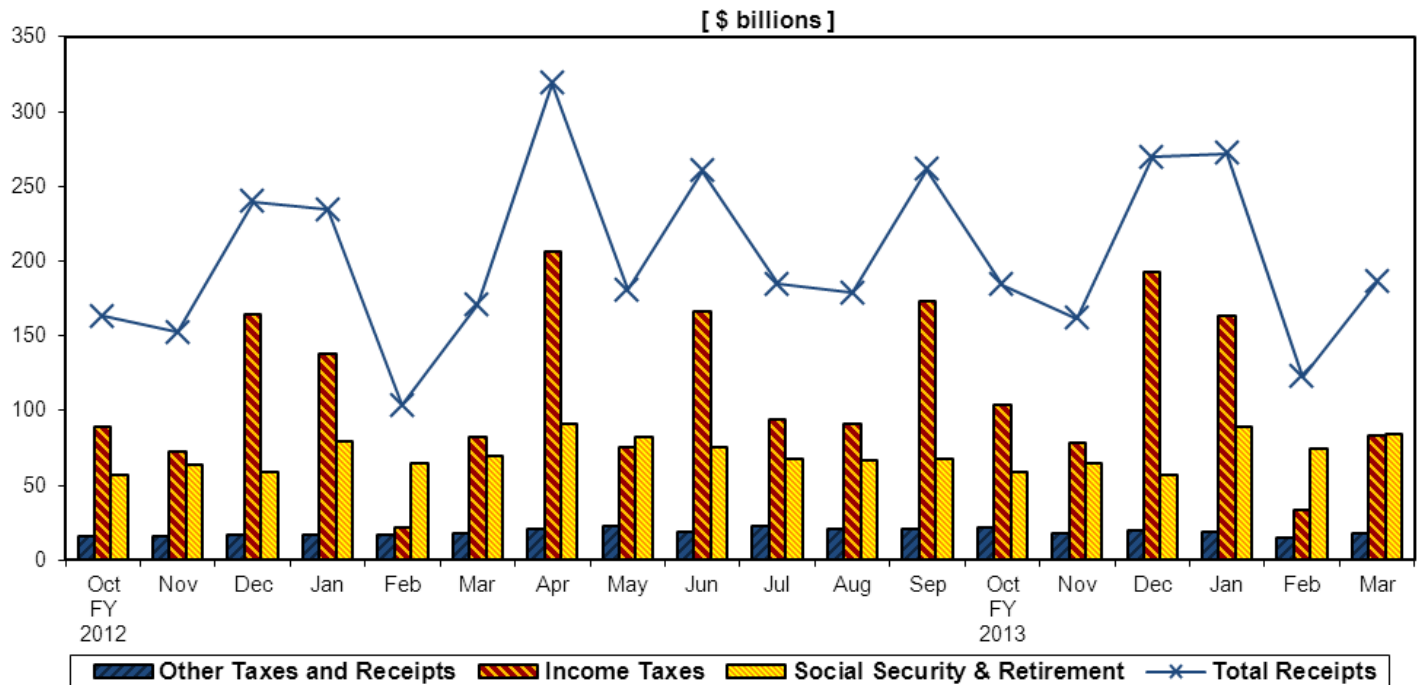
**Figure 1. Monthly Receipts, Outlays, and Budget Deficit/Surplus of the U.S. Government, Fiscal Years 2012 and 2013**



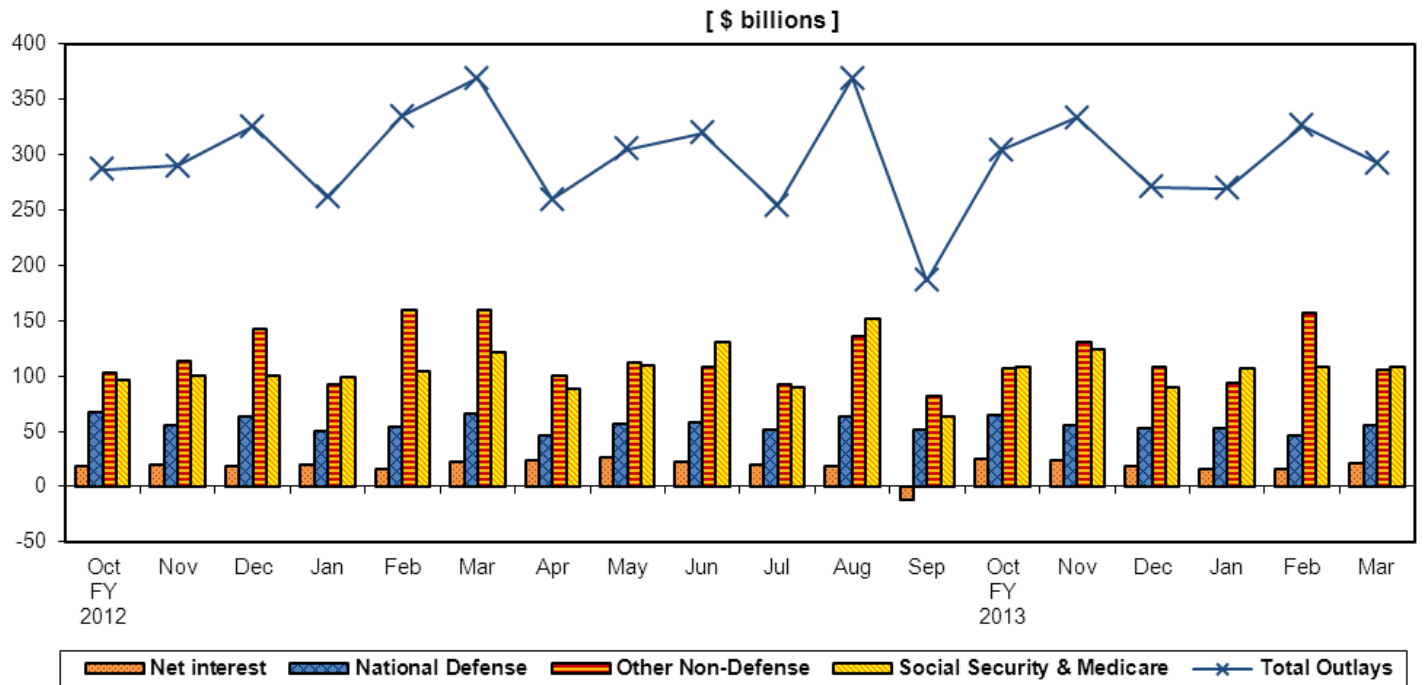
**Figure 2. Cumulative Monthly Receipts, Outlays, and Budget Deficit/Surplus of the U.S. Government, Fiscal Years 2012 and 2013**



**Figure 3. Monthly Receipts of the U.S. Government, by Source, Fiscal Years 2012 and 2013**



**Figure 4. Monthly Outlays of the U.S. Government, by Function, Fiscal Years 2012 and 2013**



**Table 3. Summary of Receipts and Outlays of the U.S. Government, March 2013 and Other Periods**

Classification	[\$ millions]			
	This Month	Current Fiscal Year to Date	Comparable Prior Period Year to Date	Budget Estimates Full Fiscal Year <sup>1</sup>
<b>Budget Receipts</b>				
Individual Income Taxes .....	54,627	555,218	484,143	1,234,012
Corporation Income Taxes.....	28,854	100,287	84,537	287,716
Social Insurance and Retirement Receipts:				
Employment and General Retirement (Off-Budget) .....	65,448	307,649	272,225	673,487
Employment and General Retirement (On-Budget) .....	18,082	103,152	100,133	213,305
Unemployment Insurance.....	680	17,549	20,062	60,555
Other Retirement .....	332	1,802	1,884	3,746
Excise Taxes .....	7,363	38,835	34,779	85,346
Estate and Gift Taxes .....	1,126	6,499	6,157	12,932
Customs Duties .....	2,526	15,673	14,564	33,629
Miscellaneous Receipts .....	6,980	49,947	45,901	107,317
<b>Total Receipts .....</b>	<b>186,018</b>	<b>1,196,611</b>	<b>1,064,384</b>	<b>2,712,045</b>
(On-Budget).....	120,570	888,962	792,160	2,038,558
(Off-Budget).....	65,448	307,649	272,225	673,487
<b>Budget Outlays</b>				
Legislative Branch .....	338	2,214	2,303	5,037
Judicial Branch .....	738	3,604	3,579	7,567
Department of Agriculture.....	11,048	90,880	77,810	156,045
Department of Commerce.....	545	4,527	5,509	9,894
Department of Defense-Military Programs.....	53,615	314,598	335,440	633,287
Department of Education .....	7,180	29,747	34,895	48,084
Department of Energy.....	967	12,182	16,688	28,888
Department of Health and Human Services.....	72,497	437,383	418,989	907,699
Department of Homeland Security.....	5,532	32,366	25,211	60,814
Department of Housing and Urban Development .....	2,761	16,564	23,381	60,489
Department of the Interior .....	879	3,450	6,197	10,448
Department of Justice.....	2,492	15,043	15,306	35,346
Department of Labor.....	7,286	43,530	56,182	95,212
Department of State.....	1,824	12,379	12,560	31,022
Department of Transportation.....	5,089	34,959	35,888	80,130
Department of the Treasury:				
Interest on Treasury Debt Securities (Gross).....	23,472	191,899	210,798	420,611
Other .....	-742	64,231	112,441	70,116
Department of Veterans Affairs.....	12,332	67,231	64,589	139,237
Corps of Engineers .....	424	3,477	4,121	5,470
Other Defense Civil Programs .....	4,759	30,619	28,508	59,678
Environmental Protection Agency.....	817	5,175	4,995	9,178
Executive Office of the President.....	37	185	190	390
General Services Administration.....	142	-146	672	855
International Assistance Program.....	2,312	9,293	11,477	24,518
National Aeronautics and Space Administration .....	1,455	8,293	8,026	17,797
National Science Foundation .....	593	3,483	3,367	8,429
Office of Personnel Management .....	6,537	41,586	38,922	89,780
Small Business Administration.....	117	629	2,382	1,040
Social Security Administration .....	72,501	426,286	403,439	872,629
Other Independent Agencies.....	2,007	15,157	21,028	47,130
Allowances .....	.....	.....	.....	-184
Undistributed Offsetting Receipts:				
Interest.....	-1,138	-69,194	-86,467	-156,563
Other .....	-5,870	-54,536	-55,066	-95,126
<b>Total Outlays .....</b>	<b>292,548</b>	<b>1,797,095</b>	<b>1,843,360</b>	<b>3,684,947</b>
(On-Budget).....	226,200	1,501,595	1,596,126	3,044,916
(Off-Budget).....	66,348	295,500	247,234	640,031
<b>Surplus (+) or Deficit (-).....</b>	<b>-106,530</b>	<b>-600,484</b>	<b>-778,976</b>	<b>-972,902</b>
(On-Budget).....	-105,630	-612,633	-803,966	-1,006,358
(Off-Budget).....	-900	+12,149	+24,990	+33,456

<sup>1</sup>These estimates are based on the *FY 2014 Budget*, released by the Office of Management and Budget on April 10, 2013.

... No Transactions

Note: Details may not add to totals due to rounding.

**Table 4. Receipts of the U.S. Government, March 2013 and Other Periods**

Classification	This Month			Current Fiscal Year to Date			Prior Fiscal Year to Date		
	Gross Receipts	Refunds (Deduct)	Receipts	Gross Receipts	Refunds (Deduct)	Receipts	Gross Receipts	Refunds (Deduct)	Receipts
<b>Individual Income Taxes:</b>									
Withheld.....	1103,809			592,774			542,607		
Presidential Election Campaign Fund.....	17			14			17		
Other.....	19,174			106,532			95,962		
<b>Total--Individual Income Taxes.....</b>	<b>112,990</b>	<b>58,363</b>	<b>54,627</b>	<b>699,319</b>	<b>144,101</b>	<b>555,218</b>	<b>638,586</b>	<b>154,443</b>	<b>484,143</b>
<b>Corporation Income Taxes.....</b>	<b>33,842</b>	<b>4,988</b>	<b>28,854</b>	<b>124,009</b>	<b>23,722</b>	<b>100,287</b>	<b>109,925</b>	<b>25,388</b>	<b>84,537</b>
<b>Social Insurance and Retirement Receipts:</b>									
Employment and General Retirement:									
Federal Old-Age and Survivors Ins. Trust Fund:									
Federal Insurance Contributions Act Taxes.....	151,154		51,154	258,332		258,332	230,127		230,127
Self-Employment Contributions Act Taxes.....	11,134		1,134	6,649		6,649	6,020		6,020
Adjustments Attributable to Prior Years.....	13,664		3,664	-1,984		-1,984	-3,485		-3,485
<b>Total--FOASI Trust Fund.....</b>	<b>55,952</b>		<b>55,952</b>	<b>262,997</b>		<b>262,997</b>	<b>232,662</b>		<b>232,662</b>
Federal Disability Insurance Trust Fund:									
Federal Insurance Contributions Act Taxes.....	18,688		8,688	43,873		43,873	39,091		39,091
Self-Employment Contributions Act Taxes.....	193		193	1,128		1,128	1,022		1,022
Adjustments Attributable to Prior Years.....	1615		615	-349		-349	-551		-551
<b>Total--FDI Trust Fund.....</b>	<b>9,496</b>		<b>9,496</b>	<b>44,652</b>		<b>44,652</b>	<b>39,562</b>		<b>39,562</b>
Federal Hospital Insurance Trust Fund:									
Federal Insurance Contributions Act Taxes.....	115,996		15,996	97,701		97,701	94,586		94,586
Self-Employment Contributions Act Taxes.....	1557		557	3,493		3,493	3,236		3,236
Adjustments Attributable to Prior Years.....	11,031		1,031	-806		-806	13		13
<b>Total--FHI Trust Fund.....</b>	<b>17,584</b>		<b>17,584</b>	<b>100,388</b>		<b>100,388</b>	<b>97,835</b>		<b>97,835</b>
Railroad Retirement :									
Rail Pension and Supplemental Annuity.....	285	(**)	285	1,464	30	1,434	1,190	1	1,189
Social Security Equivalent Account.....	213	(**)	213	1,362	31	1,330	1,109	1	1,109
<b>Total--Employment and General Retirement.....</b>	<b>83,530</b>	<b>(**)</b>	<b>83,530</b>	<b>410,863</b>	<b>62</b>	<b>410,801</b>	<b>372,359</b>	<b>1</b>	<b>372,358</b>
Unemployment Insurance:									
Deposits by States.....	646		646	13,629		13,629	16,764		16,764
Federal Unemployment Tax Act Taxes.....	52	18	34	3,862	34	3,828	3,200	20	3,179
Railroad Unemployment Taxes.....	(**)		(**)	92		92	119		119
<b>Total--Unemployment Insurance.....</b>	<b>698</b>	<b>18</b>	<b>680</b>	<b>17,583</b>	<b>34</b>	<b>17,549</b>	<b>20,082</b>	<b>20</b>	<b>20,062</b>
Other Retirement:									
Federal Employees Retirement - Employee Share.....	330		330	1,789		1,789	1,870		1,870
Non-Federal Employees Retirement.....	2		2	13		13	14		14
<b>Total--Other Retirement.....</b>	<b>332</b>		<b>332</b>	<b>1,802</b>		<b>1,802</b>	<b>1,884</b>		<b>1,884</b>
<b>Total--Social Insurance and Retirement Receipts.....</b>	<b>84,560</b>	<b>18</b>	<b>84,542</b>	<b>430,248</b>	<b>96</b>	<b>430,152</b>	<b>394,325</b>	<b>21</b>	<b>394,303</b>
<b>Excise Taxes:</b>									
Miscellaneous Excise Taxes.....	4,221	527	3,694	16,778	1,086	15,692	12,273	2,245	10,028
Airport and Airway Trust Fund.....	1,345	7	1,338	6,022	7	6,015	5,587	8	5,579
Highway Trust Fund.....	2,306		2,306	16,861		16,861	18,869		18,869
Black Lung Disability Trust Fund.....	24		24	267		267	303		303
<b>Total--Excise Taxes.....</b>	<b>7,897</b>	<b>534</b>	<b>7,363</b>	<b>39,928</b>	<b>1,093</b>	<b>38,835</b>	<b>37,032</b>	<b>2,253</b>	<b>34,779</b>
<b>Estate and Gift Taxes.....</b>	<b>1,194</b>	<b>67</b>	<b>1,126</b>	<b>6,855</b>	<b>356</b>	<b>6,499</b>	<b>6,346</b>	<b>188</b>	<b>6,157</b>
<b>Customs Duties.....</b>	<b>2,608</b>	<b>82</b>	<b>2,526</b>	<b>16,298</b>	<b>625</b>	<b>15,673</b>	<b>15,706</b>	<b>1,142</b>	<b>14,564</b>
<b>Miscellaneous Receipts:</b>									
Deposits of Earnings by Federal Reserve Banks.....	5,080		5,080	36,384		36,384	36,180		36,180
Universal Service Fund.....	819		819	5,028		5,028	4,881		4,881
All Other.....	1,083	2	1,080	8,546	12	8,535	4,853	13	4,840
<b>Total -- Miscellaneous Receipts.....</b>	<b>6,982</b>	<b>2</b>	<b>6,980</b>	<b>49,958</b>	<b>12</b>	<b>49,947</b>	<b>45,915</b>	<b>13</b>	<b>45,901</b>
<b>Total -- Receipts.....</b>	<b>250,073</b>	<b>64,055</b>	<b>186,018</b>	<b>1,366,616</b>	<b>170,005</b>	<b>1,196,611</b>	<b>1,247,834</b>	<b>183,449</b>	<b>1,064,384</b>
<b>Total -- On-Budget.....</b>	<b>184,625</b>	<b>64,055</b>	<b>120,570</b>	<b>1,058,967</b>	<b>170,005</b>	<b>888,962</b>	<b>975,609</b>	<b>183,449</b>	<b>792,160</b>
<b>Total -- Off-Budget.....</b>	<b>65,448</b>		<b>65,448</b>	<b>307,649</b>		<b>307,649</b>	<b>272,225</b>		<b>272,225</b>

'In accordance with the Social Security Act as amended: "Individual income taxes, Withheld" have been decreased and "Federal Insurance Contribution Act Taxes" correspondingly increased by \$4,830 million to correct estimates for the quarter ending March 2013. "Individual income taxes, Other" have decreased and "Self-Employment Contribution Act Taxes" correspondingly increased by \$481 million to correct estimates for calendar year 2010 and prior.

... No Transactions  
 (\*\*) Less than \$500,000  
 Note: Details may not add to totals due to rounding.

**Table 5. Outlays of the U.S. Government, March 2013 and Other Periods**

Classification	[\$ millions]								
	This Month			Current Fiscal Year to Date			Prior Fiscal Year to Date		
	Gross Outlays	Applicable Receipts	Outlays	Gross Outlays	Applicable Receipts	Outlays	Gross Outlays	Applicable Receipts	Outlays
<b>Legislative Branch:</b>									
Senate.....	73	(**)	73	437	1	436	456	2	454
House of Representatives.....	104	(**)	103	656	1	655	712	1	711
Joint Items.....	1	.....	1	9	.....	9	9	.....	9
Capital Police.....	27	.....	27	175	.....	175	165	.....	165
Congressional Budget Office.....	3	.....	3	21	.....	21	23	.....	23
Architect of the Capitol.....	41	(**)	40	270	2	268	280	2	279
Library of Congress.....	47	1	46	301	4	297	339	3	336
Government Printing Office.....	1	.....	1	68	.....	68	28	.....	28
Government Accountability Office.....	34	.....	34	235	.....	235	264	.....	264
United States Tax Court.....	5	.....	5	25	.....	25	25	.....	25
Other Legislative Branch Agencies.....	8	.....	8	38	.....	38	30	.....	30
Proprietary Receipts from the Public.....	.....	(**)	(**)	.....	5	-5	.....	9	-9
Intrabudgetary Transaction.....	-3	.....	-3	-8	.....	-8	-11	.....	-11
Offsetting Governmental Receipts.....	.....	.....	.....	.....	(**)	(**)	.....	.....	.....
<b>Total--Legislative Branch.....</b>	<b>340</b>	<b>2</b>	<b>338</b>	<b>2,228</b>	<b>14</b>	<b>2,214</b>	<b>2,320</b>	<b>17</b>	<b>2,303</b>
<b>Judicial Branch:</b>									
Supreme Court of the United States.....	9	.....	9	41	.....	41	43	.....	43
Courts of Appeals, District Courts, and Other									
Judicial Services.....	700	.....	700	3,547	.....	3,547	3,826	.....	3,826
Other.....	31	.....	31	171	.....	171	212	.....	212
Proprietary Receipts from the Public.....	.....	8	-8	.....	77	-77	.....	64	-64
Intrabudgetary Transactions.....	6	.....	6	-78	.....	-78	-437	.....	-437
<b>Total--Judicial Branch.....</b>	<b>745</b>	<b>8</b>	<b>738</b>	<b>3,682</b>	<b>77</b>	<b>3,604</b>	<b>3,643</b>	<b>64</b>	<b>3,579</b>
<b>Department of Agriculture:</b>									
Agricultural Research Service.....	90	.....	90	542	.....	542	581	.....	581
National Institute of Food and Agriculture:									
Research and Education Activities.....	44	.....	44	301	.....	301	318	.....	318
Extension Activities.....	22	.....	22	169	.....	169	220	.....	220
Other.....	9	.....	9	57	.....	57	45	.....	45
Animal and Plant Health Inspection Service.....	94	.....	94	516	.....	516	545	.....	545
Food Safety and Inspection Service.....	43	.....	43	482	.....	482	475	.....	475
Agricultural Marketing Service.....	112	.....	112	627	.....	627	499	.....	499
Risk Management Agency:									
Administrative and Operating Expenses.....	4	.....	4	36	.....	36	38	.....	38
Federal Crop Insurance Corporation Fund.....	1,002	206	796	15,419	2,202	13,217	6,608	2,949	3,659
Farm Service Agency:									
Salaries and Expenses.....	116	.....	116	687	.....	687	643	.....	643
USDA Supplemental Assistance.....	(**)	.....	(**)	(**)	.....	(**)	(**)	.....	(**)
Agricultural Disaster Relief Fund.....	68	.....	68	852	.....	852	452	.....	452
Commodity Credit Corporation.....	629	1,034	-405	16,243	5,770	10,473	14,797	6,459	8,338
Tobacco Trust Fund.....	193	.....	193	424	.....	424	460	.....	460
Agricultural Credit Insurance Fund.....	10	15	-4	48	108	-60	166	130	36
Other.....	5	.....	5	34	.....	34	28	.....	28
<b>Total--Farm Service Agency.....</b>	<b>1,022</b>	<b>1,048</b>	<b>-26</b>	<b>18,287</b>	<b>5,878</b>	<b>12,410</b>	<b>16,547</b>	<b>6,589</b>	<b>9,958</b>
Natural Resources Conservation Service:									
Conservation Operations.....	58	.....	58	404	.....	404	458	.....	458
Farm Security and Rural Investment Programs.....	194	.....	194	1,723	.....	1,723	1,665	.....	1,665
Other.....	10	.....	10	84	.....	84	101	.....	101
Rural Development.....	47	.....	47	79	.....	79	-125	.....	-125
Rural Housing Service:									
Rural Housing Insurance Fund.....	6	51	-44	273	314	-41	492	316	176
Rental Assistance Program.....	97	.....	97	565	.....	565	554	.....	554
Other.....	14	.....	14	84	.....	84	96	.....	96
Rural Utilities Service:									
Rural Electrification and Telecommunications Fund.....	40	269	-229	165	491	-325	127	1,153	-1,027
Other.....	114	15	99	782	104	678	790	115	675
Foreign Agricultural Service.....	172	.....	172	691	.....	691	1,129	.....	1,129
Food and Nutrition Service:									
Supplemental Nutrition Assistance Program.....	6,775	.....	6,775	41,347	.....	41,347	40,271	.....	40,271
Child Nutrition Programs.....	1,897	.....	1,897	10,702	.....	10,702	10,896	.....	10,896
Special Supplemental Nutrition Program for									
Women, Infants, and Children (WIC).....	525	.....	525	3,315	.....	3,315	3,519	.....	3,519
Other.....	19	.....	19	204	.....	204	267	.....	267
<b>Total--Food and Nutrition Service.....</b>	<b>9,215</b>	<b>.....</b>	<b>9,215</b>	<b>55,568</b>	<b>.....</b>	<b>55,568</b>	<b>54,954</b>	<b>.....</b>	<b>54,954</b>
Forest Service:									
National Forest System.....	133	.....	133	717	.....	717	732	.....	732
Capital Improvement and Maintenance.....	32	.....	32	216	.....	216	297	.....	297
Wildland Fire Management.....	147	.....	147	1,189	.....	1,189	861	.....	861
Forest Service Permanent Appropriations.....	-1	.....	-1	332	.....	332	411	.....	411
Other.....	-2	.....	-2	392	.....	392	395	.....	395
<b>Total--Forest Service.....</b>	<b>310</b>	<b>.....</b>	<b>310</b>	<b>2,845</b>	<b>.....</b>	<b>2,845</b>	<b>2,696</b>	<b>.....</b>	<b>2,696</b>
Other.....	114	4	111	516	22	494	472	21	451
Proprietary Receipts from the Public.....	.....	146	-146	.....	519	-519	.....	430	-430
Intrabudgetary Transactions.....	-47	.....	-47	192	.....	192	99	.....	99
<b>Total--Department of Agriculture.....</b>	<b>12,786</b>	<b>1,737</b>	<b>11,048</b>	<b>100,408</b>	<b>9,528</b>	<b>90,880</b>	<b>89,384</b>	<b>11,574</b>	<b>77,810</b>

**Table 5. Outlays of the U.S. Government, March 2013 and Other Periods —Continued**

Classification	[\$ millions]								
	This Month			Current Fiscal Year to Date			Prior Fiscal Year to Date		
	Gross Outlays	Applicable Receipts	Outlays	Gross Outlays	Applicable Receipts	Outlays	Gross Outlays	Applicable Receipts	Outlays
<b>Department of Commerce:</b>									
Economic Development Administration .....	43	(**)	43	225	(**)	224	218	(**)	218
Bureau of the Census .....	93	.....	93	584	.....	584	610	.....	610
International Trade Administration .....	40	.....	40	222	.....	222	236	.....	236
National Oceanic and Atmospheric Administration .....	453	-22	475	2,634	55	2,579	2,745	61	2,684
National Institute of Standards and Technology .....	74	.....	74	476	.....	476	567	.....	567
National Telecommunication and Information Administration .....	71	.....	71	574	.....	574	987	.....	987
Other .....	-244	6	-249	-97	33	-131	251	29	222
Proprietary Receipts from the Public .....	.....	1	-1	.....	3	-3	.....	-1	1
Intrabudgetary Transactions .....	(**)	.....	(**)	3	.....	3	-10	.....	-10
Offsetting Governmental Receipts .....	.....	1	-1	.....	1	-1	.....	6	-6
<b>Total--Department of Commerce .....</b>	<b>531</b>	<b>-14</b>	<b>545</b>	<b>4,620</b>	<b>93</b>	<b>4,527</b>	<b>5,604</b>	<b>95</b>	<b>5,509</b>
<b>Department of Defense--Military Programs:</b>									
Military Personnel:									
Department of the Army .....	5,095	.....	5,095	33,664	.....	33,664	36,268	.....	36,268
Department of the Navy .....	3,562	.....	3,562	23,322	.....	23,322	25,163	.....	25,163
Department of the Air Force .....	2,684	.....	2,684	18,359	.....	18,359	18,952	.....	18,952
Defense Agencies .....	.....	.....	.....	6,791	.....	6,791	5,376	.....	5,376
<b>Total--Military Personnel .....</b>	<b>11,341</b>	<b>.....</b>	<b>11,341</b>	<b>82,135</b>	<b>.....</b>	<b>82,135</b>	<b>85,760</b>	<b>.....</b>	<b>85,760</b>
Operation and Maintenance:									
Department of the Army .....	6,685	.....	6,685	42,352	.....	42,352	47,662	.....	47,662
Department of the Navy .....	4,621	.....	4,621	27,454	.....	27,454	28,590	.....	28,590
Department of the Air Force .....	4,215	.....	4,215	26,736	.....	26,736	28,807	.....	28,807
Defense Agencies .....	6,165	.....	6,165	34,058	.....	34,058	33,769	.....	33,769
<b>Total--Operation and Maintenance .....</b>	<b>21,686</b>	<b>.....</b>	<b>21,686</b>	<b>130,600</b>	<b>.....</b>	<b>130,600</b>	<b>138,828</b>	<b>.....</b>	<b>138,828</b>
International Reconstruction and Other Assistance:									
Department of the Army .....	(**)	.....	(**)	1	.....	1	(**)	.....	(**)
Procurement:									
Department of the Army .....	2,207	.....	2,207	14,764	.....	14,764	17,808	.....	17,808
Department of the Navy .....	3,977	.....	3,977	20,548	.....	20,548	21,066	.....	21,066
Department of the Air Force .....	6,809	.....	6,809	21,602	.....	21,602	22,696	.....	22,696
Defense Agencies .....	682	.....	682	3,603	.....	3,603	4,200	.....	4,200
<b>Total--Procurement .....</b>	<b>13,675</b>	<b>.....</b>	<b>13,675</b>	<b>60,517</b>	<b>.....</b>	<b>60,517</b>	<b>65,771</b>	<b>.....</b>	<b>65,771</b>
Research, Development, Test, and Evaluation:									
Department of the Army .....	619	.....	619	3,938	.....	3,938	4,382	.....	4,382
Department of the Navy .....	1,387	.....	1,387	7,860	.....	7,860	8,172	.....	8,172
Department of the Air Force .....	2,241	.....	2,241	11,810	.....	11,810	12,809	.....	12,809
Defense Agencies .....	1,549	.....	1,549	8,908	.....	8,908	9,302	.....	9,302
<b>Total--Research, Development, Test, and Evaluation .....</b>	<b>5,798</b>	<b>.....</b>	<b>5,798</b>	<b>32,517</b>	<b>.....</b>	<b>32,517</b>	<b>34,664</b>	<b>.....</b>	<b>34,664</b>
Military Construction:									
Department of the Army .....	228	.....	228	2,104	.....	2,104	2,472	.....	2,472
Department of the Navy .....	194	.....	194	1,327	.....	1,327	1,373	.....	1,373
Department of the Air Force .....	114	.....	114	695	.....	695	790	.....	790
Defense Agencies .....	316	.....	316	1,942	.....	1,942	3,203	.....	3,203
<b>Total--Military Construction .....</b>	<b>852</b>	<b>.....</b>	<b>852</b>	<b>6,067</b>	<b>.....</b>	<b>6,067</b>	<b>7,837</b>	<b>.....</b>	<b>7,837</b>
Family Housing:									
Department of the Army .....	29	.....	29	325	.....	325	281	.....	281
Department of the Navy .....	32	.....	32	200	.....	200	201	.....	201
Department of the Air Force .....	51	.....	51	322	.....	322	460	.....	460
Defense Agencies .....	23	3	20	195	64	130	268	76	192
Revolving and Management Funds:									
Department of the Navy .....	64	.....	64	611	.....	611	925	.....	925
Defense Agencies:									
Working Capital Fund .....	201	.....	201	1,367	.....	1,367	841	.....	841
Other .....	84	.....	84	120	.....	120	123	.....	123
Allowances .....	(**)	.....	(**)	-37	.....	-37	2	.....	2
Trust Funds:									
Department of the Army .....	6	.....	6	8	.....	8	2	.....	2
Department of the Navy .....	2	.....	2	11	.....	11	14	.....	14
Department of the Air Force .....	(**)	.....	(**)	1	.....	1	1	.....	1
Defense Agencies .....	31	.....	31	145	.....	145	116	.....	116
Proprietary Receipts from the Public:									
Department of the Army .....	.....	19	-19	.....	293	-293	.....	193	-193
Department of the Navy .....	.....	7	-7	.....	67	-67	.....	170	-170
Department of the Air Force .....	.....	-89	89	.....	-92	92	.....	-10	10
Defense Agencies .....	.....	120	-120	.....	402	-402	.....	427	-427
Intrabudgetary Transactions:									
Department of the Army .....	-256	.....	-256	378	.....	378	266	.....	266
Department of the Navy .....	128	.....	128	-76	.....	-76	8	.....	8
Department of the Air Force .....	16	.....	16	28	.....	28	-34	.....	-34
Defense Agencies .....	-87	.....	-87	-102	.....	-102	-38	.....	-38
Offsetting Governmental Receipts:									
Defense Agencies .....	.....	.....	.....	.....	.....	.....	.....	(**)	(**)
<b>Total--Department of Defense--Military Programs .....</b>	<b>53,676</b>	<b>61</b>	<b>53,615</b>	<b>315,333</b>	<b>735</b>	<b>314,598</b>	<b>336,296</b>	<b>855</b>	<b>335,440</b>



**Table 5. Outlays of the U.S. Government, March 2013 and Other Periods —Continued**

Classification	[\$ millions]								
	This Month			Current Fiscal Year to Date			Prior Fiscal Year to Date		
	Gross Outlays	Applicable Receipts	Outlays	Gross Outlays	Applicable Receipts	Outlays	Gross Outlays	Applicable Receipts	Outlays
<b>Department of Education:</b>									
Office of Elementary and Secondary Education:									
Accelerating Achievement and Ensuring Equity.....	1,759	.....	1,759	7,997	.....	7,997	8,349	.....	8,349
Impact Aid.....	104	.....	104	1,011	.....	1,011	1,050	.....	1,050
Education Improvement Programs.....	432	.....	432	2,321	.....	2,321	2,510	.....	2,510
State Fiscal Stabilization Fund, Recovery Act.....	112	.....	112	564	.....	564	1,097	.....	1,097
Other.....	32	.....	32	424	.....	424	2,012	.....	2,012
Total--Office of Elementary and Secondary Education.....	2,439	.....	2,439	12,317	.....	12,317	15,018	.....	15,018
Office of Innovation and Improvement.....	91	.....	91	496	.....	496	418	.....	418
Office of English Language Acquisition.....	88	.....	88	350	.....	350	340	.....	340
Office of Special Education and Rehabilitative Services:									
Special Education.....	1,264	.....	1,264	6,295	.....	6,295	7,597	.....	7,597
Rehabilitation Services and Disability Research.....	303	.....	303	1,787	.....	1,787	1,768	.....	1,768
Special Institutions for Persons with Disabilities.....	11	.....	11	93	.....	93	103	.....	103
Office of Vocational and Adult Education.....	148	.....	148	849	.....	849	906	.....	906
Office of Postsecondary Education:									
Higher Education.....	187	.....	187	1,137	.....	1,137	1,142	.....	1,142
Other.....	(**)	(**)	(**)	103	9	94	115	8	107
Total--Office of Postsecondary Education.....	187	(**)	187	1,240	9	1,231	1,257	8	1,249
Office of Federal Student Aid:									
Student Financial Assistance.....	2,449	.....	2,449	19,680	.....	19,680	20,557	.....	20,557
Student Aid Administration.....	113	.....	113	652	.....	652	541	.....	541
Federal Direct Student Loans.....	.....	.....	.....	(**)	.....	(**)	(**)	.....	(**)
Federal Family Education Loans.....	-54	.....	-54	-189	.....	-189	-225	.....	-225
Other.....	(**)	.....	(**)	7	.....	7	17	.....	17
Total--Office of Federal Student Aid.....	2,508	.....	2,508	20,150	.....	20,150	20,890	.....	20,890
Institute of Education Sciences.....	77	.....	77	369	.....	369	336	.....	336
Departmental Management.....	43	.....	43	289	.....	289	305	.....	305
Other.....	(**)	.....	(**)	5	.....	5	6	.....	6
Proprietary Receipts from the Public.....	.....	-24	24	.....	14,236	-14,236	.....	13,130	-13,130
Intrabudgetary Transactions.....	-4	.....	-4	-248	.....	-248	-911	.....	-911
Total--Department of Education.....	7,156	-23	7,180	43,992	14,245	29,747	48,033	13,138	34,895
<b>Department of Energy:</b>									
National Nuclear Security Administration:									
Naval Reactors.....	96	.....	96	460	.....	460	479	.....	479
Weapons Activities.....	558	.....	558	3,413	.....	3,413	3,734	.....	3,734
Defense Nuclear Nonproliferation.....	161	.....	161	1,065	.....	1,065	1,216	.....	1,216
Other.....	27	.....	27	197	.....	197	216	.....	216
Environmental and Other Defense Activities:									
Defense Environmental Cleanup.....	343	.....	343	2,487	.....	2,487	2,978	.....	2,978
Other Defense Activities.....	86	.....	86	424	.....	424	383	.....	383
Defense Nuclear Waste Disposal.....	(**)	.....	(**)	2	.....	2	8	.....	8
Other.....	.....	.....	.....	.....	.....	.....	(**)	.....	(**)
Energy Programs:									
Science.....	398	.....	398	2,602	.....	2,602	2,746	.....	2,746
Energy Supply.....	130	.....	130	965	.....	965	1,272	.....	1,272
Energy Efficiency and Renewable Energy.....	275	.....	275	1,723	.....	1,723	3,757	.....	3,757
Fossil Energy Research and Development.....	65	.....	65	474	.....	474	560	.....	560
Uranium Enrichment Decontamination and Decommissioning Fund.....	41	.....	41	191	.....	191	258	.....	258
Advanced Technology Vehicles Manufacturing Loan Program.....	95	.....	95	113	.....	113	498	.....	498
Title 17 Innovative Technology Loan Guarantee Program.....	54	.....	54	341	.....	341	727	.....	727
Other.....	82	.....	77	473	28	445	531	29	502
Total--Energy Programs.....	1,141	5	1,136	6,881	28	6,853	10,349	29	10,320
Power Marketing Administration.....	289	633	-344	1,849	2,159	-310	1,772	1,736	36
Departmental Administration.....	11	.....	11	129	.....	129	126	.....	126
Proprietary Receipts from the Public.....	.....	1,007	-1,007	.....	1,797	-1,797	.....	2,122	-2,122
Intrabudgetary Transactions.....	-102	.....	-102	-741	.....	-741	-687	.....	-687
Total--Department of Energy.....	2,612	1,645	967	16,166	3,984	12,182	20,575	3,887	16,688

**Table 5. Outlays of the U.S. Government, March 2013 and Other Periods —Continued**

Classification	This Month			Current Fiscal Year to Date			Prior Fiscal Year to Date		
	Gross Outlays	Applicable Receipts	Outlays	Gross Outlays	Applicable Receipts	Outlays	Gross Outlays	Applicable Receipts	Outlays
<b>Department of Health and Human Services:</b>									
Food and Drug Administration .....	132	1	132	650	4	645	1,071	4	1,067
Health Resources and Services Administration .....	706	1	705	4,265	4	4,261	4,377	4	4,373
Indian Health Services .....	257	.....	257	2,084	.....	2,084	3,042	.....	3,042
Centers for Disease Control and Prevention .....	536	.....	536	3,200	.....	3,200	3,383	.....	3,383
National Institutes of Health .....	2,666	.....	2,666	15,367	.....	15,367	16,059	.....	16,059
Substance Abuse and Mental Health Services Administration .....	338	.....	338	1,632	.....	1,632	1,560	.....	1,560
Agency for Healthcare Research and Quality .....	-20	.....	-20	205	.....	205	135	.....	135
<b>Centers for Medicare and Medicaid Services:</b>									
Grants to States for Medicaid .....	20,970	.....	20,970	129,235	.....	129,235	121,190	.....	121,190
Payments to Health Care Trust Funds .....	19,138	.....	19,138	111,310	.....	111,310	110,361	.....	110,361
Children's Health Insurance Fund .....	1,302	.....	1,302	4,970	.....	4,970	4,535	.....	4,535
State Grants and Demonstrations .....	47	.....	47	275	.....	275	249	.....	249
<b>Federal Hospital Insurance Trust Fund:</b>									
Benefit Payments .....	21,841	.....	21,841	129,137	.....	129,137	124,352	.....	124,352
Administrative Expenses .....	691	.....	691	3,911	.....	3,911	2,387	.....	2,387
Total--FHI Trust Fund .....	22,532	.....	22,532	133,048	.....	133,048	126,739	.....	126,739
Health Care Fraud and Abuse Control .....	119	.....	119	609	.....	609	760	.....	760
<b>Federal Supplementary Medical Insurance Trust Fund:</b>									
Benefit Payments .....	19,544	.....	19,544	117,587	.....	117,587	111,261	.....	111,261
Administrative Expenses .....	803	.....	803	2,988	.....	2,988	2,281	.....	2,281
<b>Medicare Prescription Drugs:</b>									
Benefit Payments .....	4,576	.....	4,576	30,547	.....	30,547	28,886	.....	28,886
Administrative Expenses .....	37	.....	37	196	.....	196	168	.....	168
Total--FSMI Trust Fund .....	24,959	.....	24,959	151,318	.....	151,318	142,595	.....	142,595
Other .....	54	.....	54	2,097	.....	2,097	2,870	.....	2,870
Total--Centers for Medicare and Medicaid Services .....	89,122	.....	89,122	532,862	.....	532,862	509,299	.....	509,299
<b>Administration for Children and Families:</b>									
Temporary Assistance for Needy Families .....	1,383	.....	1,383	8,710	.....	8,710	8,299	.....	8,299
Contingency Fund .....	61	.....	61	287	.....	287	436	.....	436
Payments to States for Child Support Enforcement and Family Support Programs .....	248	.....	248	1,626	.....	1,626	1,596	.....	1,596
Low Income Home Energy Assistance .....	362	.....	362	2,286	.....	2,286	2,371	.....	2,371
Refugee and Entrant Assistance .....	72	.....	72	452	.....	452	340	.....	340
Child Care Entitlement to States .....	283	.....	283	1,423	.....	1,423	1,283	.....	1,283
Payments to States for the Child Care and Development Block Grant .....	204	.....	204	1,094	.....	1,094	1,185	.....	1,185
Social Services Block Grant .....	141	.....	141	1,007	.....	1,007	856	.....	856
Children and Families Services Programs .....	961	.....	961	5,051	.....	5,051	5,026	.....	5,026
Payments to States for Foster Care and Adoption Assistance .....	668	.....	668	3,363	.....	3,363	3,458	.....	3,458
Other .....	51	.....	51	307	.....	307	263	.....	263
Total--Administration for Children and Families .....	4,433	.....	4,433	25,606	.....	25,606	25,115	.....	25,115
Administration on Aging .....	120	.....	120	752	.....	752	748	.....	748
Departmental Management .....	293	.....	293	1,592	.....	1,592	1,598	.....	1,598
Other .....	78	.....	78	340	.....	340	308	.....	308
Proprietary Receipts from the Public .....	.....	6,996	-6,996	.....	39,838	-39,838	.....	137,477	-37,477
<b>Intrabudgetary Transactions:</b>									
<b>Payments for Health Insurance for the Aged:</b>									
Federal Supplementary Medical Insurance Trust Fund .....	-19,126	.....	-19,126	-110,164	.....	-110,164	-107,137	.....	-107,137
<b>Payments for Tax and Other Credits:</b>									
Federal Hospital Insurance Trust Fund .....	-13	.....	-13	-1,118	.....	-1,118	-3,227	.....	-3,227
Other .....	-29	.....	-29	-44	.....	-44	143	.....	143
Total--Department of Health and Human Services .....	79,495	6,998	72,497	477,229	39,846	437,383	456,474	37,485	418,989
<b>Department of Homeland Security:</b>									
Departmental Management and Operations .....	120	.....	120	645	.....	645	551	.....	551
Citizenship and Immigration Services .....	217	.....	217	1,334	.....	1,334	1,296	.....	1,296
United States Secret Service .....	157	.....	157	918	.....	918	906	.....	906
Transportation Security Administration .....	405	.....	405	2,861	.....	2,861	2,833	.....	2,833
Immigration and Customs Enforcement .....	402	.....	402	2,815	.....	2,815	2,945	.....	2,945
Customs and Border Protection .....	958	.....	958	5,872	.....	5,872	6,115	.....	6,115
United States Coast Guard .....	833	.....	833	5,166	3	5,163	5,249	6	5,243
National Protection and Programs Directorate .....	157	.....	157	690	.....	690	786	.....	786
<b>Federal Emergency Management Agency:</b>									
State and Local Programs .....	302	.....	302	1,727	.....	1,727	1,305	.....	1,305
Firefighter Assistance Grants .....	48	.....	48	359	.....	359	361	.....	361
Disaster Relief .....	872	.....	872	5,472	.....	5,472	3,590	.....	3,590
National Flood Insurance Fund .....	1,430	121	1,309	7,401	648	6,753	1,752	728	1,024
Other .....	110	.....	110	615	.....	615	731	.....	731
Total--Federal Emergency Management Agency .....	2,762	121	2,641	15,573	648	14,926	7,738	728	7,010
Science and Technology .....	52	.....	52	262	.....	262	426	.....	426
Domestic Nuclear Detection Office .....	23	.....	23	145	.....	145	180	.....	180
Other .....	35	.....	35	227	.....	227	234	.....	234
Proprietary Receipts from the Public .....	.....	-10	10	.....	174	-174	.....	41	-41
Intrabudgetary Transactions .....	-20	.....	-20	13	.....	13	28	.....	28
Offsetting Governmental Receipts .....	.....	457	-457	.....	3,332	-3,332	.....	3,302	-3,302
Total--Department of Homeland Security .....	6,099	568	5,532	36,523	4,156	32,366	29,287	4,076	25,211

**Table 5. Outlays of the U.S. Government, March 2013 and Other Periods —Continued**

Classification	[\$ millions]								
	This Month			Current Fiscal Year to Date			Prior Fiscal Year to Date		
	Gross Outlays	Applicable Receipts	Outlays	Gross Outlays	Applicable Receipts	Outlays	Gross Outlays	Applicable Receipts	Outlays
<b>Department of Housing and Urban Development:</b>									
Public and Indian Housing Programs:									
Tenant Based Rental Assistance.....	1,562	.....	1,562	9,177	.....	9,177	8,856	.....	8,856
Housing Certificate Fund.....	41	.....	41	263	.....	263	484	.....	484
Project-Based Rental Assistance.....	785	.....	785	4,665	.....	4,665	4,540	.....	4,540
Public Housing Capital Fund.....	181	.....	181	1,110	.....	1,110	1,444	.....	1,444
Public Housing Operating Fund.....	322	.....	322	2,086	.....	2,086	2,258	.....	2,258
Revitalization of Severely Distressed Public Housing (Hope VI).....	15	.....	15	72	.....	72	49	.....	49
Native American Housing Block Grant.....	45	.....	45	250	.....	250	367	.....	367
Other.....	(**)	.....	(**)	3	.....	3	4	.....	4
Total--Public and Indian Housing Programs.....	2,951	.....	2,951	17,626	.....	17,626	18,002	.....	18,002
Community Planning and Development:									
Housing Opportunities for Persons with AIDS.....	25	.....	25	139	.....	139	149	.....	149
Community Development Fund.....	457	.....	457	3,037	.....	3,037	3,615	.....	3,615
Home Investment Partnership Program.....	114	.....	114	720	.....	720	1,004	.....	1,004
Neighborhood Stabilization Program.....	153	.....	153	561	.....	561	354	.....	354
Homeless Assistance Grants.....	148	.....	148	896	.....	896	993	.....	993
Other.....	7	.....	7	49	.....	49	48	(**)	48
Total--Community Planning and Development.....	905	.....	905	5,401	.....	5,401	6,164	(**)	6,164
Housing Programs:									
Credit Accounts:									
FHA-Mutual Mortgage Insurance Fund, Program Account.....	9	.....	9	53	.....	53	50	.....	50
FHA-Mutual Mortgage Insurance Capital Reserve Account.....	-1,211	.....	-1,211	-7,677	.....	-7,677	-2,340	.....	-2,340
FHA-Mutual Mortgage and Cooperative Housing Insurance Fund, Liquidating Account.....	5	2	3	18	9	8	17	11	6
FHA-General and Special Risk Fund, Program Account.....	.....	.....	.....	(**)	.....	(**)	1	.....	1
FHA-General and Special Risk Fund, Liquidating Account.....	22	38	-16	39	97	-57	61	119	-58
Housing for the Elderly or Handicapped Fund, Liquidating Account.....	(**)	67	-67	1	319	-318	1	282	-281
Home Ownership Preservation Equity Fund.....	.....	.....	.....	.....	.....	.....	(**)	.....	(**)
Housing for the Elderly.....	63	.....	63	425	.....	425	430	.....	430
Housing for Persons with Disabilities.....	20	.....	20	109	.....	109	108	.....	108
Other Assisted Housing Programs.....	33	.....	33	203	.....	203	231	.....	231
Other.....	8	4	4	64	17	47	173	21	152
Total--Housing Programs.....	-1,051	110	-1,161	-6,765	442	-7,207	-1,267	433	-1,701
Government National Mortgage Association:									
Guarantees of Mortgage-Backed Securities.....	-3	2	-4	93	19	74	100	22	79
Management and Administration.....	149	.....	149	891	.....	891	863	.....	863
Other.....	20	.....	20	118	.....	118	139	.....	139
Proprietary Receipts from the Public:									
FHA-General and Special Risk Fund.....	.....	98	-98	.....	319	-319	.....	154	-154
Other.....	.....	-2	2	.....	1	-1	.....	5	-5
Intrabudgetary Transactions.....	-2	.....	-2	-18	.....	-18	-4	.....	-4
Offsetting Governmental Receipts.....	.....	(**)	(**)	.....	2	-2	.....	2	-2
Total--Department of Housing and Urban Development.....	2,969	208	2,761	17,346	782	16,564	23,996	615	23,381
<b>Department of the Interior:</b>									
Land and Minerals Management:									
Bureau of Land Management:									
Management of Lands and Resources.....	75	.....	75	450	.....	450	442	.....	442
Other.....	47	47	(**)	290	109	181	307	101	206
Bureau of Ocean Energy Management, Regulation and Enforcement.....	4	.....	4	-21	.....	-21	42	.....	42
Office of Surface Mining Reclamation and Enforcement.....	29	.....	29	440	.....	440	506	.....	506
Total--Land and Minerals Management.....	156	47	109	1,160	109	1,050	1,297	101	1,196
Water and Science:									
Bureau of Reclamation:									
Water and Related Resources.....	51	.....	51	406	.....	406	508	.....	508
Other.....	49	30	19	361	161	201	255	169	86
United States Geological Survey.....	87	.....	87	545	.....	545	561	.....	561
Other.....	1	.....	1	15	.....	15	27	.....	27
Total--Water and Science.....	188	30	158	1,328	161	1,167	1,351	169	1,182
Fish and Wildlife and Parks:									
United States Fish and Wildlife Service.....	294	.....	294	1,325	.....	1,325	1,135	.....	1,135
National Park Service.....	139	.....	139	1,389	.....	1,389	1,554	.....	1,554
Total--Fish and Wildlife and Parks.....	432	.....	432	2,714	.....	2,714	2,689	.....	2,689
Bureau of Indian Affairs and Bureau of Indian Education.....									
229	(**)	229	833	1	832	1,428	1	1,428	
Departmental Offices:									
Mineral Leasing and Associated Payments.....	116	.....	116	948	.....	948	1,060	.....	1,060
Other.....	26	.....	26	147	.....	147	133	.....	133
Insular Affairs.....	93	.....	93	236	.....	236	236	.....	236
Office of the Special Trustee for American Indians.....	61	.....	61	372	.....	372	335	.....	335
Department-Wide Programs.....	(**)	.....	(**)	560	.....	560	879	.....	879
Other.....	18	.....	18	93	.....	93	78	.....	78
Proprietary Receipts from the Public.....	.....	333	-333	-1,900	2,675	-4,575	.....	2,944	-2,944
Intrabudgetary Transactions.....	-31	.....	-31	-95	.....	-95	-74	.....	-74
Total--Department of the Interior.....	1,290	411	879	6,396	2,945	3,450	9,412	3,215	6,197

**Table 5. Outlays of the U.S. Government, March 2013 and Other Periods —Continued**

Classification	[\$ millions]								
	This Month			Current Fiscal Year to Date			Prior Fiscal Year to Date		
	Gross Outlays	Applicable Receipts	Outlays	Gross Outlays	Applicable Receipts	Outlays	Gross Outlays	Applicable Receipts	Outlays
<b>Department of Justice:</b>									
General Administration .....	17	.....	17	1,052	.....	1,052	1,001	.....	1,001
Legal Activities and United States Marshals:									
General Legal Activities .....	72	.....	72	393	.....	393	427	.....	427
United States Attorneys .....	144	.....	144	955	.....	955	957	.....	957
United States Marshals Service .....	264	.....	264	682	.....	682	716	.....	716
Assets Forfeiture Fund .....	177	.....	177	510	.....	510	598	.....	598
Other .....	52	.....	52	241	.....	241	264	.....	264
Federal Bureau of Investigation .....	680	.....	680	4,091	.....	4,091	3,967	.....	3,967
Drug Enforcement Administration .....	183	.....	183	1,121	.....	1,121	1,101	.....	1,101
Bureau of Alcohol, Tobacco, Firearms, and Explosives .....	81	.....	81	538	.....	538	554	.....	554
Federal Prison System .....	553	28	525	3,454	189	3,266	3,542	179	3,364
Office of Justice Programs:									
State and Local Law Enforcement Assistance .....	68	.....	68	799	.....	799	958	.....	958
Community Oriented Policing Services .....	25	.....	25	277	.....	277	280	.....	280
Crime Victims Fund .....	77	.....	77	362	.....	362	316	.....	316
Other .....	50	.....	50	496	.....	496	575	.....	575
Other .....	69	.....	69	445	.....	445	446	.....	446
Proprietary Receipts from the Public .....	.....	4	-4	.....	174	-174	.....	169	-169
Intrabudgetary Transactions .....	51	.....	51	251	.....	251	188	.....	188
Offsetting Governmental Receipts .....	.....	39	-39	.....	260	-260	.....	236	-236
<b>Total--Department of Justice .....</b>	<b>2,564</b>	<b>72</b>	<b>2,492</b>	<b>15,666</b>	<b>623</b>	<b>15,043</b>	<b>15,890</b>	<b>584</b>	<b>15,306</b>
<b>Department of Labor:</b>									
Employment and Training Administration:									
Training and Employment Services .....	296	.....	296	1,753	.....	1,753	1,846	.....	1,846
Office of Job Corps .....	153	.....	153	816	.....	816	859	.....	859
Community Service Employment for Older Americans .....	35	.....	35	211	.....	211	243	.....	243
Federal Unemployment Benefits and Allowances .....	38	.....	38	239	.....	239	332	.....	332
Federal Additional Unemployment Compensation Program-Recovery Act .....	-5	.....	-5	-11	.....	-11	-3	.....	-3
State Unemployment Insurance and Employment Service Operations .....	73	.....	73	-53	.....	-53	70	.....	70
Payments to the Unemployment Trust Fund .....	248	.....	248	31,479	.....	31,479	48,282	.....	48,282
Advances to the Unemployment Trust Fund and Other Funds .....	.....	.....	.....	.....	.....	.....	140	.....	140
Program Administration .....	10	.....	10	49	.....	49	58	.....	58
Unemployment Trust Fund:									
Federal-State Unemployment Insurance:									
State Unemployment Benefits .....	5,711	.....	5,711	36,849	.....	36,849	49,947	.....	49,947
State Administrative Expenses .....	262	.....	262	2,299	.....	2,299	2,189	.....	2,189
Federal Administrative Expenses .....	39	.....	39	208	.....	208	231	.....	231
Other .....	(**)	.....	(**)	1	.....	1	28	.....	28
Total--Unemployment Trust Fund .....	6,012	.....	6,012	39,357	.....	39,357	52,395	.....	52,395
Other .....	20	.....	20	176	.....	176	90	.....	90
<b>Total--Employment and Training Administration .....</b>	<b>6,880</b>	<b>.....</b>	<b>6,880</b>	<b>74,016</b>	<b>.....</b>	<b>74,016</b>	<b>104,312</b>	<b>.....</b>	<b>104,312</b>

**Table 5. Outlays of the U.S. Government, March 2013 and Other Periods —Continued**

Classification	[\$ millions]								
	This Month			Current Fiscal Year to Date			Prior Fiscal Year to Date		
	Gross Outlays	Applicable Receipts	Outlays	Gross Outlays	Applicable Receipts	Outlays	Gross Outlays	Applicable Receipts	Outlays
<b>Department of Labor:—Continued</b>									
Pension Benefit Guaranty Corporation .....	503	243	259	2,946	3,491	-545	2,925	2,724	201
Employment Standards Administration .....	1	.....	1	1	.....	1	61	.....	61
Office of Workers' Compensation Programs:									
Special Benefits .....	238	.....	238	-141	.....	-141	-1,240	.....	-1,240
Energy Employees Occupational Illness Compensation Fund .....	111	.....	111	636	.....	636	509	.....	509
Special Benefits for Disabled Coal Miners .....	12	.....	12	76	.....	76	86	.....	86
Black Lung Disability Trust Fund.....	19	.....	19	120	.....	120	135	.....	135
Other .....	29	.....	29	182	.....	182	179	.....	179
Wage and Hour Division .....	3	.....	3	22	.....	22	16	.....	16
Occupational Safety and Health Administration .....	42	.....	42	265	.....	265	281	.....	281
Mine Safety and Health Administration .....	27	.....	27	175	.....	175	187	.....	187
Bureau of Labor Statistics.....	58	.....	58	331	.....	331	261	.....	261
Departmental Management .....	53	.....	53	301	.....	301	223	.....	223
Other .....	22	.....	22	154	.....	154	138	.....	138
Proprietary Receipts from the Public.....	.....	(**)	(**)	.....	2	-2	.....	47	-47
Intrabudgetary Transactions .....	-469	.....	-469	-32,059	.....	-32,059	-49,121	.....	-49,121
<b>Total--Department of Labor.....</b>	<b>7,530</b>	<b>244</b>	<b>7,286</b>	<b>47,023</b>	<b>3,493</b>	<b>43,530</b>	<b>58,952</b>	<b>2,771</b>	<b>56,182</b>
<b>Department of State:</b>									
Administration of Foreign Affairs:									
Diplomatic and Consular Programs .....	502	.....	502	4,043	.....	4,043	4,531	.....	4,531
Educational and Cultural Exchange Programs.....	41	.....	41	304	.....	304	312	.....	312
Embassy Security, Construction, and Maintenance.....	133	.....	133	966	.....	966	956	.....	956
Payment to Foreign Service Retirement and Disability Fund .....	.....	.....	.....	77	.....	77	36	.....	36
Foreign Service Retirement and Disability Fund .....	74	.....	74	446	.....	446	433	.....	433
Other .....	216	.....	216	291	.....	291	-536	.....	-536
<b>Total--Administration of Foreign Affairs.....</b>	<b>966</b>	<b>.....</b>	<b>966</b>	<b>6,128</b>	<b>.....</b>	<b>6,128</b>	<b>5,732</b>	<b>.....</b>	<b>5,732</b>
International Organizations and Conferences .....	86	.....	86	1,115	.....	1,115	1,552	.....	1,552
Global Health and Child Survival .....	382	.....	382	2,816	.....	2,816	3,266	.....	3,266
Migration and Refugee Assistance .....	197	.....	197	1,093	.....	1,093	712	.....	712
International Narcotics Control and Law Enforcement .....	93	.....	93	740	.....	740	945	.....	945
Andean Counterdrug Programs .....	5	.....	5	38	.....	38	66	.....	66
Other .....	100	.....	100	539	.....	539	215	.....	215
Proprietary Receipts from the Public.....	.....	2	-2	.....	10	-10	.....	12	-12
Intrabudgetary Transactions .....	-3	.....	-3	-81	.....	-81	83	.....	83
<b>Total--Department of State.....</b>	<b>1,827</b>	<b>2</b>	<b>1,824</b>	<b>12,389</b>	<b>10</b>	<b>12,379</b>	<b>12,572</b>	<b>12</b>	<b>12,560</b>
<b>Department of Transportation:</b>									
Office of the Secretary .....	89	.....	89	462	.....	462	477	.....	477
Federal Aviation Administration:									
Operations .....	460	.....	460	2,181	.....	2,181	1,999	.....	1,999
Airport and Airway Trust Fund:									
Grants-In-Aid for Airports .....	222	.....	222	1,819	.....	1,819	1,640	.....	1,640
Facilities and Equipment .....	205	.....	205	1,312	.....	1,312	1,405	.....	1,405
Research, Engineering, and Development.....	13	.....	13	70	.....	70	81	.....	81
Trust Fund Share of FAA Operations.....	268	.....	268	2,468	.....	2,468	2,850	.....	2,850
<b>Total--Airport and Airway Trust Fund.....</b>	<b>708</b>	<b>.....</b>	<b>708</b>	<b>5,669</b>	<b>.....</b>	<b>5,669</b>	<b>5,977</b>	<b>.....</b>	<b>5,977</b>
Other .....	27	.....	25	44	129	-85	-51	70	-121
<b>Total--Federal Aviation Administration .....</b>	<b>1,195</b>	<b>2</b>	<b>1,193</b>	<b>7,894</b>	<b>129</b>	<b>7,765</b>	<b>7,925</b>	<b>70</b>	<b>7,855</b>
Federal Highway Administration:									
Highway Trust Fund:									
Federal-Aid Highways.....	2,349	.....	2,349	18,132	.....	18,132	17,463	.....	17,463
Other.....	1	.....	1	14	.....	14	3	5	-2
Highway Infrastructure Investment, Recovery Act.....	73	.....	73	593	.....	593	1,892	.....	1,892
Other Programs .....	111	.....	111	6,651	.....	6,651	454	.....	454
<b>Total--Federal Highway Administration .....</b>	<b>2,533</b>	<b>.....</b>	<b>2,533</b>	<b>25,391</b>	<b>.....</b>	<b>25,391</b>	<b>19,813</b>	<b>5</b>	<b>19,808</b>
Federal Motor Carrier Safety Administration .....	37	.....	37	270	.....	270	258	.....	258
National Highway Traffic Safety Administration .....	49	.....	49	407	.....	407	385	.....	385
Federal Railroad Administration:									
Operating Subsidy Grants to the National Railroad Passenger Corporation .....	.....	.....	.....	227	.....	227	287	.....	287
Capital and Debt Service Grants to the National Railroad Passenger Corporation.....	126	.....	126	464	.....	464	524	.....	524
Capital Assistance for High Speed Rail Corridors and Intercity Passenger Rail Service .....	46	.....	46	270	.....	270	211	.....	211
Other .....	26	.....	26	329	.....	329	165	(**)	165
<b>Total--Federal Railroad Administration.....</b>	<b>198</b>	<b>.....</b>	<b>198</b>	<b>1,290</b>	<b>.....</b>	<b>1,290</b>	<b>1,187</b>	<b>(**)</b>	<b>1,187</b>

**Table 5. Outlays of the U.S. Government, March 2013 and Other Periods —Continued**

Classification	[\$ millions]								
	This Month			Current Fiscal Year to Date			Prior Fiscal Year to Date		
	Gross Outlays	Applicable Receipts	Outlays	Gross Outlays	Applicable Receipts	Outlays	Gross Outlays	Applicable Receipts	Outlays
<b>Department of Transportation:—Continued</b>									
Federal Transit Administration:									
Formula Grants.....	11	.....	11	83	.....	83	95	.....	95
Capital Investment Grants.....	173	.....	173	983	.....	983	1,110	.....	1,110
Transit Formula Grants.....	606	.....	606	3,653	.....	3,653	3,731	.....	3,731
Transit Capital Assistance, Recovery Act.....	46	.....	46	315	.....	315	631	.....	631
Other.....	60	.....	60	172	.....	172	179	.....	179
Total—Federal Transit Administration.....	896	.....	896	5,206	.....	5,206	5,746	.....	5,746
Maritime Administration.....	55	(**)	55	186	10	176	47	17	29
Other.....	46	2	45	234	14	221	167	10	157
Proprietary Receipts from the Public.....	.....	7	-7	.....	29	-29	.....	15	-15
Intrabudgetary Transactions:									
Payment from the General Fund, Highway Trust Fund.....	.....	.....	.....	-6,200	.....	-6,200	.....	.....	.....
Other.....	(**)	.....	(**)	-1	.....	-1	-1	.....	-1
Offsetting Governmental Receipts.....	.....	(**)	(**)	.....	(**)	(**)	.....	(**)	(**)
<b>Total—Department of Transportation.....</b>	<b>5,099</b>	<b>10</b>	<b>5,089</b>	<b>35,141</b>	<b>182</b>	<b>34,959</b>	<b>36,004</b>	<b>117</b>	<b>35,888</b>
<b>Department of the Treasury:</b>									
Departmental Offices:									
Exchange Stabilization Fund.....	.....	1	-1	.....	69	-69	(**)	113	-113
Grants for Specified Energy Property in Lieu of Tax Credit.....	850	.....	850	3,903	.....	3,903	2,005	.....	2,005
Housing and Economic Recovery Programs.....	(**)	.....	(**)	1	.....	1	18,645	.....	18,645
Troubled Asset Relief Programs.....	817	.....	817	2,254	.....	2,254	28,460	.....	28,460
Other.....	141	.....	141	958	.....	958	1,570	.....	1,570
Financial Management Service:									
Payment to the Resolution Funding Corporation.....	.....	.....	.....	1,314	.....	1,314	1,314	.....	1,314
Financial Agent Services.....	49	.....	49	305	.....	305	296	.....	296
Interest Paid to Credit Financing Accounts.....	.....	.....	.....	2	.....	2	1	.....	1
Claims, Judgments, and Relief Acts.....	78	.....	78	4,745	.....	4,745	1,265	.....	1,265
Other.....	102	.....	102	491	(**)	491	1,591	(**)	1,591
Total—Financial Management Service.....	228	.....	228	6,858	(**)	6,858	4,466	(**)	4,466
Federal Financing Bank.....	-43	.....	-43	-352	.....	-352	-165	.....	-165
Alcohol and Tobacco Tax and Trade Bureau:									
Salaries and Expenses.....	8	.....	8	48	.....	48	52	.....	52
Internal Revenue Collections for Puerto Rico.....	27	.....	27	180	.....	180	216	.....	216
Bureau of Engraving and Printing.....	9	.....	9	2	.....	2	-8	.....	-8
United States Mint.....	386	332	54	2,640	2,545	94	2,442	2,237	205
Bureau of the Public Debt.....	39	.....	39	127	.....	127	146	.....	146
Internal Revenue Service:									
Taxpayer Services.....	187	.....	187	1,161	.....	1,161	1,144	.....	1,144
Enforcement.....	392	.....	392	2,556	.....	2,556	2,638	.....	2,638
Operations Support.....	292	.....	292	1,964	.....	1,964	2,169	.....	2,169
Build America Bond Payments, Recovery Act.....	110	.....	110	2,072	.....	2,072	1,888	.....	1,888
Payment Where Earned Income Credit Exceeds Liability for Tax.....	12,905	.....	12,905	48,558	.....	48,558	47,972	.....	47,972
Payment Where Child Tax Credit Exceeds Liability for Tax.....	4,821	.....	4,821	17,982	.....	17,982	18,586	.....	18,586
Payment Where Tax Credits to Aid First Time Homebuyers Exceeds Liability for Tax.....	1	.....	1	9	.....	9	23	.....	23
Payment Where Making Work Pay Credit Exceeds Liability for Tax, Recovery Act.....	1	.....	1	-44	.....	-44	220	.....	220
Refunding Internal Revenue Collections, Interest.....	153	.....	153	1,888	.....	1,888	1,322	.....	1,322
Other.....	1,613	(**)	1,613	3,850	1	3,849	5,451	2	5,449
Total—Internal Revenue Service.....	20,473	(**)	20,473	79,997	1	79,995	81,412	2	81,411
Comptroller of the Currency.....	80	489	-409	548	504	44	562	493	68
Interest on the Public Debt:									
Interest on Treasury Debt Securities (Gross):									
Public Issues (Accrual Basis).....	21,889	.....	21,889	118,422	.....	118,422	118,842	.....	118,842
Special Issues (Cash Basis).....	1,583	.....	1,583	73,477	.....	73,477	91,956	.....	91,956
Total—Interest on Treasury Debt Securities (Gross).....	23,472	.....	23,472	191,899	.....	191,899	210,798	.....	210,798
Total—Interest on the Public Debt.....	23,472	.....	23,472	191,899	.....	191,899	210,798	.....	210,798
Other.....	8	.....	8	50	.....	50	41	.....	41
Proprietary Receipts from the Public.....	.....	22,792	-22,792	.....	28,684	-28,684	.....	23,621	-23,621
Intrabudgetary Transactions.....	-152	.....	-152	-1,179	.....	-1,179	-937	.....	-937
<b>Total—Department of the Treasury.....</b>	<b>46,345</b>	<b>23,615</b>	<b>22,730</b>	<b>287,933</b>	<b>31,803</b>	<b>256,130</b>	<b>349,705</b>	<b>26,466</b>	<b>323,239</b>

**Table 5. Outlays of the U.S. Government, March 2013 and Other Periods —Continued**

Classification	[\$ millions]								
	This Month			Current Fiscal Year to Date			Prior Fiscal Year to Date		
	Gross Outlays	Applicable Receipts	Outlays	Gross Outlays	Applicable Receipts	Outlays	Gross Outlays	Applicable Receipts	Outlays
<b>Department of Veterans Affairs:</b>									
Joint DOD-VA Medical Facility Demonstration Fund .....	32	.....	32	170	.....	170	161	.....	161
Veterans Health Administration:									
Medical Services.....	4,199	.....	4,199	20,791	.....	20,791	19,889	.....	19,889
Medical Support and Compliance .....	573	.....	573	2,578	.....	2,578	2,485	.....	2,485
Medical Facilities .....	491	.....	491	2,668	.....	2,668	2,583	.....	2,583
Other .....	98	33	65	517	191	325	545	203	342
<b>Benefit Programs:</b>									
Public Enterprise Funds:									
Housing Accounts.....	(**)	2	-2	3	11	-8	3	7	-4
Other.....	126	116	10	594	579	15	624	603	21
Compensation and Pensions .....	5,334	.....	5,334	31,139	.....	31,139	28,539	.....	28,539
Readjustment Benefits.....	1,130	.....	1,130	6,890	.....	6,890	5,799	.....	5,799
Veterans Housing Benefit Program Fund.....	38	.....	38	38	.....	38	1,597	.....	1,597
Insurance Funds:									
National Service Life.....	98	.....	98	502	.....	502	536	.....	536
Veterans Special Life.....	14	2	12	77	65	12	78	68	10
Other .....	4	.....	4	35	.....	35	40	.....	40
<b>Total--Benefit Programs.....</b>	<b>6,744</b>	<b>120</b>	<b>6,623</b>	<b>39,278</b>	<b>655</b>	<b>38,623</b>	<b>37,216</b>	<b>678</b>	<b>36,538</b>
<b>Departmental Administration:</b>									
Construction .....	107	.....	107	553	.....	553	662	.....	662
Information Technology Systems.....	231	.....	231	1,584	.....	1,584	1,669	.....	1,669
General Operating Expenses.....	230	.....	230	1,043	.....	1,043	1,289	(**)	1,288
Other .....	97	.....	97	570	.....	570	740	.....	740
<b>Proprietary Receipts from the Public:</b>									
National Service Life.....	.....	5	-5	.....	30	-30	.....	40	-40
Other .....	.....	304	-304	.....	1,645	-1,645	.....	1,701	-1,701
Intrabudgetary Transactions .....	-7	.....	-7	2	.....	2	-25	.....	-25
<b>Total--Department of Veterans Affairs .....</b>	<b>12,795</b>	<b>462</b>	<b>12,332</b>	<b>69,753</b>	<b>2,522</b>	<b>67,231</b>	<b>67,212</b>	<b>2,623</b>	<b>64,589</b>
<b>Corps of Engineers:</b>									
Construction .....	143	.....	143	1,134	.....	1,134	1,354	.....	1,354
Operation and Maintenance.....	211	.....	211	1,399	.....	1,399	945	.....	945
Flood Control and Coastal Emergencies .....	44	.....	44	344	.....	344	632	.....	632
Harbor Maintenance Trust Fund.....	.....	.....	.....	.....	.....	.....	417	.....	417
Rivers and Harbors Contributed Funds.....	33	.....	33	201	.....	201	239	.....	239
Other .....	64	.....	64	737	.....	737	770	.....	770
Proprietary Receipts from the Public.....	.....	72	-72	.....	339	-339	.....	236	-236
Intrabudgetary Transactions .....	(**)	.....	(**)	1	.....	1	(**)	.....	(**)
<b>Total--Corps of Engineers.....</b>	<b>496</b>	<b>72</b>	<b>424</b>	<b>3,816</b>	<b>339</b>	<b>3,477</b>	<b>4,357</b>	<b>236</b>	<b>4,121</b>
<b>Other Defense Civil Programs:</b>									
Military Retirement:									
Payment to Military Retirement Fund.....	.....	.....	.....	67,733	.....	67,733	64,751	.....	64,751
Military Retirement Fund.....	4,539	.....	4,539	27,013	.....	27,013	26,259	.....	26,259
Retiree Health Care:									
Payment to Department of Defense Medicare-Eligible Retiree Health Care Fund.....	.....	.....	.....	6,142	.....	6,142	6,716	.....	6,716
Department of Defense Medicare-Eligible Retiree Health Care Fund.....	586	.....	586	4,033	.....	4,033	4,399	.....	4,399
Educational Benefits .....	41	.....	41	213	.....	213	211	.....	211
Other .....	34	.....	34	148	.....	148	126	.....	126
Proprietary Receipts from the Public.....	.....	2	-2	.....	10	-10	.....	9	-9
Intrabudgetary Transactions .....	-439	.....	-439	-74,653	.....	-74,653	-73,944	.....	-73,944
<b>Total--Other Defense Civil Programs .....</b>	<b>4,761</b>	<b>2</b>	<b>4,759</b>	<b>30,630</b>	<b>10</b>	<b>30,619</b>	<b>28,517</b>	<b>9</b>	<b>28,508</b>
<b>Environmental Protection Agency:</b>									
Science and Technology.....	58	.....	58	392	.....	392	391	.....	391
Environmental Programs and Management.....	181	.....	181	1,291	.....	1,291	1,338	.....	1,338
State and Tribal Assistance Grants.....	451	.....	451	2,747	.....	2,747	2,506	.....	2,506
Payment to the Hazardous Substance Superfund .....	97	.....	97	690	.....	690	1,075	.....	1,075
Hazardous Substance Superfund .....	104	.....	104	678	.....	678	672	.....	672
Other .....	35	(**)	35	120	26	93	131	22	110
Proprietary Receipts from the Public.....	.....	4	-4	.....	24	-24	.....	20	-20
Intrabudgetary Transactions .....	-104	.....	-104	-669	.....	-669	-1,062	.....	-1,062
Offsetting Governmental Receipts .....	.....	2	-2	.....	23	-23	.....	13	-13
<b>Total--Environmental Protection Agency.....</b>	<b>823</b>	<b>6</b>	<b>817</b>	<b>5,248</b>	<b>74</b>	<b>5,175</b>	<b>5,050</b>	<b>55</b>	<b>4,995</b>
<b>Executive Office of the President:</b>									
The White House.....	6	.....	6	27	.....	27	30	.....	30
Office of Management and Budget .....	10	.....	10	44	.....	44	46	.....	46
Unanticipated Needs .....	1	.....	1	5	.....	5	2	.....	2
Other .....	21	.....	21	108	.....	108	113	.....	113
Proprietary Receipts from the Public.....	.....	(**)	(**)	.....	(**)	(**)	.....	(**)	(**)
Intrabudgetary Transactions.....	(**)	.....	(**)	(**)	.....	(**)	(**)	.....	(**)
<b>Total--Executive Office of the President .....</b>	<b>37</b>	<b>(**)</b>	<b>37</b>	<b>185</b>	<b>(**)</b>	<b>185</b>	<b>191</b>	<b>(**)</b>	<b>190</b>

**Table 5. Outlays of the U.S. Government, March 2013 and Other Periods —Continued**

Classification	[\$ millions]								
	This Month			Current Fiscal Year to Date			Prior Fiscal Year to Date		
	Gross Outlays	Applicable Receipts	Outlays	Gross Outlays	Applicable Receipts	Outlays	Gross Outlays	Applicable Receipts	Outlays
<b>General Services Administration:</b>									
Real Property Activities.....	-19	.....	-19	-32	.....	-32	908	.....	908
Supply and Technology Activities .....	126	.....	126	-189	.....	-189	-219	.....	-219
General Activities.....	33	.....	33	126	.....	126	139	.....	139
Proprietary Receipts from the Public.....	.....	-1	1	.....	47	-47	.....	150	-150
Intrabudgetary Transactions .....	(**)	.....	(**)	-5	.....	-5	-5	.....	-5
<b>Total--General Services Administration.....</b>	<b>141</b>	<b>-1</b>	<b>142</b>	<b>-99</b>	<b>47</b>	<b>-146</b>	<b>822</b>	<b>150</b>	<b>672</b>
<b>International Assistance Programs:</b>									
Millennium Challenge Corporation.....	138	.....	138	655	.....	655	770	.....	770
<b>International Security Assistance:</b>									
Foreign Military Financing Program.....	747	.....	747	2,605	.....	2,605	3,446	.....	3,446
Economic Support Fund .....	492	.....	492	2,243	.....	2,243	2,194	.....	2,194
Other .....	92	20	73	515	79	436	630	77	553
<b>Total--International Security Assistance.....</b>	<b>1,331</b>	<b>20</b>	<b>1,312</b>	<b>5,363</b>	<b>79</b>	<b>5,283</b>	<b>6,270</b>	<b>77</b>	<b>6,193</b>
<b>Multilateral Assistance:</b>									
<b>Contribution to the International Development</b>									
Other .....	100	.....	100	387	.....	387	1,083	.....	1,083
<b>Total--Multilateral Assistance.....</b>	<b>100</b>	<b>.....</b>	<b>100</b>	<b>387</b>	<b>.....</b>	<b>387</b>	<b>1,083</b>	<b>.....</b>	<b>1,083</b>
<b>Agency for International Development:</b>									
Development Assistance Program.....	167	.....	167	989	.....	989	913	.....	913
Assistance for Europe, Eurasia and Central Asia.....	41	.....	41	295	.....	295	246	.....	246
International Disaster Assistance.....	65	.....	65	539	.....	539	532	.....	532
Operating Expenses .....	67	.....	67	603	.....	603	803	.....	803
Other .....	65	20	45	390	189	201	428	202	225
Proprietary Receipts from the Public.....	.....	(**)	(**)	.....	140	-140	.....	44	-44
Intrabudgetary Transactions .....	-26	.....	-26	17	.....	17	31	.....	31
<b>Total--Agency for International Development.....</b>	<b>380</b>	<b>20</b>	<b>360</b>	<b>2,832</b>	<b>329</b>	<b>2,504</b>	<b>2,953</b>	<b>246</b>	<b>2,707</b>
<b>Overseas Private Investment Corporation:</b>									
Overseas Private Investment Corporation Accounts.....	8	1	7	42	103	-61	40	115	-75
Proprietary Receipts from the Public.....	.....	34	-34	.....	124	-124	.....	40	-40
<b>Total--Overseas Private Investment Corporation.....</b>	<b>8</b>	<b>35</b>	<b>-27</b>	<b>42</b>	<b>226</b>	<b>-185</b>	<b>40</b>	<b>155</b>	<b>-115</b>
Peace Corps.....	22	(**)	22	160	(**)	160	190	(**)	190
International Monetary Programs.....	229	.....	229	634	.....	634	183	.....	183
<b>Military Sales Programs:</b>									
Foreign Military Sales Trust Fund .....	2,254	.....	2,254	12,559	.....	12,559	13,140	.....	13,140
Other .....	(**)	.....	(**)	(**)	17	-17	.....	100	-100
Proprietary Receipts from the Public.....	.....	2,085	-2,085	.....	12,738	-12,738	.....	12,630	-12,630
Other .....	9	(**)	9	53	1	52	56	1	56
<b>Total--International Assistance Programs.....</b>	<b>4,472</b>	<b>2,160</b>	<b>2,312</b>	<b>22,683</b>	<b>13,390</b>	<b>9,293</b>	<b>24,685</b>	<b>13,208</b>	<b>11,477</b>
<b>National Aeronautics and Space Administration:</b>									
Science.....	421	.....	421	2,273	.....	2,273	2,383	.....	2,383
Aeronautics.....	57	.....	57	281	.....	281	296	.....	296
Exploration.....	298	.....	298	2,039	.....	2,039	1,672	.....	1,672
Cross Agency Support.....	302	.....	302	1,416	.....	1,416	1,443	.....	1,443
Space Operations.....	278	.....	278	1,801	.....	1,801	1,956	.....	1,956
Other .....	101	.....	101	485	.....	485	272	.....	272
Proprietary Receipts from the Public.....	.....	(**)	(**)	.....	1	-1	.....	1	-1
Intrabudgetary Transactions .....	-1	.....	-1	-2	.....	-2	6	.....	6
<b>Total--National Aeronautics and Space Administration.....</b>	<b>1,456</b>	<b>(**)</b>	<b>1,455</b>	<b>8,293</b>	<b>1</b>	<b>8,293</b>	<b>8,028</b>	<b>1</b>	<b>8,026</b>
<b>National Science Foundation:</b>									
Research and Related Activities.....	375	.....	375	2,762	.....	2,762	2,593	.....	2,593
Education and Human Resources .....	153	.....	153	414	.....	414	447	.....	447
Other .....	70	.....	70	327	.....	327	341	.....	341
Proprietary Receipts from the Public.....	.....	5	-5	.....	21	-21	.....	14	-14
<b>Total--National Science Foundation.....</b>	<b>599</b>	<b>5</b>	<b>593</b>	<b>3,503</b>	<b>21</b>	<b>3,483</b>	<b>3,381</b>	<b>14</b>	<b>3,367</b>
<b>Office of Personnel Management:</b>									
<b>Government Payment for Annuity, Employees</b>									
Health and Life Insurance Benefits.....	806	.....	806	5,368	.....	5,368	5,288	.....	5,288
Civil Service Retirement and Disability Fund .....	6,427	.....	6,427	38,277	.....	38,277	36,440	.....	36,440
Employees Life Insurance Fund .....	263	303	-40	1,436	1,897	-461	1,326	2,227	-901
Employees and Retired Employees Health Benefits Fund.....	3,531	4,229	-698	21,621	22,616	-996	21,022	22,057	-1,036
Other .....	47	.....	47	226	.....	226	-12	.....	-12
Proprietary Receipts from the Public.....	.....	1	-1	.....	11	-11	.....	13	-13
<b>Intrabudgetary Transactions:</b>									
Postal Service Contributions.....	.....	.....	.....	-793	.....	-793	-821	.....	-821
<b>Civil Service Retirement and Disability Fund:</b>									
Other.....	-5	.....	-5	-25	.....	-25	-25	.....	-25
<b>Total--Office of Personnel Management.....</b>	<b>11,070</b>	<b>4,533</b>	<b>6,537</b>	<b>66,110</b>	<b>24,524</b>	<b>41,586</b>	<b>63,219</b>	<b>24,298</b>	<b>38,922</b>



**Table 5. Outlays of the U.S. Government, March 2013 and Other Periods —Continued**

Classification	[\$ millions]								
	This Month			Current Fiscal Year to Date			Prior Fiscal Year to Date		
	Gross Outlays	Applicable Receipts	Outlays	Gross Outlays	Applicable Receipts	Outlays	Gross Outlays	Applicable Receipts	Outlays
<b>Small Business Administration:</b>									
Salaries and Expenses .....	79	.....	79	2	(**)	2	112	.....	112
Business Loans Program .....	27	(**)	27	189	-2	190	2,765	3	2,762
Disaster Loans Program .....	11	(**)	11	426	(**)	426	364	1	363
Other .....	3	1	1	17	7	10	17	5	12
Proprietary Receipts from the Public .....	.....	(**)	(**)	.....	(**)	(**)	.....	868	-868
Intrabudgetary Transactions .....	(**)	.....	(**)	(**)	.....	(**)	(**)	.....	(**)
<b>Total--Small Business Administration .....</b>	<b>119</b>	<b>1</b>	<b>117</b>	<b>635</b>	<b>6</b>	<b>629</b>	<b>3,258</b>	<b>876</b>	<b>2,382</b>
<b>Social Security Administration:</b>									
Payments to Social Security Trust Funds .....	1,026	.....	1,026	41,190	.....	41,190	67,766	.....	67,766
Supplemental Security Income Program .....	4,745	.....	4,745	27,765	.....	27,765	26,586	.....	26,586
<b>Federal Old-Age and Survivors Insurance Trust Fund</b>									
<b>(Off-Budget):</b>									
Benefit Payments .....	55,624	.....	55,624	327,343	.....	327,343	308,267	.....	308,267
Administrative Expenses .....	170	.....	170	1,787	.....	1,787	1,875	.....	1,875
<b>Total--FOASI Trust Fund .....</b>	<b>55,794</b>	<b>.....</b>	<b>55,794</b>	<b>329,130</b>	<b>.....</b>	<b>329,130</b>	<b>310,142</b>	<b>.....</b>	<b>310,142</b>
<b>Federal Disability Insurance Trust Fund</b>									
<b>(Off-Budget):</b>									
Benefit Payments .....	11,856	.....	11,856	69,224	.....	69,224	66,511	.....	66,511
Administrative Expenses .....	340	.....	340	1,336	.....	1,336	1,502	.....	1,502
<b>Total--FDI Trust Fund .....</b>	<b>12,196</b>	<b>.....</b>	<b>12,196</b>	<b>70,560</b>	<b>.....</b>	<b>70,560</b>	<b>68,014</b>	<b>.....</b>	<b>68,014</b>
Other .....	33	.....	33	145	.....	145	108	.....	108
<b>Proprietary Receipts from the Public:</b>									
On-Budget .....	.....	239	-239	.....	1,254	-1,254	.....	1,353	-1,353
Off-Budget .....	.....	29	-29	.....	62	-62	.....	59	-59
<b>Intrabudgetary Transactions:</b>									
Off-Budget? .....	-1,025	.....	-1,025	-41,189	.....	-41,189	-67,765	.....	-67,765
<b>Total--Social Security Administration .....</b>	<b>72,768</b>	<b>268</b>	<b>72,501</b>	<b>427,602</b>	<b>1,315</b>	<b>426,286</b>	<b>404,851</b>	<b>1,412</b>	<b>403,439</b>
<b>Other Independent Agencies:</b>									
Broadcasting Board of Governors .....	64	(**)	63	352	-1	353	356	-2	358
Bureau of Consumer Financial Protection .....	24	.....	24	161	(**)	161	99	(**)	99
Corporation for National and Community Service .....	54	(**)	55	475	(**)	475	492	1	491
Corporation for Public Broadcasting .....	.....	.....	.....	445	.....	445	444	.....	444
<b>District of Columbia:</b>									
Courts .....	30	.....	30	169	.....	169	166	.....	166
General and Special Payments .....	45	(**)	45	239	(**)	239	344	(**)	344
Equal Employment Opportunity Commission .....	38	(**)	37	172	1	171	181	1	181
Export-Import Bank of the United States .....	-110	-44	-66	-574	17	-591	309	701	-392
<b>Federal Communications Commission:</b>									
Universal Service Fund .....	720	.....	720	4,750	.....	4,750	4,627	.....	4,627
Spectrum Auction Program Account .....	(**)	.....	(**)	(**)	.....	(**)	20	.....	20
Other .....	32	2	29	163	21	142	156	14	141
<b>Federal Deposit Insurance Corporation:</b>									
Deposit Insurance Fund .....	-754	.....	-754	-1,067	-1,103	36	3,433	-37	3,470
FSLIC Resolution Fund .....	2	(**)	1	185	4	181	53	55	-2
<b>Total--Federal Deposit Insurance Corporation .....</b>	<b>-752</b>	<b>(**)</b>	<b>-752</b>	<b>-882</b>	<b>-1,099</b>	<b>218</b>	<b>3,486</b>	<b>18</b>	<b>3,469</b>
Federal Drug Control Programs .....	22	.....	22	127	.....	127	228	.....	228
Federal Housing Finance Agency .....	19	.....	19	114	.....	114	113	.....	113
Intelligence Community Management Account .....	31	.....	31	208	.....	208	266	.....	266
Legal Services Corporation .....	28	.....	28	174	.....	174	177	.....	177
National Archives and Records Administration .....	28	2	26	207	9	199	210	15	195
National Credit Union Administration .....	29	36	-6	5,680	2,132	3,548	2,552	615	1,938
National Endowment for the Arts .....	14	(**)	14	71	(**)	70	76	1	75
National Endowment for the Humanities .....	12	(**)	12	69	(**)	69	73	1	72
Institute of Museum and Library Services .....	20	.....	20	129	1	128	127	1	127
National Labor Relations Board .....	29	(**)	29	137	(**)	137	136	(**)	136
Nuclear Regulatory Commission .....	113	8	105	513	451	62	529	434	95
<b>Postal Service:</b>									
<b>Off-Budget:</b>									
Public Enterprise Funds .....	6,357	5,522	835	38,606	40,838	-2,232	36,693	36,401	292
Other .....	.....	.....	.....	125	.....	125	256	.....	256
Other .....	.....	.....	.....	78	.....	78	74	.....	74

**Table 5. Outlays of the U.S. Government, March 2013 and Other Periods —Continued**

Classification	[\$ millions]								
	This Month			Current Fiscal Year to Date			Prior Fiscal Year to Date		
	Gross Outlays	Applicable Receipts	Outlays	Gross Outlays	Applicable Receipts	Outlays	Gross Outlays	Applicable Receipts	Outlays
<b>Other Independent Agencies:—Continued</b>									
Railroad Retirement Board:									
Federal Windfall Subsidy .....	4	.....	4	22	.....	22	25	.....	25
Federal Payments to the Railroad Retirement Accounts.....	(**)	.....	(**)	387	.....	387	419	.....	419
Railroad Unemployment Insurance Trust Fund:									
Benefit Payments.....	7	.....	7	50	.....	50	45	.....	45
Transfer to Administrative Funds .....	1	.....	1	7	.....	7	8	.....	8
Rail Industry Pension Fund:									
Benefit Payments.....	408	.....	408	2,433	.....	2,433	2,365	.....	2,365
Advances from FOASDI Fund.....	-121	.....	-121	-714	.....	-714	-693	.....	-693
OASDI Certifications.....	121	.....	121	714	.....	714	693	.....	693
Transfer to Administrative Funds .....	5	.....	5	32	.....	32	34	.....	34
Other.....	(**)	.....	(**)	4	.....	4	(**)	.....	(**)
National Railroad Retirement Investment Trust:									
Administrative Expenses.....	3	.....	3	31	.....	31	34	.....	34
Transfers to the Railroad Retirement Trust Funds from the National Railroad Retirement Investment Trust.....	165	.....	165	783	.....	783	884	.....	884
Railroad Social Security Equivalent Benefit Account:									
Benefit Payments.....	559	.....	559	3,333	.....	3,333	3,219	.....	3,219
Transfer to Administrative Funds .....	2	.....	2	14	.....	14	16	.....	16
Other .....	4	.....	4	4	.....	4	3	.....	3
Proprietary Receipts from the Public.....	.....	35	-35	.....	1,787	-1,787	.....	1,190	-1,190
Intrabudgetary Transactions:									
Other.....	-165	.....	-165	-1,170	.....	-1,170	-1,303	.....	-1,303
Total--Railroad Retirement Board .....	994	35	959	5,931	1,787	4,144	5,749	1,190	4,560
Securities and Exchange Commission.....	-287	(**)	-287	224	1	224	158	(**)	158
Smithsonian Institution.....	77	.....	77	493	(**)	493	485	(**)	485
Tennessee Valley Authority.....	6,159	6,391	-232	32,158	32,075	82	20,239	19,882	357
Other .....	182	13	170	1,087	214	874	1,696	218	1,478
<b>Total--Other Independent Agencies .....</b>	<b>13,972</b>	<b>11,965</b>	<b>2,007</b>	<b>91,603</b>	<b>76,446</b>	<b>15,157</b>	<b>80,517</b>	<b>59,489</b>	<b>21,028</b>
<b>Undistributed Offsetting Receipts:</b>									
Other Interest.....	.....	.....	.....	.....	(**)	(**)	.....	(**)	(**)
Employer Share, Employee Retirement:									
Department of Health and Human Services:									
Federal Hospital Insurance Trust Fund:									
Federal Employer Contributions.....	-284	.....	-284	-1,779	.....	-1,779	-1,731	.....	-1,731
Postal Service Employer Contributions .....	-50	.....	-50	-292	.....	-292	-294	.....	-294
Department of State:									
Foreign Service Retirement and Disability Fund .....	-25	.....	-25	-160	.....	-160	-157	.....	-157
Other Defense Civil Programs:									
Military Retirement Fund.....	-1,711	.....	-1,711	-16,962	.....	-16,962	-16,249	.....	-16,249
Department of Defense Medicare-Eligible Retiree Health Care Fund .....	.....	.....	.....	-8,529	.....	-8,529	-11,145	.....	-11,145
Office of Personnel Management:									
Postal Service Contributions for Benefits Civil Service Retirement and Disability Fund .....	-2,355	.....	-2,355	-12,309	.....	-12,309	-13,012	.....	-13,012
Social Security Administration (Off-Budget):									
Federal Old-Age and Survivors Insurance Trust Fund:									
Federal Employer Contributions.....	-1,146	.....	-1,146	-6,669	.....	-6,669	-6,369	.....	-6,369
Federal Disability Insurance Trust Fund:									
Federal Employer Contributions.....	-195	.....	-195	-1,134	.....	-1,134	-1,080	.....	-1,080
Other .....	(**)	.....	(**)	-2	.....	-2	-1	.....	-1
<b>Total--Employer Share, Employee Retirement.....</b>	<b>-5,765</b>	.....	<b>-5,765</b>	<b>-47,836</b>	.....	<b>-47,836</b>	<b>-50,039</b>	.....	<b>-50,039</b>

**Table 5. Outlays of the U.S. Government, March 2013 and Other Periods —Continued**

Classification	[\$ millions]			Current Fiscal Year to Date			Prior Fiscal Year to Date		
	Gross Outlays	Applicable Receipts	Outlays	Gross Outlays	Applicable Receipts	Outlays	Gross Outlays	Applicable Receipts	Outlays
<b>Undistributed Offsetting Receipts:—Continued</b>									
Interest Received by Trust Funds:									
Judicial Branch:									
Judicial Survivors Annuity Fund.....	(**)	.....	(**)	-7	.....	-7	-4	.....	-4
Department of Health and Human Services:									
Federal Hospital Insurance Trust Fund.....	-45	.....	-45	-5,108	.....	-5,108	-5,789	.....	-5,789
Federal Supplementary Medical Insurance Trust Fund.....	-4	.....	-4	-1,291	.....	-1,291	-1,471	.....	-1,471
Department of Homeland Security:									
Oil Spill Liability Trust Fund.....	(**)	.....	(**)	3	.....	3	-12	.....	-12
Other.....	-2	.....	-2	-7	.....	-7	-7	.....	-7
Department of Labor:									
Unemployment Trust Fund.....	-6	.....	-6	-254	.....	-254	-239	.....	-239
Department of State:									
Foreign Service Retirement and Disability Fund.....	(**)	.....	(**)	-340	.....	-340	-362	.....	-362
Department of Transportation:									
Airport and Airway Trust Fund.....	(**)	.....	(**)	-108	.....	-108	-106	.....	-106
Department of Veterans Affairs:									
National Service Life Insurance Fund.....	-1	.....	-1	-163	.....	-163	-188	.....	-188
United States Government Life Insurance Fund.....	(**)	.....	(**)	(**)	.....	(**)	(**)	.....	(**)
Corps of Engineers.....	-1	.....	-1	-74	.....	-74	21	.....	21
Other Defense Civil Programs:									
Military Retirement Fund.....	-974	.....	-974	7,581	.....	7,581	-4,537	.....	-4,537
Educational Benefits Fund.....	-2	.....	-2	-31	.....	-31	-28	.....	-28
Armed Forces Retirement Home.....	(**)	.....	(**)	-1	.....	-1	-2	.....	-2
Environmental Protection Agency.....	(**)	.....	(**)	-37	.....	-37	-41	.....	-41
Office of Personnel Management:									
Civil Service Retirement and Disability Fund.....	-14	.....	-14	-16,224	.....	-16,224	-17,452	.....	-17,452
Social Security Administration (Off-Budget):									
Federal Old-Age and Survivors Insurance Trust Fund.....	-46	.....	-46	-50,042	.....	-50,042	-52,424	.....	-52,424
Federal Disability Insurance Trust Fund.....	-36	.....	-36	-2,988	.....	-2,988	-3,772	.....	-3,772
Independent Agencies:									
Railroad Retirement Board.....	-5	.....	-5	-29	.....	-29	-37	.....	-37
Other.....	(**)	.....	(**)	-9	.....	-9	-9	.....	-9
Other.....	-2	.....	-2	-65	.....	-65	-8	.....	-8
Total--Interest Received by Trust Funds.....	-1,138	.....	-1,138	-69,194	.....	-69,194	-86,467	.....	-86,467
Rents and Royalties on the Outer Continental Shelf Lands.....	.....	104	-104	.....	4,111	-4,111	.....	2,987	-2,987
Sale of Major Assets.....	.....	.....	.....	.....	2,588	-2,588	.....	2,041	-2,041
<b>Total--Undistributed Offsetting Receipts.....</b>	<b>-6,903</b>	<b>104</b>	<b>-7,008</b>	<b>-117,030</b>	<b>6,699</b>	<b>-123,730</b>	<b>-136,505</b>	<b>5,028</b>	<b>-141,533</b>
<b>Total Outlays.....</b>	<b>347,667</b>	<b>55,119</b>	<b>292,548</b>	<b>2,035,006</b>	<b>237,911</b>	<b>1,797,095</b>	<b>2,055,731</b>	<b>212,371</b>	<b>1,843,360</b>
<b>Total On-Budget.....</b>	<b>275,768</b>	<b>49,568</b>	<b>226,200</b>	<b>1,698,607</b>	<b>197,012</b>	<b>1,501,595</b>	<b>1,772,036</b>	<b>175,911</b>	<b>1,596,126</b>
<b>Total Off-Budget.....</b>	<b>71,899</b>	<b>5,551</b>	<b>66,348</b>	<b>336,399</b>	<b>40,899</b>	<b>295,500</b>	<b>283,695</b>	<b>36,460</b>	<b>247,234</b>
<b>Total Surplus (+) or Deficit.....</b>			<b>-106,530</b>			<b>-600,484</b>			<b>-778,976</b>
<b>Total On-Budget.....</b>			<b>-105,630</b>			<b>-612,633</b>			<b>-803,966</b>
<b>Total Off-Budget.....</b>			<b>-900</b>			<b>+12,149</b>			<b>+24,990</b>

**MEMORANDUM**  
Receipts Offset Against Outlays (In Millions)

	Current Fiscal Year to Date	Comparable Period Prior Fiscal Year
Proprietary Receipts.....	114,195	105,148
Intrabudgetary Transactions.....	389,159	443,681
Governmental Receipts.....	4,070	3,992
<b>Total Receipts Offset Against Outlays.....</b>	<b>507,424</b>	<b>552,821</b>

<sup>1</sup>Outlays have been increased and correspondingly decreased in Proprietary Receipts from the Public and Intrabudgetary transactions by a total of \$7 million to reflect additional reporting by the Department of Health and Human Services for the month of September 2012.

<sup>2</sup>Includes FICA and SECA tax credits, non-contributory military service credits, special benefits for the aged, and credit for the unnegotiated OASI benefit checks.

... No Transactions

(\*\*) Less than \$500,000

Note: Details may not add to totals due to rounding.

**Table 6. Means of Financing the Deficit or Disposition of Surplus by the U.S. Government, March 2013 and Other Periods**

Assets and Liabilities Directly Related to Budget Off-Budget Activity	Net Transactions (-) denotes net reduction of either liability or asset accounts					Account Balances Current Fiscal Year	
	This Month	Fiscal Year to Date		Beginning of		Close of This Month	
		This Year	Prior Year	This Year	This Month		
<b>Liability Accounts:</b>							
Borrowing from the Public:							
Treasury Securities, Issued Under General							
Financing Authorities:							
Debt Held by the Public .....	94,451	647,302	719,793	11,269,586	11,822,436	11,916,888	
Intragovernmental Holdings .....	-10,362	57,836	71,945	4,796,656	4,864,853	4,854,491	
Total Treasury Securities Outstanding .....	84,090	705,138	791,738	16,066,241	16,687,289	16,771,379	
Plus Premium on Treasury Securities .....	637	3,015	5,298	32,809	35,187	35,824	
Less Discount on Treasury Securities .....	-316	239	-167	75,337	75,892	75,576	
Total Treasury Securities Net of Premium and Discount .....	85,043	707,914	797,203	16,023,712	16,646,583	16,731,626	
Agency Securities, Issued Under Special Financing							
Authorities (See Schedule B; for Other Agency							
Borrowing, See Schedule C) .....	-133	231	-549	24,399	24,763	24,631	
Total Federal Securities .....	84,910	708,145	796,654	16,048,111	16,671,347	16,756,257	
Deduct:							
Federal Securities Held as Investments							
of Government Accounts (See Schedule D) .....	-10,544	57,080	71,816	4,791,850	4,859,474	4,848,930	
Less Discount on Federal Securities Held as							
Investments of Government Accounts .....	-99	-805	-561	23,592	22,886	22,787	
Net Federal Securities Held as Investments							
of Government Accounts .....	-10,445	57,885	72,377	4,768,258	4,836,588	4,826,143	
Total Borrowing from the Public .....	95,355	650,260	724,278	11,279,854	11,834,759	11,930,114	
Accrued Interest Payable to the Public .....	18,015	-174	6,712	57,255	39,067	57,082	
Allocations of Special Drawing Rights .....	-552	-1,518	-443	54,463	53,497	52,945	
Deposit Funds .....	3,657	2,775	5,786	12,721	11,839	15,497	
Miscellaneous Liability Accounts (Includes Checks							
Outstanding Etc.) .....	1,818	1,898	4,704	11,338	11,418	13,235	
Total Liability Accounts .....	118,294	653,241	741,036	11,415,632	11,950,579	12,068,873	
<b>Asset Accounts (Deduct)</b>							
Cash and Monetary Assets:							
U.S. Treasury Operating Cash: <sup>1</sup>							
Federal Reserve Account .....	-2,599	-6,294	-12,804	85,446	81,750	79,152	
Short-term Cash Investments .....	.....	.....	-1,805	.....	.....	.....	
Balance .....	-2,599	-6,294	-14,609	85,446	81,750	79,152	
Special Drawing Rights:							
Total Holdings .....	-560	-1,528	-415	55,232	54,264	53,704	
SDR Certificates Issued to Federal Reserve Banks .....	.....	.....	.....	-5,200	-5,200	-5,200	
Balance .....	-560	-1,528	-415	50,032	49,064	48,504	
Reserve Position on the U.S. Quota in the IMF:							
U.S. Subscription to International Monetary Fund:							
Direct Quota Payments .....	.....	.....	.....	54,424	54,424	54,424	
Maintenance of Value Adjustments .....	-659	-1,811	-528	10,640	9,487	8,829	
Letter of Credit Issued to IMF .....	-588	-1,595	739	-41,463	-42,470	-43,058	
Dollar Deposits with the IMF .....	-8	-9	-21	-158	-159	-167	
Receivable/payable (-) for Interim Maintenance							
of Value Adjustments .....	429	1,183	345	85	838	1,267	
Balance .....	-825	-2,232	536	23,527	22,120	21,295	
Loans to International Monetary Fund .....	-147	-250	2,120	11,873	11,770	11,623	
Other Cash and Monetary Assets .....	-187	-163	594	25,813	25,838	25,650	
Total Cash and Monetary Assets .....	-4,317	-10,467	-11,774	196,692	190,542	186,225	
Non-Federal Securities of the National Railroad							
Retirement Investment Trust .....	-119	1,095	270	22,282	23,496	23,377	
Net Activity, Guaranteed Loan Financing (See Schedule E) .....	1,453	8,244	1,945	-9,834	-3,043	-1,590	
Net Activity, Direct Loan Financing (See Schedule E) .....	15,170	53,626	-28,971	816,805	855,261	870,431	
Miscellaneous Asset Accounts .....	-423	259	591	-810	-127	-550	
Total Asset Accounts .....	11,764	52,757	-37,940	1,025,135	1,066,129	1,077,893	
Excess of Liabilities (+) or Assets (-) .....	106,530	600,484	778,976	10,390,497	10,884,451	10,990,980	
Transactions Not Applied to Current Year's Surplus							
Or Deficit (See Schedule A for Details) .....	.....	.....	.....	.....	.....	.....	
Total Budget and Off-Budget Federal Entities							
(Financing of the Deficit (+) or Disposition Of Surplus (-)) .....	106,530	600,484	778,976	10,390,497	10,884,451	10,990,980	

<sup>1</sup>Major sources of information used to determine Treasury's operating cash balance include Federal Reserve Banks, the Treasury Regional Finance Centers, the Internal Revenue Service Centers, the Bureau of the Public Debt and various electronic systems. Deposits are reflected as received and withdrawals are reflected as processed.

... No Transactions  
Note: Details may not add to totals due to rounding.

**Table 6. Schedule A-Analysis of Change in Excess of Liabilities of the U.S. Government, March 2013 and Other Periods**

Classification	[\$ millions]		
	This Month	Fiscal Year to Date	
		This Year	Prior Year
Excess of Liabilities Beginning of Period:			
Based on Composition of Unified Budget in			
Preceding Period .....	10,884,451	10,390,656	9,302,250
Adjustments During Current Fiscal Year for			
Changes in Composition of Unified Budget:			
Revisions by Federal Agencies to the Prior Budget Results .....	(**)	-160	-947
Excess of Liabilities Beginning of Period (Current Basis).....	10,884,451	10,390,497	9,301,303
Budget Surplus (-) or Deficit:			
Based on Composition of Unified Budget in Prior Fiscal Year.....	106,530	600,484	778,976
Total Surplus (-) or Deficit (Table 2).....	106,530	600,484	778,976
Total-On-Budget (Table 2).....	105,630	612,633	803,966
Total-Off-Budget (Table 2).....	900	-12,149	-24,990
Transactions Not Applied to Current Year's Surplus or Deficit:			
Total-Transactions Not Applied to Current Year's Surplus or Deficit .....	.....	.....	.....
Excess of Liabilities Close of Period .....	10,990,980	10,990,980	10,080,279

... No Transactions  
 (\*\*) Less than \$500,000.

Note: Details may not add to totals due to rounding.

**Table 6. Schedule B-Securities Issued by Federal Agencies Under Special Financing Authorities, March 2013 and Other Periods**

Classification	[\$ millions]					
	This Month	Net Transactions (-) denotes net reduction of liability accounts		Account Balances Current Fiscal Year		
		Fiscal Year to Date		Beginning of		Close of
		This Year	Prior Year	This Year	This Month	This Month
Agency Securities, Issued Under Special Financing Authorities:						
Obligations Guaranteed by the United States, Issued By:						
Department of Housing and Urban Development:						
Federal Housing Administration .....	.....	.....	.....	19	19	19
Obligations Not Guaranteed by the United States, Issued By:						
Legislative Branch:						
Architect of the Capitol.....	1	-3	-3	128	124	124
Independent Agencies:						
Federal Communications Commission.....	.....	.....	.....	(**)	(**)	(**)
National Archives and Records Administration .....	-8	-8	-7	151	151	142
Tennessee Valley Authority .....	-125	242	-538	24,103	24,471	24,345
Total Agency Securities .....	-133	231	-549	24,399	24,763	24,631

... No Transactions  
 (\*\*) Less than \$500,000.

Note: Details may not add to totals due to rounding.

**Table 6. Schedule C (Memorandum)-Federal Agency Borrowing Financed Through the Issue of Treasury Securities, March 2013 and Other Periods**

Classification	[\$ millions]					
	Transactions			Account Balances Current Fiscal Year		
	This Month	Fiscal Year to Date		Beginning of		Close of This Month
This Year		Prior Year	This Year	This Month		
<b>Borrowing from the Treasury:</b>						
Department of Agriculture:						
Farm Service Agency:						
Commodity Credit Corporation.....	441	2,588	.....	772	2,919	3,360
Agricultural Credit Insurance Fund.....	-524	102	1,012	7,328	7,954	7,430
Farm Storage Facility Loans.....	4	262	296	905	1,163	1,167
Emergency Boll Weevil Loan Fund.....	.....	.....	.....	3	3	3
Rural Housing Service:						
Rural Housing Insurance.....	39	535	483	15,853	16,350	16,389
Rural Community Facility Loans Fund.....	176	493	210	4,483	4,799	4,976
Multifamily Housing Revitalization Loan Account.....	2	39	-22	186	224	226
Rural Business - Cooperative Service:						
Rural Business and Industry Loans.....	.....	.....	-9	66	66	66
Rural Development Loan Fund.....	1	5	-5	305	309	310
Rural Economic Development Loan Fund.....	3	21	3	110	128	131
Renewable Energy Guaranteed Loan Account.....	.....	.....	(**)	1	1	1
Rural Microenterprise Investment Loans.....	1	3	1	13	15	16
Biorefinery Assistance Loan Account.....	.....	.....	-36	.....	.....	.....
Rural Utilities Service:						
Rural Water and Waste Disposal Fund.....	219	860	364	11,183	11,824	12,043
Rural Electrification and Telecommunications Fund.....	42	190	59	12,161	12,309	12,351
Rural Telephone Bank.....	.....	2	-8	363	366	366
Distance Learning and Telemedicine Program.....	17	175	147	1,051	1,209	1,226
Foreign Agricultural Service.....	.....	.....	.....	1,001	1,001	1,001
Department of Commerce:						
Departmental Management:						
Emergency Steel Guaranteed Loan Fund.....	.....	10	.....	2	12	12
National Oceanic and Atmospheric Administration:						
Fisheries Finance.....	.....	15	35	552	567	567
Fishing Vessel Obligations.....	.....	.....	.....	(**)	(**)	(**)
National Telecommunications and Information Administration						
State and Local Implementation Fund.....	.....	2	.....	(**)	2	2
Department of Defense - Military Programs:						
Arms Initiative Loans.....	.....	.....	(**)	(**)	(**)	(**)
Family Housing Improvement Loans.....	.....	127	63	948	1,076	1,076
Department of Education:						
College Housing and Academic Facilities Loans.....	.....	(**)	-7	44	44	44
Federal Direct Student Loans.....	.....	93,843	148,840	591,674	685,517	685,517
Teach Grant Loans.....	.....	63	78	370	433	433
Temporary Student Loan Purchase Authority.....	.....	407	-50	79,026	79,433	79,433
Federal Family Education Loans.....	.....	.....	.....	43,254	43,254	43,254
Department of Energy:						
Bonneville Power Administration Fund.....	53	280	310	3,421	3,648	3,701
Western Area Power Administration - Recovery Act.....	.....	-141	16	191	50	50
Advanced Technology Vehicles Manufacturing Loans.....	.....	.....	.....	4	4	4
Department of Health and Human Services:						
Health Education Assistance Loans.....	.....	.....	.....	1	1	1
Consumer Operated and Oriented Plan.....	.....	516	150	150	666	666
Department of Homeland Security:						
National Flood Insurance Fund.....	1,000	6,250	.....	17,750	23,000	24,000
Disaster Assistance Loan Fund.....	(**)	1	.....	323	323	324
Department of Housing and Urban Development:						
Public and Indian Housing Programs:						
Low-Rent Public Housing - Loans and Other Expenses.....	.....	30	.....	20	50	50
Housing Programs:						
Emergency Homeowners' Relief Fund.....	-2	-2	.....	5	5	3
Federal Housing Administration.....	.....	.....	.....	11,527	11,527	11,527
Green Retrofit Program for Multifamily Housing-Recovery Act.....	.....	.....	.....	15	15	15

**Table 6. Schedule C (Memorandum)-Federal Agency Borrowing Financed Through the Issue of Treasury Securities, March 2013 and Other Periods**

Classification	[\$ millions]					
	Transactions			Account Balances Current Fiscal Year		
	This Month	Fiscal Year to Date		Beginning of		Close of This Month
This Year		Prior Year	This Year	This Month		
<b>Borrowing from the Treasury:--Continued</b>						
Department of the Interior:						
Helium Fund .....	.....	.....	.....	44	44	44
Bureau of Reclamation Loan Fund .....	.....	.....	.....	36	36	36
Bureau of Indian Affairs .....	.....	4	-1	5	9	9
Assistance to American Samoa Loan Fund .....	.....	.....	.....	9	9	9
Department of Labor:						
Black Lung Disability Trust Fund.....	.....	.....	.....	5,245	5,245	5,245
Department of State:						
Repatriation Loans.....	.....	(**)	(**)	3	3	3
Department of Transportation:						
Federal Aviation Administration:						
Aircraft Purchase Loan Guarantee Program .....	.....	.....	(**)	.....	.....	.....
Federal Highway Administration:						
Transportation Infrastructure Finance and Innovation Fund.....	72	459	201	4,405	4,791	4,864
Federal Railroad Administration:						
Railroad Rehabilitation and Improvement Loan Fund .....	3	48	128	703	749	751
Other.....	.....	.....	.....	(**)	(**)	(**)
Maritime Administration:						
Ocean Freight Differential.....	.....	-33	-95	47	14	14
Maritime Guaranteed Loan (Title XI) Fund.....	.....	.....	-35	37	37	37
Department of Treasury:						
Departmental Offices:						
Community Development Financial Institutions Fund .....	.....	5	3	33	38	38
Housing and Economic Recovery Programs.....	.....	.....	60	.....	.....	.....
Temporary Credit and Liquidity Program .....	.....	.....	139	13,802	13,802	13,802
Troubled Assets Insurance Financing Fund.....	.....	-2	-60	760	759	759
Troubled Asset Relief Program.....	208	-15,266	-17,141	52,068	36,594	36,802
Small Business Lending Financing Fund .....	.....	.....	376	4,112	4,112	4,112
Federal Financing Bank Revolving Fund .....	663	3,307	5,036	57,134	59,779	60,442
Department of Veterans Affairs:						
Veterans Housing Benefit Program Fund.....	-23	169	1,278	773	965	942
Native American Veteran Housing Fund.....	2	9	11	64	72	74
Vocational Rehabilitation Loan Fund .....	.....	1	3	1	3	3
Corps of Engineers:						
Washington Aqueduct.....	(**)	(**)	-1	4	4	4
Environmental Protection Agency:						
Abatement, Control, and Compliance Loan Program .....	.....	.....	.....	1	1	1
General Services Administration:						
Land Acquisition and Development Fund .....	.....	.....	(**)	.....	.....	.....
International Assistance Program:						
International Security Assistance:						
Military Debt Reduction.....	.....	.....	.....	34	34	34
Agency for International Development:						
International Debt Reduction .....	.....	.....	.....	478	478	478
Development Credit Authority Loan Fund .....	.....	.....	.....	(**)	(**)	(**)
Overseas Private Investment Corporation .....	48	293	217	2,241	2,487	2,535
International Monetary Programs.....	.....	1,800	.....	6,021	7,821	7,821
Small Business Administration:						
Business Loan Fund.....	.....	47	-2,287	1,919	1,965	1,965
Disaster Loan Fund .....	.....	1,115	-919	6,001	7,116	7,116
Independent Agencies:						
Export-Import Bank of the United States.....	1,011	3,663	3,528	11,301	13,953	14,964
Federal Communications Commission:						
Spectrum Auction Loan Fund .....	.....	(**)	-18	.....	(**)	(**)
National Credit Union Administration .....	.....	1,900	.....	3,200	5,100	5,100
Presidio Trust Fund .....	.....	.....	.....	50	50	50
Railroad Retirement Board:						
Social Security Equivalent Benefit Account.....	345	1,952	1,828	3,402	5,010	5,354
Smithsonian Institution:						
John F. Kennedy Center Parking Facilities .....	.....	.....	.....	20	20	20
<b>Total Agency Borrowing from the Treasury</b>						
<b>Financed Through Treasury Securities Issued .....</b>	<b>3,800</b>	<b>106,147</b>	<b>144,180</b>	<b>979,021</b>	<b>1,081,368</b>	<b>1,085,168</b>

**Table 6. Schedule C (Memorandum)-Federal Agency Borrowing Financed Through the Issue of Treasury Securities, March 2013 and Other Periods**

Classification	[\$ millions]					
	Transactions			Account Balances Current Fiscal Year		
	This Month	Fiscal Year to Date		Beginning of		Close of This Month
This Year		Prior Year	This Year	This Month		
<b>Borrowing from the Federal Financing Bank:</b>						
Department of Agriculture:						
Rural Utilities Service:						
Rural Electrification and Telecommunications Fund .....	325	1,063	1,945	37,750	38,488	38,814
Department of Education:						
Historically Black College and University Capital						
Financing Fund .....	6	29	33	923	945	951
Department of Energy:						
Title 17 Innovative Technology Loans.....	315	2,011	2,641	12,108	13,804	14,119
Advanced Technology Vehicles Manufacturing .....	-164	-325	.....	.....	-161	-325
Department of Health and Human Services:						
Health Maintenance Organization Loan and						
Loan Guarantee Fund.....	.....	.....	.....	(**)	(**)	(**)
Department of Transportation:						
Railroad Rehabilitation and Improvement Loan Fund .....	(**)	(**)	(**)	1	1	1
Department of Veterans Affairs:						
Guaranteed Transitional Housing for Homeless Veterans .....	.....	(**)	(**)	5	5	5
General Services Administration:						
Federal Buildings Fund.....	-4	-42	-37	1,819	1,782	1,777
International Assistance Program:						
Foreign Military Financing Program .....	-18	-54	-47	188	152	134
Small Business Administration:						
Business Loan Fund .....	.....	(**)	(**)	(**)	(**)	(**)
Independent Agencies:						
Postal Service.....	.....	.....	-54	15,000	15,000	15,000
<b>Total Borrowing from the Federal Financing Bank .....</b>	<b>461</b>	<b>2,681</b>	<b>4,479</b>	<b>67,794</b>	<b>70,015</b>	<b>70,475</b>

Note: This table includes lending by the Federal Financing Bank accomplished by the purchase of agency financial assets, by the acquisition of agency debt securities, and by direct loans on behalf of an agency. The Federal Financing Bank borrows from Treasury and issues its own securities and in turn may loan these funds to agencies in lieu of agencies borrowing directly through Treasury or issuing their own securities.

... No Transactions

(\*\*) Less than \$500,000

Note: Details may not add to totals due to rounding.



This Page Left Blank Intentionally

---

**Table 6. Schedule D-Investments of Federal Government Accounts in Federal Securities, March 2013 and Other Periods**

Classification	[\$ millions]					
	Net Purchases or Sales (-)			Securities Held as Investments Current Fiscal Year		
	This Month	Fiscal Year to Date		Beginning of		Close of This Month
This Year		Prior Year	This Year	This Month		
<b>Federal Funds:</b>						
Department of Agriculture .....	12	62	.....	142	192	204
Department of Commerce .....	-2	.....	.....	.....	2	.....
Department of Defense-Military Programs:						
Defense Cooperation Account .....	.....	.....	.....	8	8	8
Department of Energy .....	-31	464	410	53,969	54,464	54,433
Department of Health and Human Services .....	.....	3	3	2,096	2,098	2,098
Department of Housing and Urban Development:						
Housing Programs:						
Federal Housing Administration Fund .....	1,204	6,999	2,398	2,778	8,573	9,777
Government National Mortgage Association:						
Guarantees of Mortgage-Backed Securities .....	-8	-137	26	2,117	1,989	1,981
Department of the Interior .....	-2	260	551	6,613	6,875	6,873
Department of Labor .....	-371	551	-92	16,133	17,056	16,684
Department of Transportation .....	64	143	137	1,847	1,925	1,990
Department of the Treasury .....	6	1,124	-60	24,805	25,923	25,929
Department of Veterans Affairs:						
Veterans Reopened Insurance Fund .....	-3	-12	-12	253	244	241
Servicemen's Group Life Insurance Fund .....	.....	(**)	(**)	1	1	1
Other Defense Civil Programs:						
Uniformed Services Retiree Health Care Fund .....	-221	11,385	14,007	176,113	187,718	187,498
Office of Personnel Management:						
Postal Service Contributions .....	.....	793	821	45,347	46,140	46,140
Independent Agencies:						
Federal Deposit Insurance Corporation:						
Deposit Insurance Fund .....	749	-47	-3,473	37,602	36,805	37,554
FSLIC Resolution Fund .....	(**)	1	47	3,424	3,425	3,425
Federal Housing Finance Agency .....	-16	5	-1	77	98	82
National Credit Union Administration .....	7	-1,648	-1,905	12,792	11,136	11,143
Postal Service .....	-947	442	-758	2,590	3,979	3,032
Tennessee Valley Authority .....	25	(**)	(**)	25	.....	25
Other .....	50	211	166	15,525	15,686	15,736
Other .....	-78	64	611	10,018	10,160	10,082
Total Treasury Securities .....	436	20,661	12,875	414,274	434,498	434,935
<b>Total Federal Funds .....</b>	<b>436</b>	<b>20,661</b>	<b>12,875</b>	<b>414,274</b>	<b>434,498</b>	<b>434,935</b>
<b>Trust Funds:</b>						
Legislative Branch:						
Library of Congress .....	-3	-7	(**)	43	39	36
United States Tax Court .....	.....	(**)	(**)	11	11	11
Other .....	2	4	5	32	35	37
Judicial Branch:						
Judicial Retirement Funds .....	-18	20	72	961	998	981
Department of Agriculture .....	34	84	.....	.....	49	84
Department of Defense-Military Programs:						
Voluntary Separation Incentive Fund .....	-6	22	25	312	341	334
Other .....	-1	-31	-10	833	803	802
Department of Health and Human Services:						
Federal Hospital Insurance Trust Fund .....	-4,457	-19,743	-16,313	228,292	213,006	208,549
Federal Supplementary Medical Insurance Trust Fund .....	840	-962	3,482	69,324	67,523	68,363
Other .....	-49	5	13	3,219	3,273	3,224

**Table 6. Schedule D-Investments of Federal Government Accounts in Federal Securities, March 2013 and Other Periods**

Classification	[\$ millions]					
	Net Purchases or Sales (-)			Securities Held as Investments Current Fiscal Year		
	This Month	Fiscal Year to Date		Beginning of		Close of This Month
This Year		Prior Year	This Year	This Month		
<b>Trust Funds—Continued</b>						
Department of Homeland Security .....	40	145	166	4,499	4,604	4,644
Department of the Interior .....	-1	-27	-18	40	15	14
Department of Labor:						
Unemployment Trust Fund .....	-2,126	-1,283	-4,876	20,673	21,516	19,390
Other .....	-10	-2	-3	59	66	57
Department of State:						
Foreign Service Retirement and Disability Fund .....	-47	146	136	16,893	17,085	17,038
Other .....	.....	3	-1	35	38	38
Department of Transportation:						
Airport and Airway Trust Fund .....	613	1,100	618	10,425	10,912	11,525
Highway Trust Fund .....	-1,209	2,711	-601	9,970	13,890	12,681
Department of Treasury .....	718	270	146	1,428	980	1,698
Department of Veterans Affairs:						
General Post Fund, National Homes .....	.....	20	-19	63	82	82
National Service Life Insurance .....	-85	-307	-304	6,912	6,690	6,605
United States Government Life Insurance Fund .....	(**)	-2	-2	13	11	11
Veterans Special Life Insurance Fund .....	-11	-12	-10	1,953	1,952	1,941
Corps of Engineers .....	164	857	350	7,062	7,754	7,919
Other Defense Civil Programs:						
Military Retirement Fund .....	-1,858	50,100	51,917	376,439	428,397	426,539
Other .....	-35	-142	-101	2,007	1,900	1,865
Environmental Protection Agency .....	-119	55	559	4,510	4,684	4,565
National Aeronautics and Space Administration .....	(**)	(**)	(**)	15	15	15
Office of Personnel Management:						
Civil Service Retirement and Disability Fund:						
Treasury Securities .....	-3,725	-7,937	-4,067	826,555	822,343	818,618
Employees Life Insurance Fund .....	40	250	906	41,250	41,460	41,500
Employees and Retired Employees Health Benefits Fund .....	698	987	1,039	21,261	21,550	22,248
Social Security Administration:						
Federal Old-Age and Survivors Insurance Trust						
Fund .....	1,955	27,217	41,067	2,586,697	2,611,958	2,613,914
Federal Disability Insurance Trust Fund .....	-2,296	-17,380	-15,293	132,345	117,261	114,965
Independent Agencies:						
Harry S Truman Memorial Scholarship Trust Fund .....	(**)	(**)	-9	53	54	54
Japan-United States Friendship Commission .....	.....	.....	(**)	38	38	38
Railroad Retirement Board:						
Treasury Securities .....	-19	-46	-165	2,403	2,375	2,357
Agency Securities .....	.....	1	.....	5	5	5
Other .....	-10	304	232	946	1,260	1,249
Total Treasury Securities .....	-10,980	36,419	58,941	4,377,571	4,424,970	4,413,989
Total Agency Securities .....	.....	1	.....	5	5	5
<b>Total Trust Funds .....</b>	<b>-10,980</b>	<b>36,419</b>	<b>58,941</b>	<b>4,377,575</b>	<b>4,424,975</b>	<b>4,413,995</b>
<b>Grand Total .....</b>	<b>-10,544</b>	<b>57,080</b>	<b>71,816</b>	<b>4,791,850</b>	<b>4,859,474</b>	<b>4,848,930</b>

... No Transactions  
 (\*\*) Less than \$500,000

Note: Investments are in Treasury securities unless otherwise noted.  
 Note: Details may not add to totals due to rounding.

**Table 6. Schedule E-Net Activity, Guaranteed and Direct Loan Financing, March 2013 and Other Periods**

Classification	[\$ millions]					
	Net Transactions (-) denotes net reduction of assets accounts			Account Balances Current Fiscal Year		
	This Month	Fiscal Year to Date		Beginning of		Close of This Month
This Year		Prior Year	This Year	This Month		
<b>Guaranteed Loan Financing Activity:</b>						
Department of Agriculture:						
Farm Service Agency:						
Commodity Credit Corporation Export Fund .....	6	-44	-33	418	369	375
Agricultural Credit Insurance Fund.....	-1	2	4	-194	-191	-191
Natural Resource Conservation Demonstration Program:						
Agricultural Resource Conservation Demonstration Program .....	.....	.....	.....	(**)	(**)	(**)
Rural Housing Service:						
Rural Community Facility Loans .....	-1	(**)	3	-58	-58	-58
Rural Housing Insurance Fund .....	17	102	-12	-2,348	-2,262	-2,246
Rural Business-Cooperative Service:						
Rural Business and Industry Loans .....	16	17	40	-456	-455	-439
Renewable Energy Guaranteed Loan Account .....	(**)	-4	-4	-33	-37	-37
Biorefinery Assistance Loan Account.....	(**)	-1	13	-72	-73	-73
Rural Utilities Service:						
Rural Water and Waste Disposal Fund .....	.....	(**)	(**)	-24	-24	-24
Department of Commerce:						
General Administration:						
Emergency Oil, Gas, and Steel Account .....	.....	.....	.....	5	5	5
National Oceanic and Atmospheric Administration:						
Fishing Vessel Obligations.....	.....	.....	(**)	(**)	(**)	(**)
Department of Defense-Military Programs .....	.....	(**)	.....	-15	-15	-15
Department of Education:						
Office of Student Financial Assistance:						
Federal Family Education Loans.....	-307	-1,415	-1,278	27,768	26,661	26,353
Department of Energy:						
Title 17 Innovative Technology Loans.....	5	5	-37	-161	-162	-156
Department of Health and Human Services:						
Health Resources and Services Administration:						
Health Center Loans .....	.....	.....	(**)	-3	-3	-3
Health Education Assistance Loans.....	(**)	1	6	-53	-52	-52
Department of Housing and Urban Development:						
Public and Indian Housing Programs:						
Indian Housing Loans .....	6	9	-2	-58	-56	-49
Native Hawaiian Housing Loans .....	.....	1	(**)	-2	-1	-1
Community Planning and Development:						
Community Development Loans .....	(**)	-1	-2	-95	-96	-96
Housing Programs:						
FHA-Mutual Mortgage Insurance Loans .....	1,550	9,949	3,756	-26,444	-18,045	-16,495
FHA-General and Special Risk Fund .....	172	1,010	555	-4,846	-4,008	-3,836
Home Ownership Preservation Entity Fund .....	(**)	(**)	(**)	-20	-20	-20
Government National Mortgage Association:						
Guarantees of Mortgaged-Backed Securities .....	-128	-524	746	6,418	6,022	5,894

**Table 6. Schedule E-Net Activity, Guaranteed and Direct Loan Financing, March 2013 and Other Periods**

Classification	[\$ millions]					
	Net Transactions (-) denotes net reduction of assets accounts			Account Balances Current Fiscal Year		
	This Month	Fiscal Year to Date		Beginning of		Close of This Month
This Year		Prior Year	This Year	This Month		
<b>Guaranteed Loan Financing Activity:—Continued</b>						
Department of the Interior:						
Bureau of Indian Affairs .....	-2	1	22	-52	-49	-51
Department of Transportation:						
Office of the Secretary:						
Minority Business Resource Center Fund .....	(**)	(**)	(**)	(**)	(**)	(**)
Federal Highway Administration:						
Transportation Infrastructure Finance and Innovation Fund .....	.....	.....	.....	(**)	(**)	(**)
Maritime Administration:						
Maritime Guaranteed Loan (Title XI) Fund .....	(**)	(**)	-108	-213	-213	-213
Department of the Treasury:						
Departmental Offices:						
Air Transportation Stabilization Fund .....	.....	.....	.....	(**)	(**)	(**)
Troubled Assets Insurance Financing Fund .....	204	-890	-36	758	-336	-131
Troubled Asset Relief Program .....	(**)	-2	(**)	-11	-12	-13
Department of Veterans Affairs:						
Veterans Benefits Administration:						
Veterans Housing Benefit Program Fund .....	12	274	-658	-4,157	-3,895	-3,883
International Assistance Program:						
Agency for International Development:						
Loan Guarantees to Israel .....	.....	.....	.....	-1,397	-1,397	-1,397
Urban and Environmental Credit Guaranteed Loans .....	-3	-2	1	-63	-62	-65
Microenterprise and Small Enterprise Development .....	.....	.....	(**)	(**)	(**)	(**)
Development Credit Authority Loan Fund .....	1	1	-3	-49	-49	-49
Loan Guarantees to Egypt .....	.....	.....	.....	-137	-137	-137
Tunisia Loan Fund .....	.....	.....	.....	-30	-30	-30
Overseas Private Investment Corporation .....	22	35	-79	-101	-88	-66
Small Business Administration:						
Business Loan Fund .....	-76	-123	-1,180	-2,795	-2,843	-2,919
Independent Agencies:						
Export-Import Bank of the United States .....	-41	-156	232	-1,314	-1,430	-1,470
<b>Net Activity, Guaranteed Loan Financing .....</b>	<b>1,453</b>	<b>8,244</b>	<b>1,945</b>	<b>-9,834</b>	<b>-3,043</b>	<b>-1,590</b>

**Table 6. Schedule E-Net Activity, Guaranteed and Direct Loan Financing, March 2013 and Other Periods**

Classification	[\$ millions]					
	Net Transactions (-) denotes net reduction of assets accounts			Account Balances Current Fiscal Year		
	This Month	Fiscal Year to Date		Beginning of		Close of This Month
This Year		Prior Year	This Year	This Month		
<b>Direct Loan Financing Activity:</b>						
Department of Agriculture:						
Farm Service Agency:						
Agricultural Credit Insurance Fund.....	1	-430	-183	6,934	6,503	6,504
Farm Storage Facility Loans.....	-5	3	39	727	736	730
Apple Loans Fund.....	.....	(**)	(**)	(**)	(**)	(**)
Emergency Boll Weevil Loan Fund.....	.....	.....	.....	3	3	3
Rural Housing Service:						
Rural Community Facility Loans Fund.....	129	245	146	4,076	4,192	4,321
Rural Housing Insurance Fund.....	-79	-253	-93	15,501	15,326	15,247
Multifamily Housing Revitalization Loan Account.....	1	11	16	168	177	178
Rural Business-Cooperative Service:						
Rural Business and Industry Loan Fund.....	-1	-3	-2	50	47	46
Rural Development Loan Fund.....	-1	-11	-9	298	289	287
Rural Economic Development Loan Fund.....	1	9	4	102	110	111
Rural Microenterprise Investment Loans.....	1	2	2	13	15	16
Rural Utilities Service:						
Rural Water and Waste Disposal Loans.....	123	-50	14	9,718	9,545	9,668
Rural Electrification and Telecommunications Fund.....	325	781	1,197	45,309	45,765	46,090
Rural Telephone Bank.....	-4	-39	-24	347	313	309
Distance Learning and Telemedicine Program.....	9	87	142	1,028	1,106	1,115
Rural Development Insurance Fund.....	.....	.....	.....	1,065	1,065	1,065
Foreign Agricultural Service:						
P.L. 480 Direct Loan Fund.....	-4	-74	-76	844	773	770
International Debt Reduction.....	(**)	-8	-25	16	8	7
Department of Commerce:						
National Oceanic and Atmospheric Administration:						
Fisheries Finance.....	-9	-19	2	552	541	533
Department of Defense-Military Programs.....	-6	104	43	948	1,058	1,052
Department of Education:						
Office of Postsecondary Education:						
College Housing and Academic Facilities Loans.....	.....	-2	(**)	6	5	5
Historically Black College and University Capital Financing Fund.....	6	28	33	558	580	586
Office of Student Financial Assistance:						
Federal Direct Student Loans.....	4,102	66,268	72,369	525,881	588,048	592,149
Teach Grant Loans.....	5	54	61	343	392	397
Temporary Student Loan Purchase Authority.....	-976	-5,165	-4,603	115,220	111,031	110,055
Department of Energy:						
Advanced Technology Vehicles Manufacturing Loans.....	664	561	1,858	5,767	5,664	6,328
Title 17 Innovative Technology Loans.....	316	1,736	767	4,078	5,498	5,814
Department of Health and Human Services:						
Consumer Operated and Oriented Plan.....	86	183	7	57	154	240
Department of Homeland Security:						
Disaster Assistance Loan Fund.....	-1	-6	-5	324	320	319
Department of Housing and Urban Development:						
Housing Programs:						
Emergency Homeowners' Relief Fund.....	(**)	(**)	(**)	2	2	2
FHA-Mutual Mortgage Insurance Loans.....	.....	(**)	(**)	-5	-5	-5
FHA-General and Special Risk Fund.....	.....	.....	.....	(**)	(**)	(**)
Green Retrofit Program for Multifamily Housing Fund.....	-2	-2	-2	11	11	10

**Table 6. Schedule E-Net Activity, Guaranteed and Direct Loan Financing, March 2013 and Other Periods**

Classification	[\$ millions]					
	Net Transactions (- denotes net reduction of assets accounts)			Account Balances Current Fiscal Year		
	This Month	Fiscal Year to Date		Beginning of		Close of This Month
This Year		Prior Year	This Year	This Month		
<b>Direct Loan Financing Activity:—Continued</b>						
Department of the Interior:						
Bureau of Reclamation .....			(**)	37	37	37
Bureau of Indian Affairs .....	(**)	(**)	1	5	5	4
Assistance to American Samoa Loan Fund .....				9	9	9
Department of State:						
Administration of Foreign Affairs:						
Repatriation Loans .....	(**)	(**)	-1	1	(**)	(**)
Department of Transportation:						
Federal Highway Administration:						
Transportation Infrastructure Finance and Innovation Fund .....	72	406	160	4,375	4,709	4,781
Tiger Tifia Loan Fund .....			(**)	(**)	(**)	(**)
Federal Railroad Administration:						
Railroad Rehabilitation and Improvement Loan Fund .....	-5	29	78	691	724	720
Department of the Treasury:						
Departmental Offices:						
Community Development Financial Institutions Fund .....	-1	1	(**)	33	35	34
GSE Mortgage-Backed Securities Purchase Program .....			-64,189	3,908	3,908	3,908
Temporary Credit and Liquidity Program .....	-196	-2,300	-384	13,256	11,152	10,956
Troubled Asset Relief Program .....	9,793	-12,667	-38,451	31,484	9,024	18,817
Small Business Lending Program .....	-9	-224	326	4,034	3,819	3,810
Financial Management Service .....				(**)	(**)	(**)
Department of Veterans Affairs:						
Veterans Benefits Administration:						
Veterans Housing Benefit Program Fund .....	-6	-38	-824	661	629	623
Native American Veteran Housing Fund .....	1	4	-8	59	61	62
Transitional Housing Loans .....	(**)	(**)	(**)	(**)	(**)	(**)
Vocational Rehabilitation Loan Fund .....	(**)	(**)	(**)	1	1	1
Environmental Protection Agency:						
Abatement, Control, and Compliance Loan Program .....		(**)	-1	(**)	(**)	(**)
International Assistance Program:						
International Security Assistance:						
Foreign Military Loan Program .....				-27	-27	-27
Military Debt Reduction .....				34	34	34
Agency for International Development:						
International Debt Reduction .....	(**)	-13	-17	138	125	125
Overseas Private Investment Corporation .....	-9	41	84	1,454	1,503	1,494
International Monetary Programs .....		1,624	-3	-54	1,570	1,570
Small Business Administration:						
Business Loan Fund .....	(**)	4	2	109	113	113
Disaster Loan Fund .....	-6	-135	-311	5,815	5,686	5,680
Independent Agencies:						
Export-Import Bank of the United States .....	860	2,887	2,906	10,848	12,876	13,735
Federal Communications Commission:						
Spectrum Auction Loan Fund .....	-4	-2	-18	-4	-3	-6
<b>Net Activity, Direct Loan Financing .....</b>	<b>15,170</b>	<b>53,626</b>	<b>-28,971</b>	<b>816,805</b>	<b>855,261</b>	<b>870,431</b>

Note: Federal credit programs provide benefits to the public in the form of direct loans and loan guarantees. This table reflects cash transactions and balances of the nonbudgetary financing fund accounts that result from the disbursement of loans, collection of fees, repayment of principle, sale of collateral, interest, and subsidy received from the credit program accounts at net present value in accordance with the Credit Reform Act of 1990. Unreimbursed costs such as administrative expenses and subsidy payments are reported on a cash basis and included within each program's budgetary totals in Table 5.

... No Transactions

(\*\*) Less than \$500,000

Note: Details may not add to totals due to rounding.

**Table 7. Receipts and Outlays of the U.S. Government by Month, Fiscal Year 2013**

[\$ millions]

Classification	Oct.	Nov.	Dec.	Jan.	Feb.	March	April	May	June	July	Aug.	Sept.	Fiscal Year to Date	Comparable Period Prior F.Y.
<b>Receipts:</b>														
Individual Income Taxes .....	102,039	75,027	135,331	155,967	32,227	54,627							555,218	484,143
Corporation Income Taxes.....	1,619	3,219	57,670	7,752	1,173	28,854							100,287	84,537
<b>Social Insurance And Retirement Receipts:</b>														
Employment and General Retirement.....	56,045	60,174	55,925	84,444	70,683	83,530							410,801	372,358
Unemployment Insurance.....	2,767	4,813	645	5,048	3,596	680							17,549	20,062
Other Retirement .....	296	330	292	279	273	332							1,802	1,884
Excise Taxes .....	6,662	6,848	6,559	6,352	5,051	7,363							38,835	34,779
Estate and Gift Taxes .....	1,143	893	1,178	1,130	1,027	1,126							6,499	6,157
Customs Duties .....	2,940	2,664	2,460	2,799	2,284	2,526							15,673	14,564
Miscellaneous Receipts .....	10,804	7,762	9,447	8,453	6,501	6,980							49,947	45,901
<b>Total--Receipts This Year .....</b>	<b>184,316</b>	<b>161,730</b>	<b>269,508</b>	<b>272,225</b>	<b>122,815</b>	<b>186,018</b>							<b>1,196,611</b>	<b>.....</b>
<b>(On-Budget).....</b>	<b>144,166</b>	<b>118,561</b>	<b>230,049</b>	<b>207,810</b>	<b>67,807</b>	<b>120,570</b>							<b>888,962</b>	<b>.....</b>
<b>(Off-Budget).....</b>	<b>40,150</b>	<b>43,169</b>	<b>39,459</b>	<b>64,415</b>	<b>55,008</b>	<b>65,448</b>							<b>307,649</b>	<b>.....</b>
<i>Total--Receipts Prior Year .....</i>	<i>163,072</i>	<i>152,402</i>	<i>239,963</i>	<i>234,319</i>	<i>103,413</i>	<i>171,215</i>							<i>.....</i>	<i>1,064,384</i>
<i>(On Budget).....</i>	<i>123,769</i>	<i>110,346</i>	<i>201,911</i>	<i>178,871</i>	<i>57,954</i>	<i>119,308</i>							<i>.....</i>	<i>792,160</i>
<i>(Off Budget).....</i>	<i>39,303</i>	<i>42,056</i>	<i>38,052</i>	<i>55,448</i>	<i>45,459</i>	<i>51,906</i>							<i>.....</i>	<i>272,225</i>
<b>Outlays:</b>														
Legislative Branch .....	442	371	354	380	328	338							2,214	2,303
Judicial Branch .....	573	623	563	563	545	738							3,604	3,579
<b>Department of Agriculture:</b>														
Commodity Credit Corporation and Foreign Agricultural Service.....	6,938	2,007	1,252	1,224	-23	-233							11,164	9,467
Other .....	14,499	12,678	15,111	14,313	11,834	11,282							79,716	68,343
Department of Commerce.....	961	786	811	736	688	545							4,527	5,509
<b>Department of Defense:</b>														
<b>Military Programs:</b>														
Military Personnel .....	26,106	15,773	11,060	6,392	11,463	11,341							82,135	85,760
Operation and Maintenance.....	20,925	22,152	21,686	23,444	20,707	21,686							130,600	138,828
International Reconstruction and Other Assistance .....	(**)	(**)	(**)	(**)	(**)	(**)							1	(**)
Procurement.....	8,998	8,990	9,212	12,736	6,905	13,675							60,517	65,771
Research, Development, Test, and Evaluation.....	4,695	4,883	6,548	6,397	4,196	5,798							32,517	34,664
Military Construction .....	1,317	1,000	1,104	934	860	852							6,067	7,837
Family Housing.....	170	183	134	226	132	132							977	1,134
Revolving and Management Funds .....	550	988	177	484	-449	348							2,098	1,889
Other .....	-212	-184	218	271	-190	-217							-314	-443
<b>Total Military Programs .....</b>	<b>62,549</b>	<b>53,784</b>	<b>50,140</b>	<b>50,885</b>	<b>43,625</b>	<b>53,615</b>							<b>314,598</b>	<b>335,440</b>
Department of Education .....	3,853	5,722	6,054	-1,032	7,971	7,180							29,747	34,895
Department of Energy.....	2,506	2,240	2,451	1,964	2,055	967							12,182	16,688
<b>Department of Health and Human Services:</b>														
National Institutes of Health.....	2,668	2,546	2,610	2,430	2,447	2,666							15,367	16,059
<b>Centers for Medicare And Medicaid Services:</b>														
Grants to States for Medicaid .....	23,259	20,896	21,766	21,792	20,553	20,970							129,235	121,190
Federal Hospital Ins. Trust Fund.....	21,946	28,201	15,197	22,534	22,638	22,532							133,048	126,739
Federal Supp. Med. Ins. Trust Fund .....	26,828	36,532	15,106	23,558	24,334	24,959							151,318	142,595
Other .....	19,098	24,139	15,436	19,631	20,298	20,661							119,261	118,775
Administration for Children and Families.....	4,315	4,390	4,049	4,553	3,865	4,433							25,606	25,115
Other .....	-21,802	-26,386	-18,635	-22,147	-23,758	-23,724							-136,452	-131,484
Department of Homeland Security.....	4,858	5,352	5,613	5,866	5,146	5,532							32,366	25,211
Department of Housing and Urban Development .....	2,756	2,763	3,006	2,530	2,749	2,761							16,564	23,381
Department of the Interior .....	910	-892	913	851	789	879							3,450	6,197
Department of Justice .....	3,569	2,485	1,431	2,615	2,450	2,492							15,043	15,306
<b>Department of Labor:</b>														
Unemployment Trust Fund .....	6,660	6,128	6,417	7,800	6,340	6,012							39,357	52,395
Other .....	-1,167	1,523	1,230	1,136	176	1,275							4,173	3,786
Department of State.....	1,893	2,996	2,186	1,723	1,757	1,824							12,379	12,560
<b>Department of Transportation:</b>														
Highway Trust Fund.....	4,292	3,270	3,339	2,468	2,427	2,350							18,147	17,461
Other .....	3,197	2,523	3,369	2,623	2,360	2,739							16,812	18,427
<b>Department of the Treasury:</b>														
Interest on Treasury Debt Securities (Gross).....	12,923	25,069	95,737	17,817	16,882	23,472							191,899	210,798
Other .....	4,787	6,800	-2,065	3,101	52,350	-742							64,231	112,441



**Table 7. Receipts and Outlays of the U.S. Government by Month, Fiscal Year 2013**

	[\$ millions]													
Classification	Oct.	Nov.	Dec.	Jan.	Feb.	March	April	May	June	July	Aug.	Sept.	Fiscal Year to Date	Comparable Period Prior F.Y.
<b>Outlays:—Continued</b>														
Department of Veterans Affairs:														
Compensation And Pensions.....	5,115	9,555	5,178	583	5,374	5,334							31,139	28,539
National Service Life.....	61	77	71	89	82	92							472	495
Other.....	6,220	6,180	5,379	5,672	5,263	6,906							35,620	35,555
Corps of Engineers.....	645	777	672	537	422	424							3,477	4,121
Other Defense Civil Programs.....	5,329	8,546	5,254	1,523	5,208	4,759							30,619	28,508
Environmental Protection.....	900	781	835	891	951	817							5,175	4,995
Executive Office of the President.....	26	30	31	29	32	37							185	190
General Services Administration.....	-25	-146	63	-60	-119	142							-146	672
International Assistance Program:														
International Security Assistance.....	440	1,366	471	347	1,349	1,312							5,283	6,193
Multilateral Assistance.....	122	139	4	17	4	100							387	1,083
Agency for International Development.....	490	659	197	370	428	360							2,504	2,707
Other.....	154	-82	952	-746	300	541							1,119	1,493
National Aeronautics and Space Administration.....	1,334	1,397	1,846	980	1,281	1,455							8,293	8,026
National Science Foundation.....	650	594	669	370	607	593							3,483	3,367
Office of Personnel Management.....	7,520	6,837	6,390	7,416	6,886	6,537							41,586	38,922
Small Business Administration.....	95	93	101	123	98	117							629	2,382
Social Security Administration:														
Federal Old-Age and Survivors Ins.														
Trust Fund (Off-Budget).....	53,772	54,089	54,625	55,127	55,723	55,794							329,130	310,142
Federal Disability Ins. Trust														
Fund (Off-Budget).....	11,361	11,398	12,024	11,805	11,777	12,196							70,560	68,014
Other.....	4,526	8,432	4,469	248	4,411	4,511							26,596	25,284
Independent Agencies:														
Fed. Deposit Ins. Corp:														
Deposit Insurance Fund.....	316	30	165	202	77	-754							36	3,470
FSLIC Resolution Fund.....	182	(**)	(**)	(**)	-2	1							181	-2
Postal Service:														
Off-Budget:														
Public Enterprise Funds.....	-1,074	-669	-607	-723	6	835							-2,232	292
Other.....	125	.....	(**)	.....	.....	.....							125	256
Other.....	78	.....	.....	(**)	.....	.....							78	74
Tennessee Valley Authority.....	-818	906	384	61	-220	-232							82	357
Other Independent Agencies.....	4,621	3,943	2,097	2,401	1,667	2,156							16,886	16,581
Undistributed Offsetting Receipts:														
Employer Share, Employee Retirement.....	-20,646	-5,620	-5,178	-5,336	-5,290	-5,765							-47,836	-50,039
Interest Received by Trust Funds.....	11,141	-1,422	-75,680	-1,930	-166	-1,138							-69,194	-86,467
Rents and Royalties on Outer														
Continental Shelf Lands.....	-1,661	-592	-567	-567	-621	-104							-4,111	-2,987
Sale of Major Assets.....	.....	.....	-2,588	.....	.....	.....							-2,588	-2,041
Other.....	.....	(**)	(**)	(**)	(**)	.....							(**)	(**)
<b>Totals This Year:</b>														
Total Outlays.....	<u>304,311</u>	<u>333,841</u>	<u>270,699</u>	<u>269,342</u>	<u>326,354</u>	<u>292,548</u>							<u>1,797,095</u>	<u>.....</u>
(On-Budget).....	<u>255,939</u>	<u>278,998</u>	<u>267,740</u>	<u>212,018</u>	<u>260,700</u>	<u>226,200</u>							<u>1,501,595</u>	<u>.....</u>
(Off-Budget).....	<u>48,372</u>	<u>54,844</u>	<u>2,959</u>	<u>57,324</u>	<u>65,653</u>	<u>66,348</u>							<u>295,500</u>	<u>.....</u>
Total-Surplus (+) or Deficit (-).....	<u>-119,995</u>	<u>-172,112</u>	<u>-1,191</u>	<u>+2,883</u>	<u>-203,539</u>	<u>-106,530</u>							<u>-600,484</u>	<u>.....</u>
(On-Budget).....	<u>-111,774</u>	<u>-160,437</u>	<u>-37,691</u>	<u>-4,207</u>	<u>-192,894</u>	<u>-105,630</u>							<u>-612,633</u>	<u>.....</u>
(Off-Budget).....	<u>-8,222</u>	<u>-11,675</u>	<u>+36,500</u>	<u>+7,091</u>	<u>-10,645</u>	<u>-900</u>							<u>+12,149</u>	<u>.....</u>
Total Borrowing from the Public.....	<u>142,335</u>	<u>142,218</u>	<u>29,338</u>	<u>-20,938</u>	<u>261,952</u>	<u>95,355</u>							<u>650,260</u>	<u>724,278</u>
Total-Outlays Prior Year.....	<u>261,539</u>	<u>289,704</u>	<u>325,930</u>	<u>261,726</u>	<u>335,090</u>	<u>369,372</u>							<u>.....</u>	<u>1,843,360</u>
(On-Budget).....	<u>214,770</u>	<u>238,285</u>	<u>328,868</u>	<u>217,653</u>	<u>281,056</u>	<u>315,494</u>							<u>.....</u>	<u>1,596,126</u>
(Off-Budget).....	<u>46,768</u>	<u>51,419</u>	<u>-2,939</u>	<u>44,073</u>	<u>54,034</u>	<u>53,878</u>							<u>.....</u>	<u>247,234</u>
Total-Surplus (+) or Deficit (-) Prior Year.....	<u>-98,466</u>	<u>-137,302</u>	<u>-85,967</u>	<u>-27,407</u>	<u>-231,677</u>	<u>-198,157</u>							<u>.....</u>	<u>-778,976</u>
(On-Budget).....	<u>-91,001</u>	<u>-127,939</u>	<u>-126,957</u>	<u>-38,782</u>	<u>-223,102</u>	<u>-196,185</u>							<u>.....</u>	<u>-803,966</u>
(Off-Budget).....	<u>-7,465</u>	<u>-9,363</u>	<u>+40,991</u>	<u>+11,375</u>	<u>-8,575</u>	<u>-1,971</u>							<u>.....</u>	<u>+24,990</u>

... No Transactions  
 (\*\*) Less than \$500,000

Note: Details may not add to totals due to rounding.

**Table 8. Trust Fund Impact on Budget Results and Investment Holdings as of March 31, 2013**

Classification	[\$ millions]								
	This Month			Fiscal Year to Date			Securities Held as Investments Current Fiscal Year		
	Receipts	Outlays	Excess	Receipts	Outlays	Excess	Beginning of		Close of This Month
							This Year	This Month	
<b>Trust Receipts, Outlays, and Investments Held:</b>									
Airport and Airway .....	1,338	718	620	6,123	5,744	379	10,425	10,912	11,525
Black Lung Disability.....	24	19	5	267	120	148	.....	.....	.....
Federal Disability Insurance.....	9,901	12,196	-2,294	53,301	70,560	-17,259	132,345	117,261	114,965
Federal Employees Life and Health.....	.....	-738	738	.....	-1,456	1,456	62,511	63,010	63,748
Federal Employees Retirement .....	2,729	6,508	-3,778	31,004	38,761	-7,756	844,419	840,438	836,648
Federal Hospital Insurance .....	18,484	22,652	-4,168	112,763	133,657	-20,895	228,292	213,006	208,549
Federal Old-Age and Survivors Insurance .....	58,024	55,794	2,230	356,431	329,130	27,301	2,586,697	2,611,958	2,613,914
Federal Supplementary Medical Insurance.....	25,628	24,959	669	148,238	151,318	-3,080	69,324	67,523	68,363
Hazardous Substance Superfund .....	100	104	-4	731	678	53	3,250	3,381	3,265
Highways .....	2,307	3,037	-730	23,066	22,420	646	9,970	13,890	12,681
Military Advances.....	2,085	2,254	-169	12,738	12,559	180	.....	.....	.....
Military Retirement.....	2,685	4,539	-1,854	77,114	27,013	50,101	376,439	428,397	426,539
Railroad Retirement.....	703	1,146	-443	5,750	6,633	-882	2,408	2,381	2,362
Unemployment .....	1,155	6,020	-4,865	49,861	39,414	10,448	20,673	21,516	19,390
Veterans Life Insurance.....	6	110	-104	193	517	-324	8,878	8,653	8,557
All Other Trust .....	1,060	191	870	4,229	2,458	1,772	21,944	22,650	23,489
<b>Total Trust Fund Receipts and Outlays and Investments Held from Table 6-D.....</b>	<b>126,230</b>	<b>139,508</b>	<b>-13,278</b>	<b>881,811</b>	<b>839,524</b>	<b>42,287</b>	<b>4,377,575</b>	<b>4,424,975</b>	<b>4,413,995</b>
Less: Interfund Transactions.....	37,094	37,094	.....	424,793	424,793	.....			
Trust Fund Receipts and Outlays on the Basis of Tables 4 & 5 .....	89,136	102,414	-13,278	457,019	414,731	42,287			
<b>Total Federal Fund Receipts and Outlays.....</b>	<b>96,952</b>	<b>190,204</b>	<b>-93,252</b>	<b>740,005</b>	<b>1,382,776</b>	<b>-642,771</b>			
Less: Interfund Transactions.....	70	70	.....	413	413	.....			
Federal Fund Receipts and Outlays on the Basis of Table 4 & 5.....	96,882	190,134	-93,252	739,592	1,382,363	-642,771			
<b>Net Budget Receipts &amp; Outlays .....</b>	<b>186,018</b>	<b>292,548</b>	<b>-106,530</b>	<b>1,196,611</b>	<b>1,797,095</b>	<b>-600,484</b>			

Note: Interfund receipts and outlays are transactions between Federal funds and trust funds such as Federal payments and contributions, and interest and profits on investments in Federal securities. They have no net effect on overall budget receipts and outlays since the receipt side of such transactions is offset against budget outlays. In this table, Interfund receipts are shown as an adjustment to arrive at total receipts and outlays of trust funds respectively. ... No Transactions

**Table 9. Summary of Receipts by Source, and Outlays by Function of the U.S. Government, March 2013 and Other Periods**

Classification	[\$ millions]		
	This Month	Fiscal Year to Date	Comparable Period Prior Fiscal Year
<b>Receipts</b>			
Individual Income Taxes .....	54,627	555,218	484,143
Corporation Income Taxes.....	28,854	100,287	84,537
<b>Social Insurance and Retirement Receipts:</b>			
Employment and General Retirement.....	83,530	410,801	372,358
Unemployment Insurance .....	680	17,549	20,062
Other Retirement .....	332	1,802	1,884
Excise Taxes .....	7,363	38,835	34,779
Estate and Gift Taxes .....	1,126	6,499	6,157
Customs Duties .....	2,526	15,673	14,564
Miscellaneous Receipts .....	6,980	49,947	45,901
<b>Total.....</b>	<b>186,018</b>	<b>1,196,611</b>	<b>1,064,384</b>
<b>Net Outlays</b>			
National Defense .....	55,840	328,270	350,245
International Affairs.....	4,198	21,491	24,272
General Science, Space, and Technology.....	2,390	14,110	13,906
Energy .....	-143	6,001	7,219
Natural Resources and Environment .....	2,690	18,899	19,579
Agriculture .....	1,165	27,694	15,760
Commerce and Housing Credit.....	-23,770	-25,867	37,059
Transportation .....	6,342	42,901	44,159
Community and Regional Development.....	3,768	19,703	14,914
Education, Training, Employment and Social Services .....	10,973	46,109	53,596
Health .....	28,127	175,345	170,509
Medicare.....	40,661	245,363	232,854
Income Security.....	57,101	301,897	310,213
Social Security.....	67,972	399,676	378,100
Veterans Benefits and Services.....	12,432	67,531	64,832
Administration of Justice.....	4,634	27,191	28,190
General Government .....	2,208	14,328	11,317
Net Interest.....	21,830	120,989	121,700
Undistributed Offsetting Receipts .....	-5,870	-54,535	-55,066
<b>Total.....</b>	<b>292,548</b>	<b>1,797,095</b>	<b>1,843,360</b>

Note: Details may not add to totals due to rounding.

# Explanatory Notes

## 1. Flow of Data into Monthly Treasury Statement

The *Monthly Treasury Statement (MTS)* is assembled from data in the central accounting system. The major sources of data include monthly accounting reports by Federal entities and disbursing officers, and daily reports from the Federal Reserve banks. These reports detail accounting transactions affecting receipts and outlays of the Federal Government and off-budget Federal entities, and their related effect on the assets and liabilities of the U.S. Government. Information is presented in the *MTS* on a modified cash basis.

## 2. Notes on Receipts

Receipts included in the report are classified into the following major categories: (1) budget receipts and (2) offsetting collections (also called applicable receipts). Budget receipts are collections from the public that result from the exercise of the Government's sovereign or governmental powers, excluding receipts offset against outlays. These collections, also called governmental receipts, consist mainly of tax receipts (including social insurance taxes), receipts from court fines, certain licenses, and deposits of earnings by the Federal Reserve System. Refunds of receipts are treated as deductions from gross receipts.

Offsetting collections are from other Government accounts or the public that are of a business-type or market-oriented nature. They are classified into two major categories: (1) offsetting collections credited to appropriations or fund accounts, and (2) offsetting receipts (i.e., amounts deposited in receipt accounts). Collections credited to appropriation or fund accounts normally can be used without appropriation action by Congress. These occur in two instances: (1) when authorized by law, amounts collected for materials or services are treated as reimbursements to appropriations and (2) in the three types of revolving funds (public enterprise, intra governmental, and trust); collections are netted against spending, and outlays are reported as the net amount.

Offsetting receipts in receipt accounts cannot be used without being appropriated. They are subdivided into two categories: (1) proprietary receipts - these collections are from the public and they are offset against outlays by agency and by function, and (2) intra governmental funds - these are payments into receipt accounts from Governmental appropriation or fund accounts. The transactions may be intrabudgetary when the payment and receipt both occur within the budget or from receipts from off-budget Federal entities in those cases where payment is made by a Federal entity whose budget authority and outlays are excluded from the budget totals.

Intrabudgetary transactions are subdivided into three categories: (1) interfund transactions, where the payments are from one fund group (either Federal funds or trust funds) to a receipt account in the other fund group; (2) Federal intrafund transactions, where the payments and receipts both occur within the Federal fund group; and (3) trust intrafund transactions, where the payments and receipts both occur within the trust fund group.

Offsetting receipts are generally deducted from budget authority and outlays by function, by subfunction, or by agency. There are four types of receipts, however, that are deducted from budget totals as undistributed offsetting receipts. They are: (1) agencies' payments (including payments by off-budget Federal entities) as employers into employees retirement funds, (2) interest received by trust funds, (3) rents and royalties on the Outer Continental Shelf lands, and (4) other interest (i.e., interest collected on Outer Continental Shelf money in deposit funds when such money is transferred into the budget).

## 3. Notes on Outlays

Outlays are generally accounted for on the basis of checks issued, electronic funds transferred, or cash payments made. Certain outlays do not require issuance of cash or checks. An example is charges made against appropriations for that part of employees' salaries withheld for taxes or savings bond allotments - these are counted as payments to the employee and credits for whatever purpose the money was withheld. Outlays are stated net of offsetting collections (including receipts of revolving and management funds) and of refunds. Interest on the public debt (public issues) is recognized on the accrual basis. Federal credit programs subject to the Federal Credit Reform Act of 1990 use the cash

basis of accounting and are divided into two components. The portion of the credit activities that involve a cost to the Government (mainly subsidies) is included within the budget program accounts. The remaining portion of the credit activities are in non-budget financing accounts. Outlays of off-budget Federal entities are excluded by law from budget totals. However, they are shown separately and combined with the on-budget outlays to display total Federal outlays.

## 4. Processing

The data on payments and collections are reported by account symbol into the central accounting system. In turn, the data are extracted from this system for use in the preparation of the *MTS*.

There are two major checks which are conducted to assure consistency of the data reported:

1. Verification of payment data. The monthly payment activity reported by Federal entities on the Statements of Transactions is compared to the payment activity of Federal entities as reported by disbursing officers.
2. Verification of collection data. Reported collections appearing on Statements of Transactions are compared to deposits as reported by Federal Reserve Banks.

## 5. Other Sources of Information About Federal Government Financial Activities

- *A Glossary of Terms Used in the Federal Budget Process, 2005* (Available from the U.S. Government Accountability Office, at <http://www.gao.gov/new.items/do5734sp.pdf>/September, or by calling 202-512-6000. This glossary provides a basic reference document of standardized definitions of terms used by the Federal Government in the budget making process.
- *Daily Treasury Statement* (Available on the internet at <http://www.fms.treas.gov/dts/>). The *Daily Treasury Statement* is published each working day of the Federal Government and provides data on the cash and debt operations of the Treasury.
- *Monthly Statement of the Public Debt of the United States* (Available on the internet at <http://www.treasurydirect.gov/govt/reports/pd/mspd/nspd.htm>). This publication provides detailed information concerning the public debt.
- *Treasury Bulletin* (Available from GPO, Washington, D.C. 20401 on a subscription or single copy and on the internet at <http://fms.treas.gov/bulletin/index.html>). Quarterly, contains a mix of narrative, tables, and charts on Treasury issues, Federal financial operations, international statistics, and special reports.
- *Budget of the United States Government, Fiscal Year 20\_\_* (Available from GPO, Washington, D.C. 20401 on a subscription basis only and on the internet at <http://www.access.gpo.gov/usbudget>). This publication is a single volume which provides budget information and contains:
  - *Appendix, The Budget of the United States Government, FY 20\_\_*
  - *The United States Budget in Brief, FY 20\_\_*
  - *Analytical Perspectives*
  - *Historical Tables*
- *Combined Statement of Receipts, Outlays, and Balances of the United States Government* (Available from Financial Management Services, U.S. Department of Treasury, Washington, D.C. 20227 and on the internet at <http://fms.treas.gov/annualreport/index.html>). This report includes budgetary results at the summary level and presents individual receipt and appropriation accounts at the detail level.

**Scheduled Release**

**The release date for the April 2013 Statement  
will be 2:00 p.m. EST May 10, 2013.**

Internet service subscribers can access the current issue of the Monthly Treasury Statement through the  
Financial Management Service's website:

<http://www.fms.treas.gov/mts/index.html>