

# Monthly Treasury Statement

## Receipts and Outlays of the United States Government

For Fiscal Year 2021 Through February 28, 2021, and Other Periods





## Highlight

February has been a deficit month 55 times out of 67 fiscal years as February is the first full month of the annual individual tax filing season and generally contains elevated individual tax refund levels, while also not containing a major corporate or individual tax due date.

Individual refunds were lower by \$45 billion (-70%) this February as the tax season opened on February 12 this year compared with January 27 last year.

## Contents

Summary.....	Page 5
Receipts.....	Page 10
Outlays.....	Page 11
Means of Financing.....	Page 25
Receipts/Outlays by Month.....	Page 35
Federal Trust Funds/ Securities.....	Page 37
Receipts by Source/Outlays by Function.....	Page 38
Explanatory Notes.....	Page 39

## Introduction

*The Monthly Treasury Statement of Receipts and Outlays of the United States Government (MTS)* is prepared by the Bureau of the Fiscal Service, Department of the Treasury and, after approval by the Fiscal Assistant Secretary of the Treasury, is normally released on the 8th workday of the month following the reporting month. The publication is based on data provided by Federal entities, disbursing officers, and Federal Reserve banks.

### AUDIENCE

The *MTS* is published to meet the needs of those responsible for or interested in the cash position of the Treasury, those who are responsible or interested in the Government's budget results; and individuals and businesses whose operations depend upon or are related to the Government's financial operations.

### DISCLOSURE STATEMENT

This statement summarizes the financial activities of the Federal Government and off-budget Federal entities conducted in accordance with the Budget of the U.S. Government, i.e., receipts and outlays of funds, the surplus or deficit, and the means of financing the deficit or disposing of the surplus. Information is presented on a modified cash basis; receipts are accounted for on the basis of collections; refunds of receipts are treated as deductions from gross receipts; revolving and management fund receipts, reimbursements and refunds of monies previously expended are treated as deductions from gross outlays; and interest on the public debt (public issues) is recognized on the accrual basis. Major information sources include accounting data reported by Federal entities, disbursing officers, and Federal Reserve banks.

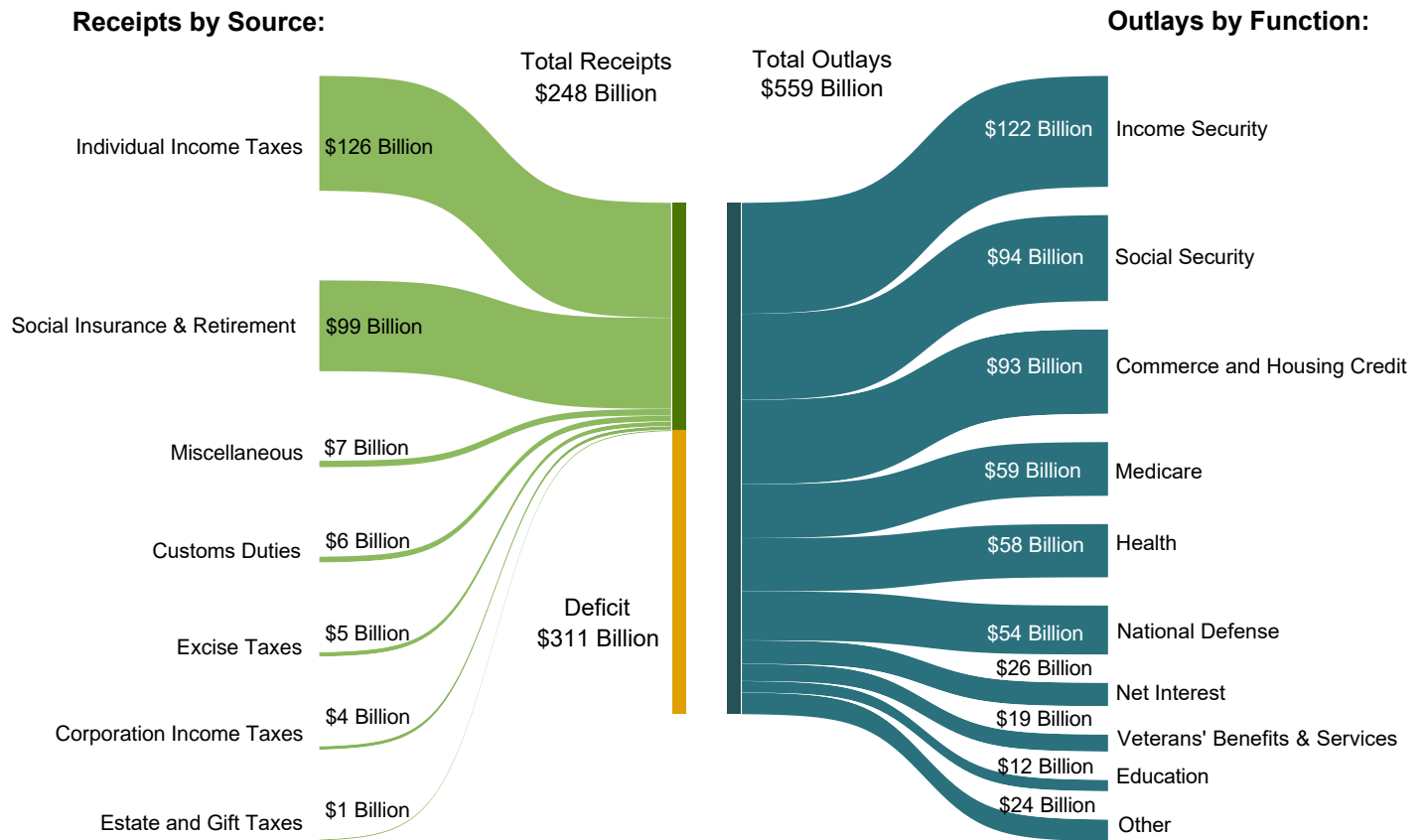
### TRIAD OF PUBLICATIONS

The *MTS* is part of a triad of Treasury financial reports. The *Daily Treasury Statement* is published each working day of the Federal Government. It provides data on the cash and debt operations of the Treasury based upon reporting of the Treasury account balances by Federal Reserve banks. The *MTS* is a report of Government receipts and outlays, based on agency reporting. The *Combined Statement of Receipts, Outlays, and Balances of the United States Government* is the official publication of the detailed receipts and outlays of the Government. It is published annually in accordance with legislative mandates given to the Secretary of the Treasury.

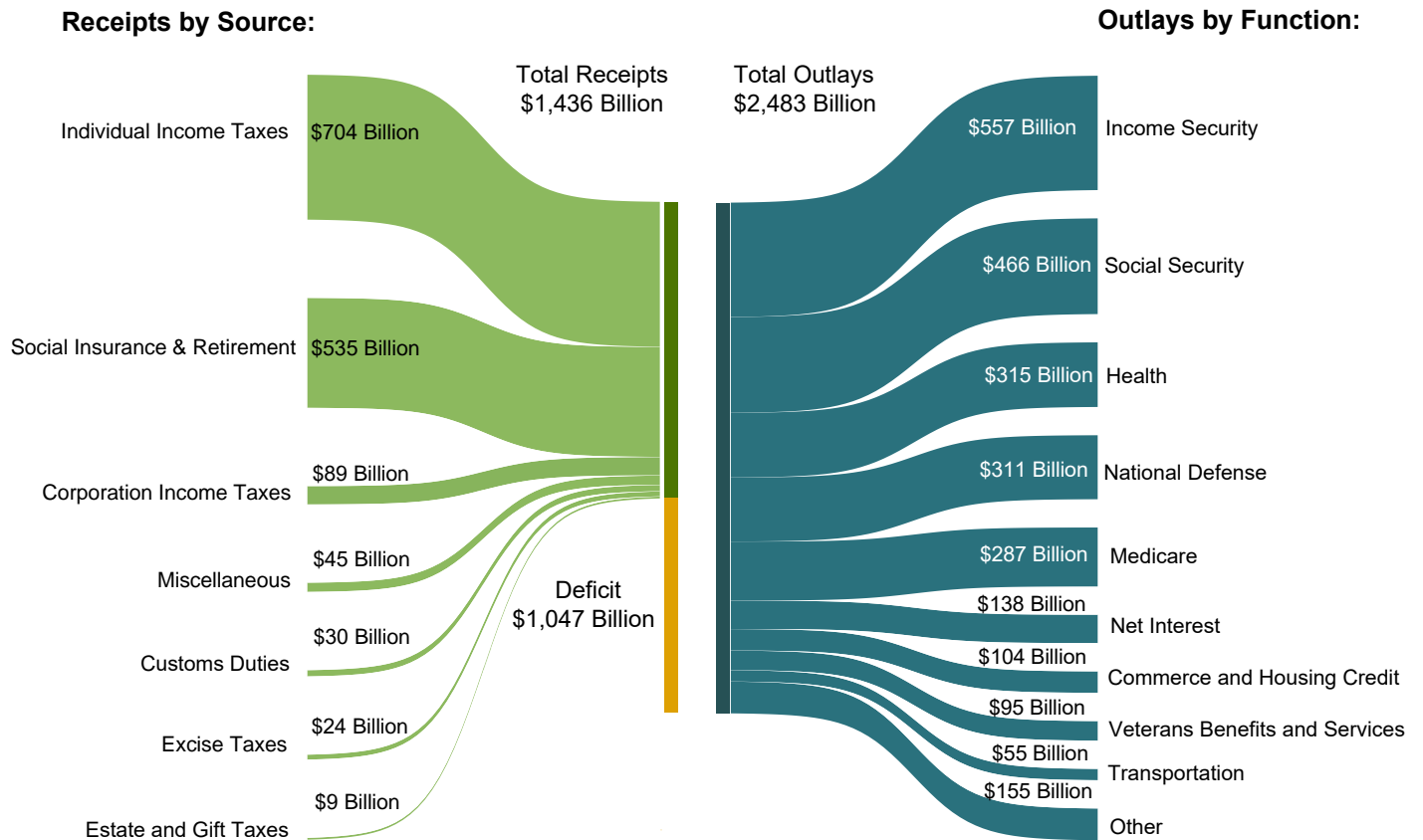
### DATA SOURCES AND INFORMATION

The Explanatory Notes section of this publication provides information concerning the flow of data into the *MTS* and sources of information relevant to the *MTS*.

**Figure 1. Receipts, Outlays, and Surplus/Deficit for February 2021**



**Figure 2. Cumulative Receipts, Outlays, and Surplus/Deficit through Fiscal Year 2021**



**Table 1. Summary of Receipts, Outlays, and the Deficit/Surplus of the U.S. Government, Fiscal Years 2020 and 2021, by Month**

Period	[\$ millions]		
	Receipts	Outlays	Deficit/Surplus (-)
<b>FY 2020</b>			
October	245,521	379,988	134,467
November	225,185	434,024	208,838
December	335,805	349,091	13,286
January	372,288	404,883	32,595
February	187,951	423,229	235,278
March	236,766	355,754	118,988
April	241,863	979,885	738,022
May	173,861	572,614	398,754
June	240,829	1,104,903	864,074
July	563,496	626,487	62,992
August	223,221	423,233	200,012
September	373,169	497,780	124,611
<b>Year-to-Date</b>	<b>3,419,955</b>	<b>6,551,872</b>	<b>3,131,917</b>
<b>FY 2021</b>			
October	237,698	521,769	284,071
November	219,553	364,819	145,266
December	346,119	489,682	143,562
January	384,651	547,483	162,832
February	248,314	559,236	310,922
<b>Year-to-Date</b>	<b>1,436,334</b>	<b>2,482,988</b>	<b>1,046,654</b>

Note: Details may not add to totals due to rounding.

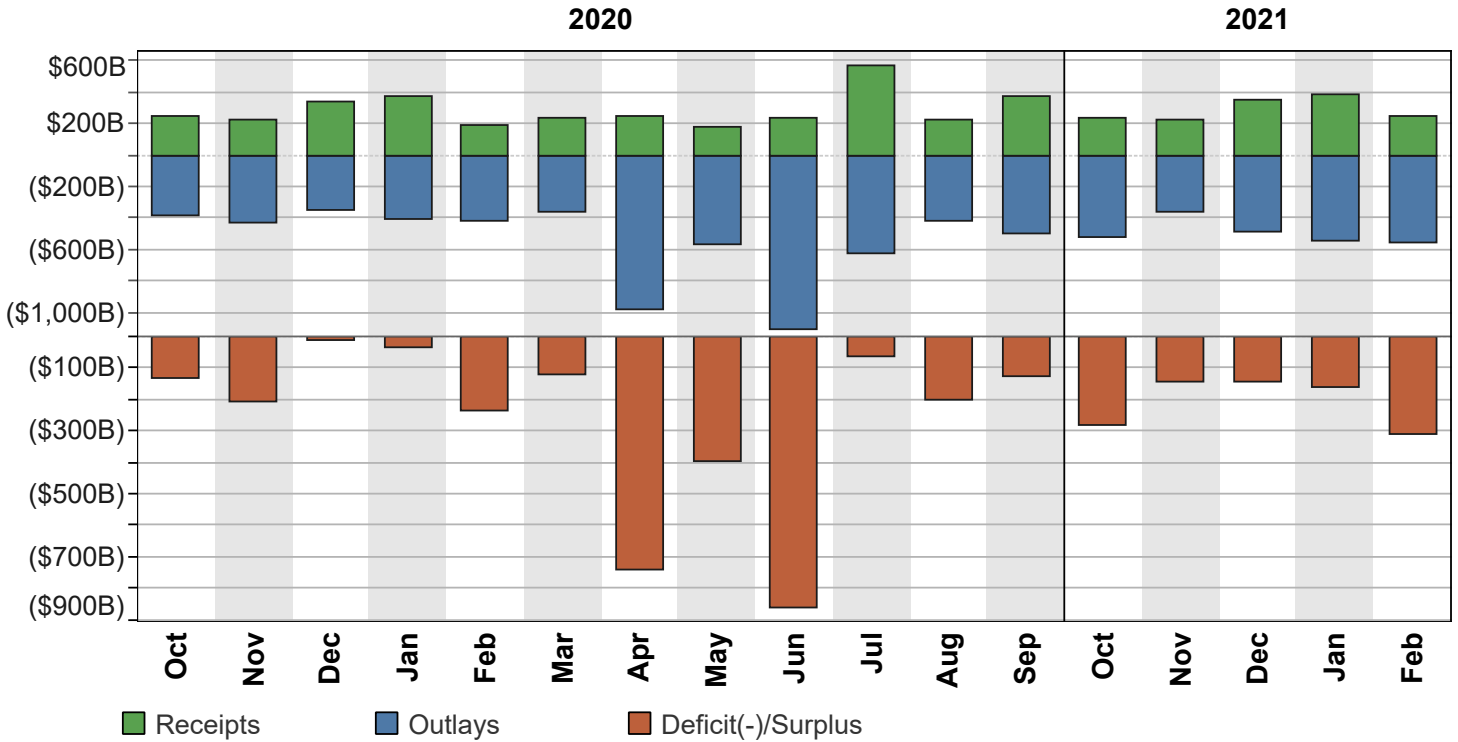
**Table 2. Summary of Budget and Off-Budget Results and Financing of the U.S. Government, February 2021 and Other Periods**

Classification	[\$ millions]				
	This Month	Current Fiscal Year to Date	Budget Estimates Full Fiscal Year <sup>1</sup>	Comparable Prior Period Year to Date (2020)	Budget Estimates Next Fiscal Year (2022) <sup>1</sup>
<b>Total On-Budget and Off-Budget Results:</b>					
Total Receipts	248,314	1,436,334	3,863,293	1,366,750	4,085,664
On-Budget Receipts	173,852	1,046,152	2,852,257	990,095	3,020,952
Off-Budget Receipts	74,462	390,182	1,011,036	376,655	1,064,712
Total Outlays	559,236	2,482,988	4,829,359	1,991,215	5,005,418
On-Budget Outlays	466,710	2,080,109	3,811,118	1,609,658	3,920,492
Off-Budget Outlays	92,526	402,879	1,018,241	381,557	1,084,926
Total Surplus (+) or Deficit (-)	-310,922	-1,046,654	-966,066	-624,465	-919,754
On-Budget Surplus (+) or Deficit (-)	-292,858	-1,033,957	-958,861	-619,563	-899,540
Off-Budget Surplus (+) or Deficit (-)	-18,064	-12,697	-7,205	-4,902	-20,214
Total On-Budget and Off-Budget Financing	310,922	1,046,654	966,066	624,465	919,754
<b>Means of Financing:</b>					
Borrowing from the Public	110,206	735,680	1,030,904	593,083	978,663
Reduction of Operating Cash, Increase (-)	196,886	367,214	.....	25,232	.....
By Other Means	3,829	-56,241	-64,838	6,150	-58,909

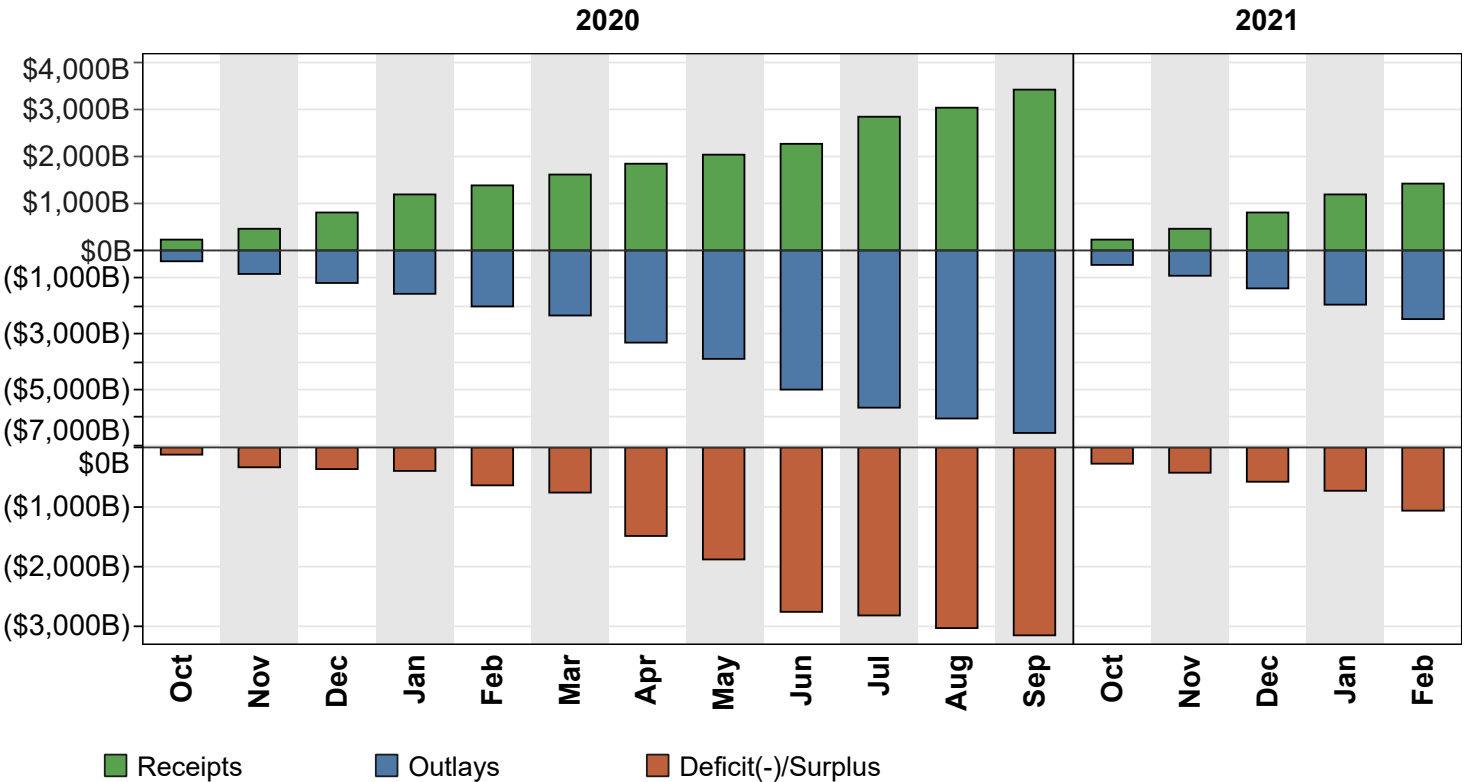
<sup>1</sup> These estimates are based on the FY 2021 Budget, released by the Office of Management and Budget on February 10, 2020.

Note: Details may not add to totals due to rounding.  
... No Transactions

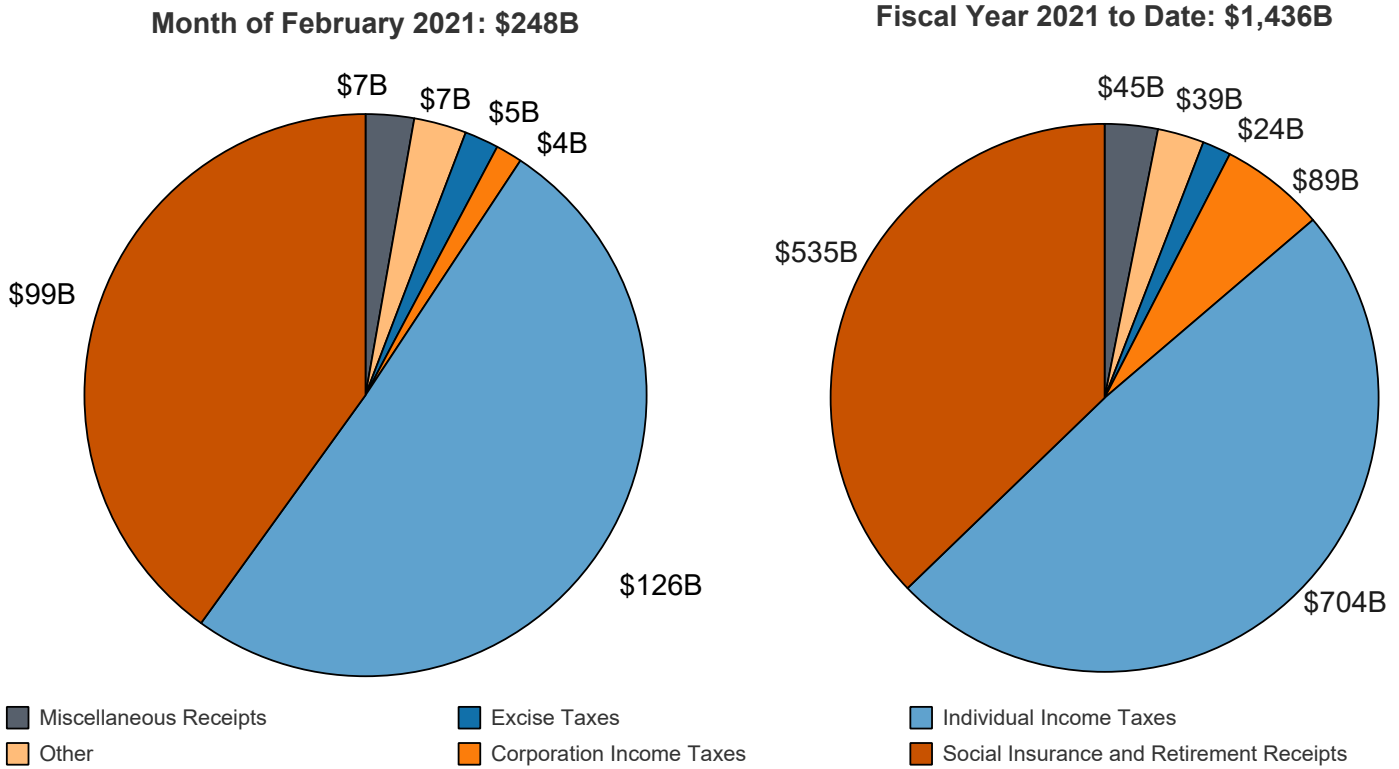
**Figure 3. Monthly Receipts, Outlays, and Budget Deficit/Surplus of the U.S. Government, Fiscal Years 2020 and 2021**



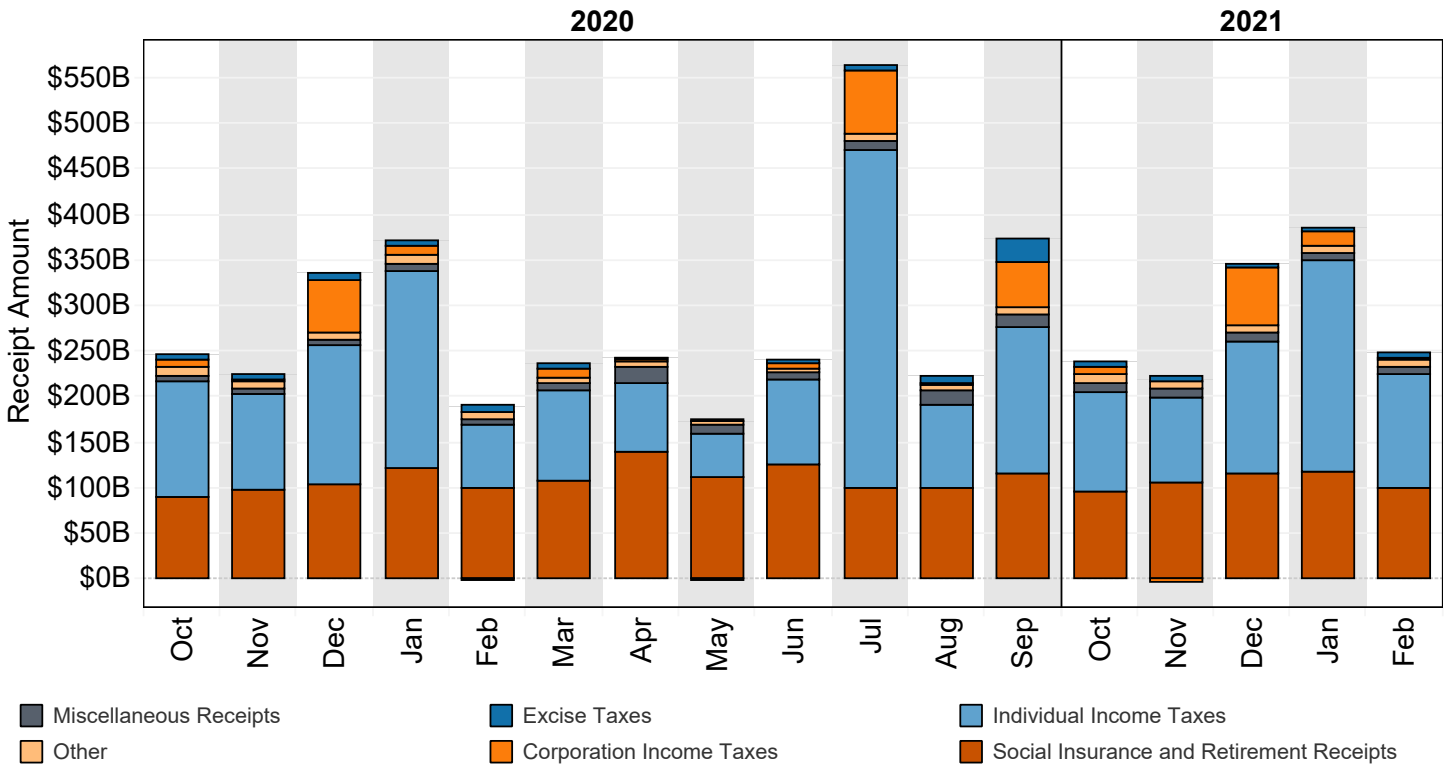
**Figure 4. Monthly Receipts, Outlays, and Budget Deficit/Surplus of the U.S. Government, Cumulative, Fiscal Years 2020 and 2021**



**Figure 5. Receipts of the U.S. Government, by Source, Fiscal Year 2021**

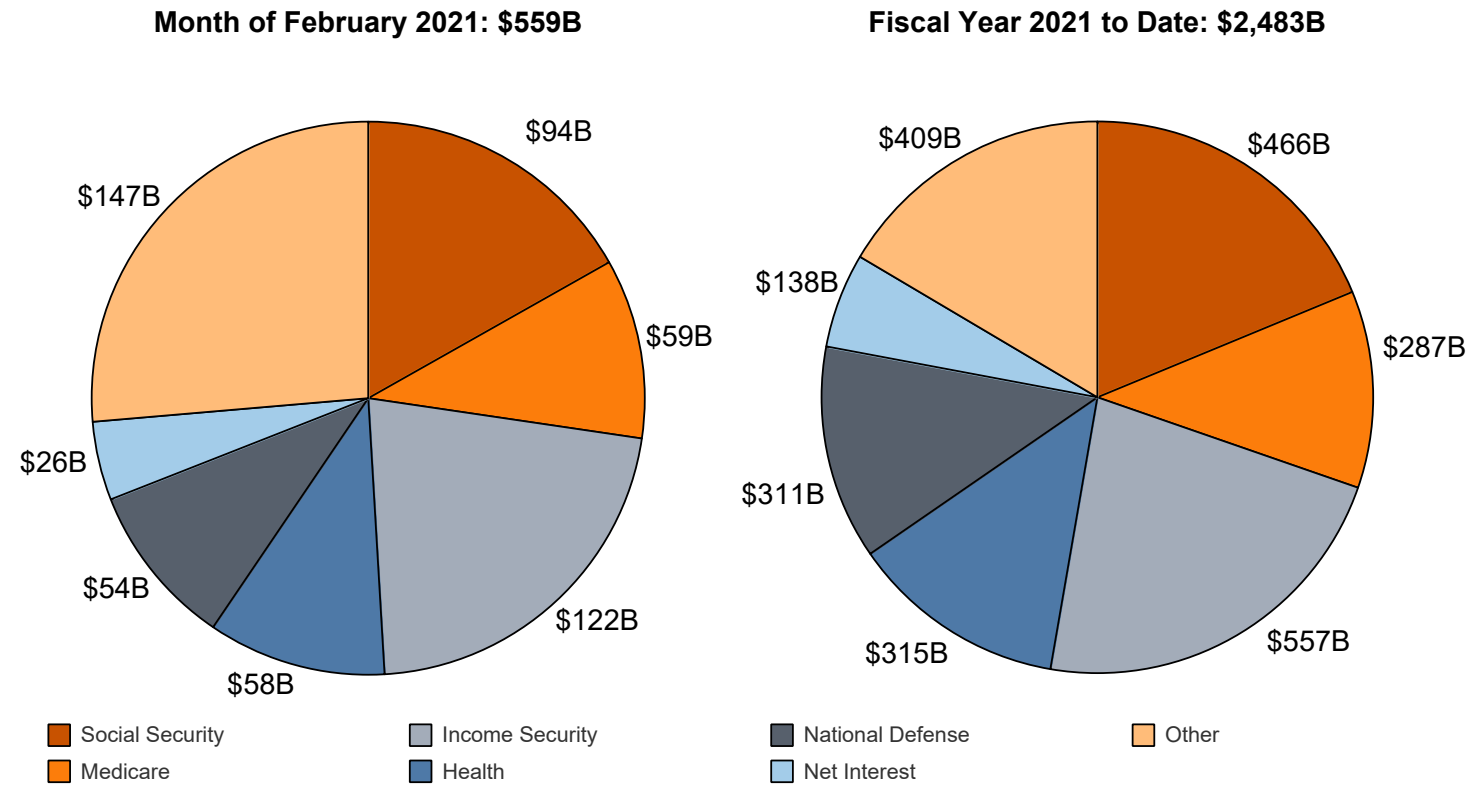


**Figure 6. Monthly Receipts of the U.S. Government, by Source, Fiscal Years 2020 and 2021**



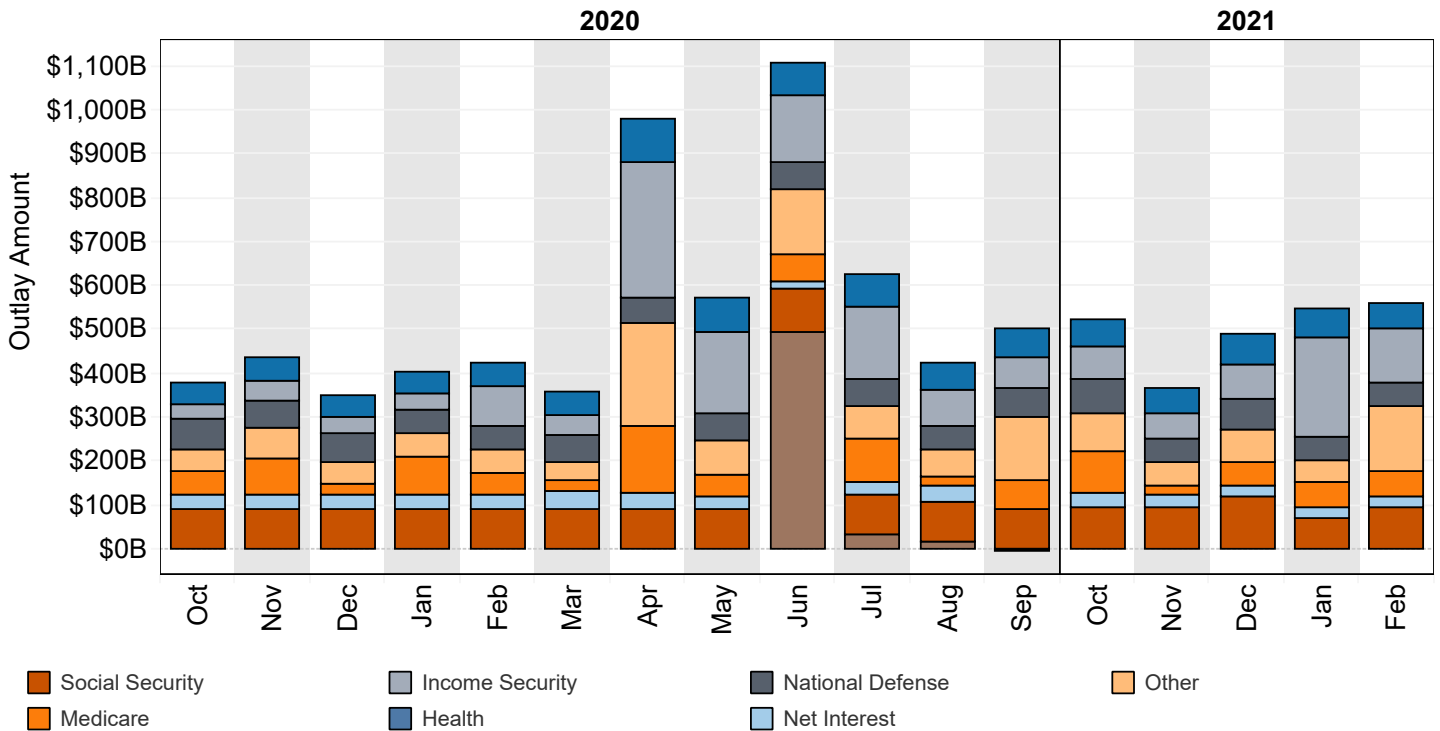
"Other" Includes: Customs Duties and Estate and Gift Taxes  
 \*Disclaimer: Other category is subject to change due to negative balances held.  
 Note: Details may not add to totals due to rounding

**Figure 7. Outlays of the U.S. Government, by Source, Fiscal Year 2021**



\*Disclaimer: Other category is subject to change due to negative balances held.

**Figure 8. Monthly Outlays of the U.S. Government, by Source, Fiscal Years 2020 and 2021**



"Other" Includes: Administration of Justice, Agriculture, Community and Regional Development, Education, Training, Employment, and Social Services, Energy, General Government, General Science, Space, and Technology, International Affairs, Natural Resources and Environment, Transportation, Undistributed Offsetting Receipts, Veterans' Benefits and Services.

Note: Details may not add to totals due to rounding



**Table 3. Summary of Receipts and Outlays of the U.S. Government, February 2021 and Other Periods**

[\$ millions]				
Classification	This Month	Current Fiscal Year to Date	Comparable Prior Period Year to Date	Budget Estimates Full Fiscal Year <sup>1</sup>
<b>Budget Receipts</b>				
Individual Income Taxes	125,827	704,399	671,144	1,931,678
Corporation Income Taxes	3,780	89,123	73,864	284,093
Social Insurance and Retirement Receipts:				
Employment and General Retirement (Off-Budget)	74,462	390,182	376,655	1,011,036
Employment and General Retirement (On-Budget)	20,861	126,800	120,912	313,944
Unemployment Insurance	3,681	15,220	10,899	43,033
Other Retirement	434	2,327	2,146	5,581
Excise Taxes	4,904	24,065	33,559	87,206
Estate and Gift Taxes	1,152	9,031	8,572	21,641
Customs Duties	6,323	30,362	34,351	53,811
Miscellaneous Receipts	6,891	44,825	34,648	111,270
<b>Total Receipts</b>	<b>248,314</b>	<b>1,436,334</b>	<b>1,366,750</b>	<b>3,863,293</b>
<b>(On-Budget)</b>	<b>173,852</b>	<b>1,046,152</b>	<b>990,095</b>	<b>2,852,257</b>
<b>(Off-Budget)</b>	<b>74,462</b>	<b>390,182</b>	<b>376,655</b>	<b>1,011,036</b>
<b>Budget Outlays</b>				
Legislative Branch	391	2,228	2,239	5,795
Judicial Branch	648	3,437	3,487	8,993
Department of Agriculture	14,259	101,013	77,421	129,215
Department of Commerce	940	7,102	6,618	12,245
Department of Defense—Military Programs	50,862	296,785	290,323	729,329
Department of Education	9,101	40,148	36,785	78,962
Department of Energy	2,512	13,999	13,152	35,484
Department of Health and Human Services	115,321	591,592	545,736	1,371,719
Department of Homeland Security	5,830	39,417	24,248	60,330
Department of Housing and Urban Development	4,336	19,368	19,110	52,394
Department of the Interior	1,009	5,959	5,729	16,153
Department of Justice	3,061	15,760	12,973	41,133
Department of Labor	44,990	160,936	13,373	38,267
Department of State	1,326	12,049	12,986	26,454
Department of Transportation	8,979	40,632	32,945	88,706
Department of the Treasury:				
Interest on Treasury Debt Securities (Gross)	32,282	191,993	228,982	575,782
Other	47,650	258,547	91,547	114,876
Department of Veterans Affairs	18,694	94,971	97,542	235,288
Corps of Engineers	610	3,753	3,573	5,590
Other Defense Civil Programs	4,688	29,037	32,052	65,316
Environmental Protection Agency	601	3,382	3,970	7,533
Executive Office of the President	35	179	164	430
General Services Administration	-286	-542	348	107,484
International Assistance Programs	5,919	9,880	7,002	34,717
National Aeronautics and Space Administration	1,606	9,175	8,660	23,846
National Science Foundation	559	2,738	2,936	8,003
Office of Personnel Management	8,119	43,889	44,666	0
Small Business Administration	90,968	97,135	453	871
Social Security Administration	98,942	490,259	476,257	1,214,807
Independent Agencies	2,687	9,581	11,702	26,451
Alyce Spotted Bear and Walter Soboleff Commission on Native Children	(**)	(**)	.....	.....
Allowances	.....	.....	.....	-7,136
Undistributed Offsetting Receipts:				
Interest	-5,196	-49,608	-63,508	-140,551
Other	-12,207	-61,808	-52,256	-139,127
<b>Total Outlays</b>	<b>559,236</b>	<b>2,482,988</b>	<b>1,991,215</b>	<b>4,829,359</b>
<b>(On-Budget)</b>	<b>466,710</b>	<b>2,080,109</b>	<b>1,609,658</b>	<b>3,811,118</b>
<b>(Off-Budget)</b>	<b>92,526</b>	<b>402,879</b>	<b>381,557</b>	<b>1,018,241</b>
<b>Surplus (+) or Deficit (-)</b>	<b>-310,922</b>	<b>-1,046,654</b>	<b>-624,465</b>	<b>-966,066</b>
<b>(On-Budget)</b>	<b>-292,858</b>	<b>-1,033,957</b>	<b>-619,563</b>	<b>-958,861</b>
<b>(Off-Budget)</b>	<b>-18,064</b>	<b>-12,697</b>	<b>-4,902</b>	<b>-7,205</b>

<sup>1</sup> These estimates are based on the FY 2021 Budget, released by the Office of Management and Budget on February 10, 2020.  
Note: Details may not add to totals due to rounding.

... No Transactions  
(\*\*) Less than absolute value of \$500,000

**Table 4. Receipts of the U.S. Government, February 2021 and Other Periods**

Classification	This Month			Current Fiscal Year to Date			Prior Fiscal Year to Date		
	Gross Receipts	Refunds (Deduct)	Receipts	Gross Receipts	Refunds (Deduct)	Receipts	Gross Receipts	Refunds (Deduct)	Receipts
<b>Individual Income Taxes</b>									
Withheld	133,303			558,346			599,763		
Presidential Election Campaign Fund	3			5			6		
Other	11,545			190,685			159,157		
<b>Total -- Individual Income Taxes</b>	<b>144,851</b>	<b>19,023</b>	<b>125,827</b>	<b>749,035</b>	<b>44,636</b>	<b>704,399</b>	<b>758,926</b>	<b>87,781</b>	<b>671,144</b>
<b>Corporation Income Taxes</b>									
	<b>6,589</b>	<b>2,810</b>	<b>3,780</b>	<b>111,782</b>	<b>22,658</b>	<b>89,123</b>	<b>93,758</b>	<b>19,894</b>	<b>73,864</b>
<b>Social Insurance and Retirement Receipts:</b>									
Employment and General Retirement:									
Federal Old-Age and Survivors Insurance Trust Fund:									
Federal Insurance Contributions Act Taxes	63,231	.....	63,231	324,131	3,310	320,821	312,090	.....	312,090
Self-Employment Contributions Act Taxes	422	.....	422	8,626	.....	8,626	8,426	.....	8,426
Adjustments Attributable to Prior Years-FICA	.....	.....	.....	4,004	.....	4,004	1,507	.....	1,507
Adjustments Attributable to Prior Years-SECA	.....	.....	.....	46	.....	46	-121	.....	-121
<b>Total -- Federal Old-Age and Survivors Insurance Trust Fund</b>	<b>63,653</b>	<b>.....</b>	<b>63,653</b>	<b>336,807</b>	<b>3,310</b>	<b>333,497</b>	<b>321,902</b>	<b>.....</b>	<b>321,902</b>
Federal Disability Insurance Trust Fund:									
Federal Insurance Contributions Act Taxes	10,737	.....	10,737	55,040	562	54,478	52,996	.....	52,996
Self-Employment Contributions Act Taxes	72	.....	72	1,465	.....	1,465	1,429	.....	1,429
Adjustments Attributable to Prior Years-FICA	.....	.....	.....	729	.....	729	371	.....	371
Adjustments Attributable to Prior Years-SECA	.....	.....	.....	13	.....	13	-42	.....	-42
<b>Total -- Federal Disability Insurance Trust Fund</b>	<b>10,809</b>	<b>.....</b>	<b>10,809</b>	<b>57,247</b>	<b>562</b>	<b>56,685</b>	<b>54,753</b>	<b>.....</b>	<b>54,753</b>
Federal Hospital Insurance Trust Fund:									
Federal Insurance Contributions Act Taxes	20,027	.....	20,027	119,547	.....	119,547	114,571	.....	114,571
Self-Employment Contributions Act Taxes	188	.....	188	3,859	.....	3,859	3,739	.....	3,739
Adjustments Attributable to Prior Years-FICA	.....	.....	.....	1,219	.....	1,219	266	.....	266
Adjustments Attributable to Prior Years-SECA	.....	.....	.....	100	.....	100	-18	.....	-18
<b>Total -- Federal Hospital Insurance Trust Fund</b>	<b>20,215</b>	<b>.....</b>	<b>20,215</b>	<b>124,725</b>	<b>.....</b>	<b>124,725</b>	<b>118,558</b>	<b>.....</b>	<b>118,558</b>
Railroad Retirement:									
Rail Pension and Supplemental Annuity	358	(**)	358	1,104	5	1,100	1,243	46	1,197
Social Security Equivalent Account	288	(**)	288	980	5	975	1,203	46	1,157
<b>Total -- Employment and General Retirement</b>	<b>95,323</b>	<b>(**)</b>	<b>95,323</b>	<b>520,863</b>	<b>3,881</b>	<b>516,982</b>	<b>497,659</b>	<b>92</b>	<b>497,567</b>
Unemployment Insurance:									
Deposits by States	2,906	.....	2,906	13,396	.....	13,396	8,912	.....	8,912
Federal Unemployment Taxes	779	5	774	1,843	36	1,806	1,958	32	1,926
Railroad Unemployment Taxes	1	.....	1	18	.....	18	61	.....	61
<b>Total -- Unemployment Insurance</b>	<b>3,686</b>	<b>5</b>	<b>3,681</b>	<b>15,256</b>	<b>36</b>	<b>15,220</b>	<b>10,931</b>	<b>32</b>	<b>10,899</b>
Other Retirement:									
Federal Employees' Retirement--Employee Share	432	.....	432	2,317	.....	2,317	2,133	.....	2,133
Non-Federal Employees Retirement	2	.....	2	11	.....	11	12	.....	12
<b>Total -- Other Retirement</b>	<b>434</b>	<b>.....</b>	<b>434</b>	<b>2,327</b>	<b>.....</b>	<b>2,327</b>	<b>2,146</b>	<b>.....</b>	<b>2,146</b>
<b>Total -- Social Insurance and Retirement Receipts</b>	<b>99,443</b>	<b>5</b>	<b>99,438</b>	<b>538,447</b>	<b>3,917</b>	<b>534,529</b>	<b>510,736</b>	<b>124</b>	<b>510,612</b>
<b>Excise Taxes:</b>									
Miscellaneous Excise Taxes	830	264	566	9,692	3,079	6,613	10,219	1,154	9,065
Airport and Airway Trust Fund	1,058	.....	1,058	2,234	6	2,228	7,725	7	7,718
Highway Trust Fund	3,285	31	3,254	15,254	134	15,120	16,832	133	16,699
Black Lung Disability Trust Fund	26	.....	26	104	.....	104	77	.....	77
<b>Total -- Excise Taxes</b>	<b>5,199</b>	<b>295</b>	<b>4,904</b>	<b>27,284</b>	<b>3,219</b>	<b>24,065</b>	<b>34,853</b>	<b>1,294</b>	<b>33,559</b>
<b>Estate and Gift Taxes</b>									
	<b>1,281</b>	<b>129</b>	<b>1,152</b>	<b>9,441</b>	<b>410</b>	<b>9,031</b>	<b>8,917</b>	<b>345</b>	<b>8,572</b>
<b>Customs Duties</b>									
	<b>6,797</b>	<b>474</b>	<b>6,323</b>	<b>33,582</b>	<b>3,219</b>	<b>30,362</b>	<b>36,397</b>	<b>2,047</b>	<b>34,351</b>
<b>Miscellaneous Receipts:</b>									
Deposit of Earnings, Federal Reserve System	4,847	.....	4,847	33,016	.....	33,016	24,940	.....	24,940
Universal Service Fund	812	.....	812	3,670	.....	3,670	3,861	.....	3,861
All Other	1,232	1	1,232	8,144	5	8,139	5,850	4	5,847
<b>Total -- Miscellaneous Receipts</b>	<b>6,891</b>	<b>1</b>	<b>6,891</b>	<b>44,829</b>	<b>5</b>	<b>44,825</b>	<b>34,651</b>	<b>4</b>	<b>34,648</b>
<b>Total -- Receipts</b>	<b>271,052</b>	<b>22,738</b>	<b>248,314</b>	<b>1,514,399</b>	<b>78,064</b>	<b>1,436,334</b>	<b>1,478,238</b>	<b>111,488</b>	<b>1,366,750</b>
<b>Total -- On-Budget</b>	<b>196,590</b>	<b>22,738</b>	<b>173,852</b>	<b>1,120,345</b>	<b>74,192</b>	<b>1,046,152</b>	<b>1,101,584</b>	<b>111,488</b>	<b>990,095</b>
<b>Total -- Off-Budget</b>	<b>74,462</b>	<b>.....</b>	<b>74,462</b>	<b>394,054</b>	<b>3,872</b>	<b>390,182</b>	<b>376,655</b>	<b>.....</b>	<b>376,655</b>

Note: Details may not add to totals due to rounding.

(\*\*) Less than absolute value of \$500,000

... No Transactions

**Table 5. Outlays of the U.S. Government, February 2021 and Other Periods**

[\$ millions]

Classification	This Month			Current Fiscal Year to Date			Prior Fiscal Year to Date		
	Gross Outlays	Applicable Receipts	Outlays	Gross Outlays	Applicable Receipts	Outlays	Gross Outlays	Applicable Receipts	Outlays
<b>Legislative Branch:</b>									
Senate	81	(**)	81	420	(**)	420	401	1	400
House of Representatives	119	(**)	119	641	1	640	637	1	636
Joint Items	3	.....	3	11	.....	11	7	.....	7
Capitol Police	44	.....	44	206	.....	206	195	.....	195
Congressional Budget Office	4	.....	4	23	.....	23	23	.....	23
Architect of the Capitol	53	(**)	53	325	(**)	325	312	2	310
Library of Congress	56	(**)	56	291	1	290	297	4	293
Government Printing Office	-7	.....	-7	32	.....	32	69	.....	69
Government Accountability Office	48	.....	48	263	.....	263	258	.....	258
United States Tax Court	4	.....	4	23	.....	23	22	.....	22
Other Legislative Branch Agencies	-8	.....	-8	25	.....	25	61	.....	61
Proprietary Receipts from the Public	.....	6	-6	.....	23	-23	.....	26	-26
Intrabudgetary Transactions	(**)	.....	(**)	-6	.....	-6	-6	.....	-6
<b>Total--Legislative Branch</b>	<b>398</b>	<b>7</b>	<b>391</b>	<b>2,254</b>	<b>26</b>	<b>2,228</b>	<b>2,274</b>	<b>35</b>	<b>2,239</b>
<b>Judicial Branch:</b>									
Supreme Court of the United States	9	.....	9	47	.....	47	43	.....	43
Courts of Appeals, District Courts, and Other Judicial Services	624	.....	624	3,758	.....	3,758	3,821	.....	3,821
Other	38	.....	38	428	.....	428	407	.....	407
Proprietary Receipts from the Public	.....	96	-96	.....	410	-410	.....	77	-77
Intrabudgetary Transactions	73	.....	73	-386	.....	-386	-707	.....	-707
<b>Total--Judicial Branch</b>	<b>744</b>	<b>96</b>	<b>648</b>	<b>3,847</b>	<b>410</b>	<b>3,437</b>	<b>3,564</b>	<b>77</b>	<b>3,487</b>
<b>Department of Agriculture:</b>									
Agricultural Research Service	112	.....	112	608	.....	608	581	.....	581
National Institute of Food and Agriculture:									
Research and Education Activities	50	.....	50	282	.....	282	277	.....	277
Extension Activities	27	.....	27	187	.....	187	197	.....	197
Other	7	.....	7	22	.....	22	44	.....	44
Animal and Plant Health Inspection Service	132	.....	132	584	.....	584	551	.....	551
Food Safety and Inspection Service	80	.....	80	437	.....	437	432	.....	432
Agricultural Marketing Service	151	.....	151	896	.....	896	619	.....	619
Risk Management Agency:									
Administrative and Operating Expenses	5	.....	5	25	.....	25	28	.....	28
Federal Crop Insurance Corporation Fund	626	-70	696	6,944	2,674	4,270	9,474	3,034	6,440
Farm Service Agency:									
Salaries and Expenses	109	.....	109	264	.....	264	263	.....	263
USDA Supplemental Assistance	(**)	.....	(**)	(**)	.....	(**)	(**)	.....	(**)
Agricultural Disaster Relief Fund	(**)	.....	(**)	(**)	.....	(**)	(**)	.....	(**)
Commodity Credit Corporation	334	636	-301	15,082	2,691	12,391	22,146	2,548	19,598
Tobacco Trust Fund	(**)	.....	(**)	(**)	.....	(**)	.....	.....	.....
Agricultural Credit Insurance Fund	(**)	2	-2	312	17	295	316	23	293
Other	6	.....	6	41	.....	41	63	.....	63
<b>Total--Farm Service Agency</b>	<b>451</b>	<b>638</b>	<b>-187</b>	<b>15,698</b>	<b>2,708</b>	<b>12,991</b>	<b>22,787</b>	<b>2,570</b>	<b>20,217</b>
Natural Resources Conservation Service:									
Conservation Operations	52	.....	52	322	.....	322	363	.....	363
Farm Security and Rural Investment Programs	197	.....	197	1,766	.....	1,766	1,884	.....	1,884
Other	27	.....	27	167	.....	167	97	.....	97
Rural Development	-249	.....	-249	-170	.....	-170	-176	.....	-176
Rural Housing Service:									
Rural Housing Insurance Fund	285	30	255	453	167	287	460	195	265
Rental Assistance Program	101	.....	101	588	.....	588	502	.....	502
Other	14	.....	14	74	.....	74	71	.....	71
Rural Utilities Service:									
Rural Electrification and Telecommunications Fund	30	2	28	175	29	145	825	54	772
Other	37	2	35	265	26	239	270	27	244
Foreign Agricultural Service	311	.....	311	935	.....	935	990	.....	990
Food and Nutrition Service:									
Supplemental Nutrition Assistance Program	9,105	.....	9,105	44,619	.....	44,619	25,901	.....	25,901
Child Nutrition Programs	1,930	.....	1,930	9,748	.....	9,748	11,398	.....	11,398
Special Supplemental Nutrition Program for Women, Infants, and Children (WIC)	413	.....	413	2,035	.....	2,035	2,236	.....	2,236
Other	84	.....	84	515	.....	515	259	.....	259
<b>Total--Food and Nutrition Service</b>	<b>11,532</b>	<b>.....</b>	<b>11,532</b>	<b>56,916</b>	<b>.....</b>	<b>56,916</b>	<b>39,795</b>	<b>.....</b>	<b>39,795</b>

**Table 5. Outlays of the U.S. Government, February 2021 and Other Periods - Continued**

[\$ millions]

Classification	This Month			Current Fiscal Year to Date			Prior Fiscal Year to Date		
	Gross Outlays	Applicable Receipts	Outlays	Gross Outlays	Applicable Receipts	Outlays	Gross Outlays	Applicable Receipts	Outlays
<b>Department of Agriculture: - Continued</b>									
Forest Service:									
National Forest System	143	.....	143	794	.....	794	772	.....	772
Capital Improvement and Maintenance	11	.....	11	116	.....	116	201	.....	201
Wildland Fire Management	145	.....	145	1,715	.....	1,715	807	.....	807
Forest Service Permanent Appropriations	11	.....	11	61	.....	61	72	.....	72
Other	102	.....	102	496	.....	496	306	.....	306
<b>Total--Forest Service</b>	<b>412</b>	<b>.....</b>	<b>412</b>	<b>3,182</b>	<b>.....</b>	<b>3,182</b>	<b>2,158</b>	<b>.....</b>	<b>2,158</b>
Other	512	4	507	16,749	20	16,730	1,390	18	1,372
Proprietary Receipts from the Public	(**)	93	-93	(**)	581	-581	(**)	496	-496
Intrabudgetary Transactions	57	.....	57	111	.....	111	196	.....	196
<b>Total--Department of Agriculture</b>	<b>14,958</b>	<b>699</b>	<b>14,259</b>	<b>107,218</b>	<b>6,204</b>	<b>101,013</b>	<b>83,815</b>	<b>6,394</b>	<b>77,421</b>
<b>Department of Commerce:</b>									
Economic Development Administration	66	.....	66	301	.....	301	134	.....	134
Bureau of the Census	170	.....	170	1,890	.....	1,890	1,934	.....	1,934
International Trade Administration	60	.....	60	211	.....	211	185	.....	185
National Oceanic and Atmospheric Administration	489	.....	489	2,345	2	2,343	2,352	1	2,352
National Institute of Standards and Technology	100	.....	100	480	.....	480	471	.....	471
National Telecommunications and Information Administration	6	(**)	6	1,451	(**)	1,451	1,324	(**)	1,324
Other	65	9	56	452	31	422	227	32	195
Proprietary Receipts from the Public	.....	9	-9	.....	-5	5	.....	-21	21
Intrabudgetary Transactions	1	.....	1	(**)	.....	(**)	3	.....	3
Offsetting Governmental Receipts	.....	(**)	(**)	.....	1	-1	.....	1	-1
<b>Total--Department of Commerce</b>	<b>957</b>	<b>17</b>	<b>940</b>	<b>7,130</b>	<b>28</b>	<b>7,102</b>	<b>6,629</b>	<b>12</b>	<b>6,618</b>
<b>Department of Defense--Military Programs:</b>									
Military Personnel:									
Department of the Army	5,376	.....	5,376	29,864	.....	29,864	28,210	.....	28,210
Department of the Navy	4,302	.....	4,302	23,895	.....	23,895	23,960	.....	23,960
Department of the Air Force	2,845	.....	2,845	17,918	.....	17,918	18,440	.....	18,440
Defense Agencies	.....	.....	.....	9,845	.....	9,845	8,505	.....	8,505
<b>Total--Military Personnel</b>	<b>12,522</b>	<b>.....</b>	<b>12,522</b>	<b>81,523</b>	<b>.....</b>	<b>81,523</b>	<b>79,115</b>	<b>.....</b>	<b>79,115</b>
Operation and Maintenance:									
Department of the Army	5,879	.....	5,879	29,978	.....	29,978	29,854	.....	29,854
Department of the Navy	5,279	.....	5,279	26,581	.....	26,581	26,370	.....	26,370
Department of the Air Force	5,446	.....	5,446	25,808	.....	25,808	24,557	.....	24,557
Defense Agencies	6,002	.....	6,002	31,376	.....	31,376	30,758	.....	30,758
<b>Total--Operation and Maintenance</b>	<b>22,606</b>	<b>.....</b>	<b>22,606</b>	<b>113,744</b>	<b>.....</b>	<b>113,744</b>	<b>111,539</b>	<b>.....</b>	<b>111,539</b>
International Reconstruction and Other Assistance:									
Department of the Army	.....	.....	.....	1	.....	1	2	.....	2
Procurement:									
Department of the Army	1,848	.....	1,848	10,479	.....	10,479	9,714	.....	9,714
Department of the Navy	3,794	.....	3,794	22,774	.....	22,774	21,166	.....	21,166
Department of the Air Force	3,221	.....	3,221	18,014	.....	18,014	21,439	.....	21,439
Defense Agencies	672	.....	672	4,175	.....	4,175	3,739	.....	3,739
<b>Total--Procurement</b>	<b>9,534</b>	<b>.....</b>	<b>9,534</b>	<b>55,442</b>	<b>.....</b>	<b>55,442</b>	<b>56,057</b>	<b>.....</b>	<b>56,057</b>
Research, Development, Test, and Evaluation:									
Department of the Army	-397	.....	-397	5,186	.....	5,186	5,136	.....	5,136
Department of the Navy	1,598	.....	1,598	7,539	.....	7,539	6,917	.....	6,917
Department of the Air Force	2,547	.....	2,547	17,513	.....	17,513	16,367	.....	16,367
Defense Agencies	2,215	.....	2,215	9,930	.....	9,930	9,012	.....	9,012
<b>Total--Research, Development, Test, and Evaluation</b>	<b>5,964</b>	<b>.....</b>	<b>5,964</b>	<b>40,168</b>	<b>.....</b>	<b>40,168</b>	<b>37,433</b>	<b>.....</b>	<b>37,433</b>
Military Construction:									
Department of the Army	55	.....	55	687	.....	687	887	.....	887
Department of the Navy	187	.....	187	989	.....	989	623	.....	623
Department of the Air Force	141	.....	141	834	.....	834	603	.....	603
Defense Agencies	296	.....	296	1,348	.....	1,348	1,131	.....	1,131
<b>Total--Military Construction</b>	<b>679</b>	<b>.....</b>	<b>679</b>	<b>3,859</b>	<b>.....</b>	<b>3,859</b>	<b>3,245</b>	<b>.....</b>	<b>3,245</b>
Family Housing:									
Department of the Army	32	.....	32	205	.....	205	166	.....	166
Department of the Navy	38	.....	38	132	.....	132	102	.....	102
Department of the Air Force	21	.....	21	132	.....	132	136	.....	136
Defense Agencies	3	.....	3	25	.....	25	19	(**)	19
Revolving and Management Funds:									

**Table 5. Outlays of the U.S. Government, February 2021 and Other Periods - Continued**

[\$ millions]

Classification	This Month			Current Fiscal Year to Date			Prior Fiscal Year to Date		
	Gross Outlays	Applicable Receipts	Outlays	Gross Outlays	Applicable Receipts	Outlays	Gross Outlays	Applicable Receipts	Outlays
<b>Department of Defense--Military Programs: - Continued</b>									
Department of the Navy	-1	.....	-1	17	.....	17	54	.....	54
Defense Agencies:									
Working Capital Fund	-450	.....	-450	2,060	.....	2,060	2,776	.....	2,776
Other	24	.....	24	24	.....	24	108	.....	108
Allowances	.....	.....	.....	(**)	.....	(**)	-6	.....	-6
Trust Funds:									
Department of the Army	1	.....	1	4	.....	4	6	.....	6
Department of the Navy	2	.....	2	9	.....	9	11	.....	11
Department of the Air Force	(**)	.....	(**)	1	.....	1	2	.....	2
Defense Agencies	20	.....	20	132	.....	132	131	.....	131
Proprietary Receipts from the Public:									
Department of the Army	.....	26	-26	.....	31	-31	.....	-122	122
Department of the Navy	.....	12	-12	.....	125	-125	.....	20	-20
Department of the Air Force	.....	9	-9	.....	9	-9	.....	11	-11
Defense Agencies	.....	72	-72	.....	486	-486	.....	147	-147
Intrabudgetary Transactions:									
Department of the Army	-5	.....	-5	-1	.....	-1	-11	.....	-11
Department of the Navy	-5	.....	-5	-16	.....	-16	-12	.....	-12
Department of the Air Force	4	.....	4	-9	.....	-9	88	.....	88
Defense Agencies	-10	.....	-10	-16	.....	-16	-77	.....	-77
Offsetting Governmental Receipts:									
Department of the Army	.....	.....	.....	.....	(**)	(**)	.....	4	-4
Defense Agencies	.....	.....	.....	.....	.....	.....	.....	500	-500
<b>Total--Department of Defense--Military Programs</b>	<b>50,981</b>	<b>119</b>	<b>50,862</b>	<b>297,436</b>	<b>650</b>	<b>296,785</b>	<b>290,883</b>	<b>560</b>	<b>290,323</b>
<b>Department of Education:</b>									
Office of Elementary and Secondary Education:									
Accelerating Achievement and Ensuring Equity	1,187	.....	1,187	6,103	.....	6,103	6,793	.....	6,793
Impact Aid	124	.....	124	1,135	.....	1,135	1,072	.....	1,072
Education Improvement Programs	359	.....	359	1,757	.....	1,757	2,125	.....	2,125
Other	1,894	.....	1,894	7,418	.....	7,418	137	.....	137
Total--Office of Elementary and Secondary Education	3,564	.....	3,564	16,413	.....	16,413	10,126	.....	10,126
Office of Innovation and Improvement	16	.....	16	288	.....	288	364	.....	364
Office of English Language Acquisition	42	.....	42	267	.....	267	329	.....	329
Office of Special Education and Rehabilitative Services:									
Special Education	1,091	.....	1,091	5,057	.....	5,057	5,518	.....	5,518
Rehabilitation Services and Disability Research	216	.....	216	1,217	.....	1,217	1,453	.....	1,453
Special Institutions for Persons with Disabilities	35	.....	35	107	.....	107	112	.....	112
Office of Vocational and Adult Education	140	.....	140	703	.....	703	704	.....	704
Office of Postsecondary Education:									
Higher Education	178	.....	178	932	.....	932	1,000	.....	1,000
Other	20	.....	20	146	2	144	120	1	119
Total--Office of Postsecondary Education	198	.....	198	1,078	2	1,076	1,120	1	1,119
Office of Federal Student Aid:									
Student Financial Assistance	4,066	.....	4,066	13,211	.....	13,211	14,589	.....	14,589
Student Aid Administration	133	.....	133	726	.....	726	637	.....	637
Federal Direct Student Loans	.....	.....	.....	2,728	.....	2,728	5,245	.....	5,245
Federal Family Education Loans	-6	.....	-6	-40	.....	-40	-105	.....	-105
Other	(**)	(**)	(**)	35	1	35	16	3	13
Total--Office of Federal Student Aid	4,193	(**)	4,193	16,660	1	16,659	20,382	3	20,380
Institute of Education Sciences	43	.....	43	207	.....	207	235	.....	235
Departmental Management	48	.....	48	256	.....	256	237	.....	237
Other	9	.....	9	181	.....	181	123	.....	123
Proprietary Receipts from the Public	.....	498	-498	.....	2,298	-2,298	.....	3,913	-3,913
Intrabudgetary Transactions	2	.....	2	15	.....	15	(**)	.....	(**)
<b>Total--Department of Education</b>	<b>9,599</b>	<b>498</b>	<b>9,101</b>	<b>42,448</b>	<b>2,301</b>	<b>40,148</b>	<b>40,703</b>	<b>3,917</b>	<b>36,785</b>
<b>Department of Energy:</b>									
National Nuclear Security Administration:									
Naval Reactors	111	.....	111	559	.....	559	550	.....	550
Weapons Activities	888	.....	888	4,916	.....	4,916	4,637	.....	4,637
Defense Nuclear Nonproliferation	142	.....	142	718	.....	718	870	.....	870
Other	38	.....	38	178	.....	178	180	.....	180
Environmental and Other Defense Activities:									

**Table 5. Outlays of the U.S. Government, February 2021 and Other Periods - Continued**

[\$ millions]

Classification	This Month			Current Fiscal Year to Date			Prior Fiscal Year to Date		
	Gross Outlays	Applicable Receipts	Outlays	Gross Outlays	Applicable Receipts	Outlays	Gross Outlays	Applicable Receipts	Outlays
<b>Department of Energy: - Continued</b>									
Defense Environmental Cleanup	379	.....	379	2,452	.....	2,452	2,452	.....	2,452
Other Defense Activities	108	.....	108	391	.....	391	398	.....	398
Defense Nuclear Waste Disposal	(**)	.....	(**)	(**)	.....	(**)	1	.....	1
<b>Energy Programs:</b>									
Science	472	.....	472	2,799	.....	2,799	2,633	.....	2,633
Energy Supply	140	.....	140	785	.....	785	779	.....	779
Energy Efficiency and Renewable Energy	174	.....	174	859	.....	859	838	.....	838
Fossil Energy Research and Development	54	.....	54	273	.....	273	273	.....	273
Uranium Enrichment Decontamination and Decommissioning Fund	89	.....	89	314	.....	314	330	.....	330
Advanced Technology Vehicles Manufacturing Loan Program	1	.....	1	2	.....	2	1	.....	1
Title 17 Innovative Technology Loan Guarantee Program	1	.....	1	10	.....	10	9	.....	9
Other	137	10	127	587	49	538	511	39	472
<b>Total--Energy Programs</b>	<b>1,068</b>	<b>10</b>	<b>1,058</b>	<b>5,628</b>	<b>49</b>	<b>5,579</b>	<b>5,375</b>	<b>39</b>	<b>5,336</b>
Power Marketing Administration	355	363	-7	1,637	1,611	25	1,835	1,630	204
Departmental Administration	8	.....	8	160	.....	160	119	.....	119
Proprietary Receipts from the Public	.....	63	-63	.....	345	-345	.....	951	-951
Intrabudgetary Transactions	-149	.....	-149	-635	.....	-635	-646	.....	-646
<b>Total--Department of Energy</b>	<b>2,947</b>	<b>436</b>	<b>2,512</b>	<b>16,005</b>	<b>2,006</b>	<b>13,999</b>	<b>15,772</b>	<b>2,620</b>	<b>13,152</b>
<b>Department of Health and Human Services:</b>									
Food and Drug Administration	471	(**)	470	1,462	3	1,459	1,200	4	1,195
Health Resources and Services Administration	1,083	.....	1,083	5,764	.....	5,764	4,820	.....	4,820
Indian Health Service	453	.....	453	3,839	.....	3,839	3,890	.....	3,890
Centers for Disease Control and Prevention	777	.....	777	3,871	.....	3,871	3,239	.....	3,239
National Institutes of Health	3,140	.....	3,140	15,737	.....	15,737	15,283	.....	15,283
Substance Abuse and Mental Health Services Administration	429	.....	429	2,338	.....	2,338	2,146	.....	2,146
Agency for Healthcare Research and Quality	36	.....	36	143	.....	143	140	.....	140
<b>Centers for Medicare and Medicaid Services:</b>									
Grants to States for Medicaid	39,758	.....	39,758	204,523	.....	204,523	172,946	.....	172,946
Payments to Health Care Trust Funds	54,814	.....	54,814	189,284	.....	189,284	152,944	.....	152,944
Children's Health Insurance Fund	1,127	.....	1,127	6,309	.....	6,309	6,630	.....	6,630
State Grants and Demonstrations	24	.....	24	99	.....	99	138	.....	138
<b>Federal Hospital Insurance Trust Fund:</b>									
Benefit Payments	29,218	.....	29,218	143,862	.....	143,862	146,307	.....	146,307
Administrative Expenses	460	.....	460	1,504	.....	1,504	1,517	.....	1,517
<b>Total--Federal Hospital Insurance Trust Fund</b>	<b>29,678</b>	<b>.....</b>	<b>29,678</b>	<b>145,366</b>	<b>.....</b>	<b>145,366</b>	<b>147,824</b>	<b>.....</b>	<b>147,824</b>
Health Care Fraud and Abuse Control	159	.....	159	730	.....	730	750	.....	750
<b>Federal Supplementary Medical Insurance Trust Fund:</b>									
Benefit Payments	31,688	.....	31,688	160,267	.....	160,267	166,572	.....	166,572
Administrative Expenses	369	.....	369	1,574	.....	1,574	1,890	.....	1,890
<b>Medicare Prescription Drugs:</b>									
Benefit Payments	8,306	.....	8,306	42,569	.....	42,569	42,260	.....	42,260
<b>Total--Federal Supplementary Medical Insurance Trust Fund</b>	<b>40,364</b>	<b>.....</b>	<b>40,364</b>	<b>204,410</b>	<b>.....</b>	<b>204,410</b>	<b>210,721</b>	<b>.....</b>	<b>210,721</b>
Other	-415	.....	-415	3,782	.....	3,782	3,680	.....	3,680
<b>Total--Centers for Medicare and Medicaid Services</b>	<b>165,507</b>	<b>.....</b>	<b>165,507</b>	<b>754,504</b>	<b>.....</b>	<b>754,504</b>	<b>695,633</b>	<b>.....</b>	<b>695,633</b>
<b>Administration for Children and Families:</b>									
Temporary Assistance for Needy Families	1,179	.....	1,179	6,272	.....	6,272	7,164	.....	7,164
Contingency Fund	11	.....	11	47	.....	47	136	.....	136
Payments to States for Child Support Enforcement and Family Support Programs	283	.....	283	1,212	.....	1,212	1,529	.....	1,529
Low Income Home Energy Assistance	392	.....	392	1,890	.....	1,890	1,935	.....	1,935
Refugee and Entrant Assistance	154	.....	154	789	.....	789	893	.....	893
Child Care Entitlement to States	288	.....	288	1,232	.....	1,232	1,152	.....	1,152
Payments to States for the Child Care and Development Block Grant	675	.....	675	2,916	.....	2,916	2,173	.....	2,173
Social Services Block Grant	45	.....	45	501	.....	501	546	.....	546
Children and Families Services Programs	962	.....	962	5,320	.....	5,320	5,229	.....	5,229
Payments to States for Foster Care and Adoption Assistance	662	.....	662	3,793	.....	3,793	3,519	.....	3,519
Other	39	.....	39	193	.....	193	240	.....	240
<b>Total--Administration for Children and Families</b>	<b>4,690</b>	<b>.....</b>	<b>4,690</b>	<b>24,165</b>	<b>.....</b>	<b>24,165</b>	<b>24,513</b>	<b>.....</b>	<b>24,513</b>

**Table 5. Outlays of the U.S. Government, February 2021 and Other Periods - Continued**

[\$ millions]

Classification	This Month			Current Fiscal Year to Date			Prior Fiscal Year to Date		
	Gross Outlays	Applicable Receipts	Outlays	Gross Outlays	Applicable Receipts	Outlays	Gross Outlays	Applicable Receipts	Outlays
<b>Department of Health and Human Services: - Continued</b>									
Administration for Community Living	270	.....	270	1,139	.....	1,139	898	.....	898
Departmental Management	4,763	.....	4,763	31,791	.....	31,791	1,614	.....	1,614
Other	32	.....	32	464	.....	464	542	.....	542
Proprietary Receipts from the Public	.....	11,448	-11,448	.....	63,894	-63,894	.....	54,801	-54,801
Intrabudgetary Transactions:									
Payments for Health Insurance for the Aged:									
Federal Supplementary Medical Insurance Trust Fund	-54,780	.....	-54,780	-185,518	.....	-185,518	-146,925	.....	-146,925
Payments for Tax and Other Credits:									
Federal Hospital Insurance Trust Fund	-35	.....	-35	-3,779	.....	-3,779	-6,027	.....	-6,027
Other	-68	.....	-68	-430	.....	-430	-424	.....	-424
<b>Total--Department of Health and Human Services</b>	<b>126,769</b>	<b>11,449</b>	<b>115,321</b>	<b>655,489</b>	<b>63,897</b>	<b>591,592</b>	<b>600,541</b>	<b>54,805</b>	<b>545,736</b>
<b>Department of Homeland Security:</b>									
Departmental Management and Operations	159	.....	159	811	.....	811	683	.....	683
Citizenship and Immigration Services	321	.....	321	1,781	.....	1,781	1,789	.....	1,789
United States Secret Service	241	.....	241	1,083	.....	1,083	1,049	.....	1,049
Transportation Security Administration	531	.....	531	2,686	.....	2,686	2,955	.....	2,955
Immigration and Customs Enforcement	630	.....	630	3,424	.....	3,424	3,390	.....	3,390
U.S. Customs and Border Protection	1,547	1	1,546	7,308	5	7,303	6,932	12	6,920
United States Coast Guard	1,076	.....	1,076	5,066	.....	5,066	5,007	.....	5,007
National Protection and Programs Directorate	165	.....	165	759	.....	759	766	.....	766
Federal Emergency Management Agency:									
State and Local Programs	(**)	.....	(**)	4	.....	4	146	.....	146
Firefighter Assistance Grants	6	.....	6	26	.....	26	67	.....	67
Disaster Relief	1,740	.....	1,740	18,832	.....	18,832	5,485	.....	5,485
National Flood Insurance Fund	66	148	-82	636	530	106	924	556	368
Other	97	.....	97	538	.....	538	523	.....	523
<b>Total--Federal Emergency Management Agency</b>	<b>1,909</b>	<b>148</b>	<b>1,761</b>	<b>20,036</b>	<b>530</b>	<b>19,506</b>	<b>7,145</b>	<b>556</b>	<b>6,589</b>
Science and Technology	63	.....	63	302	.....	302	317	.....	317
Domestic Nuclear Detection Office	39	.....	39	151	.....	151	116	.....	116
Other	49	.....	49	227	.....	227	214	.....	214
Proprietary Receipts from the Public	.....	102	-102	.....	594	-594	.....	405	-405
Intrabudgetary Transactions	23	.....	23	422	.....	422	136	.....	136
Offsetting Governmental Receipts	.....	672	-672	.....	3,509	-3,509	.....	5,277	-5,277
<b>Total--Department of Homeland Security</b>	<b>6,753</b>	<b>923</b>	<b>5,830</b>	<b>44,055</b>	<b>4,638</b>	<b>39,417</b>	<b>30,499</b>	<b>6,251</b>	<b>24,248</b>
<b>Department of Housing and Urban Development:</b>									
Public and Indian Housing Programs:									
Tenant Based Rental Assistance	2,069	.....	2,069	10,379	.....	10,379	9,463	.....	9,463
Housing Certificate Fund	1	.....	1	15	.....	15	84	.....	84
Public Housing Capital Fund	141	.....	141	950	.....	950	996	.....	996
Public Housing Operating Fund	364	.....	364	2,183	.....	2,183	2,036	.....	2,036
Revitalization of Severely Distressed Public Housing (Hope VI)	(**)	.....	(**)	(**)	.....	(**)	2	.....	2
Native American Housing Block Grant	45	.....	45	255	.....	255	204	.....	204
Other	10	.....	10	59	.....	59	74	.....	74
<b>Total--Public and Indian Housing Programs</b>	<b>2,630</b>	<b>.....</b>	<b>2,630</b>	<b>13,843</b>	<b>.....</b>	<b>13,843</b>	<b>12,858</b>	<b>.....</b>	<b>12,858</b>
Community Planning and Development:									
Housing Opportunities for Persons with AIDS	28	.....	28	141	.....	141	119	.....	119
Community Development Fund	473	.....	473	2,359	.....	2,359	2,085	.....	2,085
Home Investment Partnership Program	72	.....	72	349	.....	349	353	.....	353
Neighborhood Stabilization Program	1	.....	1	6	.....	6	9	.....	9
Homeless Assistance Grants	249	.....	249	1,088	.....	1,088	933	.....	933
Other	18	.....	18	101	.....	101	104	.....	104
<b>Total--Community Planning and Development</b>	<b>841</b>	<b>.....</b>	<b>841</b>	<b>4,045</b>	<b>.....</b>	<b>4,045</b>	<b>3,603</b>	<b>.....</b>	<b>3,603</b>
Housing Programs:									
Credit Accounts:									
FHA-Mutual Mortgage Insurance Fund, Program Account	9	.....	9	49	.....	49	44	.....	44
FHA-Mutual Mortgage Insurance Capital Reserve Account	-135	.....	-135	-4,634	.....	-4,634	-3,070	.....	-3,070
FHA-Mutual Mortgage and Cooperative Housing Insurance Fund, Liquidating Account	(**)	-1	(**)	1	-2	3	6	5	1
FHA-General and Special Risk Fund, Liquidating Account	6	12	-6	29	88	-59	48	70	-22
Housing for the Elderly or Handicapped Fund, Liquidating Account	(**)	10	-10	1	66	-65	-51	25	-76

**Table 5. Outlays of the U.S. Government, February 2021 and Other Periods - Continued**

[\$ millions]

Classification	This Month			Current Fiscal Year to Date			Prior Fiscal Year to Date		
	Gross Outlays	Applicable Receipts	Outlays	Gross Outlays	Applicable Receipts	Outlays	Gross Outlays	Applicable Receipts	Outlays
<b>Department of Housing and Urban Development: - Continued</b>									
HUD Project-Based Rental Assistance	1,130	.....	1,130	5,569	.....	5,569	5,207	.....	5,207
Housing for the Elderly	64	.....	64	323	.....	323	309	.....	309
Housing for Persons with Disabilities	19	.....	19	85	.....	85	80	.....	80
Other Assisted Housing Programs	6	.....	6	29	.....	29	30	.....	30
Other	5	1	4	20	4	16	21	19	3
<b>Total--Housing Programs</b>	<b>1,104</b>	<b>23</b>	<b>1,081</b>	<b>1,471</b>	<b>156</b>	<b>1,315</b>	<b>2,625</b>	<b>118</b>	<b>2,507</b>
Government National Mortgage Association:									
Guarantees of Mortgage-Backed Securities	-3	(**)	-3	-7	(**)	-8	-90	1	-90
Management and Administration	174	.....	174	844	.....	844	758	.....	758
Other	14	.....	14	77	.....	77	72	.....	72
Proprietary Receipts from the Public:									
FHA-General and Special Risk Fund	.....	80	-80	.....	419	-419	.....	260	-260
Other	.....	320	-320	.....	322	-322	.....	329	-329
Intrabudgetary Transactions	(**)	.....	(**)	(**)	.....	(**)	-2	.....	-2
Offsetting Governmental Receipts	.....	1	-1	.....	7	-7	.....	6	-6
<b>Total--Department of Housing and Urban Development</b>	<b>4,760</b>	<b>424</b>	<b>4,336</b>	<b>20,272</b>	<b>904</b>	<b>19,368</b>	<b>19,825</b>	<b>715</b>	<b>19,110</b>
<b>Department of the Interior:</b>									
Land and Minerals Management:									
Bureau of Land Management:									
Management of Lands and Resources	87	.....	87	463	.....	463	460	.....	460
Other	26	5	22	151	25	126	179	23	155
Bureau of Ocean Energy Management	11	.....	11	57	.....	57	51	.....	51
Office of Surface Mining Reclamation and Enforcement	31	.....	31	603	.....	603	460	.....	460
<b>Total--Land and Minerals Management</b>	<b>155</b>	<b>5</b>	<b>151</b>	<b>1,274</b>	<b>25</b>	<b>1,249</b>	<b>1,150</b>	<b>23</b>	<b>1,127</b>
Water and Science:									
Bureau of Reclamation:									
Water and Related Resources	88	.....	88	391	.....	391	469	.....	469
Other	41	28	12	303	216	87	290	103	187
Central Utah Project	12	.....	12	18	.....	18	6	.....	6
United States Geological Survey	83	.....	83	517	.....	517	504	.....	504
<b>Total--Water and Science</b>	<b>224</b>	<b>28</b>	<b>196</b>	<b>1,230</b>	<b>216</b>	<b>1,014</b>	<b>1,269</b>	<b>103</b>	<b>1,166</b>
Fish and Wildlife and Parks:									
United States Fish and Wildlife Service	201	.....	201	1,229	.....	1,229	1,276	.....	1,276
National Park Service	248	(**)	248	1,390	(**)	1,390	1,393	.....	1,393
<b>Total--Fish and Wildlife and Parks</b>	<b>449</b>	<b>(**)</b>	<b>449</b>	<b>2,619</b>	<b>(**)</b>	<b>2,619</b>	<b>2,669</b>	.....	<b>2,669</b>
Indian Affairs:									
Bureau of Indian Affairs and Bureau of Indian Education	150	(**)	150	775	(**)	775	1,098	(**)	1,098
<b>Total--Indian Affairs</b>	<b>150</b>	<b>(**)</b>	<b>150</b>	<b>775</b>	<b>(**)</b>	<b>775</b>	<b>1,098</b>	<b>(**)</b>	<b>1,098</b>
Departmental Offices:									
Mineral Leasing and Associated Payments	137	.....	137	656	.....	656	774	.....	774
Other	31	.....	31	100	.....	100	112	.....	112
Insular Affairs	17	.....	17	156	.....	156	182	.....	182
Office of the Special Trustee for American Indians	8	.....	8	42	.....	42	47	.....	47
Department-Wide Programs	128	.....	128	805	.....	805	477	.....	477
<b>Total--Departmental Offices</b>	<b>322</b>	.....	<b>322</b>	<b>1,759</b>	.....	<b>1,759</b>	<b>1,593</b>	.....	<b>1,593</b>
Other	146	.....	146	617	.....	617	341	.....	341
Proprietary Receipts from the Public	.....	384	-384	.....	1,983	-1,983	.....	2,104	-2,104
Intrabudgetary Transactions	-6	(**)	-6	-75	(**)	-75	-160	(**)	-160
<b>Total--Department of the Interior</b>	<b>1,441</b>	<b>417</b>	<b>1,024</b>	<b>8,200</b>	<b>2,225</b>	<b>5,974</b>	<b>7,961</b>	<b>2,231</b>	<b>5,729</b>
<b>Department of Justice:</b>									
General Administration	168	.....	168	748	.....	748	835	.....	835
Legal Activities and U.S. Marshals:									
General Legal Activities	255	.....	255	1,052	.....	1,052	850	.....	850
United States Attorneys	267	.....	267	928	.....	928	767	.....	767
United States Marshals Service	111	.....	111	595	.....	595	587	.....	587
Assets Forfeiture Fund	65	.....	65	987	.....	987	599	.....	599
Other	224	.....	224	999	.....	999	990	.....	990
Federal Bureau of Investigation	755	.....	755	4,139	.....	4,139	3,968	.....	3,968
Drug Enforcement Administration	209	.....	209	1,122	.....	1,122	1,095	.....	1,095
Bureau of Alcohol, Tobacco, Firearms, and Explosives	110	.....	110	571	.....	571	543	.....	543
Federal Prison System	584	29	555	3,260	139	3,121	3,346	141	3,205
Office of Justice Programs:									



**Table 5. Outlays of the U.S. Government, February 2021 and Other Periods - Continued**

[\$ millions]

Classification	This Month			Current Fiscal Year to Date			Prior Fiscal Year to Date		
	Gross Outlays	Applicable Receipts	Outlays	Gross Outlays	Applicable Receipts	Outlays	Gross Outlays	Applicable Receipts	Outlays
<b>Department of Justice: - Continued</b>									
State and Local Law Enforcement Assistance	106	.....	106	379	.....	379	885	.....	885
Community Oriented Policing Services	17	.....	17	49	.....	49	66	.....	66
Crime Victims Fund	188	.....	188	924	.....	924	1,138	.....	1,138
Other	98	.....	98	310	.....	310	273	.....	273
Other	61	.....	61	338	.....	338	394	.....	394
Proprietary Receipts from the Public	.....	29	-29	.....	287	-287	.....	174	-174
Intrabudgetary Transactions	2	.....	2	196	.....	196	-2,732	.....	-2,732
Offsetting Governmental Receipts	.....	100	-100	.....	412	-412	.....	315	-315
<b>Total--Department of Justice</b>	<b>3,220</b>	<b>159</b>	<b>3,061</b>	<b>16,598</b>	<b>838</b>	<b>15,760</b>	<b>13,603</b>	<b>630</b>	<b>12,973</b>
<b>Department of Labor:</b>									
Employment and Training Administration:									
Training and Employment Services	257	.....	257	1,258	.....	1,258	1,388	.....	1,388
Office of Job Corps	120	.....	120	629	.....	629	664	.....	664
Community Service Employment for Older Americans	33	.....	33	156	.....	156	163	.....	163
Federal Unemployment Benefits and Allowances	13	.....	13	87	.....	87	136	.....	136
Federal Additional Unemployment Compensation Program-Recovery Act	22,516	.....	22,516	45,637	.....	45,637	(**)	.....	(**)
State Unemployment Insurance and Employment Service Operations	-76	.....	-76	-77	.....	-77	-66	.....	-66
Payments to the Unemployment Trust Fund	.....	.....	.....	153,452	.....	153,452	1	.....	1
Program Administration	8	.....	8	37	.....	37	44	.....	44
Unemployment Trust Fund:									
Federal-State Unemployment Insurance:									
State Unemployment Benefits	21,322	.....	21,322	109,733	.....	109,733	12,135	.....	12,135
State Administrative Expenses	720	.....	720	2,764	.....	2,764	1,501	.....	1,501
Federal Administrative Expenses	34	.....	34	207	.....	207	164	.....	164
Other	(**)	.....	(**)	13	.....	13	1	.....	1
<b>Total--Unemployment Trust Fund</b>	<b>22,077</b>	<b>.....</b>	<b>22,077</b>	<b>112,718</b>	<b>.....</b>	<b>112,718</b>	<b>13,802</b>	<b>.....</b>	<b>13,802</b>
Other	17	.....	17	230	.....	230	.....	.....	.....
<b>Total--Employment and Training Administration</b>	<b>44,965</b>	<b>.....</b>	<b>44,965</b>	<b>314,125</b>	<b>.....</b>	<b>314,125</b>	<b>16,132</b>	<b>.....</b>	<b>16,132</b>
Pension Benefit Guaranty Corporation	578	111	467	2,834	4,541	-1,707	2,723	6,144	-3,422
Office of Workers' Compensation Programs:									
Special Benefits	-960	.....	-960	-1,267	.....	-1,267	-1,296	.....	-1,296
Energy Employees Occupational Illness Compensation Fund	101	.....	101	660	.....	660	670	.....	670
Special Benefits for Disabled Coal Miners	5	.....	5	23	.....	23	27	.....	27
Black Lung Disability Trust Fund	17	.....	17	83	.....	83	82	.....	82
Other	32	.....	32	147	.....	147	149	.....	149
Wage and Hour Division	34	.....	34	128	.....	128	105	.....	105
Occupational Safety and Health Administration	39	.....	39	225	.....	225	223	.....	223
Mine Safety and Health Administration	39	.....	39	156	.....	156	144	.....	144
Bureau of Labor Statistics	49	.....	49	217	.....	217	221	.....	221
Departmental Management	36	.....	36	265	.....	265	348	.....	348
Other	22	.....	22	131	.....	131	137	.....	137
Proprietary Receipts from the Public	.....	(**)	(**)	.....	2	-2	.....	3	-3
Intrabudgetary Transactions	145	.....	145	-152,249	.....	-152,249	-144	.....	-144
<b>Total--Department of Labor</b>	<b>45,102</b>	<b>112</b>	<b>44,990</b>	<b>165,479</b>	<b>4,543</b>	<b>160,936</b>	<b>19,520</b>	<b>6,147</b>	<b>13,373</b>
<b>Department of State:</b>									
Administration of Foreign Affairs:									
Diplomatic and Consular Programs	1,478	.....	1,478	4,130	.....	4,130	3,447	.....	3,447
Educational and Cultural Exchange Programs	35	.....	35	216	.....	216	306	.....	306
Embassy Security, Construction, and Maintenance	-64	.....	-64	453	.....	453	1,033	.....	1,033
Payment to Foreign Service Retirement and Disability Fund	.....	.....	.....	.....	.....	.....	288	.....	288
Foreign Service Retirement and Disability Fund	86	.....	86	424	.....	424	416	.....	416
Other	-887	.....	-887	1,027	.....	1,027	2,031	.....	2,031
<b>Total--Administration of Foreign Affairs</b>	<b>648</b>	<b>.....</b>	<b>648</b>	<b>6,251</b>	<b>.....</b>	<b>6,251</b>	<b>7,521</b>	<b>.....</b>	<b>7,521</b>
International Organizations and Conferences	(**)	.....	(**)	635	.....	635	1,873	.....	1,873
Global Health and Child Survival	537	.....	537	4,066	.....	4,066	3,756	.....	3,756
Migration and Refugee Assistance	102	.....	102	1,004	.....	1,004	883	.....	883
International Narcotics Control and Law Enforcement	135	.....	135	444	.....	444	412	.....	412
Andean Counterdrug Programs	.....	.....	.....	.....	.....	.....	(**)	.....	(**)
Other	44	.....	44	224	.....	224	213	.....	213
Proprietary Receipts from the Public	.....	132	-132	.....	561	-561	.....	1,380	-1,380
Intrabudgetary Transactions	-8	.....	-8	-13	.....	-13	-294	.....	-294
<b>Total--Department of State</b>	<b>1,458</b>	<b>132</b>	<b>1,326</b>	<b>12,610</b>	<b>561</b>	<b>12,049</b>	<b>14,365</b>	<b>1,380</b>	<b>12,986</b>

**Table 5. Outlays of the U.S. Government, February 2021 and Other Periods - Continued**

[\$ millions]

Classification	This Month			Current Fiscal Year to Date			Prior Fiscal Year to Date		
	Gross Outlays	Applicable Receipts	Outlays	Gross Outlays	Applicable Receipts	Outlays	Gross Outlays	Applicable Receipts	Outlays
<b>Department of Transportation:</b>									
Office of the Secretary	56	.....	56	481	.....	481	273	.....	273
Federal Aviation Administration:									
Operations	439	.....	439	145	.....	145	-459	.....	-459
Airport and Airway Trust Fund:									
Grants-In-Aid for Airports	200	.....	200	1,771	.....	1,771	1,165	.....	1,165
Facilities and Equipment	206	.....	206	1,051	.....	1,051	1,118	.....	1,118
Research, Engineering, and Development	9	.....	9	51	.....	51	60	.....	60
Trust Fund Share of FAA Operations	500	.....	500	4,303	.....	4,303	4,839	.....	4,839
Total--Airport and Airway Trust Fund	915	.....	915	7,176	.....	7,176	7,182	.....	7,182
Other	370	4	366	16,400	20	16,379	440	21	419
Total--Federal Aviation Administration	1,724	4	1,719	23,721	20	23,701	7,163	21	7,143
Federal Highway Administration:									
Highway Trust Fund:									
Federal-Aid Highways	2,964	.....	2,964	16,773	.....	16,773	17,102	.....	17,102
Other	(**)	.....	(**)	1	.....	1	2	.....	2
Other Programs	117	.....	117	14,433	.....	14,433	732	.....	732
Total--Federal Highway Administration	3,081	.....	3,081	31,208	.....	31,208	17,837	.....	17,837
Federal Motor Carrier Safety Administration	56	.....	56	227	.....	227	243	.....	243
National Highway Traffic Safety Administration	67	.....	67	479	.....	479	453	.....	453
Federal Railroad Administration:									
Capital and Debt Service Grants to the National Railroad Passenger Corporation									
Other	.....	.....	.....	.....	.....	.....	1	.....	1
Total--Federal Railroad Administration	2,134	.....	2,134	2,637	.....	2,637	1,619	.....	1,619
Federal Transit Administration:									
Formula Grants	(**)	.....	(**)	1	.....	1	2	.....	2
Capital Investment Grants	208	.....	208	741	.....	741	680	.....	680
Transit Formula Grants	668	.....	668	3,016	.....	3,016	3,911	.....	3,911
Other	775	.....	775	5,226	.....	5,226	610	.....	610
Total--Federal Transit Administration	1,652	.....	1,652	8,985	.....	8,985	5,203	.....	5,203
Maritime Administration	164	(**)	164	332	1	331	7	(**)	7
Other	57	9	48	227	22	206	236	18	217
Proprietary Receipts from the Public	.....	-4	4	.....	21	-21	.....	51	-51
Intrabudgetary Transactions:									
Payment from the General Fund, Highway Trust Fund	.....	.....	.....	-13,600	.....	-13,600	.....	.....	.....
Other	-2	.....	-2	-14,002	.....	-14,002	(**)	.....	(**)
Offsetting Governmental Receipts	.....	(**)	(**)	.....	(**)	(**)	.....	(**)	(**)
<b>Total--Department of Transportation</b>	<b>8,989</b>	<b>9</b>	<b>8,979</b>	<b>40,695</b>	<b>64</b>	<b>40,632</b>	<b>33,035</b>	<b>91</b>	<b>32,945</b>
<b>Department of the Treasury:</b>									
Departmental Offices:									
Exchange Stabilization Fund	8	(**)	8	37	17	20	28	164	-136
Housing and Economic Recovery Programs	(**)	.....	(**)	(**)	.....	(**)	(**)	.....	(**)
Troubled Asset Relief Program	50	.....	50	204	.....	204	368	.....	368
ESF - Economic Stabilization Program	1	.....	1	163	.....	163	.....	.....	.....
Air Carrier Worker Support	709	.....	709	6,891	.....	6,891	.....	.....	.....
Emergency Capital Investment Program	(**)	.....	(**)	(**)	.....	(**)	.....	.....	.....
Emergency Rental Assistance	426	.....	426	24,985	.....	24,985	.....	.....	.....
Transportation Services	(**)	.....	(**)	(**)	.....	(**)	.....	.....	.....
Other	160	.....	160	815	.....	815	607	.....	607
Bureau of the Fiscal Service:									
Payment to the Resolution Funding Corporation	.....	.....	.....	907	.....	907	1,314	.....	1,314
Financial Agent Services	69	.....	69	359	.....	359	333	.....	333
Claims, Judgements, and Relief Acts	82	.....	82	6,411	.....	6,411	634	.....	634
Other	52	(**)	52	452	(**)	451	1,247	(**)	1,246
Total--Bureau of the Fiscal Service	203	(**)	203	8,128	(**)	8,128	3,528	(**)	3,527
Federal Financing Bank	-96	.....	-96	-627	.....	-627	-513	.....	-513
Alcohol and Tobacco Tax and Trade Bureau:									
Salaries and Expenses	10	.....	10	50	.....	50	50	.....	50
Internal Revenue Collections for Puerto Rico	35	.....	35	198	.....	198	189	.....	189
Bureau of Engraving and Printing	11	.....	11	39	.....	39	30	.....	30
United States Mint	751	520	231	2,385	2,626	-241	823	727	96

**Table 5. Outlays of the U.S. Government, February 2021 and Other Periods - Continued**

[\$ millions]

Classification	This Month			Current Fiscal Year to Date			Prior Fiscal Year to Date		
	Gross Outlays	Applicable Receipts	Outlays	Gross Outlays	Applicable Receipts	Outlays	Gross Outlays	Applicable Receipts	Outlays
<b>Department of the Treasury: - Continued</b>									
Internal Revenue Service:									
Taxpayer Services	245	.....	245	1,294	.....	1,294	1,079	.....	1,079
Enforcement	386	.....	386	2,092	.....	2,092	1,998	.....	1,998
Operations Support	304	.....	304	1,913	.....	1,913	1,910	.....	1,910
Build America Bond Payments, Recovery Act	184	.....	184	1,475	.....	1,475	1,212	.....	1,212
Refundable Premium Tax Credits and Cost Sharing Reductions	4,676	.....	4,676	21,751	.....	21,751	20,807	.....	20,807
Payment Where Earned Income Credit Exceeds Liability for Tax	18,202	.....	18,202	19,716	.....	19,716	36,773	.....	36,773
Payment Where Child Tax Credit Exceeds Liability for Tax	10,402	.....	10,402	11,186	.....	11,186	18,416	.....	18,416
Payment Where American Opportunity Tax Credit Exceeds Liability for Tax	1,006	.....	1,006	1,101	.....	1,101	1,333	.....	1,333
Refunding Internal Revenue Collections, Interest	194	.....	194	1,235	.....	1,235	1,164	.....	1,164
Other	10,876	(**)	10,876	158,247	(**)	158,247	6,864	(**)	6,864
<b>Total--Internal Revenue Service</b>	<b>46,475</b>	<b>(**)</b>	<b>46,475</b>	<b>220,012</b>	<b>(**)</b>	<b>220,012</b>	<b>91,556</b>	<b>(**)</b>	<b>91,556</b>
Comptroller of the Currency	79	3	76	456	15	441	472	22	450
Interest on the Public Debt:									
Interest on Treasury Debt Securities (Gross):									
Public Issues (Accrual Basis)	24,961	.....	24,961	137,104	.....	137,104	157,941	.....	157,941
Special Issues (Cash Basis)	7,322	.....	7,322	54,889	.....	54,889	71,041	.....	71,041
<b>Total--Interest on Treasury Debt Securities (Gross)</b>	<b>32,282</b>	.....	<b>32,282</b>	<b>191,993</b>	.....	<b>191,993</b>	<b>228,982</b>	.....	<b>228,982</b>
<b>Total--Interest on the Public Debt</b>	<b>32,282</b>	.....	<b>32,282</b>	<b>191,993</b>	.....	<b>191,993</b>	<b>228,982</b>	.....	<b>228,982</b>
Other	12	.....	12	56	.....	56	52	.....	52
Proprietary Receipts from the Public	.....	590	-590	.....	1,516	-1,516	.....	3,928	-3,928
Intrabudgetary Transactions	-71	.....	-71	-1,071	.....	-1,071	-803	.....	-803
<b>Total--Department of the Treasury</b>	<b>81,046</b>	<b>1,113</b>	<b>79,932</b>	<b>454,715</b>	<b>4,175</b>	<b>450,540</b>	<b>325,368</b>	<b>4,840</b>	<b>320,528</b>
<b>Department of Veterans Affairs:</b>									
Joint DOD-VA Medical Facility Demonstration Fund	38	.....	38	190	.....	190	186	.....	186
Veterans Health Administration:									
Veterans Choice Fund, Veterans Health Administration	10	.....	10	-121	.....	-121	97	.....	97
Medical Services	6,368	.....	6,368	33,301	.....	33,301	29,544	.....	29,544
Medical Support and Compliance	602	.....	602	3,232	.....	3,232	3,132	.....	3,132
Medical Facilities	503	.....	503	2,665	.....	2,665	2,605	.....	2,605
Other	104	34	70	541	195	346	563	199	365
Benefits Programs:									
Public Enterprise Funds:									
Housing Accounts	(**)	(**)	-1	(**)	3	-3	(**)	4	-3
Other	27	208	-181	89	801	-712	330	785	-455
Compensation and Pensions	9,393	.....	9,393	46,900	.....	46,900	52,649	.....	52,649
Readjustment Benefits	1,146	.....	1,146	5,516	.....	5,516	6,678	.....	6,678
Veterans Housing Benefit Program Fund	1	.....	1	9	.....	9	5	.....	5
Insurance Funds:									
National Service Life	50	.....	50	236	.....	236	264	.....	264
Veterans Special Life	21	1	20	87	27	60	86	32	55
Other	11	.....	11	51	.....	51	43	.....	43
<b>Total--Benefits Programs</b>	<b>10,648</b>	<b>209</b>	<b>10,439</b>	<b>52,887</b>	<b>830</b>	<b>52,057</b>	<b>60,055</b>	<b>821</b>	<b>59,235</b>
Departmental Administration:									
Construction	66	.....	66	491	.....	491	375	.....	375
Information Technology Systems	385	.....	385	2,075	.....	2,075	1,840	.....	1,840
General Operating Expenses	424	.....	424	1,727	(**)	1,727	1,245	(**)	1,245
Other	289	.....	289	1,352	.....	1,352	1,050	.....	1,050
Proprietary Receipts from the Public:									
National Service Life	.....	2	-2	.....	10	-10	.....	17	-17
Other	.....	499	-499	.....	2,337	-2,337	.....	2,127	-2,127
Intrabudgetary Transactions	1	.....	1	4	.....	4	12	.....	12
<b>Total--Department of Veterans Affairs</b>	<b>19,438</b>	<b>744</b>	<b>18,694</b>	<b>98,344</b>	<b>3,373</b>	<b>94,971</b>	<b>100,705</b>	<b>3,163</b>	<b>97,542</b>
<b>Corps of Engineers:</b>									
Construction	151	.....	151	1,216	.....	1,216	1,060	.....	1,060
Operation and Maintenance	285	.....	285	1,573	.....	1,573	1,580	.....	1,580
Flood Control and Coastal Emergencies	56	.....	56	295	.....	295	288	.....	288
Rivers and Harbors Contributed Funds	43	.....	43	215	.....	215	223	.....	223
Other	122	.....	122	839	.....	839	683	.....	683
Proprietary Receipts from the Public	.....	48	-48	.....	386	-386	.....	261	-261
Intrabudgetary Transactions	1	.....	1	1	.....	1	(**)	.....	(**)
<b>Total--Corps of Engineers</b>	<b>658</b>	<b>48</b>	<b>610</b>	<b>4,139</b>	<b>386</b>	<b>3,753</b>	<b>3,833</b>	<b>261</b>	<b>3,573</b>

**Table 5. Outlays of the U.S. Government, February 2021 and Other Periods - Continued**

[\$ millions]

Classification	This Month			Current Fiscal Year to Date			Prior Fiscal Year to Date		
	Gross Outlays	Applicable Receipts	Outlays	Gross Outlays	Applicable Receipts	Outlays	Gross Outlays	Applicable Receipts	Outlays
<b>Other Defense Civil Programs:</b>									
Military Retirement:									
Payment to Military Retirement Fund	.....	.....	.....	98,106	.....	98,106	91,873	.....	91,873
Military Retirement Fund	5,265	.....	5,265	26,119	.....	26,119	30,557	.....	30,557
Retiree Health Care:									
Payment to Department of Defense Medicare-Eligible Retiree Health Care Fund	.....	.....	.....	6,983	.....	6,983	6,637	.....	6,637
Department of Defense Medicare-Eligible Retiree Health Care Fund	666	.....	666	4,917	.....	4,917	4,742	.....	4,742
Educational Benefits	13	.....	13	73	.....	73	89	.....	89
Other	30	.....	30	153	.....	153	130	.....	130
Proprietary Receipts from the Public	.....	3	-3	.....	13	-13	.....	10	-10
Intrabudgetary Transactions	-1,284	.....	-1,284	-107,302	.....	-107,302	-101,966	.....	-101,966
<b>Total--Other Defense Civil Programs</b>	<b>4,690</b>	<b>3</b>	<b>4,688</b>	<b>29,050</b>	<b>13</b>	<b>29,037</b>	<b>32,062</b>	<b>10</b>	<b>32,052</b>
<b>Environmental Protection Agency:</b>									
Science and Technology	52	.....	52	290	.....	290	283	.....	283
Environmental Programs and Management	221	.....	221	1,049	.....	1,049	983	.....	983
State and Tribal Assistance Grants	237	.....	237	1,469	.....	1,469	2,100	.....	2,100
Payment to the Hazardous Substance Superfund	714	.....	714	1,153	.....	1,153	1,076	.....	1,076
Hazardous Substance Superfund	94	.....	94	581	.....	581	605	.....	605
Other	25	3	22	100	42	58	98	41	57
Proprietary Receipts from the Public	.....	9	-9	.....	66	-66	.....	116	-116
Intrabudgetary Transactions	-726	.....	-726	-1,142	.....	-1,142	-1,008	.....	-1,008
Offsetting Governmental Receipts	.....	4	-4	.....	11	-11	.....	10	-10
<b>Total--Environmental Protection Agency</b>	<b>617</b>	<b>16</b>	<b>601</b>	<b>3,501</b>	<b>118</b>	<b>3,382</b>	<b>4,137</b>	<b>167</b>	<b>3,970</b>
<b>Executive Office of the President:</b>									
The White House	5	.....	5	25	.....	25	26	.....	26
Office of Management and Budget	9	.....	9	45	.....	45	45	.....	45
Unanticipated Needs	3	.....	3	11	.....	11	9	.....	9
Other	19	.....	19	99	.....	99	100	.....	100
Proprietary Receipts from the Public	.....	(**)	(**)	.....	(**)	(**)	.....	(**)	(**)
Intrabudgetary Transactions	(**)	.....	(**)	(**)	.....	(**)	-15	.....	-15
<b>Total--Executive Office of the President</b>	<b>35</b>	<b>(**)</b>	<b>35</b>	<b>179</b>	<b>(**)</b>	<b>179</b>	<b>164</b>	<b>(**)</b>	<b>164</b>
<b>General Services Administration:</b>									
Real Property Activities	-143	.....	-143	-269	.....	-269	392	.....	392
Supply and Technology Activities	-168	.....	-168	-360	.....	-360	-110	.....	-110
General Activities	34	.....	34	134	.....	134	114	.....	114
Proprietary Receipts from the Public	.....	8	-8	.....	44	-44	.....	43	-43
Intrabudgetary Transactions	-2	.....	-2	-4	.....	-4	-5	.....	-5
<b>Total--General Services Administration</b>	<b>-277</b>	<b>8</b>	<b>-286</b>	<b>-498</b>	<b>44</b>	<b>-542</b>	<b>391</b>	<b>43</b>	<b>348</b>
<b>International Assistance Programs:</b>									
Millennium Challenge Corporation	42	.....	42	238	.....	238	230	.....	230
International Security Assistance:									
Foreign Military Financing Program	2,912	.....	2,912	4,238	.....	4,238	5,075	.....	5,075
Economic Support Fund	247	.....	247	1,276	.....	1,276	2,028	.....	2,028
Other	82	.....	82	367	(**)	367	561	7	554
<b>Total--International Security Assistance</b>	<b>3,241</b>	.....	<b>3,241</b>	<b>5,881</b>	<b>(**)</b>	<b>5,881</b>	<b>7,665</b>	<b>7</b>	<b>7,658</b>
Multilateral Assistance:									
Contribution to the International Development Association	.....	.....	.....	216	.....	216	.....	.....	.....
Other	223	.....	223	352	.....	352	285	.....	285
<b>Total--Multilateral Assistance</b>	<b>223</b>	.....	<b>223</b>	<b>568</b>	.....	<b>568</b>	<b>285</b>	.....	<b>285</b>
Agency for International Development:									
Development Assistance Program	179	.....	179	865	.....	865	991	.....	991
Assistance for Europe, Eurasia and Central Asia	60	.....	60	248	.....	248	291	.....	291
International Disaster Assistance	903	.....	903	2,376	.....	2,376	2,017	.....	2,017
Operating Expenses	289	.....	289	724	.....	724	546	.....	546
Other	28	(**)	28	217	(**)	217	19	110	-91
Proprietary Receipts from the Public	.....	4	-4	.....	23	-23	.....	27	-27
Intrabudgetary Transactions	(**)	.....	(**)	-1	.....	-1	-5	.....	-5
<b>Total--Agency for International Development</b>	<b>1,460</b>	<b>4</b>	<b>1,455</b>	<b>4,430</b>	<b>23</b>	<b>4,406</b>	<b>3,859</b>	<b>137</b>	<b>3,722</b>
Overseas Private Investment Corporation:									
Overseas Private Investment Corporation Accounts	(**)	.....	(**)	4	.....	4	36	41	-5
Proprietary Receipts from the Public	.....	.....	.....	.....	.....	.....	.....	57	-57
<b>Total--Overseas Private Investment Corporation</b>	<b>(**)</b>	.....	<b>(**)</b>	<b>4</b>	.....	<b>4</b>	<b>36</b>	<b>98</b>	<b>-62</b>

**Table 5. Outlays of the U.S. Government, February 2021 and Other Periods - Continued**

[\$ millions]

Classification	This Month			Current Fiscal Year to Date			Prior Fiscal Year to Date		
	Gross Outlays	Applicable Receipts	Outlays	Gross Outlays	Applicable Receipts	Outlays	Gross Outlays	Applicable Receipts	Outlays
<b>International Assistance Programs: - Continued</b>									
Peace Corps	42	(**)	42	149	1	148	189	1	188
Military Sales Program:									
Foreign Military Sales Trust Fund	2,670	.....	2,670	14,261	.....	14,261	14,348	.....	14,348
Other	9	25	-16	-38	59	-97	85	3	82
Proprietary Receipts from the Public	.....	1,714	-1,714	.....	15,348	-15,348	.....	19,404	-19,404
Other	24	48	-24	156	338	-182	74	119	-45
<b>Total--International Assistance Programs</b>	<b>7,710</b>	<b>1,792</b>	<b>5,919</b>	<b>25,650</b>	<b>15,769</b>	<b>9,880</b>	<b>26,770</b>	<b>19,768</b>	<b>7,002</b>
<b>National Aeronautics and Space Administration:</b>									
Science	517	.....	517	2,717	.....	2,717	2,695	.....	2,695
Aeronautics	47	.....	47	304	.....	304	344	.....	344
Exploration	457	.....	457	2,500	.....	2,500	1,957	.....	1,957
Cross Agency Support	255	.....	255	1,247	.....	1,247	1,102	.....	1,102
Space Operations	215	.....	215	1,730	.....	1,730	1,915	.....	1,915
Other	116	.....	116	679	.....	679	666	.....	666
Proprietary Receipts from the Public	.....	(**)	(**)	.....	1	-1	.....	19	-19
Intrabudgetary Transactions	(**)	.....	(**)	-1	.....	-1	(**)	.....	(**)
<b>Total--National Aeronautics and Space Administration</b>	<b>1,606</b>	<b>(**)</b>	<b>1,606</b>	<b>9,176</b>	<b>1</b>	<b>9,175</b>	<b>8,680</b>	<b>19</b>	<b>8,660</b>
<b>National Science Foundation:</b>									
Research and Related Activities	437	.....	437	2,142	.....	2,142	2,287	.....	2,287
Education and Human Resources	75	.....	75	355	.....	355	396	.....	396
Other	53	.....	53	250	.....	250	261	.....	261
Proprietary Receipts from the Public	.....	6	-6	.....	9	-9	.....	9	-9
<b>Total--National Science Foundation</b>	<b>565</b>	<b>6</b>	<b>559</b>	<b>2,747</b>	<b>9</b>	<b>2,738</b>	<b>2,945</b>	<b>9</b>	<b>2,936</b>
<b>Office of Personnel Management:</b>									
Government Payment for Annuity, Employees Health and Life Insurance Benefits	1,122	.....	1,122	5,570	.....	5,570	5,330	.....	5,330
Postal Service Retiree Health Benefits Fund	340	.....	340	1,664	.....	1,664	1,601	.....	1,601
Civil Service Retirement and Disability Fund	7,599	.....	7,599	38,301	.....	38,301	37,786	.....	37,786
Employees Life Insurance Fund	270	843	-573	1,386	2,136	-750	1,302	1,604	-302
Employees and Retired Employees Health Benefits Fund	4,494	4,868	-374	24,071	24,533	-462	24,436	23,574	862
Other	9	.....	9	108	.....	108	2	.....	2
Proprietary Receipts from the Public	.....	.....	.....	.....	(**)	(**)	.....	1	-1
Intrabudgetary Transactions:									
Postal Service Contributions	-1	.....	-1	-525	.....	-525	-597	.....	-597
Civil Service Retirement and Disability Fund:									
Other	-3	.....	-3	-16	.....	-16	-16	.....	-16
<b>Total--Office of Personnel Management</b>	<b>13,830</b>	<b>5,711</b>	<b>8,119</b>	<b>70,559</b>	<b>26,670</b>	<b>43,889</b>	<b>69,844</b>	<b>25,178</b>	<b>44,666</b>
<b>Small Business Administration:</b>									
Salaries and Expenses	-24	.....	-24	616	.....	616	135	(**)	135
Business Loans Program	90,665	(**)	90,665	95,266	(**)	95,266	171	(**)	171
Disaster Loans Program	324	(**)	324	1,186	(**)	1,186	32	(**)	32
Other	21	1	20	86	8	78	124	8	116
Proprietary Receipts from the Public	.....	16	-16	.....	10	-10	.....	(**)	(**)
Intrabudgetary Transactions	(**)	.....	(**)	(**)	.....	(**)	(**)	.....	(**)
<b>Total--Small Business Administration</b>	<b>90,985</b>	<b>17</b>	<b>90,968</b>	<b>97,154</b>	<b>19</b>	<b>97,135</b>	<b>462</b>	<b>9</b>	<b>453</b>
<b>Social Security Administration:</b>									
Payments to Social Security Trust Funds	21	.....	21	17,345	.....	17,345	19,202	.....	19,202
Supplemental Security Income Program	5,054	.....	5,054	25,073	.....	25,073	29,618	.....	29,618
Federal Old-Age and Survivors Insurance Trust Fund (Off-Budget):									
Benefit Payments	81,783	.....	81,783	404,484	.....	404,484	385,088	.....	385,088
Administrative Expenses	310	.....	310	1,625	.....	1,625	1,584	.....	1,584
<b>Total--Federal Old-Age and Survivors Insurance Trust Fund (Off-Budget)</b>	<b>82,093</b>	<b>.....</b>	<b>82,093</b>	<b>406,109</b>	<b>.....</b>	<b>406,109</b>	<b>386,672</b>	<b>.....</b>	<b>386,672</b>
Federal Disability Insurance Trust Fund (Off-Budget):									
Benefit Payments	11,736	.....	11,736	58,660	.....	58,660	59,989	.....	59,989
Administrative Expenses	222	.....	222	1,201	.....	1,201	993	.....	993
<b>Total--Federal Disability Insurance Trust Fund (Off-Budget)</b>	<b>11,958</b>	<b>.....</b>	<b>11,958</b>	<b>59,861</b>	<b>.....</b>	<b>59,861</b>	<b>60,982</b>	<b>.....</b>	<b>60,982</b>
Other	11	.....	11	87	.....	87	80	.....	80
Proprietary Receipts from the Public:									
On-Budget	.....	172	-172	.....	858	-858	.....	1,066	-1,066

**Table 5. Outlays of the U.S. Government, February 2021 and Other Periods - Continued**

[\$ millions]

Classification	This Month			Current Fiscal Year to Date			Prior Fiscal Year to Date		
	Gross Outlays	Applicable Receipts	Outlays	Gross Outlays	Applicable Receipts	Outlays	Gross Outlays	Applicable Receipts	Outlays
<b>Social Security Administration: - Continued</b>									
Off-Budget	.....	2	-2	.....	14	-14	.....	29	-29
Intrabudgetary Transactions:									
Off-Budget <sup>3</sup>	-21	.....	-21	-17,344	.....	-17,344	-19,201	.....	-19,201
<b>Total--Social Security Administration</b>	<b>99,116</b>	<b>173</b>	<b>98,942</b>	<b>491,131</b>	<b>872</b>	<b>490,259</b>	<b>477,353</b>	<b>1,096</b>	<b>476,257</b>
<b>Independent Agencies:</b>									
Broadcasting Board of Governors	118	(**)	118	332	(**)	332	337	(**)	337
Bureau of Consumer Financial Protection	54	.....	54	290	.....	290	198	(**)	198
Corporation for National and Community Service	63	(**)	62	366	(**)	366	408	(**)	407
Corporation for Public Broadcasting	13	.....	13	465	.....	465	465	.....	465
District of Columbia:									
Courts	26	.....	26	127	.....	127	131	.....	131
General and Special Payments	160	(**)	160	401	44	357	352	41	311
Equal Employment Opportunity Commission	31	(**)	31	173	1	173	175	1	175
Export-Import Bank of the United States	7	.....	7	35	.....	35	47	(**)	47
Federal Communications Commission:									
Universal Service Fund	744	.....	744	3,702	.....	3,702	3,318	.....	3,318
Other	210	2	208	991	12	979	809	13	796
Federal Deposit Insurance Corporation:									
Deposit Insurance Fund	-590	.....	-590	-2,002	.....	-2,002	-863	.....	-863
FSLIC Resolution Fund	(**)	(**)	(**)	(**)	(**)	(**)	1	8	-7
<b>Total--Federal Deposit Insurance Corporation</b>	<b>-590</b>	<b>(**)</b>	<b>-590</b>	<b>-2,002</b>	<b>(**)</b>	<b>-2,002</b>	<b>-862</b>	<b>8</b>	<b>-870</b>
Federal Drug Control Programs	22	.....	22	153	.....	153	140	.....	140
Federal Housing Finance Agency	24	.....	24	132	.....	132	123	.....	123
Institute of Museum and Library Services	15	(**)	15	97	(**)	97	96	(**)	96
Intelligence Community Management Account	43	.....	43	208	.....	208	225	.....	225
Legal Services Corporation	87	.....	87	233	.....	233	218	.....	218
National Archives and Records Administration	31	(**)	31	176	6	171	189	15	174
National Credit Union Administration	59	15	44	1,473	2,235	-761	435	1,477	-1,043
National Endowment for the Arts	13	(**)	13	73	(**)	73	64	1	63
National Endowment for the Humanities	16	(**)	16	78	(**)	78	57	(**)	57
National Labor Relations Board	21	(**)	21	115	(**)	115	115	(**)	115
Nuclear Regulatory Commission	64	89	-25	364	348	16	386	364	22
Postal Service:									
Off-Budget:									
Public Enterprise Funds	5,831	5,655	176	48,582	49,956	-1,375	41,691	41,836	-144
Other	.....	.....	.....	267	.....	267	267	.....	267
Other	.....	.....	.....	55	.....	55	57	.....	57
Railroad Retirement Board:									
Federal Windfall Subsidy	1	.....	1	5	.....	5	6	.....	6
Federal Payments to the Railroad Retirement Accounts	(**)	.....	(**)	394	.....	394	342	.....	342
Railroad Unemployment Insurance Trust Fund:									
Benefit Payments	17	.....	17	91	.....	91	60	.....	60
Transfer To Administrative Funds	2	.....	2	7	.....	7	8	.....	8
Other	10	.....	10	14	.....	14	.....	.....	.....
Rail Industry Pension Fund:									
Benefit Payments	467	.....	467	2,334	.....	2,334	2,341	.....	2,341
OASDI Certifications	(**)	.....	(**)	-1	.....	-1	(**)	.....	(**)
Transfer to Administrative Funds	9	.....	9	36	.....	36	41	.....	41
Other	(**)	.....	(**)	(**)	.....	(**)	32	.....	32
National Railroad Retirement Investment Trust:									
Administrative Expenses	4	.....	4	22	.....	22	25	.....	25
Transfers to the Railroad Retirement Trust Funds from the National Railroad Retirement Investment Trust	173	.....	173	1,381	.....	1,381	852	.....	852
Railroad Social Security Equivalent Benefit Account:									
Benefit Payments	628	.....	628	3,139	.....	3,139	3,170	.....	3,170
Transfer To Administrative Funds	3	.....	3	11	.....	11	13	.....	13
Other	2	.....	2	-6	.....	-6	-20	.....	-20
Proprietary Receipts from the Public	.....	41	-41	.....	2,588	-2,588	.....	1,499	-1,499
Intrabudgetary Transactions:									
Other	-173	.....	-173	-1,770	.....	-1,770	-1,194	.....	-1,194
<b>Total--Railroad Retirement Board</b>	<b>1,142</b>	<b>41</b>	<b>1,101</b>	<b>5,658</b>	<b>2,588</b>	<b>3,071</b>	<b>5,674</b>	<b>1,499</b>	<b>4,176</b>
Securities and Exchange Commission	146	(**)	146	1,004	(**)	1,004	740	6	735

**Table 5. Outlays of the U.S. Government, February 2021 and Other Periods - Continued**

[\$ millions]

Classification	This Month			Current Fiscal Year to Date			Prior Fiscal Year to Date		
	Gross Outlays	Applicable Receipts	Outlays	Gross Outlays	Applicable Receipts	Outlays	Gross Outlays	Applicable Receipts	Outlays
<b>Independent Agencies: - Continued</b>									
Smithsonian Institution	102	(**)	102	507	(**)	508	483	(**)	483
Tennessee Valley Authority	2,984	3,213	-228	16,819	17,219	-400	23,572	24,301	-729
Other	299	34	266	1,461	346	1,115	1,731	378	1,354
<b>Total--Independent Agencies</b>	<b>11,736</b>	<b>9,049</b>	<b>2,687</b>	<b>82,337</b>	<b>72,755</b>	<b>9,581</b>	<b>81,642</b>	<b>69,940</b>	<b>11,702</b>
<b>Undistributed Offsetting Receipts:</b>									
Other Interest	(**)	.....	(**)	(**)	(**)	(**)	(**)	(**)	-1
Employer Share, Employee Retirement:									
Department of Health and Human Services:									
Federal Hospital Insurance Trust Fund:									
Federal Employer Contributions	-336	.....	-336	-1,746	.....	-1,746	-1,641	.....	-1,641
Postal Service Employer Contributions	-47	.....	-47	-259	.....	-259	-279	.....	-279
Department of State:									
Foreign Service Retirement and Disability Fund	-30	.....	-30	-161	.....	-161	-156	.....	-156
Other Defense Civil Programs:									
Military Retirement Fund	-2,196	.....	-2,196	-20,289	.....	-20,289	-17,348	.....	-17,348
Department of Defense Medicare-Eligible Retiree Health Care Fund	.....	.....	.....	-8,622	.....	-8,622	-8,050	.....	-8,050
Office of Personnel Management:									
Civil Service Retirement and Disability Fund	-3,224	.....	-3,224	-17,355	.....	-17,355	-15,337	.....	-15,337
Social Security Administration:									
Federal Old-Age and Survivors Insurance Trust Fund:									
Federal Employer Contributions	-1,385	.....	-1,385	-6,680	.....	-6,680	-6,358	.....	-6,358
Federal Disability Insurance Trust Fund:									
Federal Employer Contributions	-235	.....	-235	-1,134	.....	-1,134	-1,080	.....	-1,080
Other	-3	.....	-3	-3	.....	-3	-2	.....	-2
Total--Employer Share, Employee Retirement	-7,455	.....	-7,455	-56,249	.....	-56,249	-50,252	.....	-50,252
Interest Received by Trust Funds:									
Judicial Branch:									
Judicial Survivors Annuity Fund	-5	.....	-5	-9	.....	-9	-9	.....	-9
Department of Health and Human Services:									
Federal Hospital Insurance Trust Fund	-18	.....	-18	-1,189	.....	-1,189	-3,021	.....	-3,021
Federal Supplementary Medical Insurance Trust Fund	-34	.....	-34	-820	.....	-820	-1,191	.....	-1,191
Department of Homeland Security:									
Oil Spill Liability Trust Fund	-10	.....	-10	-29	.....	-29	-52	.....	-52
Other	-3	.....	-3	-12	.....	-12	-21	.....	-21
Department of Labor:									
Unemployment Trust Fund	-10	.....	-10	-648	.....	-648	-1,030	.....	-1,030
Department of State:									
Foreign Service Retirement and Disability Fund	(**)	.....	(**)	-239	.....	-239	-267	.....	-267
Department of Transportation:									
Airport and Airway Trust Fund	-1	.....	-1	-107	.....	-107	-192	.....	-192
Department of Veterans Affairs:									
National Service Life Insurance Fund	(**)	.....	(**)	-32	.....	-32	-44	.....	-44
United States Government Life Insurance Fund	(**)	.....	(**)	(**)	.....	(**)	(**)	.....	(**)
Corps of Engineers	-8	.....	-8	-39	.....	-39	-80	.....	-80
Other Defense Civil Programs:									
Military Retirement Fund	-4,983	.....	-4,983	2,109	.....	2,109	-4,965	.....	-4,965
Educational Benefits Fund	-7	.....	-7	-14	.....	-14	-8	.....	-8
Armed Forces Retirement Home	(**)	.....	(**)	(**)	.....	(**)	-1	.....	-1
Environmental Protection Agency	(**)	.....	(**)	-1	.....	-1	-10	.....	-10
Office of Personnel Management:									
Civil Service Retirement and Disability Fund	-5	.....	-5	-11,647	.....	-11,647	-12,689	.....	-12,689
Social Security Administration:									
Federal Old-Age and Survivors Insurance Trust Fund	-54	.....	-54	-35,470	.....	-35,470	-38,137	.....	-38,137
Federal Disability Insurance Trust Fund	-4	.....	-4	-1,340	.....	-1,340	-1,414	.....	-1,414
Independent Agencies:									
Railroad Retirement Board	-13	.....	-13	-22	.....	-22	-35	.....	-35
Other	-5	.....	-5	-7	.....	-7	-18	.....	-18
Other	-35	.....	-35	-92	.....	-92	-325	.....	-325
Total--Interest Received by Trust Funds	-5,196	.....	-5,196	-49,608	.....	-49,608	-63,508	.....	-63,508
Rents and Royalties on the Outer Continental Shelf Lands	.....	292	-292	.....	1,099	-1,099	.....	2,003	-2,003
Spectrum Auction Proceeds	-4,476	.....	-4,476	-4,476	.....	-4,476	.....	.....	.....
<b>Total--Undistributed Offsetting Receipts</b>	<b>-17,127</b>	<b>292</b>	<b>-17,419</b>	<b>-110,333</b>	<b>1,099</b>	<b>-111,432</b>	<b>-113,760</b>	<b>2,003</b>	<b>-115,763</b>
<b>Total Outlays</b>	<b>593,703</b>	<b>34,467</b>	<b>559,236</b>	<b>2,697,584</b>	<b>214,596</b>	<b>2,482,988</b>	<b>2,203,584</b>	<b>212,369</b>	<b>1,991,215</b>
<b>Total On-Budget</b>	<b>495,520</b>	<b>28,810</b>	<b>466,710</b>	<b>2,244,735</b>	<b>164,626</b>	<b>2,080,109</b>	<b>1,780,162</b>	<b>170,504</b>	<b>1,609,658</b>
<b>Total Off-Budget</b>	<b>98,183</b>	<b>5,657</b>	<b>92,526</b>	<b>452,849</b>	<b>49,971</b>	<b>402,879</b>	<b>423,422</b>	<b>41,865</b>	<b>381,557</b>

**Table 5. Outlays of the U.S. Government, February 2021 and Other Periods - Continued**

[\$ millions]

Classification	This Month			Current Fiscal Year to Date			Prior Fiscal Year to Date		
	Gross Outlays	Applicable Receipts	Outlays	Gross Outlays	Applicable Receipts	Outlays	Gross Outlays	Applicable Receipts	Outlays
<b>Total Surplus (+) or Deficit (-)</b>			<b>-310,922</b>			<b>-1,046,654</b>			<b>-624,465</b>
<b>Total On-Budget</b>			<b>-292,858</b>			<b>-1,033,957</b>			<b>-619,563</b>
<b>Total Off-Budget</b>			<b>-18,064</b>			<b>-12,697</b>			<b>-4,902</b>

**MEMORANDUM**

Receipts Offset Against Outlays (In Millions)

	Current Fiscal Year to Date	Comparable Period Prior Fiscal Year
Proprietary Receipts	96,849	96,186
Intrabudgetary Transactions	607,744	397,036
Governmental Receipts	8,764	5,978
<b>Total Receipts Offset Against Outlays</b>	<b>713,357</b>	<b>499,199</b>

1 Includes \$8 billion for Economic Impact Payments to individuals and families.

2 Includes \$148 billion for Economic Impact Payments to individuals and families.

3 Includes FICA and SECA tax credits, non-contributory military service credits, special benefits for the aged and credit for the unnegotiated OASI benefit

checks.

Note: Details may not add to totals due to rounding.

... No Transactions

(\*\*) Less than absolute value of \$500,000



**Table 6. Means of Financing the Deficit or Disposition of Surplus by the U.S. Government, February 2021 and Other Periods**

[\$ millions]

Assets and Liabilities Directly Related to Budget Off-Budget Activity	Net Transactions (-) denotes net reduction of either liability or asset accounts			Account Balances Current Fiscal Year		
	This Month	Fiscal Year to Date		Beginning of		Close of This Month
		This Year	Prior Year	This Year	This Month	
<b>Liability Accounts:</b>						
Borrowing from the Public:						
Treasury Securities, Issued Under General Financing Authorities:						
Debt Held by the Public	111,822	736,785	603,958	21,018,951	21,643,914	21,755,736
Intragovernmental Holdings	5,988	220,187	86,600	5,926,439	6,140,638	6,146,627
Total Treasury Securities Outstanding	117,811	956,973	690,557	26,945,391	27,784,553	27,902,364
Plus Premium on Treasury Securities	61	4,379	-220	45,620	49,938	49,999
Less Discount on Treasury Securities	1,421	5,433	9,158	110,053	114,065	115,486
Total Treasury Securities Net of Premium and Discount	116,451	955,918	681,180	26,880,958	27,720,425	27,836,876
Agency Securities, Issued Under Special Financing Authorities (See Schedule B; for Other Agency Borrowing, See Schedule C)						
Total Federal Securities	-224	-248	-699	20,151	20,127	19,903
	116,226	955,670	680,481	26,901,109	27,740,552	27,856,779
Deduct:						
Federal Securities Held as Investments of Government Accounts (See Schedule D)						
Less Discount on Federal Securities Held as Investments of Government Accounts	6,161	219,757	86,579	5,907,764	6,121,360	6,127,521
Net Federal Securities Held as Investments of Government Accounts	140	-233	-819	25,727	25,354	25,494
	6,021	219,990	87,398	5,882,037	6,096,007	6,102,027
Total Borrowing from the Public	110,206	735,680	593,083	21,019,071	21,644,545	21,754,751
Accrued Interest Payable to the Public	-29,804	-8,397	-5,041	70,656	92,063	62,259
Allocations of Special Drawing Rights	-54	1,120	352	49,709	50,883	50,829
Uninvested Balances, Deposit Funds	-6,747	-2,392	1,927	32,151	36,506	29,759
Miscellaneous Liability Accounts (Includes Checks Outstanding Etc.)	-1,260	5,128	16,957	25,940	32,328	31,068
<b>Total Liability Accounts</b>	<b>72,342</b>	<b>731,139</b>	<b>607,278</b>	<b>21,197,527</b>	<b>21,856,324</b>	<b>21,928,666</b>
<b>Asset Accounts (Deduct)</b>						
Cash and Monetary Assets:						
U.S. Treasury Operating Cash:						
Federal Reserve Account <sup>1</sup>	-196,886	-367,214	-25,232	1,781,679	1,611,352	1,414,465
Balance	-196,886	-367,214	-25,232	1,781,679	1,611,352	1,414,465
Special Drawing Rights:						
Total Holdings	-48	1,180	471	51,733	52,962	52,913
SDR Certificates Issued to Federal Reserve Banks	.....	.....	.....	-5,200	-5,200	-5,200
Balance	-48	1,180	471	46,533	47,762	47,713
Reserve Position on the U.S. Quota in the IMF:						
U.S. Subscription to International Monetary Fund:						
Direct Quota Payments	.....	.....	.....	111,629	111,629	111,629
Maintenance of Value Adjustments	-127	2,631	828	5,191	7,949	7,822
Letter of Credit Issued to IMF	-82	1,918	219	-82,546	-80,546	-80,628
Dollar Deposits with the IMF	4	-10	-30	-365	-378	-375
Receivable/Payable (-) for Interim Maintenance of Value Adjustments	91	-1,910	-661	-2,698	-4,699	-4,608
Balance	-115	2,629	356	31,211	33,955	33,840
Loans to International Monetary Fund	.....	.....	-249	1,770	1,770	1,770
Other Cash and Monetary Assets	129	311	-219	26,236	26,417	26,547
Total Cash and Monetary Assets	-196,920	-363,093	-24,874	1,887,429	1,721,256	1,524,335
Non-Federal Securities of the National Railroad Retirement Investment Trust						
Net Activity, Guaranteed Loan Financing (See Schedule E)	-206	988	701	24,358	25,551	25,345
Net Activity, Direct Loan Financing (See Schedule E)	-50,942	70,893	-474	-466,713	-344,878	-395,820
Miscellaneous Asset Accounts	8,717	-25,019	7,519	1,613,268	1,579,532	1,588,249
	735	1,439	80	-677	26	761
<b>Total Asset Accounts</b>	<b>-238,616</b>	<b>-314,793</b>	<b>-17,048</b>	<b>3,057,664</b>	<b>2,981,487</b>	<b>2,742,871</b>
<b>Excess of Liabilities (+) or Assets (-)</b>	<b>310,957</b>	<b>1,045,932</b>	<b>624,326</b>	<b>18,139,863</b>	<b>18,874,837</b>	<b>19,185,795</b>
Transactions Not Applied to Current Year's Surplus or Deficit (See Schedule A for Details)	-36	721	139	.....	757	721
<b>Total Budget and Off-Budget Federal Entities (Financing of Deficit (+) or Disposition of Surplus (-))</b>	<b>310,922</b>	<b>1,046,654</b>	<b>624,465</b>	<b>18,139,863</b>	<b>18,875,594</b>	<b>19,186,515</b>

1 Major sources of information used to determine Treasury's operating cash balance include Federal Reserve Banks, Treasury Regional Finance Centers, Internal Revenue Service Centers, various electronic systems, and information on the Public Debt. Information is presented on a modified cash basis. Deposits are

reflected as received and withdrawals are reflected as processed.

Note: Details may not add to totals due to rounding.

... No Transactions

**Table 6. Schedule A-Analysis of Change in Excess of Liabilities of the U.S. Government, February 2021 and Other Periods**

Classification	[\$ millions]		
	This Month	Fiscal Year to Date	
		This Year	Prior Year
<b>Excess of Liabilities Beginning of Period:</b>			
Based on Composition of Unified Budget in Preceding Period	18,874,837	18,139,863	14,950,418
Adjustments During Current Fiscal Year for Changes in Composition of Unified Budget:			
Revisions by Federal Agencies to the Prior Budget Results	.....	.....	58,380
Excess of Liabilities Beginning of Period (Current Basis)	18,874,837	18,139,863	15,008,798
<b>Budget Surplus (-) or Deficit:</b>			
Based on Composition of Unified Budget in Prior Fiscal Year	310,922	1,046,654	624,465
Total Surplus (-) or Deficit (Table 2)	310,922	1,046,654	624,465
Total-On-Budget (Table 2)	292,859	1,033,957	619,563
Total-Off-Budget (Table 2)	18,064	12,697	4,902
<b>Transactions Not Applied to Current Year's Surplus or Deficit:</b>			
Premium/Discount on Buyback of U.S. Treasury Securities	.....	.....	(**)
Other	36	-721	-139
Total-Transactions Not Applied to Current Year's Surplus or Deficit	36	-721	-139
<b>Excess of Liabilities Close of Period</b>	<b>19,185,795</b>	<b>19,185,795</b>	<b>15,633,124</b>

Note: Details may not add to totals due to rounding. (\*\*) Less than absolute value of \$500,000  
... No Transactions

**Table 6. Schedule B-Securities Issued by Federal Agencies Under Special Financing Authorities, February 2021 and Other Periods**

Classification	[\$ millions]					
	This Month	Net Transactions (-) denotes net reduction of liability accounts		Account Balances Current Fiscal Year		
		Fiscal Year to Date		Beginning of		Close of
		This Year	Prior Year	This Year	This Month	This Month
<b>Agency Securities, Issued Under Special Financing Authorities:</b>						
<b>Obligations Guaranteed by the United States, Issued By:</b>						
<b>Department of Housing and Urban Development:</b>						
Federal Housing Administration	.....	.....	.....	19	19	19
<b>Obligations Not Guaranteed by the United States, Issued By:</b>						
<b>Legislative Branch:</b>						
Architect of the Capitol	-8	-7	-6	58	59	51
<b>Independent Agencies:</b>						
Federal Communications Commission	.....	.....	.....	(**)	(**)	(**)
National Archives and Records Administration	.....	.....	.....	(**)	(**)	(**)
Tennessee Valley Authority	-216	-242	-693	20,075	20,049	19,833
<b>Total Agency Securities</b>	<b>-224</b>	<b>-248</b>	<b>-699</b>	<b>20,151</b>	<b>20,127</b>	<b>19,903</b>

Note: Details may not add to totals due to rounding. (\*\*) Less than absolute value of \$500,000  
... No Transactions

**Table 6. Schedule C (Memorandum)-Federal Agency Borrowing Financed Through the Issue of Treasury Securities, February 2021 and Other Periods**

Classification	[\$ millions]					
	Transactions			Account Balances Current Fiscal Year		
	This Month	Fiscal Year to Date		Beginning of		Close of This Month
This Year		Prior Year	This Year	This Month		
<b>Borrowing from the US Treasury:</b>						
Department of Agriculture:						
Farm Service Agency:						
Commodity Credit Corporation	-318	-15,498	-3,725	27,609	12,429	12,111
Agricultural Credit Insurance Fund	183	1,207	1,114	14,721	15,746	15,929
Farm Storage Facility Loans	-22	146	120	1,242	1,410	1,388
Apple Loans Fund	.....	.....	.....	(**)	(**)	(**)
Emergency Boll Weevil Loan Fund	.....	-3	-1	3	(**)	(**)
Rural Housing Service:						
Rural Housing Insurance	92	393	458	18,838	19,140	19,231
Rural Community Facility Loans Fund	59	682	570	11,096	11,719	11,778
Multifamily Housing Revitalization Loan Account	2	11	32	549	558	560
Rural Business - Cooperative Service:						
Rural Business and Industry Loans	.....	.....	.....	63	63	63
Rural Development Loan Fund	1	4	5	300	303	304
Rural Economic Development Loan Fund	1	17	9	218	234	235
Renewable Energy Guaranteed Loan Account	.....	.....	.....	1	1	1
Rural Microenterprise Investment Loans	(**)	1	1	44	45	45
Biorefinery Assistance Loan Account	.....	.....	.....	5	5	5
Rural Utilities Service:						
Rural Water and Waste Disposal Fund	96	466	413	14,002	14,372	14,468
Rural Electrification and Telecommunications Fund	20	128	107	6,679	6,787	6,807
Rural Telephone Bank	.....	.....	.....	89	89	89
Distance Learning and Telemedicine Program	1	8	3	626	633	634
Foreign Agricultural Service	.....	.....	.....	363	363	363
Department of Commerce:						
National Oceanic and Atmospheric Administration:						
Fisheries Finance	3	62	11	388	446	450
Department of Defense--Military Programs:						
Family Housing Improvement Loans	.....	24	.....	1,663	1,686	1,686
Department of Education:						
College Housing and Academic Facilities Loans	.....	(**)	(**)	14	13	13
Historically Black College and University Capital Financing Fund	.....	.....	.....	50	50	50
Federal Direct Student Loans	.....	60,739	63,676	1,175,642	1,236,381	1,236,381
Teach Grant Loans	.....	18	37	711	728	728
Temporary Student Loan Purchase Authority	.....	-333	-395	33,252	32,920	32,920
Federal Family Education Loans	.....	.....	.....	40,202	40,202	40,202
Department of Energy:						
Bonneville Power Administration Fund	-50	-119	250	5,649	5,580	5,530
Western Area Power Administration - Recovery Act	.....	.....	.....	76	76	76
Advanced Technology Vehicles Manufacturing Loans	.....	109	.....	180	289	289
Title 17 Innovative Technology Loans	.....	188	33	727	914	914
Department of Health and Human Services:						
Consumer Operated and Oriented Plan	.....	.....	.....	149	149	149
Consumer Operated and Oriented Plan Program Contingency Fund	.....	.....	.....	58	58	58
Department of Homeland Security:						
National Flood Insurance Fund	.....	.....	.....	20,525	20,525	20,525
Disaster Assistance Loan Fund	1	11	1	71	81	82
Department of Housing and Urban Development:						
Public and Indian Housing Programs:						
Low-Rent Public Housing - Loans and Other Expenses	.....	.....	.....	19	19	19
Native Hawaiian Housing Loans	(**)	(**)	1	1	1	1
Housing Programs:						
Federal Housing Administration	.....	.....	.....	51,817	51,817	51,817
Home Ownership Preservation Equity Fund	.....	.....	.....	6	6	6
Green Retrofit Program for Multifamily Housing-Recovery Act	.....	.....	.....	10	10	10
Department of the Interior:						
Bureau of Indian Affairs and Bureau of Indian Education	.....	.....	.....	2	2	2
Bureau of Reclamation Loan Fund	.....	.....	.....	28	28	28
Assistance to American Samoa Loan Fund	.....	(**)	(**)	8	8	8

**Table 6. Schedule C (Memorandum)-Federal Agency Borrowing Financed Through the Issue of Treasury Securities, February 2021 and Other Periods - Continued**

Classification	Transactions			Account Balances Current Fiscal Year		
	This Month	Fiscal Year to Date		Beginning of		Close of This Month
		This Year	Prior Year	This Year	This Month	
<b>Borrowing from the US Treasury: - Continued</b>						
Department of Labor:						
Black Lung Disability Trust Fund	.....	-110	110	4,752	4,642	4,642
Department of State:						
Repatriation Loans	.....	1	2	5	6	6
Department of Transportation:						
Federal Highway Administration:						
Transportation Infrastructure Finance and Innovation Fund	25	364	763	15,155	15,494	15,519
Federal Railroad Administration:						
Railroad Rehabilitation and Improvement Loan Fund	.....	.....	(**)	1,403	1,403	1,403
Other	.....	.....	.....	(**)	(**)	(**)
Minority Business Resource Center Fund	.....	.....	.....	(**)	(**)	(**)
Maritime Administration:						
Maritime Guaranteed Loan (Title XI) Fund	.....	.....	.....	125	125	125
Department of the Treasury:						
Departmental Offices:						
Community Development Financial Institutions Fund	(**)	2	2	102	104	104
Temporary Credit and Liquidity Program	.....	.....	.....	2,357	2,357	2,357
Troubled Asset Relief Program	.....	.....	-2	22	22	22
Small Business Lending Financing Fund	.....	.....	.....	47	47	47
ESF - Economic Stabilization Program	-65	-61,733	.....	87,102	25,434	25,369
Federal Financing Bank Revolving Fund	328	1,502	1,919	71,373	72,547	72,875
Department of Veterans Affairs:						
Veterans Housing Benefit Program Fund	.....	613	50	503	1,116	1,116
Native American Veteran Housing Fund	.....	6	4	80	86	86
Vocational Rehabilitation Loan Fund	.....	2	2	1	3	3
Corps of Engineers:						
Washington Aqueduct	.....	(**)	(**)	(**)	.....	.....
Environmental Protection Agency:						
Water Infrastructure Finance and Innovation Loan Program	44	151	164	222	328	372
International Assistance Programs:						
International Security Assistance:						
Foreign Military Loan Program	.....	.....	.....	1,756	1,756	1,756
Overseas Private Investment Corporation	.....	.....	-3,829	.....	.....	.....
United States International Development Finance Corporation	95	1,598	4,165	4,678	6,181	6,276
Small Business Administration:						
Business Loan Fund	(**)	9	-1	2,528	2,537	2,537
Disaster Loan Fund	4,869	16,782	-475	173,646	185,559	190,428
Independent Agencies:						
Export-Import Bank of the United States	.....	2	.....	15,388	15,390	15,390
Presidio Trust	.....	.....	.....	45	45	45
Railroad Retirement Board:						
Social Security Equivalent Benefit Account	389	2,226	1,800	4,384	6,222	6,611
Smithsonian Institution:						
John F. Kennedy Center Parking Facilities	.....	.....	.....	20	20	20
Other:						
Borrowing from the US Treasury - Other	.....	(**)	.....	(**)	(**)	(**)
<b>Total Borrowing from the US Treasury</b>	<b>5,752</b>	<b>9,675</b>	<b>67,391</b>	<b>1,813,390</b>	<b>1,817,313</b>	<b>1,823,065</b>
<b>Borrowing from the Federal Financing Bank:</b>						
Department of Agriculture:						
Rural Utilities Service:						
Rural Electrification and Telecommunications Fund	234	985	462	46,652	47,404	47,638
Department of Education:						
Historically Black College and University Capital Financing Fund	9	24	15	1,502	1,517	1,526
Department of Energy:						
Advanced Technology Vehicles Manufacturing Loans	.....	-148	-148	1,027	880	880
Title 17 Innovative Technology Loans	-54	310	797	14,421	14,785	14,731
Department of Health and Human Services:						
Health Maintenance Organization Loan and Loan Guarantee Fund	.....	.....	.....	(**)	(**)	(**)
Department of Housing and Urban Development:						
Housing Programs:						

**Table 6. Schedule C (Memorandum)-Federal Agency Borrowing Financed Through the Issue of Treasury Securities, February 2021 and Other Periods - Continued**

[\$ millions]

Classification	Transactions			Account Balances Current Fiscal Year		
	This Month	Fiscal Year to Date		Beginning of		Close of This Month
		This Year	Prior Year	This Year	This Month	
<b>Borrowing from the Federal Financing Bank: - Continued</b>						
Federal Housing Administration	133	153	286	2,364	2,384	2,518
Department of Transportation:						
Maritime Administration:						
Maritime Guaranteed Loan (Title XI) FFB Financing Account	.....	-4	.....	326	322	322
Department of the Treasury:						
Departmental Offices:						
Community Development Financial Institutions Fund	2	12	31	1,155	1,165	1,167
Department of Veterans Affairs:						
Guaranteed Transitional Housing Loans for Homeless Veterans	.....	(**)	(**)	4	4	4
Independent Agencies:						
Postal Service	.....	.....	.....	14,000	14,000	14,000
<b>Total Borrowing from the Federal Financing Bank</b>	<b>324</b>	<b>1,333</b>	<b>1,444</b>	<b>81,451</b>	<b>82,460</b>	<b>82,784</b>

Note: Details may not add to totals due to rounding.

Note: This table includes lending by the Federal Financing Bank accomplished by the purchase of agency financial assets, by the acquisition of agency debt securities, and by direct loans on behalf of an agency. The Federal Financing Bank borrows from Treasury and issues its own securities and in turn may loan

these funds to agencies in lieu of agencies borrowing directly through Treasury or issuing their own securities.

... No Transactions

(\*\*) Less than absolute value of \$500,000

**Table 6. Schedule D-Investments of Federal Government Accounts in Federal Securities, February 2021 and Other Periods**  
 [\$ millions]

Classification	Net Purchases or Sales (-)			Securities Held as Investments Current Fiscal Year		
	This Month	Fiscal Year to Date		Beginning of		Close of This Month
		This Year	Prior Year	This Year	This Month	
<b>Federal Funds:</b>						
Department of Agriculture	.....	-12	(**)	238	226	226
Department of Commerce	.....	2	2	.....	2	2
Department of Defense--Military Programs:						
Defense Cooperation Account	.....	.....	.....	8	8	8
Department of Energy	-61	-117	117	56,008	55,952	55,891
Department of Health and Human Services	.....	15,979	11,006	.....	15,979	15,979
Department of Homeland Security	706	641	208	1,645	1,581	2,287
Department of Housing and Urban Development:						
Housing Programs:						
Federal Housing Administration Fund	-18	4,054	3,297	67,937	72,009	71,990
Government National Mortgage Association:						
Guarantees of Mortgage-Backed Securities	(**)	2,324	107	8,525	10,848	10,849
Department of the Interior	173	1,881	221	10,350	12,058	12,231
Department of Justice	(**)	(**)	7	168	168	168
Department of Labor	-324	2,593	3,183	45,575	48,491	48,167
Department of State:						
Foreign Service Retirement and Disability Fund	1	5	5	33	37	38
Other	.....	(**)	(**)	12	12	12
Department of Transportation	-100	-85	-1	2,353	2,367	2,267
Department of the Treasury	-70	202	151	12,472	12,744	12,674
Department of Veterans Affairs:						
Veterans Reopened Insurance Fund	-1	-5	-6	66	61	60
Servicemen'S Group Life Insurance Fund	181	703	453	1,262	1,784	1,965
Other Defense Civil Programs:						
Uniformed Services Retiree Health Care Fund	155	12,533	16,176	268,894	281,273	281,427
International Assistance Programs	22	60	81	6,165	6,203	6,225
Office of Personnel Management:						
Postal Service Contributions	-339	-1,139	-1,005	41,868	41,068	40,729
Independent Agencies:						
Federal Deposit Insurance Corporation:						
Deposit Insurance Fund	548	1,961	758	108,949	110,361	110,910
FSLIC Resolution Fund	(**)	(**)	8	881	882	882
Federal Housing Finance Agency	-21	62	37	98	182	160
National Credit Union Administration	-63	700	1,039	17,791	18,554	18,491
Postal Service	-173	1,018	-77	14,991	16,182	16,009
Tennessee Valley Authority	.....	.....	-25	.....	.....	.....
Other	.....	.....	.....	.....	.....	.....
Treasury Securities	203	109	-255	11,325	11,230	11,434
Other	54	-1,929	261	3,913	1,930	1,984
Total Treasury Securities	873	41,541	35,748	681,526	722,193	723,066
<b>Total Federal Funds</b>	<b>873</b>	<b>41,541</b>	<b>35,748</b>	<b>681,526</b>	<b>722,193</b>	<b>723,066</b>
<b>Trust Funds:</b>						
Legislative Branch:						
Library of Congress	2	2	-1	25	25	27
United States Tax Court	(**)	(**)	(**)	13	13	13
Other	(**)	5	4	31	36	36
Judicial Branch:						
Judicial Retirement Funds	-16	214	205	1,443	1,673	1,657
Department of Agriculture	.....	.....	.....	6	6	6
Department of Commerce	1,366	1,379	-727	7,666	7,678	9,044
Department of Defense--Military Programs:						
Voluntary Separation Incentive Fund	3	1	2	75	73	76
Other	-74	-180	1	1,795	1,688	1,615
Department of Health and Human Services:						
Federal Supplementary Medical Insurance Trust Fund	33,564	85,204	-9,076	87,477	139,117	172,681
Other	-10,218	-5,993	-15,543	137,733	141,958	131,740
Department of Homeland Security	11	262	7	9,400	9,651	9,662
Department of the Interior	3	5	4	104	107	110
Department of Labor:						
Unemployment Trust Fund	-800	4,811	-1,564	50,515	56,126	55,326
Other	11	2	1	47	37	49
Department of State:						

**Table 6. Schedule D-Investments of Federal Government Accounts in Federal Securities, February 2021 and Other Periods - Continued**  
 [\$ millions]

Classification	Net Purchases or Sales (-)			Securities Held as Investments Current Fiscal Year		
	This Month	Fiscal Year to Date		Beginning of		Close of This Month
		This Year	Prior Year	This Year	This Month	
<b>Trust Funds - Continued</b>						
Foreign Service Retirement and Disability Fund	-53	-6	312	19,981	20,027	19,974
Other	(**)	-3	-1	46	43	43
Department of Transportation:						
Airport and Airway Trust Fund	7	9,526	778	7,900	17,420	17,426
Highway Trust Fund	130	10,975	-3,438	12,081	22,927	23,056
Department of the Treasury	-81	-483	-465	3,727	3,325	3,244
Department of Veterans Affairs:						
General Post Fund, National Homes	.....	10	-12	112	122	122
National Service Life Insurance	-47	-193	-198	1,946	1,800	1,753
United States Government Life Insurance Fund	(**)	(**)	(**)	2	2	2
Veterans Special Life Insurance Fund	-19	-60	-54	1,222	1,181	1,162
Corps of Engineers	127	657	240	9,288	9,818	9,946
Other Defense Civil Programs:						
Military Retirement Fund	1,920	89,987	92,808	916,264	1,004,331	1,006,251
Other	-2	-21	-34	1,143	1,124	1,122
Environmental Protection Agency	634	756	644	5,828	5,950	6,585
National Aeronautics and Space Administration	1	1	-1	15	15	16
Office of Personnel Management:						
Civil Service Retirement and Disability Fund						
Treasury Securities	-3,935	-6,977	-7,623	962,083	959,042	955,107
Employees Life Insurance Fund	552	729	274	49,129	49,306	49,858
Employees and Retired Employees Health Benefits Fund	-299	423	-904	28,331	29,053	28,754
Social Security Administration:						
Federal Old-Age and Survivors Insurance Trust Fund	-16,902	-13,276	-1,798	2,811,213	2,814,839	2,797,938
Federal Disability Insurance Trust Fund	-901	-321	-2,937	97,209	97,789	96,888
Independent Agencies:						
Harry S Truman Scholarship Foundation	.....	-4	-5	34	30	30
Japan-United States Friendship Commission	.....	3	.....	33	36	36
Railroad Retirement Board						
Treasury Securities	125	651	-303	1,736	2,261	2,387
Agency Securities	.....	.....	.....	1	1	1
Other	.....	.....	.....	.....	.....	.....
Treasury Securities	178	129	237	585	537	714
Total Treasury Securities	5,288	178,216	50,831	5,226,238	5,399,167	5,404,454
Total Agency Securities	.....	.....	.....	1	1	1
<b>Total Trust Funds</b>	<b>5,288</b>	<b>178,216</b>	<b>50,831</b>	<b>5,226,239</b>	<b>5,399,168</b>	<b>5,404,455</b>
<b>Grand Total</b>	<b>6,161</b>	<b>219,757</b>	<b>86,579</b>	<b>5,907,764</b>	<b>6,121,360</b>	<b>6,127,521</b>

Note: Details may not add to totals due to rounding.

Note: Investments are in Treasury securities unless otherwise noted.

... No Transactions

(\*\*) Less than absolute value of \$500,000

**Table 6. Schedule E-Net Activity, Guaranteed and Direct Loan Financing, February 2021 and Other Periods**  
 [\$ millions]

Classification	Net Transactions (-) denotes net reduction of asset accounts			Account Balances Current Fiscal Year		
	This Month	Fiscal Year to Date		Beginning of		Close of This Month
		This Year	Prior Year	This Year	This Month	
<b>Guaranteed Loan Financing Activity:</b>						
Department of Agriculture:						
Farm Service Agency:						
Commodity Credit Corporation Export Fund	-1	-3	-32	161	159	158
Agricultural Credit Insurance Fund	-2	4	4	-208	-202	-204
Natural Resources Conservation Service:						
Agricultural Resource Conservation Demonstration Program	.....	.....	.....	(**)	(**)	(**)
Rural Housing Service:						
Rural Community Facility Loans	(**)	-1	1	-31	-32	-32
Rural Housing Insurance Fund	-16	-117	3	-135	-237	-252
Rural Business - Cooperative Service:						
Rural Business and Industry Loans	-14	-50	-27	-105	-142	-155
Renewable Energy Guaranteed Loan Account	-3	-4	-5	-35	-36	-39
Biorefinery Assistance Loan Account	-1	-1	-1	-38	-38	-39
Rural Utilities Service:						
Rural Water and Waste Disposal Fund	.....	(**)	(**)	-25	-25	-25
Department of Commerce:						
General Administration:						
Emergency Oil, Gas, and Steel Account	.....	.....	.....	5	5	5
Department of Defense--Military Programs						
.....						
Department of Education:						
Office of Student Financial Assistance:						
Federal Family Education Loans	-222	-1,266	-860	21,245	20,201	19,979
Department of Energy:						
Title 17 Innovative Technology Loans	.....	(**)	-4	-184	-185	-185
Department of Health and Human Services:						
Health Resources and Services Administration:						
Health Center Loans	(**)	(**)	.....	-1	-1	-1
Health Education Assistance Loans	.....	.....	.....	-70	-70	-70
Department of Housing and Urban Development:						
Public and Indian Housing Programs:						
Indian Housing Loans	(**)	-6	-2	-123	-129	-129
Native Hawaiian Housing Loans	(**)	(**)	(**)	-3	-3	-3
Community Planning and Development:						
Community Development Loans	(**)	(**)	(**)	-5	-6	-6
Housing Programs:						
FHA-Mutual Mortgage Insurance Loans	349	1,275	876	32,402	33,329	33,678
FHA-General and Special Risk Fund	79	560	605	2,328	2,809	2,888
Home Ownership Preservation Entity Fund	(**)	(**)	(**)	1	1	1
Government National Mortgage Association:						
Guarantees of Mortgage-Backed Securities	-141	-731	-752	6,350	5,760	5,619
Department of the Interior:						
Bureau of Indian Affairs and Bureau of Indian Education	-1	-6	-2	-85	-91	-91
Department of Transportation:						
Office of the Secretary:						
Minority Business Resource Center Fund	.....	.....	.....	(**)	(**)	(**)
Federal Highway Administration:						
Transportation Infrastructure Finance and Innovation Fund	.....	.....	.....	(**)	(**)	(**)
Maritime Administration:						
Maritime Guaranteed Loan (Title XI) Fund	(**)	(**)	1	11	11	11
Department of the Treasury:						
Departmental Offices:						
Air Transportation Stabilization Fund	.....	.....	.....	(**)	(**)	(**)
Troubled Assets Insurance Financing Fund	.....	.....	.....	(**)	(**)	(**)
Troubled Asset Relief Program	.....	.....	(**)	-1	-1	-1
Department of Veterans Affairs:						
Veterans Benefits Administration:						
Veterans Housing Benefit Program Fund	-29	-441	-117	-8,103	-8,515	-8,544
International Assistance Programs:						
Agency for International Development:						



**Table 6. Schedule E-Net Activity, Guaranteed and Direct Loan Financing, February 2021 and Other Periods - Continued**  
 [\$ millions]

Classification	Net Transactions (-) denotes net reduction of asset accounts			Account Balances Current Fiscal Year		
	This Month	Fiscal Year to Date		Beginning of		Close of This Month
		This Year	Prior Year	This Year	This Month	
<b>Guaranteed Loan Financing Activity: - Continued</b>						
Ukraine Export Credit Insurance Fund	.....	.....	.....	-910	-910	-910
Loan Guarantees to Israel	.....	.....	.....	-1,083	-1,083	-1,083
Urban and Environmental Credit Guaranteed Loans	.....	.....	2	-38	-38	-38
Microenterprise and Small Enterprise Development Development Credit Authority Loan Fund	.....	.....	.....	(**)	(**)	(**)
Tunisia Loan Fund	.....	.....	2	-99	-99	-99
Overseas Private Investment Corporation	.....	.....	.....	-1,175	-1,175	-1,175
United States International Development Finance Corporation	.....	.....	23	278	278	278
Microenterprise and Small Enterprise Development	-13	81	-2	-5	88	75
Urban and Environmental Credit	.....	.....	.....	(**)	(**)	(**)
Small Business Administration:	(**)	2	.....	4	6	6
Business Loan Fund	-50,987	71,125	-172	-516,704	-394,592	-445,579
Independent Agencies:						
Export-Import Bank of the United States	14	236	-15	-277	-55	-41
<b>Net Activity, Guaranteed Loan Financing</b>	<b>-50,986</b>	<b>70,658</b>	<b>-474</b>	<b>-466,713</b>	<b>-345,069</b>	<b>-396,054</b>
<b>Direct Loan Financing Activity:</b>						
Department of Agriculture:						
Farm Service Agency:						
Agricultural Credit Insurance Fund	29	-22	66	13,003	12,952	12,981
Farm Storage Facility Loans	7	75	37	866	934	941
Apple Loans Fund	.....	.....	.....	(**)	(**)	(**)
Emergency Boll Weevil Loan Fund	.....	-2	-2	2	(**)	(**)
Rural Housing Service:						
Rural Community Facility Loans Fund	-10	324	277	10,145	10,479	10,469
Rural Housing Insurance Fund	-53	-355	-236	15,588	15,286	15,232
Multifamily Housing Revitalization Loan Account	1	5	15	478	482	483
Rural Business - Cooperative Service:						
Rural Business and Industry Loan Fund	(**)	-1	(**)	(**)	-1	-1
Rural Development Loan Fund	-1	-14	-11	274	261	260
Rural Economic Development Loan Fund	-2	3	-7	184	189	187
Rural Microenterprise Investment Loans	(**)	-1	-1	40	39	39
Rural Utilities Service:						
Rural Water and Waste Disposal Loans	9	-249	-104	12,163	11,906	11,915
Rural Electrification and Telecommunications Fund	213	944	295	49,609	50,340	50,553
Rural Telephone Bank	-1	-3	-9	74	71	70
Distance Learning and Telemedicine Program	-4	-31	-31	459	432	428
Rural Development Insurance Fund	.....	.....	.....	1,065	1,065	1,065
Foreign Agricultural Service:						
P.L. 480 Direct Loan Fund	-1	-43	-53	335	294	292
International Debt Reduction	.....	-1	-4	-72	-73	-73
Department of Commerce:						
National Oceanic and Atmospheric Administration:						
Fisheries Finance	-2	-14	-8	387	376	373
Department of Defense--Military Programs	-5	-9	-37	1,659	1,655	1,650
Department of Education:						
Office of Postsecondary Education:						
College Housing and Academic Facilities Loans	.....	(**)	(**)	3	3	3
Historically Black College and University Capital Financing Fund	5	90	14	1,330	1,416	1,420
Office of Student Financial Assistance:						
Federal Direct Student Loans	8,253	31,180	15,642	1,147,309	1,170,236	1,178,489
Teach Grant Loans	10	-6	11	670	654	664
Temporary Student Loan Purchase Authority	-162	-861	-2,446	48,326	47,628	47,465
Department of Energy:						
Advanced Technology Vehicles Manufacturing Loans	.....	-39	-148	1,174	1,135	1,135
Title 17 Innovative Technology Loans	-54	634	832	14,293	14,982	14,927
Department of Health and Human Services:						
Consumer Operated and Oriented Plan	-1	-15	-9	118	104	103
Consumer Operated and Oriented Plan Program Contingency Fund	(**)	-1	(**)	56	55	55
Department of Homeland Security:						

**Table 6. Schedule E-Net Activity, Guaranteed and Direct Loan Financing, February 2021 and Other Periods - Continued**

[\$ millions]

Classification	Net Transactions (-) denotes net reduction of asset accounts			Account Balances Current Fiscal Year		
	This Month	Fiscal Year to Date		Beginning of		Close of This Month
		This Year	Prior Year	This Year	This Month	
<b>Direct Loan Financing Activity: - Continued</b>						
Disaster Assistance Loan Fund	(**)	5	-4	34	40	40
Department of Housing and Urban Development:						
Housing Programs:						
Emergency Homeowners' Relief Fund	(**)	(**)	(**)	-1	-2	-2
FHA-Mutual Mortgage Insurance Loans	.....	.....	.....	(**)	(**)	(**)
FHA-General and Special Risk Fund	133	175	311	2,402	2,443	2,577
Green Retrofit Program for Multifamily Housing Fund	(**)	-1	-3	7	6	6
Department of the Interior:						
Bureau of Reclamation	.....	.....	.....	29	29	29
Bureau of Indian Affairs and Bureau of Indian Education	(**)	(**)	(**)	2	1	1
Assistance to American Samoa Loan Fund	.....	.....	.....	8	8	8
Department of State:						
Administration of Foreign Affairs:						
Repatriation Loans	(**)	-2	(**)	2	(**)	(**)
Department of Transportation:						
Federal Highway Administration:						
Transportation Infrastructure Finance and Innovation Fund	(**)	-282	-4,054	14,984	14,703	14,703
Tiger Tifia Loan Fund	.....	-1	-1	62	61	61
Federal Railroad Administration:						
Railroad Rehabilitation and Improvement Loan Fund	-12	-56	-36	1,310	1,266	1,255
Maritime Administration:						
Maritime Guaranteed Loan (Title XI) FFB Financing Account	.....	-4	.....	317	313	313
Department of the Treasury:						
Departmental Offices:						
Community Development Financial Institutions Fund	3	13	29	1,255	1,266	1,268
GSE Mortgage-Backed Securities Purchase Program	.....	.....	.....	4,613	4,613	4,613
Temporary Credit and Liquidity Program	-22	-733	-724	2,200	1,489	1,467
Troubled Asset Relief Program	-1	-1	-3	19	19	17
Small Business Lending Program	-2	-5	-3	45	42	39
ESF - Economic Stabilization Program	-47	-61,739	.....	87,102	25,411	25,364
Bureau of the Fiscal Service	.....	.....	.....	(**)	(**)	(**)
Department of Veterans Affairs:						
Veterans Benefits Administration:						
Veterans Housing Benefit Program Fund	-5	-23	2	406	387	383
Native American Veteran Housing Fund	-1	-3	(**)	69	66	66
Transitional Housing Loans	(**)	(**)	(**)	(**)	(**)	(**)
Vocational Rehabilitation Loan Fund	(**)	(**)	(**)	(**)	(**)	(**)
Environmental Protection Agency:						
Water Infrastructure Finance and Innovation Loan Program	44	140	163	222	317	361
International Assistance Programs:						
International Security Assistance:						
Foreign Military Loan Program	-96	-500	-405	1,724	1,319	1,223
Military Debt Reduction	.....	.....	.....	(**)	(**)	(**)
Agency for International Development:						
International Debt Reduction	.....	.....	-26	-172	-172	-172
Overseas Private Investment Corporation	.....	.....	42	2,902	2,902	2,902
International Monetary Programs	.....	.....	.....	-278	-278	-278
United States International Development Finance Corporation	1	1,089	-101	652	1,740	1,741
International Debt Reduction	.....	.....	.....	-9	-9	-9
Small Business Administration:						
Business Loan Fund	-25	-28	-1	202	199	174
Disaster Loan Fund	521	5,646	-277	162,429	167,555	168,075
Independent Agencies:						
Export-Import Bank of the United States	-34	-758	-1,476	11,197	10,473	10,439
Federal Communications Commission:						
Spectrum Auction Loan Fund	.....	.....	.....	(**)	(**)	(**)
<b>Net Activity, Direct Loan Financing</b>	<b>8,686</b>	<b>-25,478</b>	<b>7,519</b>	<b>1,613,268</b>	<b>1,579,104</b>	<b>1,587,790</b>

Note: Details may not add to totals due to rounding.

Note: Federal credit programs provide benefits to the public in the form of direct loans and loan guarantees. This table reflects cash transactions and balances of the nonbudgetary financing fund accounts that result from the disbursement of loans, collection of fees, repayment of principal, sale of collateral, interest, and subsidy received from the credit program accounts at

net present value in accordance with the Credit Reform Act of 1990. Unreimbursed costs such as administrative expenses and subsidy payments are reported on a cash basis and included within each program's budgetary totals in Table 5.

... No Transactions

(\*\*) Less than absolute value of \$500,000

**Table 7. Receipts and Outlays of the U.S. Government by Month, Fiscal Year 2021**

[\$ millions]

Classification	Oct.	Nov.	Dec.	Jan.	Feb.	March	April	May	June	July	Aug.	Sept.	Fiscal Year to Date	Comparable Period Prior F.Y.
<b>Receipts:</b>														
Individual Income Taxes	108,748	93,775	144,481	231,569	125,827								704,399	671,144
Corporation Income Taxes	9,152	-3,192	62,920	16,463	3,780								89,123	73,864
<b>Social Insurance and Retirement Receipts:</b>														
Employment and General Retirement	93,455	101,445	111,189	115,570	95,323								516,982	497,567
Unemployment Insurance	1,891	3,810	3,666	2,172	3,681								15,220	10,899
Other Retirement	522	466	477	429	434								2,327	2,146
Excise Taxes	4,747	5,602	5,333	3,479	4,904								24,065	33,559
Estate and Gift Taxes	2,149	1,839	2,212	1,680	1,152								9,031	8,572
Customs Duties	6,156	5,965	6,047	5,871	6,323								30,362	34,351
Miscellaneous Receipts	10,879	9,843	9,794	7,419	6,891								44,825	34,648
<b>Total--Receipts This Year</b>	<b>237,698</b>	<b>219,553</b>	<b>346,119</b>	<b>384,651</b>	<b>248,314</b>								<b>1,436,334</b>	.....
<b>(On-Budget)</b>	<b>168,235</b>	<b>144,274</b>	<b>264,479</b>	<b>295,313</b>	<b>173,852</b>								<b>1,046,152</b>	.....
<b>(Off-Budget)</b>	<b>69,463</b>	<b>75,279</b>	<b>81,640</b>	<b>89,338</b>	<b>74,462</b>								<b>390,182</b>	.....
<i>Total--Receipts Prior Year</i>	<i>245,521</i>	<i>225,185</i>	<i>335,805</i>	<i>372,288</i>	<i>187,951</i>								.....	1,366,750
<i>(On-Budget)</i>	<i>181,095</i>	<i>155,648</i>	<i>259,671</i>	<i>281,546</i>	<i>112,136</i>								.....	990,095
<i>(Off-Budget)</i>	<i>64,426</i>	<i>69,537</i>	<i>76,135</i>	<i>90,742</i>	<i>75,815</i>								.....	376,655
<b>Outlays:</b>														
Legislative Branch	505	468	416	449	391								2,228	2,239
Judicial Branch	810	684	656	639	648								3,437	3,487
<b>Department of Agriculture:</b>														
Commodity Credit Corporation	7,742	2,379	2,228	344	-301								12,391	19,598
Foreign Agricultural Service	121	349	128	25	311								935	990
Other	23,995	16,512	18,616	14,316	14,250								87,688	56,833
Department of Commerce	1,282	1,400	2,495	985	940								7,102	6,618
<b>Department of Defense--Military Programs:</b>														
Military Personnel	34,709	8,378	16,869	9,044	12,522								81,523	79,115
Operation and Maintenance	22,969	22,978	24,228	20,963	22,606								113,744	111,539
<b>International Reconstruction and Other Assistance</b>														
	(**)	.....	.....	1	.....								1	2
Procurement	9,329	10,322	13,028	13,229	9,534								55,442	56,057
Research, Development, Test, and Evaluation	7,952	8,251	10,443	7,559	5,964								40,168	37,433
Military Construction	1,020	753	847	560	679								3,859	3,245
Family Housing	86	96	120	99	95								495	423
Revolving and Management Funds	204	1,038	1,488	-203	-427								2,101	2,938
Other	261	-286	-23	-387	-111								-546	-429
<b>Total Department of Defense--Military Programs</b>	<b>76,530</b>	<b>51,529</b>	<b>67,000</b>	<b>50,864</b>	<b>50,862</b>								<b>296,785</b>	<b>290,323</b>
Department of Education	7,709	7,076	6,696	9,566	9,101								40,148	36,785
Department of Energy	3,235	2,457	3,255	2,540	2,512								13,999	13,152
<b>Department of Health and Human Services:</b>														
National Institutes of Health	3,015	3,371	3,211	3,001	3,140								15,737	15,283
<b>Centers for Medicare and Medicaid Services:</b>														
Grants to States for Medicaid	41,626	37,583	44,283	41,274	39,758								204,523	172,946
Federal Hospital Insurance Trust Fund	38,636	16,163	30,308	30,581	29,678								145,366	147,824
<b>Federal Supplementary Medical Insurance Trust Fund</b>														
	68,707	17,538	39,510	38,290	40,364								204,410	210,721
Other	42,745	31,596	38,814	31,342	55,707								200,205	164,142
Administration for Children and Families	5,045	4,708	5,474	4,246	4,690								24,165	24,513
Other	-41,865	-35,111	-38,719	-29,102	-58,017								-202,814	-189,693
Department of Homeland Security	13,079	7,684	6,879	5,945	5,830								39,417	24,248
Department of Housing and Urban Development	3,876	3,965	3,817	3,373	4,336								19,368	19,110
Department of the Interior	1,208	906	1,654	1,182	1,024								5,974	5,729
Department of Justice	2,597	3,290	3,152	3,660	3,061								15,760	12,973
<b>Department of Labor:</b>														
Unemployment Trust Fund	23,688	22,657	25,095	19,202	22,077								112,718	13,802
Other	-836	4,172	4,856	17,112	22,914								48,218	-429
Department of State	3,493	2,422	2,727	2,082	1,326								12,049	12,986
<b>Department of Transportation:</b>														
Highway Trust Fund	4,135	3,597	3,734	2,345	2,964								16,774	17,105
Other	3,809	4,177	6,162	3,695	6,015								23,858	15,840
<b>Department of the Treasury:</b>														
Interest on Treasury Debt Securities (Gross)	20,076	32,744	79,625	27,266	32,282								191,993	228,982

**Table 7. Receipts and Outlays of the U.S. Government by Month, Fiscal Year 2021 - Continued**

[\$ millions]

Classification	Oct.	Nov.	Dec.	Jan.	Feb.	March	April	May	June	July	Aug.	Sept.	Fiscal Year to Date	Com-parable Period Prior F.Y.
<b>Outlays: - Continued</b>														
Other	16,213	10,663	8,220	175,802	47,650								258,547	91,547
<b>Department of Veterans Affairs:</b>														
Compensation and Pensions	17,831	622	17,968	1,087	9,393								46,900	52,649
National Service Life	42	36	48	52	48								225	247
Other	12,051	8,190	10,033	8,318	9,254								47,846	44,646
Corps of Engineers	847	617	1,089	589	610								3,753	3,573
Other Defense Civil Programs	11,663	487	10,623	1,577	4,688								29,037	32,052
Environmental Protection Agency	813	687	686	596	601								3,382	3,970
Executive Office of the President	44	33	33	33	35								179	164
General Services Administration	56	-234	334	-411	-286								-542	348
<b>International Assistance Programs:</b>														
International Security Assistance	312	1,484	515	328	3,241								5,881	7,658
Multilateral Assistance	25	8	310	2	223								568	285
Agency for International Development	471	1,236	756	487	1,455								4,406	3,722
Other	227	97	-368	-1,930	999								-975	-4,662
National Aeronautics and Space Administration	1,993	1,818	2,403	1,355	1,606								9,175	8,660
National Science Foundation	600	565	517	497	559								2,738	2,936
Office of Personnel Management	8,888	8,743	8,868	9,271	8,119								43,889	44,666
Small Business Administration	2,476	670	595	2,426	90,968								97,135	453
<b>Social Security Administration:</b>														
Federal Old-Age and Survivors Insurance Trust Fund (Off-Budget)	80,821	80,563	99,288	63,344	82,093								406,109	386,672
Federal Disability Insurance Trust Fund (Off-Budget)	12,131	11,815	17,993	5,964	11,958								59,861	60,982
Other	9,403	341	9,393	262	4,891								24,289	28,603
<b>Independent Agencies:</b>														
Deposit Insurance Fund	629	-565	-1,543	69	-590								-2,002	-863
FSLIC Resolution Fund	(**)	(**)	(**)	(**)	(**)								(**)	-7
<b>Postal Service:</b>														
<b>Off-Budget:</b>														
Public Enterprise Funds	1,162	-458	-1,805	-449	176								-1,375	-144
Other	7	46	5	209	.....								267	267
Other	.....	.....	.....	55	.....								55	57
Tennessee Valley Authority	-57	115	-3	-227	-228								-400	-729
Other	3,092	3,733	1,117	1,763	3,330								13,035	13,123
<b>Undistributed Offsetting Receipts:</b>														
Employer Share, Employee Retirement	-26,054	-7,683	-7,677	-7,379	-7,455								-56,249	-50,252
Interest Received by Trust Funds	11,168	-2,848	-51,432	-1,300	-5,196								-49,608	-63,508
Rents and Royalties on the Outer Continental Shelf Lands	-47	-278	-353	-129	-292								-1,099	-2,003
Other	.....	(**)	(**)	(**)	-4,476								-4,476	-1
<b>Totals This Year:</b>														
<b>Total Outlays</b>	<b>521,769</b>	<b>364,819</b>	<b>489,682</b>	<b>547,483</b>	<b>559,236</b>								<b>2,482,988</b>	<b>.....</b>
<b>(On-Budget)</b>	<b>439,355</b>	<b>274,627</b>	<b>412,233</b>	<b>487,184</b>	<b>466,710</b>								<b>2,080,109</b>	<b>.....</b>
<b>(Off-Budget)</b>	<b>82,413</b>	<b>90,192</b>	<b>77,449</b>	<b>60,299</b>	<b>92,526</b>								<b>402,879</b>	<b>.....</b>
<b>Total-Surplus (+) or Deficit (-)</b>	<b>-284,071</b>	<b>-145,266</b>	<b>-143,562</b>	<b>-162,832</b>	<b>-310,922</b>								<b>-1,046,654</b>	<b>.....</b>
<b>(On-Budget)</b>	<b>-271,120</b>	<b>-130,354</b>	<b>-147,753</b>	<b>-191,871</b>	<b>-292,858</b>								<b>-1,033,957</b>	<b>.....</b>
<b>(Off-Budget)</b>	<b>-12,950</b>	<b>-14,913</b>	<b>4,191</b>	<b>29,039</b>	<b>-18,064</b>								<b>-12,697</b>	<b>.....</b>
<b>Total Borrowing from the Public</b>	<b>78,616</b>	<b>251,250</b>	<b>284,064</b>	<b>11,544</b>	<b>110,206</b>								<b>735,680</b>	<b>593,083</b>
<i>Total-Outlays Prior Year</i>	<i>379,988</i>	<i>434,024</i>	<i>349,091</i>	<i>404,883</i>	<i>423,229</i>								<i>.....</i>	<i>1,991,215</i>
<i>(On-Budget)</i>	<i>300,962</i>	<i>345,901</i>	<i>302,065</i>	<i>326,440</i>	<i>334,290</i>								<i>.....</i>	<i>1,609,658</i>
<i>(Off-Budget)</i>	<i>79,026</i>	<i>88,122</i>	<i>47,026</i>	<i>78,443</i>	<i>88,939</i>								<i>.....</i>	<i>381,557</i>
<i>Total-Surplus (+) or Deficit (-) Prior Year</i>	<i>-134,467</i>	<i>-208,838</i>	<i>-13,286</i>	<i>-32,595</i>	<i>-235,278</i>								<i>.....</i>	<i>-624,465</i>
<i>(On-Budget)</i>	<i>-119,867</i>	<i>-190,253</i>	<i>-42,394</i>	<i>-44,894</i>	<i>-222,155</i>								<i>.....</i>	<i>-619,563</i>
<i>(Off-Budget)</i>	<i>-14,600</i>	<i>-18,585</i>	<i>29,108</i>	<i>12,299</i>	<i>-13,124</i>								<i>.....</i>	<i>-4,902</i>

Note: Details may not add to totals due to rounding.

(\*\*) Less than absolute value of \$500,000

... No Transactions

**Table 8. Trust Fund Impact on Budget Results and Investment Holdings as of February 28, 2021**

[\$ millions]

Classification	This Month			Fiscal Year to Date			Securities Held as Investments Current Fiscal Year		
	Receipts	Outlays	Excess	Receipts	Outlays	Excess	Beginning of		Close of
							This Year	This Month	
<b>Trust Receipts, Outlays, and Investments Held:</b>									
Airport and Airway	1,459	1,319	140	18,736	9,607	9,128	7,900	17,420	17,426
Black Lung Disability	26	17	10	104	83	22	.....	.....	.....
Federal Disability Insurance	11,051	11,958	-908	59,468	59,861	-393	97,209	97,789	96,888
Federal Employees Life and Health	.....	-947	947	.....	-1,212	1,212	77,459	78,359	78,612
Federal Employees Retirement	3,706	7,699	-3,993	32,023	38,794	-6,771	983,520	980,755	976,751
Federal Hospital Insurance	21,129	29,837	-8,708	138,949	146,096	-7,147	.....	.....	.....
Federal Old-Age and Survivors Insurance	65,113	82,093	-16,980	392,698	406,109	-13,411	2,811,213	2,814,839	2,797,938
Federal Supplementary Medical Insurance	65,708	40,364	25,344	242,800	204,410	38,389	87,477	139,117	172,681
Hazardous Substance Superfund	720	94	627	1,224	581	643	4,933	4,980	5,602
Highways	3,255	3,739	-484	28,727	20,402	8,325	12,081	22,927	23,056
Military Advances	1,714	2,670	-955	15,348	14,261	1,087	.....	.....	.....
Military Retirement	7,179	5,265	1,914	116,286	26,119	90,166	916,264	1,004,331	1,006,251
Railroad Retirement	873	1,281	-408	6,456	6,911	-455	1,737	2,262	2,388
Unemployment	3,546	22,095	-18,550	168,117	112,816	55,301	50,515	56,126	55,326
Veterans Life Insurance	2	70	-68	43	296	-253	3,170	2,983	2,917
All Other Trust	5,424	408	5,017	7,639	2,324	5,315	172,760	177,280	168,621
<b>Total Trust Fund Receipts and Outlays and Investments Held from Table 6-D</b>	<b>190,905</b>	<b>207,961</b>	<b>-17,056</b>	<b>1,228,616</b>	<b>1,047,458</b>	<b>181,159</b>	<b>5,226,239</b>	<b>5,399,168</b>	<b>5,404,455</b>
Less: Interfund Transactions	86,838	86,838	.....	675,036	675,036	.....	.....	.....	.....
Trust Fund Receipts and Outlays on the Basis of Tables 4 & 5	104,067	121,123	-17,056	553,580	372,422	181,159			
<b>Total Federal Fund Receipts and Outlays</b>	<b>144,286</b>	<b>438,152</b>	<b>-293,865</b>	<b>883,059</b>	<b>2,110,871</b>	<b>-1,227,812</b>			
Less: Interfund Transactions	39	39	.....	305	305	.....			
Federal Fund Receipts and Outlays on the Basis of Table 4 & 5	144,247	438,113	-293,865	882,754	2,110,566	-1,227,812			
<b>Net Budget Receipts &amp; Outlays</b>	<b>248,314</b>	<b>559,236</b>	<b>-310,922</b>	<b>1,436,334</b>	<b>2,482,988</b>	<b>-1,046,654</b>			

Note: Details may not add to totals due to rounding.

Note: Interfund receipts and outlays are transactions between Federal funds and trust funds such as Federal payments and contributions, and interest and profits on investments in Federal securities. They have no net effect on overall budget

receipts and outlays since the receipt side of such transactions is offset against budget outlays. In this table, Interfund receipts are shown as an adjustment to arrive at total receipts and outlays of trust funds respectively.  
... No Transactions

**Table 9. Summary of Receipts by Source, and Outlays by Function of the U.S. Government, February 2021 and Other Periods**

[\$ millions]

Classification	This Month	Fiscal Year to Date	Comparable Period Prior Fiscal Year
<b>Receipts</b>			
Individual Income Taxes	125,827	704,399	671,144
Corporation Income Taxes	3,780	89,123	73,864
Social Insurance and Retirement Receipts:			
Employment and General Retirement	95,323	516,982	497,567
Unemployment Insurance	3,681	15,220	10,899
Other Retirement	434	2,327	2,146
Excise Taxes	4,904	24,065	33,559
Estate and Gift Taxes	1,152	9,031	8,572
Customs Duties	6,323	30,362	34,351
Miscellaneous Receipts	6,891	44,825	34,648
<b>Total</b>	<b>248,314</b>	<b>1,436,334</b>	<b>1,366,750</b>
<b>Net Outlays</b>			
National Defense	53,511	311,474	304,619
International Affairs	7,591	22,781	20,769
General Science, Space, and Technology	2,590	14,410	13,907
Energy	319	2,409	2,087
Natural Resources and Environment	3,000	18,245	17,675
Agriculture	1,347	35,477	29,521
Commerce and Housing Credit	92,540	104,418	10,884
Transportation	11,246	55,084	40,004
Community and Regional Development	2,685	25,117	10,732
Education, Training, Employment, and Social Services	12,442	53,966	50,492
Health	58,271	314,555	250,357
Medicare	58,820	286,931	304,602
Income Security	121,522	556,622	247,341
Social Security	94,049	465,972	447,626
Veterans Benefits and Services	18,701	95,129	97,780
Administration of Justice	5,994	30,129	28,833
General Government	1,132	13,957	4,545
Net Interest	25,696	138,137	161,695
Undistributed Offsetting Receipts	-12,223	-61,823	-52,255
<b>Total</b>	<b>559,236</b>	<b>2,482,988</b>	<b>1,991,215</b>

Note: Details may not add to totals due to rounding.

# Explanatory Notes

## 1. Flow of Data into Monthly Treasury Statement

The *Monthly Treasury Statement (MTS)* is assembled from data in the central accounting system. The major sources of data include monthly accounting reports by Federal entities and disbursing officers, and daily reports from the Federal Reserve banks. These reports detail accounting transactions affecting receipts and outlays of the Federal Government and off-budget Federal entities, and their related effect on the assets and liabilities of the U.S. Government. Information is presented in the *MTS* on a modified cash basis.

## 2. Notes on Receipts

Receipts included in the report are classified into the following major categories: (1) budget receipts and (2) offsetting collections (also called applicable receipts). Budget receipts are collections from the public that result from the exercise of the Government's sovereign or governmental powers, excluding receipts offset against outlays. These collections, also called governmental receipts, consist mainly of tax receipts (including social insurance taxes), receipts from court fines, certain licenses, and deposits of earnings by the Federal Reserve System. Refunds of receipts are treated as deductions from gross receipts.

Offsetting collections are from other Government accounts or the public that are of a business-type or market-oriented nature. They are classified into two major categories: (1) offsetting collections credited to appropriations or fund accounts, and (2) offsetting receipts (i.e., amounts deposited in receipt accounts). Collections credited to appropriation or fund accounts normally can be used without appropriation action by Congress. These occur in two instances: (1) when authorized by law, amounts collected for materials or services are treated as reimbursements to appropriations and (2) in the three types of revolving funds (public enterprise, intra governmental, and trust); collections are netted against spending, and outlays are reported as the net amount.

Offsetting receipts in receipt accounts cannot be used without being appropriated. They are subdivided into two categories: (1) proprietary receipts - these collections are from the public and they are offset against outlays by agency and by function, and (2) intra governmental funds - these are payments into receipt accounts from Governmental appropriation or fund accounts. The transactions may be intrabudgetary when the payment and receipt both occur within the budget or from receipts from off-budget Federal entities in those cases where payment is made by a Federal entity whose budget authority and outlays are excluded from the budget totals.

Intrabudgetary transactions are subdivided into three categories: (1) interfund transactions, where the payments are from one fund group (either Federal funds or trust funds) to a receipt account in the other fund group; (2) Federal intrafund transactions, where the payments and receipts both occur within the Federal fund group; and (3) trust intrafund transactions, where the payments and receipts both occur within the trust fund group.

Offsetting receipts are generally deducted from budget authority and outlays by function, by subfunction, or by agency. There are four types of receipts, however, that are deducted from budget totals as undistributed offsetting receipts. They are: (1) agencies' payments (including payments by off-budget Federal entities) as employers into employees retirement funds, (2) interest received by trust funds, (3) rents and royalties on the Outer Continental Shelf lands, and (4) other interest (i.e., interest collected on Outer Continental Shelf money in deposit funds when such money is transferred into the budget).

## 3. Notes on Outlays

Outlays are generally accounted for on the basis of checks issued, electronic funds transferred, or cash payments made. Certain outlays do not require issuance of cash or checks. An example is charges made against appropriations for that part of employees' salaries withheld for taxes or savings bond allotments - these are counted as payments to the employee and credits for whatever purpose the money was withheld. Outlays are stated net of offsetting collections (including receipts of revolving and management funds) and of refunds. Interest on the public debt (public issues) is recognized on the accrual basis. Federal credit programs subject to the Federal Credit Reform Act of 1990 use the cash

basis of accounting and are divided into two components. The portion of the credit activities that involve a cost to the Government (mainly subsidies) is included within the budget program accounts. The remaining portion of the credit activities are in non-budget financing accounts. Outlays of off-budget Federal entities are excluded by law from budget totals. However, they are shown separately and combined with the on-budget outlays to display total Federal outlays.

## 4. Processing

The data on payments and collections are reported by account symbol into the central accounting system. In turn, the data are extracted from this system for use in the preparation of the *MTS*.

There are two major checks which are conducted to assure consistency of the data reported:

1. Verification of payment data. The monthly payment activity reported by Federal entities on the Statements of Transactions is compared to the payment activity of Federal entities as reported by disbursing officers.
2. Verification of collection data. Reported collections appearing on Statements of Transactions are compared to deposits as reported by Federal Reserve Banks.

## 5. Other Sources of Information About Federal Government Financial Activities

- *A Glossary of Terms Used in the Federal Budget Process, 2005* (Available from the U.S. Government Accountability Office, at calling 202-512-6000. This glossary provides a basic reference document of standardized definitions of terms used by the Federal Government in the budget making process).
- *Daily Treasury Statement* (Available on the internet at <http://www.fms.treas.gov/dts/>). The *Daily Treasury Statement* is published each working day of the Federal Government and provides data on the cash and debt operations of the Treasury.
- *Monthly Statement of the Public Debt of the United States* (Available on the internet at <http://www.treasurydirect.gov/govt/reports/pd/mspd/mspd.htm>). This publication provides detailed information concerning the public debt.
- *Treasury Bulletin* (Available from GPO, Washington, D.C. 20401 on a subscription or single copy and on the internet at [http://www.fiscal.treasury.gov/fsreports/rpt/treasBulletin/treasBulletin\\_home.htm](http://www.fiscal.treasury.gov/fsreports/rpt/treasBulletin/treasBulletin_home.htm)). Quarterly, contains a mix of narrative, tables, and charts on Treasury issues, Federal financial operations, international statistics, and special reports.
- *Budget of the United States Government, Fiscal Year 20\_\_* (Available from GPO, Washington, D.C. 20401 on a subscription basis only and on the internet at <http://www.access.gpo.gov/usbudget>). This publication is a single volume which provides budget information and contains:
  - *Appendix, The Budget of the United States Government, FY 20\_\_*
  - *The United States Budget in Brief, FY 20\_\_*
  - *Analytical Perspectives*
  - *Historical Tables*
- *Combined Statement of Receipts, Outlays, and Balances of the United States Government* (Available from Bureau of the Fiscal Service, U.S. Department of Treasury, Washington, D.C. 20227 and on the internet at [http://www.fiscal.treasury.gov/fsreports/rpt/combStmt/combStmt\\_home.htm](http://www.fiscal.treasury.gov/fsreports/rpt/combStmt/combStmt_home.htm)). This report includes budgetary results at the summary level and presents individual receipt and appropriation accounts at the detail level.

**Scheduled Release**

**The release date for the March 2021 Statement  
will be 2:00 p.m. EST April 12, 2021.**

Internet service subscribers can access the current issue of the Monthly Treasury Statement through the  
Bureau of the Fiscal Service's website:

[http://www.fiscal.treasury.gov/fsreports/rpt/mthTreasStmnt/mthTreasStmnt\\_home.htm](http://www.fiscal.treasury.gov/fsreports/rpt/mthTreasStmnt/mthTreasStmnt_home.htm)