



# Monthly Treasury Statement

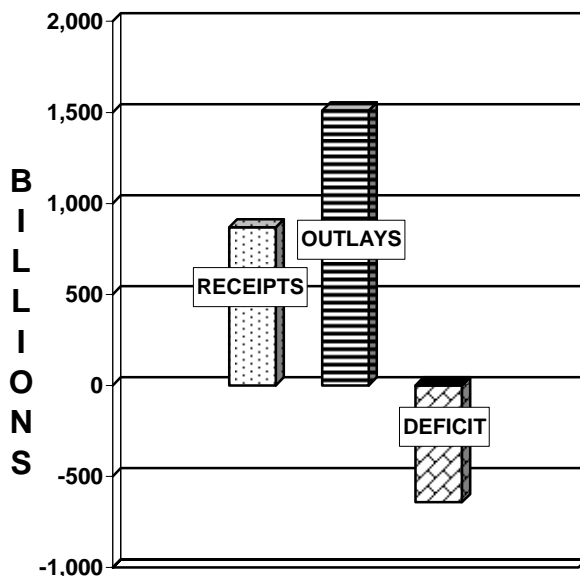
of Receipts and Outlays  
of the United States Government

For Fiscal Year 2011 Through **February 28, 2011**, and Other Periods

## Highlight

The budget estimates provided in Tables 2 and 3 are based on the **FY 2012 Budget**, released by the Office of Management and Budget on February 14, 2011.

RECEIPTS, OUTLAYS, AND  
SURPLUS/DEFICIT THROUGH  
FEBRUARY 2011



### Contents

Summary, page 2
Receipts, page 6
Outlays, page 7
Means of financing, page 20
Receipts/outlays by month, page 28
Federal trust funds/securities, page 30
Receipts by source/outlays by function, page 30
Explanatory notes, page 31

Compiled and Published by

*Department of the Treasury*  
**Financial Management Service**



# Introduction

The *Monthly Treasury Statement of Receipts and Outlays of the United States Government (MTS)* is prepared by the Financial Management Service, Department of the Treasury, and after approval by the Fiscal Assistant Secretary of the Treasury; is normally released on the 8th workday of the month following the reporting month. The publication is based on data provided by Federal entities, disbursing officers, and Federal Reserve banks.

## AUDIENCE

The *MTS* is published to meet the needs of those responsible for or interested in the cash position of the Treasury, those who are responsible or interested in the Government's budget results; and individuals and businesses whose operations depend upon or are related to the Government's financial operations.

## DISCLOSURE STATEMENT

This statement summarizes the financial activities of the Federal Government and off-budget Federal entities conducted in accordance with the Budget of the U.S. Government, i.e., receipts and outlays of funds, the surplus or deficit, and the means of financing the deficit or disposing of the surplus. Information is presented on a modified cash basis; receipts are accounted for on the basis of collections; refunds of receipts are treated as deductions from gross receipts; revolving and

management fund receipts, reimbursements and refunds of monies previously expended are treated as deductions from gross outlays; and interest on the public debt (public issues) is recognized on the accrual basis. Major information sources include accounting data reported by Federal entities, disbursing officers, and Federal Reserve banks.

## TRIAD OF PUBLICATIONS

The *MTS* is part of a triad of Treasury financial reports. The *Daily Treasury Statement* is published each working day of the Federal Government. It provides data on the cash and debt operations of the Treasury based upon reporting of the Treasury account balances by Federal Reserve banks. The *MTS* is a report of Government receipts and outlays, based on agency reporting. The *Combined Statement of Receipts, Outlays, and Balances of the United States Government* is the official publication of the detailed receipts and outlays of the Government. It is published annually in accordance with legislative mandates given to the Secretary of the Treasury.

## DATA SOURCES AND INFORMATION

The Explanatory Notes section of this publication provides information concerning the flow of data into the *MTS* and sources of information relevant to the *MTS*.

**Table 1. Summary of Receipts, Outlays, and the Deficit/Surplus of the U.S. Government, Fiscal Years 2010 and 2011, by Month**

Period	[\$ millions]		
	Receipts	Outlays	Deficit/Surplus (-)
<b>FY 2010</b>			
October.....	135,293	311,656	176,363
November.....	133,563	253,850	120,287
December.....	218,919	310,329	91,410
January.....	205,239	247,873	42,634
February.....	107,520	328,429	220,909
March.....	153,358	218,745	65,387
April.....	245,260	327,950	82,689
May.....	146,794	282,721	135,927
June.....	251,048	319,470	68,422
July.....	155,546	320,588	165,043
August.....	163,998	254,524	90,526
September.....	245,207	279,813	34,607
Year-to-Date.....	<b><u>12,161,746</u></b>	<b><u>13,455,949</u></b>	<b><u>11,294,204</u></b>
<b>FY 2011</b>			
October.....	145,951	286,384	140,432
November.....	148,970	299,364	150,394
December.....	236,875	315,009	78,134
January.....	<sup>2</sup> 226,550	<sup>2</sup> 276,346	49,796
February.....	110,656	333,156	222,500
Year-to-Date.....	<b><u>869,003</u></b>	<b><u>1,510,259</u></b>	<b><u>641,257</u></b>

<sup>1</sup>The receipt, outlay and deficit figures differ from the *FY 2012 Budget*, released by the Office of Management and Budget on February 14, 2011. The deficit figure differs by \$715 million, due mainly to revisions in the data following the release of the Final Monthly Treasury Statement.

<sup>2</sup>Outlays and receipts have been decreased by \$3 million to reflect additional reporting by the Department of Treasury for the month of January 2011.

Note: Details may not add to totals due to rounding.

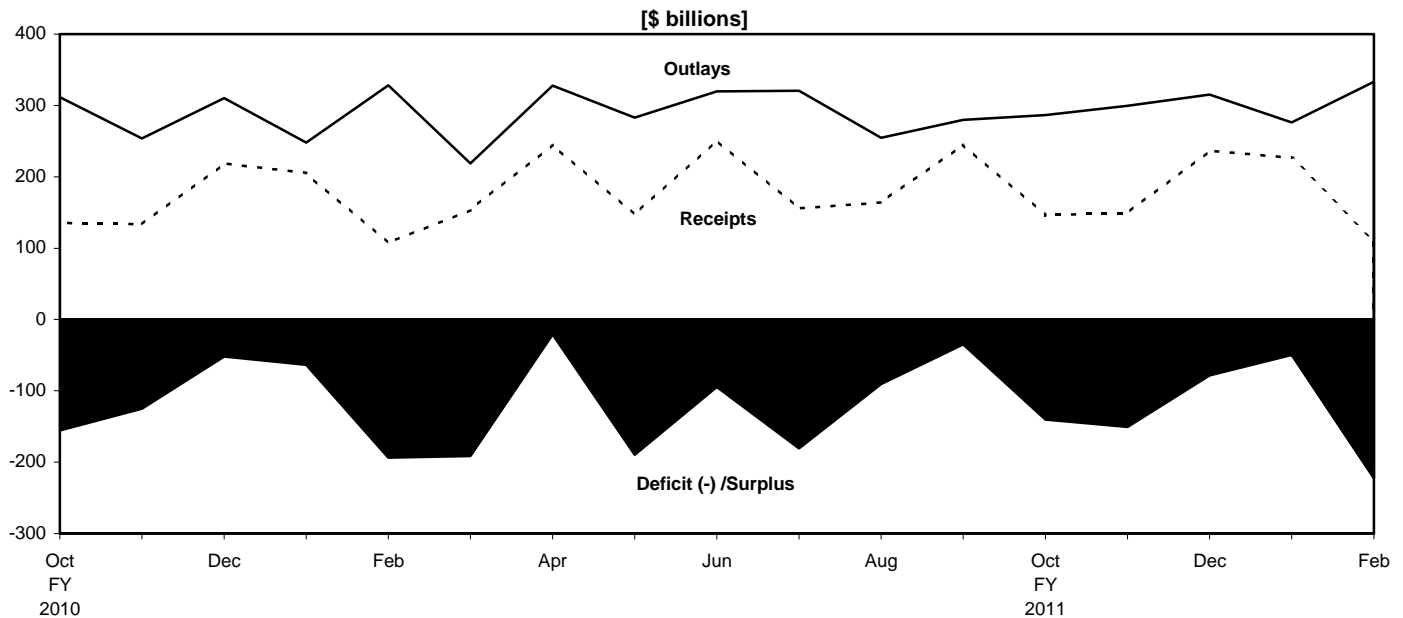
**Table 2. Summary of Budget and Off-Budget Results and Financing of the U.S. Government, February 2011 and Other Periods**

Classification	[\$ millions]				
	This Month	Current Fiscal Year to Date	Budget Estimates Full Fiscal Year <sup>1</sup>	Prior Fiscal Year to Date (2010)	Budget Estimates Next Fiscal Year (2012) <sup>1</sup>
Total On-Budget and Off-Budget Results:					
Total Receipts.....	110,656	869,003	2,173,700	800,535	2,627,449
On-Budget Receipts .....	67,556	635,026	1,614,278	545,548	1,968,719
Off-Budget Receipts .....	43,100	233,977	559,422	254,986	658,730
Total Outlays .....	333,156	1,510,259	3,818,819	1,452,137	3,728,686
On-Budget Outlays .....	282,270	1,301,164	3,317,275	1,239,081	3,145,904
Off-Budget Outlays .....	50,887	209,096	501,544	213,056	582,782
Total Surplus (+) or Deficit (-).....	-222,500	-641,257	-1,645,119	-651,602	-1,101,237
On-Budget Surplus (+) or Deficit (-) .....	-214,714	-666,137	-1,702,997	-693,533	-1,177,185
Off-Budget Surplus (+) or Deficit (-) .....	-7,787	+24,881	+57,878	+41,930	+75,948
Total On-Budget and Off-Budget Financing .....	222,500	641,257	1,645,119	651,602	1,101,237
Means of Financing:					
Borrowing from the Public.....	80,031	541,275	1,837,510	386,537	1,024,686
Reduction of Operating Cash, Increase (-).....	158,527	119,221	-167	233,477	235,000
By Other Means.....	-16,058	-19,239	-192,224	31,588	-158,449

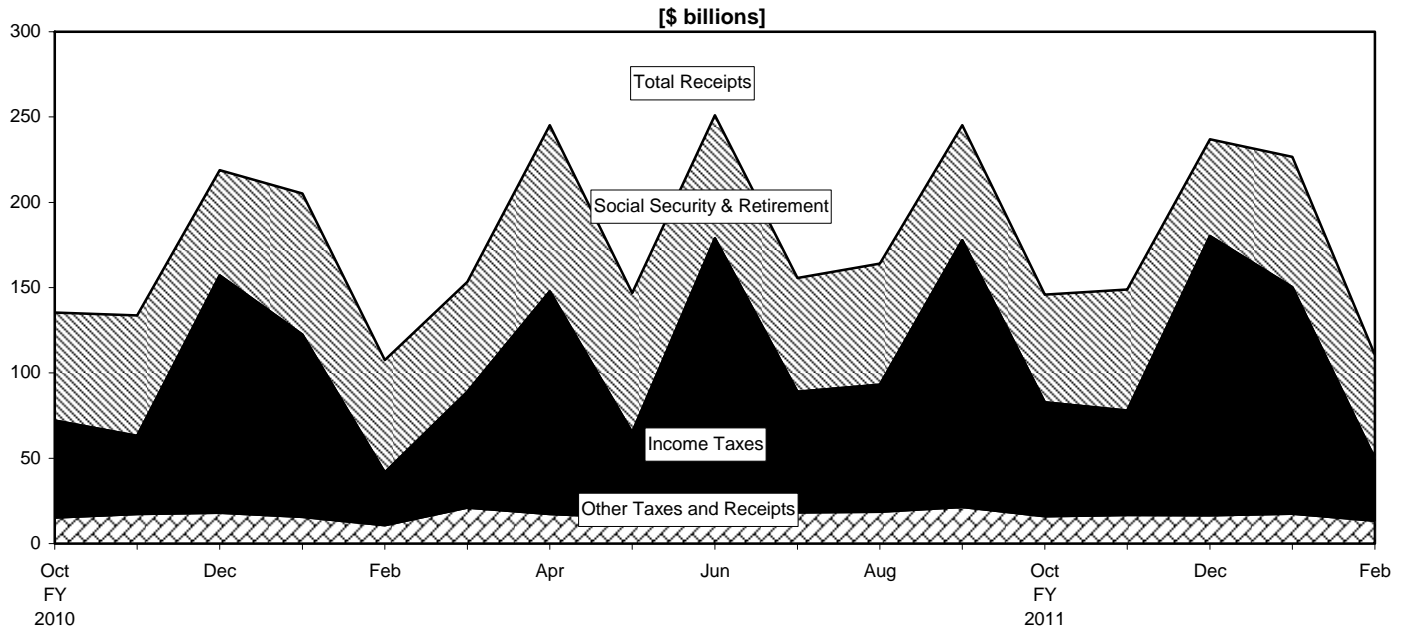
<sup>1</sup>These estimates are based on the *FY 2012 Budget*, released by the Office of Management and Budget on February 14, 2011.

Note: Details may not add to totals due to rounding.

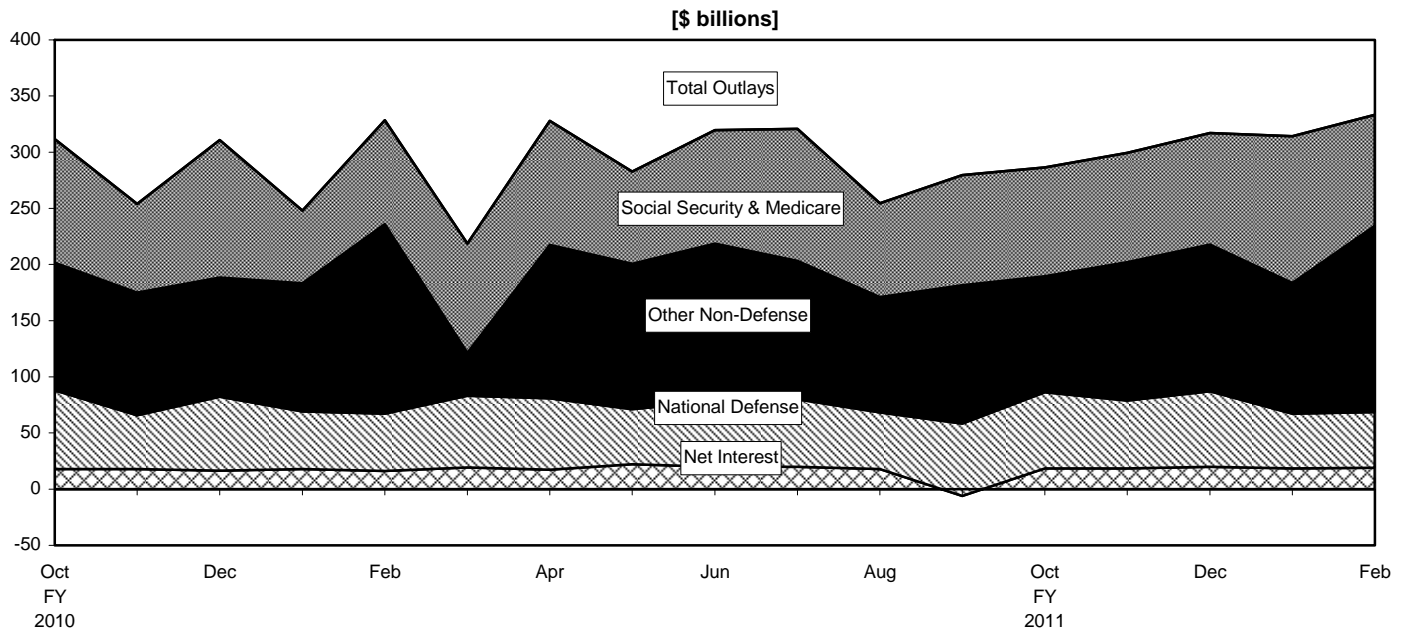
**Figure 1. Monthly Receipts, Outlays, and Budget Deficit/Surplus of the U.S. Government, Fiscal Years 2010 and 2011**



**Figure 2. Monthly Receipts of the U.S. Government, by Source, Fiscal Years 2010 and 2011**



**Figure 3. Monthly Outlays of the U.S. Government, by Function, Fiscal Years 2010 and 2011**



**Table 3. Summary of Receipts and Outlays of the U.S. Government, February 2011 and Other Periods**

Classification	[\$ millions]			
	This Month	Current Fiscal Year to Date	Comparable Prior Period Year to Date	Budget Estimates Full Fiscal Year <sup>1</sup>
<b>Budget Receipts</b>				
Individual Income Taxes .....	37,847	242,841	334,002	956,033
Corporation Income Taxes.....	-1,397	38,179	45,391	198,431
Social Insurance and Retirement Receipts:				
Employment and General Retirement (Off-Budget) .....	43,100	233,977	254,986	559,422
Employment and General Retirement (On-Budget) .....	14,071	77,031	77,584	191,250
Unemployment Insurance .....	3,426	15,380	10,087	51,810
Other Retirement .....	305	1,706	1,729	4,319
Excise Taxes .....	4,016	25,923	22,806	74,079
Estate and Gift Taxes .....	134	54	6,515	12,227
Customs Duties .....	2,111	11,905	9,690	27,691
Miscellaneous Receipts .....	7,043	42,006	37,743	98,438
<b>Total Receipts</b> .....	<b>110,656</b>	<b>869,003</b>	<b>800,535</b>	<b>2,173,700</b>
(On-Budget) .....	<b>67,556</b>	<b>635,026</b>	<b>545,548</b>	<b>1,614,278</b>
(Off-Budget).....	<b>43,100</b>	<b>233,977</b>	<b>254,986</b>	<b>559,422</b>
<b>Budget Outlays</b>				
Legislative Branch .....	362	1,985	1,999	4,919
Judicial Branch .....	533	2,859	2,863	7,370
Department of Agriculture.....	9,775	63,254	59,025	152,085
Department of Commerce.....	1,012	4,425	4,196	11,885
Department of Defense-Military .....	47,268	281,411	273,929	739,664
Department of Education .....	11,746	42,643	44,515	79,363
Department of Energy.....	2,521	13,998	11,074	44,621
Department of Health and Human Services.....	70,925	358,065	342,045	909,713
Department of Homeland Security.....	2,766	18,110	18,222	48,069
Department of Housing and Urban Development .....	3,840	20,554	19,963	60,814
Department of the Interior .....	924	5,471	5,409	12,990
Department of Justice.....	2,191	12,825	12,308	33,484
Department of Labor.....	10,917	59,395	73,092	148,011
Department of State.....	2,092	10,157	9,181	28,890
Department of Transportation.....	4,771	31,125	29,930	79,495
Department of the Treasury:				
Interest on Treasury Debt Securities (Gross).....	21,759	191,121	181,142	430,414
Other .....	54,223	279,629	95,169	101,885
Department of Veterans Affairs.....	9,782	49,172	43,911	141,130
Corps of Engineers.....	878	4,609	3,889	10,635
Other Defense Civil Programs .....	4,143	22,029	22,395	59,189
Environmental Protection Agency.....	1,044	4,962	3,620	11,100
Executive Office of the President.....	42	199	195	463
General Services Administration.....	98	541	-46	3,120
International Assistance Program .....	1,442	6,924	9,654	25,161
National Aeronautics and Space Administration .....	1,208	7,067	7,182	19,477
National Science Foundation .....	497	2,745	2,502	8,602
Office of Personnel Management .....	5,850	30,322	30,931	80,619
Small Business Administration.....	130	629	5,240	6,218
Social Security Administration .....	64,217	319,797	308,563	801,436
Other Independent Agencies .....	3,575	-225	-36,859	24,527
Allowances .....	.....	.....	.....	3,205
Undistributed Offsetting Receipts:				
Interest.....	-1,669	-90,707	-91,781	-180,080
Other .....	-5,708	-44,832	-41,321	-89,655
<b>Total Outlays</b> .....	<b>333,156</b>	<b>1,510,259</b>	<b>1,452,137</b>	<b>3,818,819</b>
(On-Budget).....	<b>282,270</b>	<b>1,301,164</b>	<b>1,239,081</b>	<b>3,317,275</b>
(Off-Budget).....	<b>50,887</b>	<b>209,096</b>	<b>213,056</b>	<b>501,544</b>
<b>Surplus (+) or Deficit (-)</b> .....	<b>-222,500</b>	<b>-641,257</b>	<b>-651,602</b>	<b>-1,645,119</b>
(On-Budget).....	<b>-214,714</b>	<b>-666,137</b>	<b>-693,533</b>	<b>-1,702,997</b>
(Off-Budget).....	<b>-7,787</b>	<b>+24,881</b>	<b>+41,930</b>	<b>+57,878</b>

<sup>1</sup>These estimates are based on the *FY 2012 Budget*, released by the Office of Management and Budget on February 14, 2011.

<sup>2</sup>Outlays and receipts have been decreased by \$3 million to reflect additional reporting by the Department of Treasury for the month of January 2011.

... No Transactions

Note: Details may not add to totals due to rounding.

**Table 4. Receipts of the U.S. Government, February 2011 and Other Periods**

Classification	[\$ millions]								
	This Month			Current Fiscal Year to Date			Prior Fiscal Year to Date		
	Gross Receipts	Refunds (Deduct)	Receipts	Gross Receipts	Refunds (Deduct)	Receipts	Gross Receipts	Refunds (Deduct)	Receipts
<b>Individual Income Taxes:</b>									
Withheld.....	87,161			426,652			359,288		
Presidential Election Campaign Fund.....	6			8			9		
Other.....	4,463			78,981			71,873		
<b>Total--Individual Income Taxes.....</b>	<b>91,630</b>	<b>53,783</b>	<b>37,847</b>	<b>505,641</b>	<b>82,799</b>	<b>422,841</b>	<b>431,171</b>	<b>97,168</b>	<b>334,002</b>
<b>Corporation Income Taxes.....</b>	<b>4,555</b>	<b>5,953</b>	<b>-1,397</b>	<b>75,009</b>	<b>36,830</b>	<b>38,179</b>	<b>81,406</b>	<b>36,015</b>	<b>45,391</b>
<b>Social Insurance and Retirement Receipts:</b>									
<b>Employment and General Retirement:</b>									
<b>Federal Old-Age and Survivors Ins. Trust Fund:</b>									
Federal Insurance Contributions Act Taxes.....	36,547		36,547	205,361		205,361	218,310		218,310
Self-Employment Contributions Act Taxes.....	296		296	6,086		6,086	6,452		6,452
Adjustments Attributable to Prior Years.....				-11,402		-11,402	-6,786		-6,786
<b>Total--FOASI Trust Fund.....</b>	<b>36,843</b>		<b>36,843</b>	<b>200,045</b>		<b>200,045</b>	<b>217,976</b>		<b>217,976</b>
<b>Federal Disability Insurance Trust Fund:</b>									
Federal Insurance Contributions Act Taxes.....	6,207		6,207	34,832		34,832	37,070		37,070
Self-Employment Contributions Act Taxes.....	50		50	1,034		1,034	1,096		1,096
Adjustments Attributable to Prior Years.....				-1,935		-1,935	-1,155		-1,155
<b>Total--FDI Trust Fund.....</b>	<b>6,257</b>		<b>6,257</b>	<b>33,931</b>		<b>33,931</b>	<b>37,011</b>		<b>37,011</b>
<b>Federal Hospital Insurance Trust Fund:</b>									
Federal Insurance Contributions Act Taxes.....	13,457		13,457	75,774		75,774	75,407		75,407
Self-Employment Contributions Act Taxes.....	131		131	2,672		2,672	2,717		2,717
Adjustments Attributable to Prior Years.....				-3,446		-3,446	-2,422		-2,422
<b>Total--FHI Trust Fund.....</b>	<b>13,588</b>		<b>13,588</b>	<b>75,000</b>		<b>75,000</b>	<b>75,702</b>		<b>75,702</b>
<b>Railroad Retirement:</b>									
Rail Pension and Supplemental Annuity.....	257	(**)	257	1,029	(**)	1,029	903	(**)	903
Social Security Equivalent Account.....	226	(**)	226	1,003	(**)	1,003	980	(**)	979
<b>Total--Employment and General Retirement.....</b>	<b>57,171</b>	<b>(**)</b>	<b>57,171</b>	<b>311,008</b>	<b>(**)</b>	<b>311,008</b>	<b>332,571</b>	<b>(**)</b>	<b>332,571</b>
<b>Unemployment Insurance:</b>									
Deposits by States.....	3,216		3,216	13,322		13,322	8,271		8,271
Federal Unemployment Tax Act Taxes.....	203	1	203	2,016	14	2,002	1,791	18	1,773
Railroad Unemployment Taxes.....	7		7	56		56	43		43
<b>Total--Unemployment Insurance.....</b>	<b>3,426</b>	<b>1</b>	<b>3,426</b>	<b>15,394</b>	<b>14</b>	<b>15,380</b>	<b>10,104</b>	<b>18</b>	<b>10,087</b>
<b>Other Retirement:</b>									
Federal Employees Retirement - Employee Share.....	302		302	1,693		1,693	1,714		1,714
Non-Federal Employees Retirement.....	2		2	12		12	15		15
<b>Total--Other Retirement.....</b>	<b>305</b>		<b>305</b>	<b>1,706</b>		<b>1,706</b>	<b>1,729</b>		<b>1,729</b>
<b>Total--Social Insurance and Retirement Receipts.....</b>	<b>60,902</b>	<b>1</b>	<b>60,902</b>	<b>328,108</b>	<b>14</b>	<b>328,094</b>	<b>344,404</b>	<b>18</b>	<b>344,386</b>
<b>Excise Taxes:</b>									
Miscellaneous Excise Taxes.....	2,664	421	-1,085	8,641	1,030	7,611	10,390	3,612	6,777
Airport and Airway Trust Fund.....	1,210	7	1,203	4,152	7	4,145	3,622	4	3,618
Highway Trust Fund.....	3,835		3,835	13,935		13,935	12,527	342	12,185
Black Lung Disability Trust Fund.....	64		64	233		233	226		226
<b>Total--Excise Taxes.....</b>	<b>4,445</b>	<b>428</b>	<b>4,016</b>	<b>26,960</b>	<b>1,037</b>	<b>25,923</b>	<b>26,764</b>	<b>3,958</b>	<b>22,806</b>
<b>Estate and Gift Taxes.....</b>	<b>226</b>	<b>92</b>	<b>134</b>	<b>1,426</b>	<b>1,373</b>	<b>54</b>	<b>6,918</b>	<b>403</b>	<b>6,515</b>
<b>Customs Duties.....</b>	<b>2,192</b>	<b>81</b>	<b>2,111</b>	<b>12,343</b>	<b>438</b>	<b>11,905</b>	<b>10,097</b>	<b>406</b>	<b>9,690</b>
<b>Miscellaneous Receipts:</b>									
Deposits of Earnings by Federal Reserve Banks.....	5,424		5,424	33,272		33,272	30,288		30,288
Universal Service Fund.....	776		776	3,564		3,564	3,560		3,560
All Other.....	844	2	843	5,187	17	5,170	4,001	106	3,895
<b>Total -- Miscellaneous Receipts.....</b>	<b>7,045</b>	<b>2</b>	<b>7,043</b>	<b>42,023</b>	<b>17</b>	<b>42,006</b>	<b>37,850</b>	<b>106</b>	<b>37,743</b>
<b>Total -- Receipts.....</b>	<b>170,995</b>	<b>60,339</b>	<b>110,656</b>	<b>991,510</b>	<b>122,508</b>	<b>869,003</b>	<b>938,610</b>	<b>138,076</b>	<b>800,535</b>
<b>Total -- On-Budget.....</b>	<b>127,895</b>	<b>60,339</b>	<b>67,556</b>	<b>757,534</b>	<b>122,508</b>	<b>635,026</b>	<b>683,624</b>	<b>138,076</b>	<b>545,548</b>
<b>Total -- Off-Budget.....</b>	<b>43,100</b>		<b>43,100</b>	<b>233,977</b>		<b>233,977</b>	<b>254,986</b>		<b>254,986</b>

<sup>1</sup>Refunds of receipts have been increased by \$3 million to reflect additional reporting by the Department of Treasury for the month of January 2011.

<sup>2</sup>Miscellaneous Excise Taxes have been decreased by \$1,547 million to reflect a quarterly adjustment of estimates to actual collections for various trust funds for the quarter ending September 30, 2010.

... No Transactions

(\*\*) Less than \$500,000

Note: Details may not add to totals due to rounding.

**Table 5. Outlays of the U.S. Government, February 2011 and Other Periods**

Classification	[\$ millions]								
	This Month			Current Fiscal Year to Date			Prior Fiscal Year to Date		
	Gross Outlays	Applicable Receipts	Outlays	Gross Outlays	Applicable Receipts	Outlays	Gross Outlays	Applicable Receipts	Outlays
<b>Legislative Branch:</b>									
Senate .....	72	(**)	72	381	1	379	381	1	380
House of Representatives.....	109	(**)	108	586	1	585	605	1	604
Joint Items .....	1	.....	1	7	.....	7	6	.....	6
Capitol Police.....	43	.....	43	177	.....	177	138	.....	138
Congressional Budget Office.....	4	.....	4	19	.....	19	19	.....	19
Architect of the Capitol.....	36	(**)	36	209	1	208	207	1	206
Library of Congress .....	49	(**)	49	278	3	275	340	3	337
Government Printing Office.....	(**)	.....	(**)	55	.....	55	46	.....	46
Government Accountability Office.....	42	.....	42	238	.....	238	236	.....	236
United States Tax Court.....	4	.....	4	21	.....	21	20	.....	20
Other Legislative Branch Agencies.....	5	.....	5	35	.....	35	26	.....	26
Proprietary Receipts from the Public.....	.....	2	-2	.....	10	-10	.....	9	-9
Intrabudgetary Transaction.....	(**)	.....	(**)	-5	.....	-5	-12	.....	-12
<b>Total--Legislative Branch.....</b>	<b>365</b>	<b>3</b>	<b>362</b>	<b>2,001</b>	<b>16</b>	<b>1,985</b>	<b>2,014</b>	<b>15</b>	<b>1,999</b>
<b>Judicial Branch:</b>									
Supreme Court of the United States .....	6	.....	6	38	.....	38	43	.....	43
Courts of Appeals, District Courts, and Other									
Judicial Services.....	521	.....	521	2,816	.....	2,816	3,127	.....	3,127
Other .....	24	.....	24	81	.....	81	172	.....	172
Proprietary Receipts from the Public.....	.....	17	-17	.....	50	-50	.....	50	-50
Intrabudgetary Transactions .....	(**)	.....	(**)	-25	.....	-25	-429	.....	-429
<b>Total--Judicial Branch.....</b>	<b>551</b>	<b>17</b>	<b>533</b>	<b>2,909</b>	<b>50</b>	<b>2,859</b>	<b>2,913</b>	<b>50</b>	<b>2,863</b>
<b>Department of Agriculture:</b>									
Agricultural Research Service.....	99	.....	99	527	.....	527	505	.....	505
National Institute of Food and Agriculture:									
Research and Education Activities.....	38	.....	38	243	.....	243	210	.....	210
Extension Activities.....	37	.....	37	169	.....	169	148	.....	148
Other .....	10	.....	10	35	.....	35	32	.....	32
Animal and Plant Health Inspection Service .....	111	.....	111	481	.....	481	484	.....	484
Food Safety and Inspection Service .....	77	.....	77	423	.....	423	407	.....	407
Agricultural Marketing Service .....	29	.....	29	707	.....	707	502	.....	502
Risk Management Agency:									
Administrative and Operating Expenses.....	5	.....	5	31	.....	31	30	.....	30
Federal Crop Insurance Corporation Fund.....	680	3	677	3,045	1,950	1,095	2,531	2,348	183
Farm Service Agency:									
Salaries and Expenses.....	145	.....	145	668	.....	668	278	.....	278
USDA Disaster Assistance .....	(**)	.....	(**)	20	.....	20	270	.....	270
Agricultural Disaster Relief Fund.....	50	.....	50	592	.....	592	350	.....	350
Commodity Credit Corporation .....	818	1,072	-254	16,610	5,868	10,742	15,087	3,172	11,916
Tobacco Trust Fund.....	3	.....	3	239	.....	239	238	.....	238
Agricultural Credit Insurance Fund.....	12	17	-5	58	132	-75	385	131	254
Other .....	3	.....	3	19	.....	19	51	.....	51
<b>Total--Farm Service Agency.....</b>	<b>1,032</b>	<b>1,089</b>	<b>-57</b>	<b>18,206</b>	<b>6,001</b>	<b>12,205</b>	<b>16,659</b>	<b>3,303</b>	<b>13,356</b>
Natural Resources Conservation Service:									
Conservation Operations .....	32	.....	32	347	.....	347	338	.....	338
Farm Security and Rural Investment Programs .....	206	.....	206	1,314	.....	1,314	793	.....	793
Other .....	33	.....	33	159	.....	159	156	.....	156
Rural Development.....	66	.....	66	287	.....	287	-193	.....	-193
Rural Housing Service:									
Rural Housing Insurance Fund .....	7	58	-51	49	292	-244	674	302	371
Rental Assistance Program .....	87	.....	87	440	.....	440	415	.....	415
Other .....	18	.....	18	109	.....	109	102	.....	102
Rural Utilities Service:									
Rural Electrification and Telecommunications Fund .....	(**)	96	-96	106	1,219	-1,113	93	1,247	-1,153
Other .....	54	10	43	400	98	302	287	96	191
Foreign Agricultural Service.....	39	.....	39	732	.....	732	875	.....	875
Food and Nutrition Service:									
Supplemental Nutrition Assistance Program.....	6,159	.....	6,159	31,401	.....	31,401	28,111	.....	28,111
Child Nutrition Programs.....	1,365	.....	1,365	7,752	.....	7,752	7,430	.....	7,430
Special Supplemental Nutrition Program for									
Women, Infants, and Children (WIC) .....	485	.....	485	2,782	.....	2,782	2,684	.....	2,684
Other .....	29	.....	29	246	.....	246	228	.....	228
<b>Total--Food and Nutrition Service.....</b>	<b>8,038</b>	<b>.....</b>	<b>8,038</b>	<b>42,181</b>	<b>.....</b>	<b>42,181</b>	<b>38,453</b>	<b>.....</b>	<b>38,453</b>
Forest Service:									
National Forest System.....	119	.....	119	635	.....	635	630	.....	630
Capital Improvement and Maintenance .....	49	.....	49	410	.....	410	251	.....	251
Wildland Fire Management.....	127	.....	127	756	.....	756	739	.....	739
Forest Service Permanent Appropriations .....	10	.....	10	458	.....	458	524	.....	524
Other .....	44	.....	44	347	.....	347	389	.....	389
<b>Total--Forest Service.....</b>	<b>350</b>	<b>.....</b>	<b>350</b>	<b>2,607</b>	<b>.....</b>	<b>2,607</b>	<b>2,533</b>	<b>.....</b>	<b>2,533</b>
Other .....	67	6	62	562	23	538	600	22	578
Proprietary Receipts from the Public.....	.....	74	-74	.....	316	-316	.....	283	-283
Intrabudgetary Transactions .....	-2	.....	-2	-5	.....	-5	-6	.....	-6
<b>Total--Department of Agriculture.....</b>	<b>11,111</b>	<b>1,336</b>	<b>9,775</b>	<b>73,153</b>	<b>9,899</b>	<b>63,254</b>	<b>66,626</b>	<b>7,601</b>	<b>59,025</b>

**Table 5. Outlays of the U.S. Government, February 2011 and Other Periods-Continued**

Classification	[\$ millions]								
	This Month			Current Fiscal Year to Date			Prior Fiscal Year to Date		
	Gross Outlays	Applicable Receipts	Outlays	Gross Outlays	Applicable Receipts	Outlays	Gross Outlays	Applicable Receipts	Outlays
<b>Department of Commerce:</b>									
Economic Development Administration .....	40	(**)	40	198	5	192	122	(**)	122
Bureau of the Census .....	98	.....	98	782	.....	782	1,348	.....	1,348
International Trade Administration .....	37	.....	37	176	.....	176	162	.....	162
National Oceanic and Atmospheric Administration .....	373	10	363	2,080	12	2,069	2,013	5	2,008
National Institute of Standards and Technology.....	90	.....	90	431	.....	431	354	.....	354
National Telecommunication and Information Administration.....	341	.....	341	530	.....	530	54	.....	54
Other .....	23	3	20	188	19	169	138	20	118
Proprietary Receipts from the Public.....	.....	5	-5	.....	-9	9	.....	-5	5
Intrabudgetary Transactions .....	28	.....	28	67	.....	67	25	.....	25
<b>Total--Department of Commerce .....</b>	<b>1,031</b>	<b>18</b>	<b>1,012</b>	<b>4,452</b>	<b>27</b>	<b>4,425</b>	<b>4,216</b>	<b>20</b>	<b>4,196</b>
<b>Department of Defense--Military:</b>									
Military Personnel:									
Department of the Army.....	3,260	.....	3,260	31,333	.....	31,333	31,325	.....	31,325
Department of the Navy.....	3,540	.....	3,540	21,119	.....	21,119	20,642	.....	20,642
Department of the Air Force.....	2,738	.....	2,738	16,170	.....	16,170	15,726	.....	15,726
Defense Agencies.....	.....	.....	.....	4,950	.....	4,950	4,516	.....	4,516
<b>Total--Military Personnel .....</b>	<b>9,538</b>	<b>.....</b>	<b>9,538</b>	<b>73,572</b>	<b>.....</b>	<b>73,572</b>	<b>72,209</b>	<b>.....</b>	<b>72,209</b>
Operation and Maintenance:									
Department of the Army.....	7,435	.....	7,435	41,651	.....	41,651	39,550	.....	39,550
Department of the Navy.....	4,339	.....	4,339	21,810	.....	21,810	20,781	.....	20,781
Department of the Air Force.....	4,641	.....	4,641	22,985	.....	22,985	22,043	.....	22,043
Defense Agencies.....	5,046	.....	5,046	26,475	.....	26,475	24,798	.....	24,798
<b>Total--Operation and Maintenance .....</b>	<b>21,461</b>	<b>.....</b>	<b>21,461</b>	<b>112,922</b>	<b>.....</b>	<b>112,922</b>	<b>107,171</b>	<b>.....</b>	<b>107,171</b>
International Reconstruction and Other Assistance:									
Department of the Army.....	(**)	.....	(**)	1	.....	1	10	.....	10
Procurement:									
Department of the Army.....	2,697	.....	2,697	16,385	.....	16,385	18,218	.....	18,218
Department of the Navy.....	2,825	.....	2,825	17,275	.....	17,275	17,184	.....	17,184
Department of the Air Force.....	3,296	.....	3,296	17,694	.....	17,694	16,065	.....	16,065
Defense Agencies.....	530	.....	530	3,110	.....	3,110	2,579	.....	2,579
<b>Total--Procurement.....</b>	<b>9,348</b>	<b>.....</b>	<b>9,348</b>	<b>54,464</b>	<b>.....</b>	<b>54,464</b>	<b>54,045</b>	<b>.....</b>	<b>54,045</b>
Research, Development, Test, and Evaluation:									
Department of the Army.....	833	.....	833	4,349	.....	4,349	4,311	.....	4,311
Department of the Navy.....	1,211	.....	1,211	7,199	.....	7,199	7,605	.....	7,605
Department of the Air Force.....	2,654	.....	2,654	10,719	.....	10,719	9,270	.....	9,270
Defense Agencies.....	1,440	.....	1,440	7,648	.....	7,648	8,047	.....	8,047
<b>Total--Research, Development, Test, and Evaluation.....</b>	<b>6,138</b>	<b>.....</b>	<b>6,138</b>	<b>29,915</b>	<b>.....</b>	<b>29,915</b>	<b>29,233</b>	<b>.....</b>	<b>29,233</b>
Military Construction:									
Department of the Army.....	345	.....	345	2,311	.....	2,311	2,347	.....	2,347
Department of the Navy.....	227	.....	227	1,068	.....	1,068	1,094	.....	1,094
Department of the Air Force.....	120	.....	120	714	.....	714	574	.....	574
Defense Agencies.....	784	.....	784	4,369	.....	4,369	4,073	.....	4,073
<b>Total--Military Construction .....</b>	<b>1,476</b>	<b>.....</b>	<b>1,476</b>	<b>8,462</b>	<b>.....</b>	<b>8,462</b>	<b>8,088</b>	<b>.....</b>	<b>8,088</b>
Family Housing:									
Department of the Army.....	53	.....	53	247	.....	247	293	.....	293
Department of the Navy.....	34	.....	34	201	.....	201	163	.....	163
Department of the Air Force.....	63	.....	63	431	.....	431	427	.....	427
Defense Agencies.....	56	28	28	548	123	426	408	17	390
Revolving and Management Funds:									
Department of the Navy.....	107	.....	107	597	.....	597	799	.....	799
Defense Agencies:									
Working Capital Fund.....	-977	.....	-977	49	.....	49	1,262	.....	1,262
Other.....	61	.....	61	235	.....	235	-19	.....	-19
Allowances .....	-4	.....	-4	-8	.....	-8	7	.....	7
Trust Funds:									
Department of the Army.....	(**)	.....	(**)	1	.....	1	3	.....	3
Department of the Navy.....	-1	.....	-1	6	.....	6	8	.....	8
Department of the Air Force.....	(**)	.....	(**)	5	(**)	4	1	(**)	1
Defense Agencies.....	8	.....	8	70	.....	70	72	.....	72
Proprietary Receipts from the Public:									
Department of the Army.....	.....	60	-60	.....	35	-35	.....	-6	6
Department of the Navy.....	.....	4	-4	.....	32	-32	.....	53	-53
Department of the Air Force.....	.....	2	-2	.....	-22	22	.....	-7	7
Defense Agencies.....	.....	25	-25	.....	235	-235	.....	301	-301
Intrabudgetary Transactions:									
Department of the Army.....	29	.....	29	24	.....	24	104	.....	104
Department of the Navy.....	-5	.....	-5	9	.....	9	39	.....	39
Department of the Air Force.....	-45	.....	-45	54	.....	54	105	.....	105
Defense Agencies.....	45	.....	45	10	.....	10	-138	.....	-138
Offsetting Governmental Receipts:									
Department of the Army.....	.....	.....	.....	.....	(**)	(**)	.....	2	-2
Defense Agencies.....	.....	(**)	(**)	.....	(**)	(**)	.....	(**)	(**)
<b>Total--Department of Defense--Military .....</b>	<b>47,385</b>	<b>118</b>	<b>47,268</b>	<b>281,815</b>	<b>403</b>	<b>281,411</b>	<b>274,289</b>	<b>360</b>	<b>273,929</b>



**Table 5. Outlays of the U.S. Government, February 2011 and Other Periods-Continued**

Classification	[\$ millions]								
	This Month			Current Fiscal Year to Date			Prior Fiscal Year to Date		
	Gross Outlays	Applicable Receipts	Outlays	Gross Outlays	Applicable Receipts	Outlays	Gross Outlays	Applicable Receipts	Outlays
<b>Department of Education:</b>									
Office of Elementary and Secondary Education:									
Accelerating Achievement and Ensuring Equity.....	1,965	.....	1,965	7,306	.....	7,306	7,593	.....	7,593
Impact Aid.....	131	.....	131	660	.....	660	822	.....	822
Education Improvement Programs.....	404	.....	404	2,140	.....	2,140	2,006	.....	2,006
State Fiscal Stabilization Fund, Recovery Act.....	1,149	.....	1,149	5,612	.....	5,612	9,383	.....	9,383
Other.....	329	.....	329	1,574	.....	1,574	43	.....	43
<b>Total--Office of Elementary and Secondary Education.....</b>	<b>3,979</b>	<b>.....</b>	<b>3,979</b>	<b>17,291</b>	<b>.....</b>	<b>17,291</b>	<b>19,847</b>	<b>.....</b>	<b>19,847</b>
Office of Innovation and Improvement.....	95	.....	95	397	.....	397	411	.....	411
Office of Safe and Drug-Free Schools.....	41	.....	41	211	.....	211	300	.....	300
Office of English Language Acquisition.....	50	.....	50	348	.....	348	254	.....	254
Office of Special Education and Rehabilitative Services:									
Special Education.....	1,408	.....	1,408	6,488	.....	6,488	7,419	.....	7,419
Rehabilitation Services and Disability Research.....	273	.....	273	1,500	.....	1,500	1,390	.....	1,390
Special Institutions for Persons with Disabilities.....	15	.....	15	83	.....	83	83	.....	83
Office of Vocational and Adult Education.....	163	.....	163	750	.....	750	773	.....	773
Office of Postsecondary Education:									
Higher Education.....	179	.....	179	1,002	.....	1,002	947	.....	947
Other.....	10	(**)	10	93	7	86	102	7	95
<b>Total--Office of Postsecondary Education.....</b>	<b>188</b>	<b>(**)</b>	<b>188</b>	<b>1,095</b>	<b>7</b>	<b>1,088</b>	<b>1,048</b>	<b>7</b>	<b>1,042</b>
Office of Federal Student Aid:									
Student Financial Assistance.....	5,209	.....	5,209	18,116	.....	18,116	15,169	.....	15,169
Academic Competitiveness-Smart Grant Program.....	142	.....	142	551	.....	551	451	.....	451
Student Aid Administration.....	99	.....	99	435	.....	435	301	.....	301
Federal Direct Student Loans.....	(**)	.....	(**)	5	.....	5	(**)	.....	(**)
Federal Family Education Loans.....	-44	.....	-44	-116	.....	-116	-114	.....	-114
Other.....	.....	.....	.....	8	.....	8	.....	.....	.....
<b>Total--Office of Federal Student Aid.....</b>	<b>5,406</b>	<b>.....</b>	<b>5,406</b>	<b>18,999</b>	<b>.....</b>	<b>18,999</b>	<b>15,807</b>	<b>.....</b>	<b>15,807</b>
Institute of Education Sciences.....	58	.....	58	252	.....	252	219	.....	219
Departmental Management.....	59	.....	59	265	.....	265	224	.....	224
Hurricane Education Recovery.....	2	.....	2	12	.....	12	13	.....	13
Proprietary Receipts from the Public.....	.....	18	-18	.....	5,092	-5,092	.....	3,286	-3,286
Intrabudgetary Transactions.....	26	.....	26	49	.....	49	17	.....	17
<b>Total--Department of Education.....</b>	<b>11,764</b>	<b>18</b>	<b>11,746</b>	<b>47,741</b>	<b>5,098</b>	<b>42,643</b>	<b>47,807</b>	<b>3,293</b>	<b>44,515</b>
<b>Department of Energy:</b>									
National Nuclear Security Administration:									
Naval Reactors.....	72	.....	72	343	.....	343	404	.....	404
Weapons Activities.....	420	.....	420	2,686	.....	2,686	2,460	.....	2,460
Defense Nuclear Nonproliferation.....	161	.....	161	828	.....	828	611	.....	611
Other.....	30	.....	30	183	.....	183	184	.....	184
Environmental and Other Defense Activities:									
Defense Environmental Cleanup.....	563	.....	563	3,057	.....	3,057	3,013	.....	3,013
Other Defense Activities.....	40	.....	40	369	.....	369	515	.....	515
Defense Nuclear Waste Disposal.....	(**)	.....	(**)	14	.....	14	29	.....	29
Other.....	(**)	.....	(**)	(**)	.....	(**)	(**)	.....	(**)
Energy Programs:									
Science.....	406	.....	406	2,279	.....	2,279	2,080	.....	2,080
Energy Supply.....	107	.....	107	804	.....	804	495	.....	495
Energy Efficiency and Renewable Energy.....	613	.....	613	2,874	.....	2,874	1,317	.....	1,317
Fossil Energy Research and Development.....	80	.....	80	360	.....	360	271	.....	271
Uranium Enrichment Decontamination and Decommissioning Fund.....	72	.....	72	308	.....	308	309	.....	309
Advancement Technology Vehicles Manufacturing Loan Program.....	90	.....	90	345	.....	345	227	.....	227
Title 17 Innovative Technology Loan Guarantee Program.....	89	.....	89	111	.....	111	15	.....	15
Other.....	95	2	93	515	17	498	517	25	492
<b>Total--Energy Programs.....</b>	<b>1,553</b>	<b>2</b>	<b>1,551</b>	<b>7,597</b>	<b>17</b>	<b>7,579</b>	<b>5,231</b>	<b>25</b>	<b>5,206</b>
Power Marketing Administration.....	212	299	-87	1,496	1,381	115	1,302	1,257	45
Departmental Administration.....	31	.....	31	160	.....	160	125	.....	125
Proprietary Receipts from the Public.....	.....	81	-81	.....	744	-744	.....	680	-680
Intrabudgetary Transactions.....	-179	.....	-179	-590	.....	-590	-839	.....	-839
<b>Total--Department of Energy.....</b>	<b>2,903</b>	<b>381</b>	<b>2,521</b>	<b>16,141</b>	<b>2,143</b>	<b>13,998</b>	<b>13,036</b>	<b>1,963</b>	<b>11,074</b>

**Table 5. Outlays of the U.S. Government, February 2011 and Other Periods-Continued**

Classification	[\$ millions]								
	This Month			Current Fiscal Year to Date			Prior Fiscal Year to Date		
	Gross Outlays	Applicable Receipts	Outlays	Gross Outlays	Applicable Receipts	Outlays	Gross Outlays	Applicable Receipts	Outlays
<b>Department of Health and Human Services:</b>									
Food and Drug Administration .....	222	1	222	773	3	769	834	3	831
Health Resources and Services Administration .....	704	1	703	3,417	4	3,412	3,145	4	3,141
Indian Health Services .....	200	.....	200	1,611	.....	1,611	2,389	.....	2,389
Centers for Disease Control and Prevention .....	535	.....	535	2,735	.....	2,735	2,897	.....	2,897
National Institutes of Health .....	2,725	.....	2,725	13,773	.....	13,773	12,594	.....	12,594
Substance Abuse and Mental Health Services Administration .....	265	.....	265	1,168	.....	1,168	1,208	.....	1,208
Agency for Healthcare Research and Quality .....	-62	.....	-62	5	.....	5	106	.....	106
Centers for Medicare and Medicaid Services:									
Grants to States for Medicaid .....	21,821	.....	21,821	119,075	.....	119,075	109,814	.....	109,814
Payments to Health Care Trust Funds .....	18,369	.....	18,369	93,547	.....	93,547	89,773	.....	89,773
Children's Health Insurance Fund .....	689	.....	689	3,523	.....	3,523	3,146	.....	3,146
State Grants and Demonstrations .....	65	.....	65	244	.....	244	229	.....	229
Federal Hospital Insurance Trust Fund:									
Benefit Payments .....	21,520	.....	21,520	97,754	.....	97,754	97,806	.....	97,806
Administrative Expenses .....	180	.....	180	1,089	.....	1,089	889	.....	889
Total--FHI Trust Fund .....	21,700	.....	21,700	98,843	.....	98,843	98,694	.....	98,694
Health Care Fraud and Abuse Control .....	140	.....	140	597	.....	597	357	.....	357
Federal Supplementary Medical Insurance Trust Fund:									
Benefit Payments .....	17,359	.....	17,359	89,238	.....	89,238	82,384	.....	82,384
Administrative Expenses .....	206	.....	206	1,066	.....	1,066	1,126	.....	1,126
Medicare Prescription Drugs:									
Benefit Payments .....	5,165	.....	5,165	24,441	.....	24,441	25,228	.....	25,228
Administrative Expenses .....	19	.....	19	95	.....	95	35	.....	35
Total--FSMI Trust Fund .....	22,750	.....	22,750	114,840	.....	114,840	108,774	.....	108,774
Other .....	26	.....	26	180	.....	180	98	.....	98
Total--Centers for Medicare and Medicaid Services .....	85,559	.....	85,559	430,849	.....	430,849	410,885	.....	410,885
Administration for Children and Families:									
Temporary Assistance for Needy Families .....	1,416	.....	1,416	7,219	.....	7,219	7,368	.....	7,368
Contingency Fund .....	87	.....	87	1,280	.....	1,280	788	.....	788
Payments to States for Child Support Enforcement and Family Support Programs .....	387	.....	387	1,356	.....	1,356	1,528	.....	1,528
Low Income Home Energy Assistance .....	606	.....	606	2,176	.....	2,176	2,291	.....	2,291
Refugee and Entrant Assistance .....	35	.....	35	229	.....	229	281	.....	281
Child Care Entitlement to States .....	257	.....	257	1,333	.....	1,333	1,011	.....	1,011
Payments to States for the Child Care and Development Block Grant .....	209	.....	209	1,251	.....	1,251	1,119	.....	1,119
Social Services Block Grant .....	136	.....	136	673	.....	673	798	.....	798
Children and Families Services Programs .....	826	.....	826	4,509	.....	4,509	4,290	.....	4,290
Payments to States for Foster Care and Adoption Assistance .....	515	.....	515	2,857	.....	2,857	2,888	.....	2,888
Other .....	37	.....	37	171	.....	171	140	.....	140
Total--Administration for Children and Families .....	4,511	.....	4,511	23,054	.....	23,054	22,503	.....	22,503
Administration on Aging .....	99	.....	99	636	.....	636	613	.....	613
Departmental Management .....	584	.....	584	2,335	.....	2,335	2,737	.....	2,737
Other .....	24	.....	24	309	.....	309	279	.....	279
Proprietary Receipts from the Public .....	.....	6,061	-6,061	.....	28,914	-28,914	.....	28,587	-28,587
Intrabudgetary Transactions:									
Payments for Health Insurance for the Aged:									
Federal Supplementary Medical Insurance Trust Fund .....	-18,367	.....	-18,367	-90,539	.....	-90,539	-86,188	.....	-86,188
Payments for Tax and Other Credits:									
Federal Hospital Insurance Trust Fund .....	-1	.....	-1	-3,000	.....	-3,000	-3,579	.....	-3,579
Other .....	-12	.....	-12	-140	.....	-140	216	.....	216
Total--Department of Health and Human Services .....	76,987	6,062	70,925	386,986	28,922	358,065	370,639	28,593	342,045
<b>Department of Homeland Security:</b>									
Departmental Management and Operations .....	101	.....	101	485	.....	485	418	.....	418
Citizenship and Immigration Services .....	196	.....	196	1,037	.....	1,037	1,027	.....	1,027
United States Secret Service .....	119	.....	119	712	.....	712	671	.....	671
Transportation Security Administration .....	347	.....	347	2,341	.....	2,341	1,873	.....	1,873
Immigration and Customs Enforcement .....	384	.....	384	2,249	.....	2,249	2,300	.....	2,300
Customs and Border Protection .....	858	.....	858	4,747	.....	4,747	4,586	.....	4,586
United States Coast Guard .....	773	1	773	4,358	5	4,353	4,011	5	4,006
National Protection and Programs Directorate .....	130	.....	130	641	.....	641	418	.....	418
Federal Emergency Management Administration:									
State and Local Programs .....	-84	.....	-84	769	.....	769	1,092	.....	1,092
Firefighter Assistance Grants .....	55	.....	55	268	.....	268	164	.....	164
Disaster Relief .....	371	.....	371	2,255	.....	2,255	2,562	.....	2,562
National Flood Insurance Fund .....	35	160	-125	236	745	-508	200	478	-278
Other .....	101	.....	101	552	.....	552	540	.....	540
Total--Federal Emergency Management Administration .....	478	160	318	4,080	745	3,335	4,558	478	4,080
Science and Technology .....	80	.....	80	376	.....	376	353	.....	353
Domestic Nuclear Detection Office .....	30	.....	30	168	.....	168	189	.....	189
Other .....	28	.....	28	196	.....	196	170	.....	170
Proprietary Receipts from the Public .....	.....	26	-26	.....	140	-140	.....	54	-54
Intrabudgetary Transactions .....	10	.....	10	68	.....	68	39	.....	39
Offsetting Governmental Receipts .....	.....	581	-581	.....	2,458	-2,458	.....	1,855	-1,855
Total--Department of Homeland Security .....	3,534	768	2,766	21,457	3,347	18,110	20,614	2,392	18,222

**Table 5. Outlays of the U.S. Government, February 2011 and Other Periods-Continued**

Classification	[\$ millions]								
	This Month			Current Fiscal Year to Date			Prior Fiscal Year to Date		
	Gross Outlays	Applicable Receipts	Outlays	Gross Outlays	Applicable Receipts	Outlays	Gross Outlays	Applicable Receipts	Outlays
<b>Department of Housing and Urban Development:</b>									
Public and Indian Housing Programs:									
Tenant Based Rental Assistance.....	1,533	.....	1,533	7,680	.....	7,680	6,973	.....	6,973
Housing Certificate Fund.....	104	.....	104	563	.....	563	568	.....	568
Project-Based Rental Assistance.....	694	.....	694	3,496	.....	3,496	3,388	.....	3,388
Public Housing Capital Fund.....	276	.....	276	1,907	.....	1,907	1,786	.....	1,786
Public Housing Operating Fund.....	343	.....	343	2,014	.....	2,014	1,932	.....	1,932
Revitalization of Severely Distressed									
Public Housing (Hope VI).....	12	.....	12	64	.....	64	78	.....	78
Native American Housing Block Grant.....	57	.....	57	325	.....	325	298	.....	298
Other.....	(**)	.....	(**)	1	.....	1	-71	.....	-71
<b>Total--Public and Indian Housing Programs.....</b>	<b>3,018</b>	<b>.....</b>	<b>3,018</b>	<b>16,050</b>	<b>.....</b>	<b>16,050</b>	<b>14,952</b>	<b>.....</b>	<b>14,952</b>
Community Planning and Development:									
Housing Opportunities for Persons with AIDS.....	28	.....	28	142	.....	142	112	.....	112
Community Development Fund.....	498	.....	498	2,860	.....	2,860	2,883	.....	2,883
Home Investment Partnership Program.....	287	.....	287	1,550	.....	1,550	869	.....	869
Neighborhood Stabilization Program.....	82	.....	82	564	.....	564	442	.....	442
Homeless Assistance Grants.....	183	.....	183	961	.....	961	745	.....	745
Other.....	7	.....	7	37	(**)	37	40	(**)	40
<b>Total--Community Planning and Development.....</b>	<b>1,084</b>	<b>.....</b>	<b>1,084</b>	<b>6,115</b>	<b>(**)</b>	<b>6,115</b>	<b>5,093</b>	<b>(**)</b>	<b>5,093</b>
Housing Programs:									
Credit Accounts:									
FHA-Mutual Mortgage Insurance Fund, Program Account.....	8	.....	8	40	.....	40	22	.....	22
FHA-Mutual Mortgage Insurance Capital Reserve Account.....	-497	.....	-497	-2,886	.....	-2,886	-1,118	.....	-1,118
FHA-Mutual Mortgage and Cooperative Housing									
Insurance Fund, Liquidating Account.....	5	-3	8	20	5	14	11	1	10
FHA-General and Special Risk Fund, Program Account.....	(**)	.....	(**)	5	.....	5	22	.....	22
FHA-General and Special Risk Fund, Liquidating Account.....	-6	16	-22	40	75	-35	32	60	-28
Housing for the Elderly or Handicapped Fund,									
Liquidating Account.....	(**)	37	-37	(**)	242	-241	1	259	-258
Home Ownership Preservation Equity Fund.....	(**)	.....	(**)	2	.....	2	2	.....	2
Housing for the Elderly.....	70	.....	70	390	.....	390	386	.....	386
Housing for Persons with Disabilities.....	63	.....	63	322	.....	322	332	.....	332
Other Assisted Housing Programs.....	4	.....	4	20	.....	20	21	.....	21
Other.....	14	1	12	81	14	67	12	9	3
<b>Total--Housing Programs.....</b>	<b>-339</b>	<b>51</b>	<b>-390</b>	<b>-1,966</b>	<b>336</b>	<b>-2,302</b>	<b>-278</b>	<b>329</b>	<b>-607</b>
Government National Mortgage Association:									
Guarantees of Mortgage-Backed Securities.....	13	4	9	84	52	33	29	103	-74
Management and Administration.....	137	.....	137	734	.....	734	683	.....	683
Other.....	19	.....	19	107	.....	107	108	.....	108
Proprietary Receipts from the Public:									
GNMA, Guarantees of Mortgage-Backed Securities.....	.....	.....	.....	.....	.....	.....	.....	13	-13
FHA-General and Special Risk Fund.....	.....	21	-21	.....	169	-169	.....	133	-133
Other.....	.....	8	-8	.....	8	-8	.....	37	-37
Intrabudgetary Transactions.....	-9	.....	-9	-5	.....	-5	-8	.....	-8
Offsetting Governmental Receipts.....	.....	(**)	(**)	.....	1	-1	.....	1	-1
<b>Total--Department of Housing and Urban Development.....</b>	<b>3,923</b>	<b>84</b>	<b>3,840</b>	<b>21,120</b>	<b>566</b>	<b>20,554</b>	<b>20,579</b>	<b>616</b>	<b>19,963</b>
<b>Department of the Interior:</b>									
Land and Minerals Management:									
Bureau of Land Management:									
Management of Lands and Resources.....	63	.....	63	379	.....	379	374	.....	374
Other.....	47	10	36	302	47	255	350	38	312
Minerals Management Service.....	156	.....	156	848	.....	848	770	.....	770
Office of Surface Mining Reclamation and Enforcement.....	31	.....	31	449	.....	449	340	.....	340
<b>Total--Land and Minerals Management.....</b>	<b>296</b>	<b>10</b>	<b>286</b>	<b>1,977</b>	<b>47</b>	<b>1,931</b>	<b>1,834</b>	<b>38</b>	<b>1,796</b>
Water and Science:									
Bureau of Reclamation:									
Water and Related Resources.....	111	.....	111	501	.....	501	493	.....	493
Other.....	47	28	19	243	127	116	280	125	155
United States Geological Survey.....	91	.....	91	520	.....	520	447	.....	447
Other.....	18	.....	18	25	.....	25	43	.....	43
<b>Total--Water and Science.....</b>	<b>268</b>	<b>28</b>	<b>239</b>	<b>1,288</b>	<b>127</b>	<b>1,161</b>	<b>1,264</b>	<b>125</b>	<b>1,139</b>
Fish and Wildlife and Parks:									
United States Fish and Wildlife Service.....	189	.....	189	1,086	.....	1,086	998	.....	998
National Park Service.....	254	.....	254	1,505	.....	1,505	1,271	.....	1,271
<b>Total--Fish and Wildlife and Parks.....</b>	<b>443</b>	<b>.....</b>	<b>443</b>	<b>2,591</b>	<b>.....</b>	<b>2,591</b>	<b>2,270</b>	<b>.....</b>	<b>2,270</b>
Bureau of Indian Affairs and									
Bureau of Indian Education.....	230	(**)	230	1,027	(**)	1,027	1,317	5	1,312
Departmental Offices:									
Insular Affairs.....	13	.....	13	137	.....	137	186	.....	186
Office of the Special Trustee for American Indians.....	43	.....	43	252	.....	252	198	.....	198
Department-Wide Programs.....	90	.....	90	466	.....	466	497	.....	497
Other.....	14	.....	14	99	.....	99	91	.....	91
Proprietary Receipts from the Public.....	.....	384	-384	.....	2,141	-2,141	.....	1,942	-1,942
Intrabudgetary Transactions.....	-50	.....	-50	-52	.....	-52	-137	.....	-137
<b>Total--Department of the Interior.....</b>	<b>1,346</b>	<b>422</b>	<b>924</b>	<b>7,786</b>	<b>2,315</b>	<b>5,471</b>	<b>7,519</b>	<b>2,110</b>	<b>5,409</b>

**Table 5. Outlays of the U.S. Government, February 2011 and Other Periods-Continued**

Classification	[\$ millions]								
	This Month			Current Fiscal Year to Date			Prior Fiscal Year to Date		
	Gross Outlays	Applicable Receipts	Outlays	Gross Outlays	Applicable Receipts	Outlays	Gross Outlays	Applicable Receipts	Outlays
<b>Department of Justice:</b>									
General Administration .....	149	.....	149	949	.....	949	898	.....	898
Legal Activities and United States Marshals:									
General Legal Activities .....	63	.....	63	373	.....	373	363	.....	363
United States Attorneys .....	180	.....	180	845	.....	845	824	.....	824
United States Marshals Service .....	80	.....	80	610	.....	610	517	.....	517
Assets Forfeiture Fund .....	172	.....	172	634	.....	634	360	.....	360
Other .....	54	.....	54	219	.....	219	222	.....	222
Federal Bureau of Investigation .....	555	.....	555	3,193	.....	3,193	3,106	.....	3,106
Drug Enforcement Administration .....	109	.....	109	929	.....	929	895	.....	895
Bureau of Alcohol, Tobacco, Firearms, and Explosives .....	68	.....	68	431	.....	431	453	.....	453
Federal Prison System .....	498	28	470	2,877	143	2,735	2,762	140	2,622
Office of Justice Programs:									
State and Local Law Enforcement Assistance .....	96	.....	96	955	.....	955	1,287	.....	1,287
Community Oriented Policing Services .....	48	.....	48	265	.....	265	156	.....	156
Crime Victims Fund .....	41	.....	41	265	.....	265	275	.....	275
Other .....	103	.....	103	530	.....	530	469	.....	469
Other .....	62	.....	62	321	.....	321	269	.....	269
Proprietary Receipts from the Public .....	.....	10	-10	.....	118	-118	.....	32	-32
Intrabudgetary Transactions .....	8	.....	8	-103	.....	-103	-179	.....	-179
Offsetting Governmental Receipts .....	.....	58	-58	.....	206	-206	.....	196	-196
<b>Total--Department of Justice .....</b>	<b>2,286</b>	<b>95</b>	<b>2,191</b>	<b>13,292</b>	<b>467</b>	<b>12,825</b>	<b>12,676</b>	<b>368</b>	<b>12,308</b>
<b>Department of Labor:</b>									
Employment and Training Administration:									
Training and Employment Services .....	368	.....	368	1,831	.....	1,831	2,150	.....	2,150
Office of Job Corps .....	118	.....	118	646	.....	646	657	.....	657
Community Service Employment for Older Americans .....	56	.....	56	310	.....	310	279	.....	279
Federal Unemployment Benefits and Allowances .....	60	.....	60	311	.....	311	232	.....	232
Federal Additional Unemployment Compensation Program-Recovery Act .....	-9	.....	-9	1,660	.....	1,660	5,181	.....	5,181
State Unemployment Insurance and Employment Service Operations .....	67	.....	67	536	.....	536	455	.....	455
Payments to the Unemployment Trust Fund .....	32,007	.....	32,007	53,294	.....	53,294	21,095	.....	21,095
Advances to the Unemployment Trust Fund and Other Funds .....	.....	.....	.....	240	.....	240	.....	.....	.....
Program Administration .....	9	.....	9	50	.....	50	50	.....	50
Unemployment Trust Fund:									
Federal-State Unemployment Insurance: State Unemployment Benefits .....	9,889	.....	9,889	51,495	.....	51,495	61,742	.....	61,742
State Administrative Expenses .....	308	.....	308	1,918	.....	1,918	1,776	.....	1,776
Federal Administrative Expenses .....	75	.....	75	190	.....	190	110	.....	110
Other .....	(**)	.....	(**)	(**)	.....	(**)	1	.....	1
<b>Total--Unemployment Trust Fund .....</b>	<b>10,272</b>	<b>.....</b>	<b>10,272</b>	<b>53,604</b>	<b>.....</b>	<b>53,604</b>	<b>63,629</b>	<b>.....</b>	<b>63,629</b>
Other .....	8	.....	8	9	.....	9	21,797	.....	21,797
<b>Total--Employment and Training Administration .....</b>	<b>42,956</b>	<b>.....</b>	<b>42,956</b>	<b>112,492</b>	<b>.....</b>	<b>112,492</b>	<b>115,525</b>	<b>.....</b>	<b>115,525</b>
Pension Benefit Guaranty Corporation .....	488	982	-494	2,477	2,978	-500	2,235	2,664	-429
Employment Standards Administration .....	36	.....	36	201	.....	201	190	.....	190
Office of Workers' Compensation Programs:									
Special Benefits .....	224	.....	224	-146	.....	-146	-402	.....	-402
Energy Employees Occupational Illness Compensation Fund .....									
.....	100	.....	100	550	.....	550	407	.....	407
Special Benefits for Disabled Coal Miners .....	16	.....	16	82	.....	82	93	.....	93
Black Lung Disability Trust Fund .....	22	.....	22	113	.....	113	118	.....	118
Other .....	19	.....	19	100	.....	100	98	.....	98
Occupational Safety and Health Administration .....	40	.....	40	234	.....	234	206	.....	206
Mine Safety and Health Administration .....	24	.....	24	135	.....	135	137	.....	137
Bureau of Labor Statistics .....	41	.....	41	210	.....	210	190	.....	190
Departmental Management .....	19	.....	19	264	.....	264	275	.....	275
Other .....	13	.....	13	65	.....	65	61	.....	61
Proprietary Receipts from the Public .....	.....	(**)	(**)	.....	12	-12	.....	9	-9
Intrabudgetary Transactions .....	-32,099	.....	-32,099	-54,392	.....	-54,392	-43,368	.....	-43,368
<b>Total--Department of Labor .....</b>	<b>11,899</b>	<b>982</b>	<b>10,917</b>	<b>62,385</b>	<b>2,990</b>	<b>59,395</b>	<b>75,765</b>	<b>2,673</b>	<b>73,092</b>
<b>Department of State:</b>									
Administration of Foreign Affairs:									
Diplomatic and Consular Programs .....	1,093	.....	1,093	3,345	.....	3,345	3,335	.....	3,335
Educational and Cultural Exchange Programs .....	42	.....	42	241	.....	241	195	.....	195
Embassy Security, Construction, and Maintenance .....	-587	.....	-587	-20	.....	-20	965	.....	965
Payment to Foreign Service Retirement and Disability Fund .....	.....	.....	.....	.....	.....	.....	159	.....	159
Foreign Service Retirement and Disability Fund .....	69	.....	69	345	.....	345	344	.....	344
Other .....	-127	.....	-127	416	.....	416	-151	.....	-151
<b>Total--Administration of Foreign Affairs .....</b>	<b>491</b>	<b>.....</b>	<b>491</b>	<b>4,326</b>	<b>.....</b>	<b>4,326</b>	<b>4,848</b>	<b>.....</b>	<b>4,848</b>
International Organizations and Conferences .....	431	.....	431	1,556	.....	1,556	1,315	.....	1,315
Global Health and Child Survival .....	466	.....	466	2,683	.....	2,683	1,736	.....	1,736
Migration and Refugee Assistance .....	134	.....	134	727	.....	727	626	.....	626
International Narcotics Control and Law Enforcement .....	477	.....	477	622	.....	622	436	.....	436
Andean Counterdrug Programs .....	19	.....	19	99	.....	99	132	.....	132
Other .....	46	.....	46	250	.....	250	316	.....	316
Proprietary Receipts from the Public .....	.....	11	-11	.....	24	-24	.....	(**)	(**)
Intrabudgetary Transactions .....	38	.....	38	-81	.....	-81	-229	.....	-229
<b>Total--Department of State .....</b>	<b>2,103</b>	<b>11</b>	<b>2,092</b>	<b>10,181</b>	<b>24</b>	<b>10,157</b>	<b>9,181</b>	<b>(**)</b>	<b>9,181</b>

**Table 5. Outlays of the U.S. Government, February 2011 and Other Periods-Continued**

Classification	[\$ millions]								
	This Month			Current Fiscal Year to Date			Prior Fiscal Year to Date		
	Gross Outlays	Applicable Receipts	Outlays	Gross Outlays	Applicable Receipts	Outlays	Gross Outlays	Applicable Receipts	Outlays
<b>Department of Transportation:</b>									
Office of the Secretary.....	67	(**)	67	33	(**)	33	57	.....	57
Federal Aviation Administration:									
Operations.....	737	.....	737	2,060	.....	2,060	1,144	.....	1,144
Airport and Airway Trust Fund:									
Grants-In-Aid for Airports.....	222	.....	222	1,588	.....	1,588	1,883	.....	1,883
Facilities and Equipment.....	208	.....	208	1,069	.....	1,069	1,035	.....	1,035
Research, Engineering, and Development.....	10	.....	10	70	.....	70	45	.....	45
Trust Fund Share of FAA Operations.....	.....	.....	.....	1,699	.....	1,699	2,631	.....	2,631
Total--Airport and Airway Trust Fund.....	441	.....	441	4,426	.....	4,426	5,594	.....	5,594
Other.....	-9	11	-20	55	140	-85	14	59	-44
Total--Federal Aviation Administration.....	1,169	11	1,158	6,541	140	6,401	6,753	59	6,694
Federal Highway Administration:									
Highway Trust Fund:									
Federal-Aid Highways.....	1,941	.....	1,941	13,501	.....	13,501	11,977	.....	11,977
Other.....	(**)	.....	(**)	9	.....	9	26	.....	26
Highway Infrastructure Investment, Recovery Act.....	456	.....	456	4,240	.....	4,240	4,146	.....	4,146
Other Programs.....	35	.....	35	272	.....	272	317	.....	317
Total--Federal Highway Administration.....	2,431	.....	2,431	18,022	.....	18,022	16,466	.....	16,466
Federal Motor Carrier Safety Administration.....	37	.....	37	196	.....	196	219	.....	219
National Highway Traffic Safety Administration.....	66	.....	66	380	.....	380	449	.....	449
Federal Railroad Administration:									
Operating Subsidy Grants to the National Railroad									
Passenger Corporation.....	.....	.....	.....	239	.....	239	339	.....	339
Capital and Debt Service Grants to the National Railroad Passenger Corporation.....	173	.....	173	422	.....	422	434	.....	434
Capital Assistance for High Speed Rail Corridors and Intercity Passenger Rail Service, Recovery Act.....	7	.....	7	63	.....	63	(**)	.....	(**)
Other.....	21	.....	21	298	2	296	285	2	283
Total--Federal Railroad Administration.....	201	.....	201	1,022	2	1,021	1,058	2	1,056
Federal Transit Administration:									
Formula Grants.....	15	.....	15	89	.....	89	199	.....	199
Capital Investment Grants.....	70	.....	70	702	.....	702	822	.....	822
Formula and Bus Grants.....	400	.....	400	2,647	.....	2,647	2,886	.....	2,886
Transit Capital Assistance, Recovery Act.....	184	.....	184	1,063	.....	1,063	778	.....	778
Other.....	35	.....	35	241	.....	241	144	.....	144
Total--Federal Transit Administration.....	705	.....	705	4,743	.....	4,743	4,829	.....	4,829
Maritime Administration.....	52	1	52	171	20	151	315	316	-1
Other.....	58	2	57	220	11	209	180	5	175
Proprietary Receipts from the Public.....	.....	2	-2	.....	29	-29	.....	7	-7
Intrabudgetary Transactions:									
Other.....	(**)	.....	(**)	(**)	.....	(**)	-7	.....	-7
Offsetting Governmental Receipts.....	.....	.....	.....	.....	(**)	(**)	.....	1	-1
Total--Department of Transportation.....	4,786	15	4,771	31,328	202	31,125	30,319	389	29,930
<b>Department of the Treasury:</b>									
Departmental Offices:									
Exchange Stabilization Fund.....	.....	19	-19	.....	136	-136	.....	135	-135
Grants for Specified Energy Property in Lieu of Tax Credit.....	434	.....	434	1,168	.....	1,168	1,466	.....	1,466
Housing and Economic Recovery Programs.....	.....	.....	.....	2,609	.....	2,609	15,006	.....	15,006
Troubled Asset Relief Programs.....	128	.....	128	14,167	.....	4,167	8,687	.....	8,687
Other.....	357	.....	357	2,818	.....	2,818	937	.....	937
Financial Management Service:									
Payment to the Resolution Funding Corporation.....	.....	.....	.....	1,022	.....	1,022	1,130	.....	1,130
Financial Agent Services.....	48	.....	48	236	.....	236	223	.....	223
Interest Paid to Credit Financing Accounts.....	.....	.....	.....	(**)	.....	(**)	-3	.....	-3
Claims, Judgements, and Relief Acts.....	87	.....	87	521	.....	521	468	.....	468
Other.....	37	(**)	37	322	(**)	322	469	(**)	469
Total--Financial Management Service.....	172	(**)	172	2,101	(**)	2,101	2,287	(**)	2,287
Federal Financing Bank.....	-14	.....	-14	-73	.....	-73	-100	.....	-100
Alcohol and Tobacco Tax and Trade Bureau:									
Salaries and Expenses.....	8	.....	8	43	.....	43	41	.....	41
Internal Revenue Collections for Puerto Rico.....	30	.....	30	220	.....	220	176	.....	176
Bureau of Engraving and Printing.....	16	.....	16	50	.....	50	44	.....	44
United States Mint.....	426	343	82	1,776	1,960	-185	1,538	1,642	-104
Bureau of the Public Debt.....	14	.....	14	105	.....	105	105	.....	105
Internal Revenue Service:									
Taxpayer Services.....	194	.....	194	967	.....	967	929	.....	929
Enforcement.....	423	.....	423	2,321	.....	2,321	2,232	.....	2,232
Operations Support.....	346	.....	346	1,741	.....	1,741	1,566	.....	1,566
Payment Where Earned Income Credit Exceeds Liability for Tax.....	31,109	.....	31,109	237,479	.....	37,479	38,167	.....	38,167
Payment Where Child Credit Exceeds Liability for Tax.....	11,780	.....	11,780	14,022	.....	14,022	15,254	.....	15,254
Payment Where Tax Credits to Aid First Time Homebuyers Exceeds Liability for Tax.....	156	.....	156	833	.....	833	1,322	.....	1,322
Payment Where Making Work Pay Credit Exceeds Liability for Tax, Recovery Act.....	6,260	.....	6,260	7,242	.....	7,242	7,185	.....	7,185
Refunding Internal Revenue Collections, Interest.....	185	.....	185	1,073	.....	1,073	1,091	.....	1,091
Other.....	3,311	(**)	3,311	6,457	1	6,456	4,371	2	4,369
Total--Internal Revenue Service.....	53,763	(**)	53,763	72,135	1	72,133	72,118	2	72,116

**Table 5. Outlays of the U.S. Government, February 2011 and Other Periods-Continued**

Classification	[\$ millions]								
	This Month			Current Fiscal Year to Date			Prior Fiscal Year to Date		
	Gross Outlays	Applicable Receipts	Outlays	Gross Outlays	Applicable Receipts	Outlays	Gross Outlays	Applicable Receipts	Outlays
<b>Department of the Treasury:—Continued</b>									
Comptroller of the Currency.....	67	10	57	319	11	308	306	12	295
Office of Thrift Supervision.....	14	2	12	116	113	4	110	113	-3
Interest on the Public Debt:									
Interest on Treasury Debt Securities (Gross):									
Public Issues (Accrual Basis).....	18,223	.....	18,223	93,772	.....	93,772	82,846	.....	82,846
Special Issues (Cash Basis).....	3,536	.....	3,536	97,350	.....	97,350	98,296	.....	98,296
Total--Interest on Treasury Debt Securities (Gross).....	21,759	.....	21,759	191,121	.....	191,121	181,142	.....	181,142
Total--Interest on the Public Debt.....	21,759	.....	21,759	191,121	.....	191,121	181,142	.....	181,142
Other.....	11	.....	11	43	.....	43	37	.....	37
Proprietary Receipts from the Public.....	.....	704	-704	.....	14,546	-4,546	.....	5,063	-5,063
Intrabudgetary Transactions.....	-125	.....	-125	-1,201	.....	-1,201	-621	.....	-621
<b>Total--Department of the Treasury.....</b>	<b>77,061</b>	<b>1,078</b>	<b>75,982</b>	<b>277,516</b>	<b>6,766</b>	<b>270,750</b>	<b>283,278</b>	<b>6,967</b>	<b>276,311</b>
<b>Department of Veterans Affairs:</b>									
Veterans Health Administration:									
Medical Services.....	3,108	.....	3,108	16,100	.....	16,100	14,818	.....	14,818
Medical Support and Compliance.....	372	.....	372	2,059	.....	2,059	1,840	.....	1,840
Medical Facilities.....	394	.....	394	2,011	.....	2,011	1,913	.....	1,913
Other.....	82	30	52	454	160	294	414	153	260
Benefit Programs:									
Public Enterprise Funds:									
Housing Accounts.....	1	1	-1	3	7	-3	6	9	-4
Other.....	76	69	7	463	451	12	473	459	14
Compensation and Pensions.....	4,338	.....	4,338	21,362	.....	21,362	19,555	.....	19,555
Readjustment Benefits.....	1,013	.....	1,013	4,623	.....	4,623	3,709	.....	3,709
Veterans Housing Benefit Program Fund.....	39	.....	39	39	.....	39	31	.....	31
Insurance Funds:									
National Service Life.....	89	.....	89	428	.....	428	447	.....	447
Veterans Special Life.....	12	2	10	60	69	-10	56	72	-15
Other.....	-2	.....	-2	24	.....	24	83	.....	83
Total--Benefit Programs.....	5,565	72	5,493	27,003	527	26,476	24,359	540	23,819
Departmental Administration:									
Construction.....	116	.....	116	616	.....	616	587	.....	587
Information Technology Systems.....	296	.....	296	1,334	.....	1,334	967	.....	967
General Operating Expenses.....	150	.....	150	1,307	(**)	1,307	905	(**)	905
Other.....	42	.....	42	277	.....	277	150	.....	150
Proprietary Receipts from the Public:									
National Service Life.....	.....	4	-4	.....	40	-40	.....	44	-44
Other.....	.....	222	-222	.....	1,239	-1,239	.....	1,284	-1,284
Intrabudgetary Transactions.....	-16	.....	-16	-21	.....	-21	-19	.....	-19
<b>Total--Department of Veterans Affairs.....</b>	<b>10,109</b>	<b>327</b>	<b>9,782</b>	<b>51,139</b>	<b>1,967</b>	<b>49,172</b>	<b>45,932</b>	<b>2,021</b>	<b>43,911</b>
<b>Corps of Engineers:</b>									
Construction.....	338	.....	338	1,759	.....	1,759	1,179	.....	1,179
Operation and Maintenance.....	255	.....	255	1,417	.....	1,417	1,184	.....	1,184
Flood Control and Coastal Emergencies.....	143	.....	143	701	.....	701	583	.....	583
Harbor Maintenance Trust Fund.....	.....	.....	.....	.....	.....	.....	264	.....	264
Rivers and Harbors Contributed Funds.....	28	.....	28	163	.....	163	147	.....	147
Other.....	127	.....	127	805	.....	805	786	.....	786
Proprietary Receipts from the Public.....	.....	11	-11	.....	236	-236	.....	253	-253
Intrabudgetary Transactions.....	-1	.....	-1	(**)	.....	(**)	(**)	.....	(**)
<b>Total--Corps of Engineers.....</b>	<b>890</b>	<b>11</b>	<b>878</b>	<b>4,845</b>	<b>236</b>	<b>4,609</b>	<b>4,142</b>	<b>253</b>	<b>3,889</b>
<b>Other Defense Civil Programs:</b>									
Military Retirement:									
Payment to Military Retirement Fund.....	.....	.....	.....	61,404	.....	61,404	58,619	.....	58,619
Military Retirement Fund.....	4,243	.....	4,243	21,167	.....	21,167	21,035	.....	21,035
Retiree Health Care:									
Payment to Department of Defense	.....	.....	.....	9,785	.....	9,785	10,006	.....	10,006
Medicare-Eligible Retiree Health Care Fund.....	.....	.....	.....	9,785	.....	9,785	10,006	.....	10,006
Department of Defense Medicare-Eligible	.....	.....	.....	9,785	.....	9,785	10,006	.....	10,006
Retiree Health Care Fund.....	440	.....	440	3,472	.....	3,472	3,443	.....	3,443
Educational Benefits.....	42	.....	42	195	.....	195	193	.....	193
Other.....	14	.....	14	93	.....	93	101	.....	101
Proprietary Receipts from the Public.....	.....	1	-1	.....	4	-4	.....	7	-7
Intrabudgetary Transactions.....	-595	.....	-595	-74,082	.....	-74,082	-70,995	.....	-70,995
<b>Total--Other Defense Civil Programs.....</b>	<b>4,144</b>	<b>1</b>	<b>4,143</b>	<b>22,034</b>	<b>4</b>	<b>22,029</b>	<b>22,401</b>	<b>7</b>	<b>22,395</b>
<b>Environmental Protection Agency:</b>									
Science and Technology.....	73	.....	73	349	.....	349	355	.....	355
Environmental Programs and Management.....	204	.....	204	1,110	.....	1,110	1,079	.....	1,079
State and Tribal Assistance Grants.....	643	.....	643	2,828	.....	2,828	2,024	.....	2,024
Payment to the Hazardous Substance Superfund.....	.....	.....	.....	554	.....	554	1,281	.....	1,281
Hazardous Substance Superfund.....	82	.....	82	590	.....	590	135	.....	135
Other.....	31	2	29	125	22	103	44	21	22
Proprietary Receipts from the Public.....	.....	1	-1	.....	22	-22	.....	-2	2
Intrabudgetary Transactions.....	20	.....	20	-536	.....	-536	-1,268	.....	-1,268
Offsetting Governmental Receipts.....	.....	5	-5	.....	14	-14	.....	10	-10
<b>Total--Environmental Protection Agency.....</b>	<b>1,052</b>	<b>8</b>	<b>1,044</b>	<b>5,020</b>	<b>59</b>	<b>4,962</b>	<b>3,650</b>	<b>30</b>	<b>3,620</b>

**Table 5. Outlays of the U.S. Government, February 2011 and Other Periods-Continued**

Classification	[\$ millions]								
	This Month			Current Fiscal Year to Date			Prior Fiscal Year to Date		
	Gross Outlays	Applicable Receipts	Outlays	Gross Outlays	Applicable Receipts	Outlays	Gross Outlays	Applicable Receipts	Outlays
<b>Executive Office of the President:</b>									
The White House.....	4	.....	4	24	.....	24	24	.....	24
Office of Management and Budget.....	7	.....	7	38	.....	38	38	.....	38
Unanticipated Needs:									
Iraq Relief and Reconstruction Fund.....	14	.....	14	38	.....	38	42	.....	42
Other.....	(**)	.....	(**)	(**)	.....	(**)	.....	.....	.....
Other.....	17	.....	17	99	.....	99	90	.....	90
Proprietary Receipts from the Public.....	.....	(**)	(**)	.....	(**)	(**)	.....	(**)	(**)
Intrabudgetary Transactions.....	(**)	.....	(**)	(**)	.....	(**)	(**)	.....	(**)
<b>Total--Executive Office of the President.....</b>	<b>42</b>	<b>(**)</b>	<b>42</b>	<b>199</b>	<b>(**)</b>	<b>199</b>	<b>195</b>	<b>(**)</b>	<b>195</b>
<b>General Services Administration:</b>									
Real Property Activities.....	133	.....	133	697	.....	697	195	.....	195
Supply and Technology Activities.....	-27	.....	-27	-258	.....	-258	-250	.....	-250
General Activities.....	12	.....	12	138	.....	138	92	.....	92
Proprietary Receipts from the Public.....	.....	16	-16	.....	30	-30	.....	76	-76
Intrabudgetary Transactions.....	-4	.....	-4	-5	.....	-5	-7	.....	-7
<b>Total--General Services Administration.....</b>	<b>114</b>	<b>16</b>	<b>98</b>	<b>571</b>	<b>30</b>	<b>541</b>	<b>30</b>	<b>76</b>	<b>-46</b>
<b>International Assistance Programs:</b>									
Millennium Challenge Corporation.....	110	.....	110	599	.....	599	407	.....	407
International Security Assistance:									
Foreign Military Financing Program.....	85	.....	85	1,538	.....	1,538	4,520	.....	4,520
Economic Support Fund.....	594	.....	594	2,501	.....	2,501	2,048	.....	2,048
Other.....	332	44	288	587	77	510	390	83	307
<b>Total--International Security Assistance.....</b>	<b>1,011</b>	<b>44</b>	<b>967</b>	<b>4,627</b>	<b>77</b>	<b>4,550</b>	<b>6,958</b>	<b>83</b>	<b>6,875</b>
Multilateral Assistance:									
Contribution to the International Development Association.....	.....	.....	.....	120	.....	120	.....	.....	.....
Other.....	207	.....	207	892	.....	892	357	.....	357
Proprietary Receipts from the Public.....	.....	(**)	(**)	.....	49	-49	.....	23	-23
<b>Total--Multilateral Assistance.....</b>	<b>207</b>	<b>(**)</b>	<b>207</b>	<b>1,012</b>	<b>49</b>	<b>963</b>	<b>357</b>	<b>23</b>	<b>334</b>
Agency for International Development:									
Development Assistance Program.....	174	.....	174	642	.....	642	646	.....	646
Assistance for Europe, Eurasia and Central Asia.....	28	.....	28	141	.....	141	58	.....	58
International Disaster Assistance.....	76	.....	76	559	.....	559	258	.....	258
Operating Expenses.....	106	.....	106	505	.....	505	357	.....	357
Other.....	60	20	40	398	200	197	463	209	254
Proprietary Receipts from the Public.....	.....	8	-8	.....	28	-28	.....	4	-4
Intrabudgetary Transactions.....	-17	.....	-17	6	.....	6	16	.....	16
<b>Total--Agency for International Development.....</b>	<b>428</b>	<b>28</b>	<b>399</b>	<b>2,251</b>	<b>228</b>	<b>2,023</b>	<b>1,798</b>	<b>213</b>	<b>1,585</b>
Overseas Private Investment Corporation:									
Overseas Private Investment Corporation Accounts.....	6	58	-52	33	105	-72	29	119	-90
Proprietary Receipts from the Public.....	.....	1	-1	.....	14	-14	.....	27	-27
<b>Total--Overseas Private Investment Corporation.....</b>	<b>6</b>	<b>58</b>	<b>-53</b>	<b>33</b>	<b>119</b>	<b>-86</b>	<b>29</b>	<b>146</b>	<b>-116</b>
Peace Corps.....	31	(**)	31	159	1	158	128	(**)	128
International Monetary Programs.....	-90	.....	-90	-144	.....	-144	364	.....	364
Military Sales Programs:									
Foreign Military Sales Trust Fund.....	1,083	.....	1,083	8,440	.....	8,440	9,203	.....	9,203
Other.....	.....	.....	.....	(**)	.....	(**)	(**)	.....	(**)
Proprietary Receipts from the Public.....	.....	1,222	-1,222	.....	9,633	-9,633	.....	9,191	-9,191
Other.....	10	(**)	10	54	(**)	54	66	(**)	65
<b>Total--International Assistance Programs.....</b>	<b>2,795</b>	<b>1,353</b>	<b>1,442</b>	<b>17,032</b>	<b>10,108</b>	<b>6,924</b>	<b>19,310</b>	<b>9,656</b>	<b>9,654</b>
<b>National Aeronautics and Space Administration:</b>									
Science.....	353	.....	353	2,023	.....	2,023	2,124	.....	2,124
Aeronautics.....	39	.....	39	192	.....	192	186	.....	186
Exploration.....	220	.....	220	1,233	.....	1,233	1,369	.....	1,369
Cross Agency Support.....	218	.....	218	1,258	.....	1,258	1,061	.....	1,061
Space Operations.....	337	.....	337	2,203	.....	2,203	2,405	.....	2,405
Other.....	40	.....	40	160	.....	160	38	.....	38
Proprietary Receipts from the Public.....	.....	(**)	(**)	.....	2	-2	.....	2	-2
Intrabudgetary Transactions.....	(**)	.....	(**)	(**)	.....	(**)	(**)	.....	(**)
<b>Total--National Aeronautics and Space Administration.....</b>	<b>1,208</b>	<b>(**)</b>	<b>1,208</b>	<b>7,069</b>	<b>2</b>	<b>7,067</b>	<b>7,184</b>	<b>2</b>	<b>7,182</b>
<b>National Science Foundation:</b>									
Research and Related Activities.....	433	.....	433	2,314	.....	2,314	2,112	.....	2,112
Education and Human Resources.....	19	.....	19	239	.....	239	237	.....	237
Other.....	45	.....	45	198	.....	198	180	.....	180
Proprietary Receipts from the Public.....	.....	(**)	(**)	.....	6	-6	.....	28	-28
<b>Total--National Science Foundation.....</b>	<b>497</b>	<b>(**)</b>	<b>497</b>	<b>2,751</b>	<b>6</b>	<b>2,745</b>	<b>2,529</b>	<b>28</b>	<b>2,502</b>

**Table 5. Outlays of the U.S. Government, February 2011 and Other Periods-Continued**

Classification	[\$ millions]								
	This Month			Current Fiscal Year to Date			Prior Fiscal Year to Date		
	Gross Outlays	Applicable Receipts	Outlays	Gross Outlays	Applicable Receipts	Outlays	Gross Outlays	Applicable Receipts	Outlays
<b>Office of Personnel Management:</b>									
Government Payment for Annuity, Employees									
Health and Life Insurance Benefits	864	.....	864	4,096	.....	4,096	3,866	.....	3,866
Civil Service Retirement and Disability Fund	5,826	.....	5,826	29,270	.....	29,270	28,818	.....	28,818
Employees Life Insurance Fund	233	534	-301	1,021	1,966	-945	1,003	1,820	-816
Employees and Retired Employees Health Benefits Fund	3,035	3,563	-529	16,169	17,485	-1,316	15,600	16,161	-561
Other	-6	.....	-6	24	.....	24	394	.....	394
Proprietary Receipts from the Public	.....	(**)	(**)	.....	2	-2	.....	3	-3
Intrabudgetary Transactions:									
Postal Service Contributions	.....	.....	.....	-783	.....	-783	-745	.....	-745
Civil Service Retirement and Disability Fund:									
Other	-4	.....	-4	-21	.....	-21	-21	.....	-21
<b>Total--Office of Personnel Management</b>	<b>9,948</b>	<b>4,098</b>	<b>5,850</b>	<b>49,775</b>	<b>19,453</b>	<b>30,322</b>	<b>48,915</b>	<b>17,984</b>	<b>30,931</b>
<b>Small Business Administration:</b>									
Salaries and Expenses	55	(**)	55	181	(**)	181	72	.....	72
Business Loans Program	71	.....	71	293	.....	293	4,912	.....	4,912
Disaster Loans Program	2	.....	2	162	.....	162	333	.....	333
Other	3	1	2	12	19	-7	11	9	2
Proprietary Receipts from the Public	.....	(**)	(**)	.....	(**)	(**)	.....	78	-78
<b>Total--Small Business Administration</b>	<b>131</b>	<b>1</b>	<b>130</b>	<b>648</b>	<b>19</b>	<b>629</b>	<b>5,327</b>	<b>87</b>	<b>5,240</b>
<b>Social Security Administration:</b>									
Payments to Social Security Trust Funds	7,989	.....	7,989	27,132	.....	27,132	11,410	.....	11,410
Supplemental Security Income Program	4,514	.....	4,514	21,491	.....	21,491	20,356	.....	20,356
Economic Recovery Payments	(**)	.....	(**)	17	.....	17	61	.....	61
<b>Federal Old-Age and Survivors Insurance Trust Fund</b>									
<b>(Off-Budget):</b>									
Benefit Payments	49,046	.....	49,046	244,081	.....	244,081	236,038	.....	236,038
Administrative Expenses	282	.....	282	1,545	.....	1,545	1,458	.....	1,458
Other	.....	.....	.....	113	.....	113	.....	.....	.....
<b>Total--FOASI Trust Fund</b>	<b>49,328</b>	<b>.....</b>	<b>49,328</b>	<b>245,739</b>	<b>.....</b>	<b>245,739</b>	<b>237,496</b>	<b>.....</b>	<b>237,496</b>
<b>Federal Disability Insurance Trust Fund</b>									
<b>(Off-Budget):</b>									
Benefit Payments	10,439	.....	10,439	52,546	.....	52,546	50,261	.....	50,261
Administrative Expenses	246	.....	246	1,189	.....	1,189	1,197	.....	1,197
Other	.....	.....	.....	3	.....	3	.....	.....	.....
<b>Total--FDI Trust Fund</b>	<b>10,685</b>	<b>.....</b>	<b>10,685</b>	<b>53,738</b>	<b>.....</b>	<b>53,738</b>	<b>51,458</b>	<b>.....</b>	<b>51,458</b>
Other	16	.....	16	89	.....	89	190	.....	190
Proprietary Receipts from the Public:									
On-Budget	.....	306	-306	.....	1,130	-1,130	.....	964	-964
Off-Budget	.....	19	-19	.....	31	-31	.....	34	-34
Intrabudgetary Transactions:									
On-Budget:									
Quinquennial Adjustment for Military Service Credits from FOASI and FDI	.....	.....	.....	-116	.....	-116	.....	.....	.....
Off-Budget <sup>3</sup>	-7,989	.....	-7,989	-27,131	.....	-27,131	-11,410	.....	-11,410
<b>Total--Social Security Administration</b>	<b>64,542</b>	<b>325</b>	<b>64,217</b>	<b>320,958</b>	<b>1,161</b>	<b>319,797</b>	<b>309,560</b>	<b>997</b>	<b>308,563</b>
<b>Other Independent Agencies:</b>									
Broadcasting Board of Governors	57	(**)	57	288	-3	291	275	(**)	275
Corporation for National and Community Service	83	(**)	83	426	(**)	426	413	1	412
Corporation for Public Broadcasting	.....	.....	.....	430	.....	430	506	.....	506
District of Columbia:									
Courts	25	.....	25	133	.....	133	123	.....	123
General and Special Payments	9	(**)	9	237	(**)	237	293	(**)	293
Equal Employment Opportunity Commission	26	(**)	26	157	(**)	157	147	(**)	146
Export-Import Bank of the United States	-18	-13	-5	-210	48	-258	-150	34	-184
Federal Communications Commission:									
Universal Service Fund	672	.....	672	3,760	.....	3,760	3,647	.....	3,647
Spectrum Auction Program Account	40	.....	40	41	.....	41	1	.....	1
Other	-42	5	-47	90	12	78	149	11	138
Federal Deposit Insurance Corporation:									
Deposit Insurance Fund	1,693	-3	1,696	811	28	783	-38,897	864	-39,761
FSLIC Resolution Fund	(**)	(**)	-1	3	20	-17	6	21	-15
<b>Total--Federal Deposit Insurance Corporation</b>	<b>1,693</b>	<b>-3</b>	<b>1,696</b>	<b>814</b>	<b>48</b>	<b>765</b>	<b>-38,891</b>	<b>885</b>	<b>-39,776</b>
Federal Drug Control Programs	22	.....	22	121	.....	121	112	.....	112
Federal Housing Finance Agency	13	.....	13	62	.....	62	52	.....	52
Intelligence Community Management Account	97	.....	97	263	.....	263	637	.....	637
Legal Services Corporation	37	.....	37	178	.....	178	172	.....	172
National Archives and Records Administration	39	1	37	195	7	188	203	7	196



**Table 5. Outlays of the U.S. Government, February 2011 and Other Periods-Continued**

Classification	[\$ millions]								
	This Month			Current Fiscal Year to Date			Prior Fiscal Year to Date		
	Gross Outlays	Applicable Receipts	Outlays	Gross Outlays	Applicable Receipts	Outlays	Gross Outlays	Applicable Receipts	Outlays
<b>Other Independent Agencies:—Continued</b>									
National Credit Union Administration .....	30	52	-22	11,394	22,586	-11,192	8,069	17,744	-9,674
National Endowment for the Arts .....	12	(**)	12	72	(**)	72	76	(**)	75
National Endowment for the Humanities .....	11	.....	11	58	1	57	61	(**)	61
Institute of Museum and Library Services .....	19	.....	19	111	(**)	111	103	(**)	103
National Labor Relations Board .....	22	(**)	22	120	(**)	120	111	(**)	111
Nuclear Regulatory Commission .....	83	115	-32	433	352	81	436	426	11
<b>Postal Service:</b>									
<b>Off-Budget:</b>									
Public Enterprise Funds .....	5,333	5,043	290	29,670	29,086	584	30,084	29,854	230
Other .....	.....	.....	.....	110	.....	110	97	.....	97
Other .....	.....	.....	.....	102	.....	102	112	.....	112
<b>Railroad Retirement Board:</b>									
Federal Windfall Subsidy .....	5	.....	5	24	.....	24	27	.....	27
Federal Payments to the Railroad Retirement Accounts .....	34	.....	34	287	.....	287	232	.....	232
<b>Railroad Unemployment Insurance Trust Fund:</b>									
Benefit Payments .....	8	.....	8	44	.....	44	83	.....	83
Transfer to Administrative Funds .....	1	.....	1	6	.....	6	7	.....	7
<b>Rail Industry Pension Fund:</b>									
Benefit Payments .....	380	.....	380	1,897	.....	1,897	1,844	.....	1,844
Advances from FOASDI Fund .....	-114	.....	-114	-569	.....	-569	-551	.....	-551
OASDI Certifications .....	114	.....	114	569	.....	569	553	.....	553
Transfer to Administrative Funds .....	4	.....	4	25	.....	25	27	.....	27
Other .....	(**)	.....	(**)	(**)	.....	(**)	(**)	.....	(**)
<b>National Railroad Retirement Investment Trust:</b>									
Administrative Expenses .....	5	.....	5	27	.....	27	26	.....	26
Transfers to the Railroad Retirement Trust Funds from the National Railroad Retirement Investment Trust .....	155	.....	155	794	.....	794	897	.....	897
<b>Railroad Social Security Equivalent Benefit Account:</b>									
Benefit Payments .....	523	.....	523	2,618	.....	2,618	2,598	.....	2,598
Transfer to Administrative Funds .....	2	.....	2	12	.....	12	14	.....	14
Other .....	4	.....	4	14	.....	14	8	.....	8
Proprietary Receipts from the Public .....	.....	278	-278	.....	3,360	-3,360	.....	1,164	-1,164
<b>Intrabudgetary Transactions:</b>									
Other .....	-189	.....	-189	-1,080	.....	-1,080	-1,129	.....	-1,129
<b>Total--Railroad Retirement Board .....</b>	<b>933</b>	<b>278</b>	<b>655</b>	<b>4,668</b>	<b>3,360</b>	<b>1,308</b>	<b>4,635</b>	<b>1,164</b>	<b>3,472</b>
Securities and Exchange Commission .....	29	(**)	29	318	(**)	318	320	(**)	320
Smithsonian Institution .....	71	.....	71	368	.....	368	371	.....	371
Tennessee Valley Authority .....	2,202	2,572	-370	13,375	13,212	163	13,356	13,181	175
Other .....	144	17	128	926	225	702	1,302	375	927
<b>Total--Other Independent Agencies .....</b>	<b>11,642</b>	<b>8,067</b>	<b>3,575</b>	<b>68,710</b>	<b>68,935</b>	<b>-225</b>	<b>26,824</b>	<b>63,682</b>	<b>-36,859</b>
<b>Undistributed Offsetting Receipts:</b>									
Other Interest .....	.....	.....	.....	.....	.....	.....	.....	(**)	(**)
<b>Employer Share, Employee Retirement:</b>									
<b>Department of Health and Human Services:</b>									
<b>Federal Hospital Insurance Trust Fund:</b>									
Federal Employer Contributions .....	-267	.....	-267	-1,395	.....	-1,395	-1,355	.....	-1,355
Postal Service Employer Contributions .....	-51	.....	-51	-285	.....	-285	-331	.....	-331
<b>Department of State:</b>									
Foreign Service Retirement and Disability Fund .....	-23	.....	-23	-126	.....	-126	-111	.....	-111
<b>Other Defense Civil Programs:</b>									
Military Retirement Fund .....	-1,739	.....	-1,739	-13,418	.....	-13,418	-12,405	.....	-12,405
<b>Department of Defense Medicare-Eligible Retiree Health Care Fund:</b>									
Retiree Health Care Fund .....	.....	.....	.....	-11,315	.....	-11,315	-11,097	.....	-11,097
<b>Office of Personnel Management:</b>									
Civil Service Retirement and Disability Fund .....	-1,816	.....	-1,816	-9,875	.....	-9,875	-9,015	.....	-9,015
<b>Social Security Administration (Off-Budget):</b>									
<b>Federal Old-Age and Survivors Insurance Trust Fund:</b>									
Federal Employer Contributions .....	-1,065	.....	-1,065	-5,121	.....	-5,121	-5,035	.....	-5,035
<b>Federal Disability Insurance Trust Fund:</b>									
Federal Employer Contributions .....	-181	.....	-181	-869	.....	-869	-856	.....	-856
Other .....	(**)	.....	(**)	(**)	.....	(**)	(**)	.....	(**)
<b>Total--Employer Share, Employee Retirement .....</b>	<b>-5,143</b>	<b>.....</b>	<b>-5,143</b>	<b>-42,405</b>	<b>.....</b>	<b>-42,405</b>	<b>-40,205</b>	<b>.....</b>	<b>-40,205</b>

**Table 5. Outlays of the U.S. Government, February 2011 and Other Periods-Continued**

Classification	[\$ millions]								
	This Month			Current Fiscal Year to Date			Prior Fiscal Year to Date		
	Gross Outlays	Applicable Receipts	Outlays	Gross Outlays	Applicable Receipts	Outlays	Gross Outlays	Applicable Receipts	Outlays
<b>Undistributed Offsetting Receipts:—Continued</b>									
Interest Received by Trust Funds:									
Judicial Branch:									
Judicial Survivors Annuity Fund .....	-1	.....	-1	-6	.....	-6	-6	.....	-6
Department of Health and Human Services:									
Federal Hospital Insurance Trust Fund .....	-23	.....	-23	-6,586	.....	-6,586	-7,378	.....	-7,378
Federal Supplementary Medical Insurance Trust Fund .....	-33	.....	-33	-1,549	.....	-1,549	-1,428	.....	-1,428
Department of Homeland Security:									
Oil Spill Liability Trust Fund .....	-2	.....	-2	-9	.....	-9	-8	.....	-8
Other .....	(**)	.....	(**)	5	.....	5	-20	.....	-20
Department of Labor:									
Unemployment Trust Fund .....	-4	.....	-4	-346	.....	-346	-424	.....	-424
Department of State:									
Foreign Service Retirement and Disability Fund .....	(**)	.....	(**)	-373	.....	-373	-381	.....	-381
Department of Transportation:									
Airport and Airway Trust Fund .....	-1	.....	-1	-83	.....	-83	-99	.....	-99
Department of Veterans Affairs:									
National Service Life Insurance Fund .....	(**)	.....	(**)	-212	.....	-212	-236	.....	-236
United States Government Life Insurance Fund .....	(**)	.....	(**)	-1	.....	-1	-1	.....	-1
Corps of Engineers .....	-45	.....	-45	-90	.....	-90	-20	.....	-20
Other Defense Civil Programs:									
Military Retirement Fund .....	-1,240	.....	-1,240	-5,412	.....	-5,412	-4,342	.....	-4,342
Educational Benefits Fund .....	-17	.....	-17	-34	.....	-34	-29	.....	-29
Armed Forces Retirement Home .....	-1	.....	-1	-4	.....	-4	-4	.....	-4
Environmental Protection Agency .....	-77	.....	-77	-88	.....	-88	-146	.....	-146
Office of Personnel Management:									
Civil Service Retirement and Disability Fund .....	-11	.....	-11	-17,860	.....	-17,860	-18,339	.....	-18,339
Social Security Administration (Off-Budget):									
Federal Old-Age and Survivors Insurance Trust Fund .....	-140	.....	-140	-53,490	.....	-53,490	-53,856	.....	-53,856
Federal Disability Insurance Trust Fund .....	-23	.....	-23	-4,433	.....	-4,433	-5,034	.....	-5,034
Independent Agencies:									
Railroad Retirement Board .....	-10	.....	-10	-43	.....	-43	-15	.....	-15
Other .....	-8	.....	-8	-12	.....	-12	-16	.....	-16
Other .....	-34	.....	-34	-82	.....	-82	2	.....	2
Total--Interest Received by Trust Funds .....	-1,669	.....	-1,669	-90,707	.....	-90,707	-91,781	.....	-91,781
Digital Television Transition and Public Safety Fund .....	.....	.....	.....	.....	.....	.....	66	.....	-66
Rents and Royalties on the Outer Continental Shelf Lands .....	.....	565	-565	.....	2,427	-2,427	.....	1,050	-1,050
<b>Total--Undistributed Offsetting Receipts .....</b>	<b>-6,812</b>	<b>565</b>	<b>-7,377</b>	<b>-133,112</b>	<b>2,427</b>	<b>-135,539</b>	<b>-131,986</b>	<b>1,116</b>	<b>-133,102</b>
<b>Total Outlays .....</b>	<b>359,339</b>	<b>26,183</b>	<b>333,156</b>	<b>1,677,903</b>	<b>167,644</b>	<b>1,510,259</b>	<b>1,605,485</b>	<b>153,348</b>	<b>1,452,137</b>
<b>Total On-Budget .....</b>	<b>303,391</b>	<b>21,121</b>	<b>282,270</b>	<b>1,439,690</b>	<b>138,527</b>	<b>1,301,164</b>	<b>1,362,541</b>	<b>123,460</b>	<b>1,239,081</b>
<b>Total Off-Budget .....</b>	<b>55,948</b>	<b>5,062</b>	<b>50,887</b>	<b>238,213</b>	<b>29,117</b>	<b>209,096</b>	<b>242,944</b>	<b>29,888</b>	<b>213,056</b>
<b>Total Surplus (+) or Deficit .....</b>			<b>-222,500</b>			<b>-641,257</b>			<b>-651,602</b>
<b>Total On-Budget .....</b>			<b>-214,714</b>			<b>-666,137</b>			<b>-693,533</b>
<b>Total Off-Budget .....</b>			<b>-7,787</b>			<b>+24,881</b>			<b>+41,930</b>

**MEMORANDUM**

Receipts Offset Against Outlays (In Millions)

	Current Fiscal Year to Date	Comparable Period Prior Fiscal Year
Proprietary Receipts .....	60,904	54,766
Intrabudgetary Transactions .....	386,886	353,042
Governmental Receipts .....	3,031	2,556
<b>Total Receipts Offset Against Outlays .....</b>	<b>450,821</b>	<b>410,365</b>

<sup>1</sup>Gross Outlays and Proprietary Receipts from the Public have both been decreased by \$18,333 million to reflect additional reporting by the Department of Treasury for January 2011.

<sup>2</sup>Outlays have been decreased by \$3 million to reflect additional reporting by the Department of Treasury for the month of January 2011.

<sup>3</sup>Includes FICA and SECA tax credits, non-contributory military service credits, special benefits for the aged, and credit for the unnegotiated OASI benefit checks.

... No Transactions

(\*\*) Less than \$500,000

Note: Details may not add to totals due to rounding.

This Page Left Blank Intentionally

---

**Table 6. Means of Financing the Deficit or Disposition of Surplus by the U.S. Government, February 2011 and Other Periods**

Assets and Liabilities Directly Related to Budget Off-Budget Activity	Net Transactions (-) denotes net reduction of either liability or asset accounts					Account Balances Current Fiscal Year	
	This Month	Fiscal Year to Date		Beginning of		Close of This Month	
		This Year	Prior Year	This Year	This Month		
<b>Liability Accounts:</b>							
Borrowing from the Public:							
Treasury Securities, Issued Under General Financing Authorities:							
Debt Held by the Public .....	80,125	542,733	384,809	9,022,808	9,485,417	9,565,541	
Intragovernmental Holdings .....	-16,411	90,408	145,430	4,538,815	4,645,634	4,629,223	
Total Treasury Securities Outstanding .....	63,713	633,141	530,239	13,561,623	14,131,051	14,194,764	
Plus Premium on Treasury Securities .....	-125	973	1,612	14,350	15,449	15,324	
Less Discount on Treasury Securities .....	176	2,661	1,101	73,314	75,798	75,974	
Total Treasury Securities Net Of Premium and Discount .....	63,412	631,454	530,750	13,502,659	14,070,701	14,134,113	
Agency Securities, Issued Under Special Financing Authorities (See Schedule B. for Other Agency Borrowing, See Schedule C) .....	225	626	235	23,974	24,375	24,600	
Total Federal Securities .....	63,638	632,080	530,985	13,526,633	14,095,076	14,158,713	
Deduct:							
Federal Securities Held As Investments of Government Accounts (See Schedule D) .....	-16,465	90,065	144,045	4,534,014	4,640,544	4,624,079	
Less Discount on Federal Securities Held As Investments of Government Accounts .....	-71	-741	-403	25,145	24,475	24,404	
Net Federal Securities Held As Investments of Government Accounts .....	-16,394	90,806	144,448	4,508,869	4,616,069	4,599,675	
Total Borrowing from the Public .....	80,031	541,275	386,537	9,017,764	9,479,007	9,559,038	
Accrued Interest Payable to the Public .....	-19,695	-9,008	-2,736	47,041	57,728	38,033	
Allocations of Special Drawing Rights .....	392	595	-1,829	54,958	55,161	55,553	
Deposit Funds .....	1,831	4,710	2,228	10,713	13,592	15,423	
Miscellaneous Liability Accounts (Includes Checks Outstanding Etc.) .....	4,383	3,401	3,744	9,070	8,089	12,472	
<b>Total Liability Accounts .....</b>	<b>66,943</b>	<b>540,973</b>	<b>387,944</b>	<b>9,139,547</b>	<b>9,613,577</b>	<b>9,680,520</b>	
<b>Asset Accounts (Deduct)</b>							
Cash and Monetary Assets:							
U.S. Treasury Operating Cash: <sup>1</sup>							
Federal Reserve Account .....	-58,556	-19,255	-93,545	107,888	147,189	88,632	
Supplementary Financing Program Account .....	-99,983	-99,981	-139,947	199,962	199,963	99,980	
Tax and Loan Note Accounts .....	12	15	16	1,983	1,987	1,999	
Balance .....	-158,527	-119,221	-233,477	309,833	349,138	190,612	
Special Drawing Rights:							
Total Holdings .....	421	644	-1,420	57,410	57,633	58,054	
SDR Certificates Issued to Federal Reserve Banks .....	.....	.....	.....	-5,200	-5,200	-5,200	
Balance .....	421	644	-1,420	52,210	52,433	52,854	
Reserve Position on the U.S. Quota in the IMF:							
U.S. Subscription to International Monetary Fund:							
Direct Quota Payments .....	.....	.....	.....	46,525	46,525	46,525	
Maintenance of Value Adjustments .....	413	626	-1,924	11,286	11,500	11,913	
Letter of Credit Issued to IMF .....	-11	-277	-1,465	-43,416	-43,682	-43,693	
Dollar Deposits with the IMF .....	3	4	-101	-144	-143	-139	
Receivable/payable (-) for Interim Maintenance of Value Adjustments .....	-323	-483	1,560	-1,314	-1,474	-1,797	
Balance .....	83	-129	-1,930	12,938	12,726	12,809	
Other Cash and Monetary Assets .....	102	-132	-1,487	27,856	27,621	27,723	
Total Cash and Monetary Assets .....	-157,921	-118,839	-238,314	402,837	441,918	283,998	
Non-Federal Securities of the National Railroad Retirement Investment Trust .....	174	3,127	70	21,124	24,077	24,251	
Net Activity, Guaranteed Loan Financing (See Schedule E) .....	485	3,011	-3,630	-32,461	-29,936	-29,450	
Net Activity, Direct Loan Financing (See Schedule E) .....	-396	10,513	-21,558	744,902	755,811	755,415	
Miscellaneous Asset Accounts .....	2,099	1,904	-126	-484	-678	1,421	
<b>Total Asset Accounts .....</b>	<b>-155,558</b>	<b>-100,284</b>	<b>-263,558</b>	<b>1,135,918</b>	<b>1,191,192</b>	<b>1,035,634</b>	
<b>Excess of Liabilities (+) or Assets (-) .....</b>	<b>222,500</b>	<b>641,257</b>	<b>651,502</b>	<b>8,003,629</b>	<b>8,422,385</b>	<b>8,644,885</b>	
Transactions Not Applied to Current Year's Surplus or Deficit (See Schedule A for Details) .....	.....	.....	100	.....	.....	.....	
<b>Total Budget and Off-Budget Federal Entities (Financing of Deficit (+) or Disposition Of Surplus (-)) .....</b>	<b>222,500</b>	<b>641,257</b>	<b>651,602</b>	<b>8,003,629</b>	<b>8,422,385</b>	<b>8,644,885</b>	

<sup>1</sup>Major sources of information used to determine Treasury's operating cash balance include Federal Reserve Banks, the Treasury Regional Finance Centers, the Internal Revenue Service Centers, the Bureau of the Public Debt and various electronic systems. Deposits are reflected as received and withdrawals are reflected as processed.

... No Transactions  
Note: Details may not add to totals due to rounding.

**Table 6. Schedule A-Analysis of Change in Excess of Liabilities of the U.S. Government, February 2011 and Other Periods**

Classification	[\$ millions]		
	This Month	Fiscal Year to Date	
		This Year	Prior Year
Excess of Liabilities Beginning of Period:			
Based on Composition of Unified Budget in			
Preceding Period .....	8,422,385	8,003,515	6,711,199
Adjustments During Current Fiscal Year for			
Changes in Composition of Unified Budget:			
Revisions by Federal Agencies to the Prior Budget Results .....	(**)	114	-1,398
Excess of Liabilities Beginning of Period (Current Basis).....	8,422,385	8,003,629	6,709,800
Budget Surplus (-) or Deficit:			
Based on Composition of Unified Budget in Prior Fiscal Yr.....	222,500	641,257	651,602
Total Surplus (-) or Deficit (Table 2).....	222,500	641,257	651,602
Total-On-Budget (Table 2).....	214,714	666,137	693,533
Total-Off-Budget (Table 2).....	7,787	-24,881	-41,930
Transactions Not Applied to Current Year's Surplus or Deficit:			
Seigniorage .....	.....	.....	-100
Total-Transactions Not Applied to Current Year's Surplus or Deficit .....	.....	.....	-100
<b>Excess of Liabilities Close of Period .....</b>	<b>8,644,885</b>	<b>8,644,885</b>	<b>7,361,303</b>

(\* \*) Less than \$500,000.

Note: Details may not add to totals due to rounding.

... No Transactions

**Table 6. Schedule B-Securities Issued by Federal Agencies Under Special Financing Authorities, February 2011 and Other Periods**

Classification	[\$ millions]					
	This Month	Net Transactions (-) denotes net reduction of liability accounts		Account Balances Current Fiscal Year		
		This Year	Prior Year	Beginning of		Close of
			This Year	This Month	This Month	
Agency Securities, Issued Under Special Financing Authorities:						
Obligations Guaranteed by the United States, Issued By:						
Department of Housing and Urban Development:						
Federal Housing Administration .....	.....	3	.....	29	31	
Obligations Not Guaranteed by the United States, Issued By:						
Legislative Branch:						
Architect of the Capitol.....	-8	-4	-3	139	143	
Independent Agencies:						
Federal Communications Commission.....	.....	.....	.....	(**)	(**)	
National Archives and Records Administration .....	-7	-7	-6	180	180	
Tennessee Valley Authority .....	240	634	245	23,627	24,021	
<b>Total Agency Securities .....</b>	<b>225</b>	<b>626</b>	<b>235</b>	<b>23,974</b>	<b>24,375</b>	

(\* \*) Less than \$500,000.

Note: Details may not add to totals due to rounding.

... No Transactions

**Table 6. Schedule C (Memorandum)-Federal Agency Borrowing Financed Through the Issue of Treasury Securities, February 2011 and Other Periods**

Classification	[\$ millions]					
	Transactions			Account Balances Current Fiscal Year		
	This Month	Fiscal Year to Date		Beginning of		Close of This Month
This Year		Prior Year	This Year	This Month		
<b>Borrowing from the Treasury:</b>						
Department of Agriculture:						
Farm Service Agency:						
Commodity Credit Corporation.....	5	11,673	-1,867	1,260	12,928	12,933
Agricultural Credit Insurance Fund.....		-892	894	9,169	8,277	8,277
Farm Storage Facility Loans.....	-31	189	150	854	1,075	1,044
Emergency Boll Weevil Loan Fund.....			(**)	(**)	(**)	(**)
Rural Housing Service:						
Rural Housing Insurance.....	65	550	880	15,166	15,652	15,716
Rural Community Facility Loans Fund.....	34	335	199	3,237	3,538	3,572
Multifamily Housing Revitalization Loan Account.....	3	50	16	131	178	182
Rural Business - Cooperative Service:						
Rural Business and Industry Loans.....				90	90	90
Rural Development Loan Fund.....	1	6	8	309	314	315
Rural Economic Development Loan Fund.....	1	11	10	116	126	127
Renewable Energy Guaranteed Loan Account.....				7	7	7
Rural Microenterprise Investment Loans.....	1	1			1	1
Rural Utilities Service:						
Rural Water and Waste Disposal Fund.....	47	521	455	9,413	9,887	9,934
Rural Electrification and Telecommunications Fund.....	59	233	356	14,674	14,847	14,906
Rural Telephone Bank.....	1	8	17	468	474	476
Distance Learning and Telemedicine Program.....	28	98	55	544	614	642
Foreign Agricultural Service.....				1,160	1,160	1,160
Department of Commerce:						
Fisheries Finance.....	3	36	46	515	548	551
Fishing Vessel Obligations.....				3	3	3
Department of Defense - Military:						
Arms Initiative Loans.....				(**)	(**)	(**)
Family Housing Improvement Loans.....		48	63	513	560	560
Department of Education:						
College Housing and Academic Facilities Loans.....			(**)	61	61	61
Federal Direct Student Loans.....	3,519	81,194	29,715	282,395	360,070	363,589
Teach Grant Loans.....		65	61	150	215	215
Temporary Student Loan Purchase Authority.....		-3,255	15,041	80,381	77,126	77,126
Federal Family Education Loans.....			612	10,730	10,730	10,730
Department of Energy:						
Bonneville Power Administration Fund.....	120	370	134	2,513	2,763	2,883
Western Area Power Administration - Recovery Act.....		52	35	88	140	140
Department of Health and Human Services:						
Health Education Assistance Loans.....			-1	1	1	1
Department of Homeland Security:						
National Flood Insurance Fund.....		-750	-250	18,500	17,750	17,750
Disaster Assistance Loan Fund.....				4	4	4
Department of Housing and Urban Development:						
Public and Indian Housing Programs:						
Low-Rent Public Housing - Loans and Other Expenses.....				10	10	10
Housing Programs:						
Federal Housing Administration.....				4,749	4,749	4,749
Green Retrofit Program for Multifamily Housing-Recovery Act.....			9	16	16	16
Department of the Interior:						
Helium Fund.....				252	252	252
Bureau of Reclamation Loan Fund.....				38	38	38
Bureau of Indian Affairs.....				7	7	7
Assistance to American Samoa Loan Fund.....				11	11	11
Department of Labor:						
Black Lung Disability Trust Fund.....				5,865	5,865	5,865
Department of State:						
Repatriation Loans.....	(**)	(**)	1	3	3	3
Department of Transportation:						
Federal Aviation Administration:						
Aircraft Purchase Loan Guarantee Program.....				(**)	(**)	(**)
Federal Highway Administration:						
Transportation Infrastructure Finance and Innovation Fund.....	77	575	213	2,368	2,866	2,943
Federal Railroad Administration:						
Railroad Rehabilitation and Improvement Loan Fund.....	(**)	19	10	412	430	431
Other.....				(**)	(**)	(**)
Maritime Administration:						
Ocean Freight Differential.....	2	-125	-138	127	1	3
Maritime Guaranteed Loan (Title XI) Fund.....			183	169	169	169
Department of Treasury:						
Departmental Offices:						
Community Development Financial Institutions Fund.....				42	42	42
Housing and Economic Recovery Programs.....			46,115	184,818	184,818	184,818
Temporary Credit and Liquidity Program.....			18,691	17,111	17,111	17,111
Troubled Assets Insurance Financing Fund.....				2,433	2,433	2,433
Troubled Asset Relief Program.....		19,000	19,862	137,972	156,972	156,972
Small Business Lending Financing Fund.....	16,140	16,140				16,140
Federal Financing Bank Revolving Fund.....	877	-7,333	-8,018	46,809	38,598	39,476

**Table 6. Schedule C (Memorandum)-Federal Agency Borrowing Financed Through the Issue of Treasury Securities, February 2011 and Other Periods**

Classification	[\$ millions]					
	This Month	Transactions		Account Balances Current Fiscal Year		
		Fiscal Year to Date		Beginning of		Close of
	This Year	Prior Year	This Year	This Month	This Month	
<b>Borrowing from the Treasury:—Continued</b>						
Department of Veterans Affairs:						
Veterans Housing Benefit Program Fund.....	.....	259	1,323	1,587	1,846	1,846
Native American Veteran Housing Fund.....	.....	27	18	62	89	89
Vocational Rehabilitation Loan Fund.....	.....	(**)	2	1	1	1
Corps of Engineers:						
Washington Aqueduct.....	.....	(**)	-2	6	6	6
Environmental Protection Agency:						
Abatement, Control, and Compliance Loan Program.....	.....	(**)	.....	5	4	4
General Services Administration:						
Land Acquisition and Development Fund.....	.....	.....	.....	(**)	(**)	(**)
International Assistance Program:						
International Security Assistance:						
Foreign Military Loan Program.....	.....	.....	.....	11	11	11
Military Debt Reduction.....	.....	.....	.....	31	31	31
Agency for International Development:						
International Debt Reduction.....	.....	.....	.....	478	478	478
Development Credit Authority Loan Fund.....	.....	.....	.....	(**)	(**)	(**)
Overseas Private Investment Corporation.....	22	171	323	1,403	1,553	1,574
Small Business Administration:						
Business Loan Fund.....	.....	.....	1,195	4,135	4,135	4,135
Disaster Loan Fund.....	.....	60	150	7,616	7,676	7,676
Independent Agencies:						
Export-Import Bank of the United States.....	.....	229	1,532	7,254	7,483	7,483
Federal Communications Commission:						
Spectrum Auction Loan Fund.....	.....	.....	.....	88	88	88
National Credit Union Administration.....	.....	.....	-310	.....	.....	.....
Presidio Trust Fund.....	.....	.....	.....	50	50	50
Railroad Retirement Board:						
Social Security Equivalent Benefit Account.....	283	1,609	1,594	3,481	4,806	5,089
Smithsonian Institution:						
John F. Kennedy Center Parking Facilities.....	.....	.....	.....	20	20	20
<b>Total Agency Borrowing from the Treasury</b>						
<b>Financed Through Treasury Securities Issued.....</b>						
		<b>21,258</b>	<b>121,176</b>	<b>129,383</b>	<b>881,890</b>	<b>981,808</b>
					<b>981,808</b>	<b>1,003,066</b>
<b>Borrowing from the Federal Financing Bank:</b>						
Department of Agriculture:						
Rural Utilities Service:						
Rural Electrification and Telecommunications Fund.....	222	1,189	2,063	31,264	32,230	32,452
Department of Defense - Military:						
Department of the Navy.....	.....	.....	.....	1,624	1,624	1,624
Defense Agencies.....	.....	.....	.....	-1,624	-1,624	-1,624
Department of Education:						
Historically Black College and University Capital Financing Fund.....	3	21	36	612	629	633
Department of Energy:						
Title 17 Innovative Technology Loans.....	453	1,131	639	2,931	3,608	4,062
Department of Health and Human Services:						
Health Maintenance Organization Loan and Loan Guarantee Fund.....	.....	.....	.....	(**)	(**)	(**)
Department of Housing and Urban Development:						
Low-Rent Housing - Loans and Other Expenses.....	.....	.....	-104	.....	.....	.....
Department of Transportation:						
Railroad Rehabilitation and Improvement Loan Fund.....	.....	(**)	(**)	2	1	1
Department of Veterans Affairs:						
Guaranteed Transitional Housing for Homeless Veterans.....	.....	(**)	(**)	5	5	5
General Services Administration:						
Federal Buildings Fund.....	-2	-31	-23	1,967	1,938	1,936
International Assistance Program:						
Foreign Military Financing Program.....	-34	-46	-46	417	405	371
Small Business Administration:						
Business Loan Fund.....	(**)	-1	-1	2	1	1
Independent Agencies:						
National Credit Union Administration.....	.....	-10,101	-7,788	10,101	.....	.....
Postal Service.....	200	181	-3,015	12,000	11,981	12,181
<b>Total Borrowing from the Federal Financing Bank.....</b>	<b>844</b>	<b>-7,657</b>	<b>-8,240</b>	<b>59,300</b>	<b>50,799</b>	<b>51,643</b>

Note: This table includes lending by the Federal Financing Bank accomplished by the purchase of agency financial assets by the acquisition of agency debt securities, and by direct loans on behalf of an agency. The Federal Financing Bank borrows from Treasury and issues its own securities and in turn may loan these funds to agencies in lieu of agencies borrowing directly through Treasury or issuing their own securities.

... No Transactions

(\*\* ) Less than \$500,000

Note: Details may not add to totals due to rounding.

**Table 6. Schedule D-Investments of Federal Government Accounts in Federal Securities, February 2011 and Other Periods**

[\$ millions]

Classification	Net Purchases or Sales (-)			Securities Held as Investments Current Fiscal Year		
	This Month	Fiscal Year to Date		Beginning of		Close of This Month
		This Year	Prior Year	This Year	This Month	
<b>Federal Funds:</b>						
Department of Agriculture .....	-2	-2	-5	124	124	122
Department of Commerce.....	.....	3	3	.....	3	3
Department of Defense-Military:						
Defense Cooperation Account .....	(**)	(**)	(**)	7	7	7
Department of Energy.....	71	378	1,561	52,529	52,836	52,907
Department of Health and Human Services.....	.....	3	1	2,119	2,122	2,122
Department of Housing and Urban Development:						
Housing Programs:						
Federal Housing Administration Fund.....	613	2,746	1,023	4,194	6,327	6,940
Government National Mortgage Association:						
Guarantees of Mortgage-Backed Securities .....	-9	-33	72	3,561	3,538	3,529
Department of the Interior.....	58	-37	348	7,306	7,211	7,269
Department of Labor.....	394	45	-659	15,303	14,954	15,348
Department of Transportation.....	-82	-6	59	1,496	1,572	1,490
Department of the Treasury.....	77	-169	713	22,659	22,414	22,491
Department of Veterans Affairs:						
Veterans Reopened Insurance Fund.....	-3	-8	-6	308	303	300
Servicemen's Group Life Insurance Fund.....	.....	(**)	(**)	1	1	1
Other Defense Civil Programs:						
Uniformed Services Retiree Health Care Fund.....	37	17,609	17,048	142,289	159,861	159,898
Office of Personnel Management:						
Postal Service Contributions.....	.....	783	745	42,115	42,899	42,899
Independent Agencies:						
Federal Deposit Insurance Corporation:						
Deposit Insurance Fund.....	-1,698	-790	39,752	43,600	44,507	42,809
FSLIC Resolution Fund.....	(**)	10	17	3,388	3,398	3,398
Federal Housing Finance Agency.....	-10	30	21	51	92	81
National Credit Union Administration .....	23	1,094	1,571	11,674	12,745	12,768
Postal Service.....	(**)	-392	-3,250	1,391	999	999
Tennessee Valley Authority .....	600	400	(**)	225	25	625
Other .....	170	242	23	14,538	14,611	14,780
Other .....	-16	386	200	7,641	8,042	8,026
Total Treasury Securities.....	223	22,293	59,238	376,520	398,590	398,813
<b>Total Federal Funds.....</b>	<b>223</b>	<b>22,293</b>	<b>59,238</b>	<b>376,520</b>	<b>398,590</b>	<b>398,813</b>
<b>Trust Funds:</b>						
Legislative Branch:						
Library of Congress .....	(**)	3	-1	37	40	40
United States Tax Court.....	(**)	(**)	(**)	10	10	10
Other .....	-1	(**)	7	32	33	32
Judicial Branch:						
Judicial Retirement Funds .....	-3	-13	64	873	862	859
Department of Agriculture.....	-3	-25	-37	26	3	(**)
Department of Defense-Military:						
Voluntary Separation Incentive Fund.....	5	33	36	407	435	440
Other .....	1	-8	2	862	853	854
Department of Health and Human Services:						
Federal Hospital Insurance Trust Fund.....	-7,351	-11,364	-8,126	279,475	275,462	268,110
Federal Supplementary Medical Insurance Trust						
Fund.....	1,085	5,219	4,814	70,982	75,117	76,202
Other .....	36	116	14	2,978	3,059	3,095



**Table 6. Schedule D-Investments of Federal Government Accounts in Federal Securities, February 2011 and Other Periods**  
 [\$ millions]

Classification	Net Purchases or Sales (-)			Securities Held as Investments Current Fiscal Year		
	This Month	Fiscal Year to Date		Beginning of		Close of This Month
		This Year	Prior Year	This Year	This Month	
<b>Trust Funds:—Continued</b>						
Department of Homeland Security.....	101	259	21	3,438	3,596	3,696
Department of the Interior .....	-10	-9	-3	50	51	42
Department of Labor:						
Unemployment Trust Fund .....	1,096	-5,121	-4,521	18,703	12,486	13,582
Other .....	18	-19	-41	66	28	47
Department of State:						
Foreign Service Retirement and Disability Fund .....	-44	166	317	15,862	16,072	16,028
Other .....	-1	-2	(**)	38	38	37
Department of Transportation:						
Airport and Airway Trust Fund .....	857	1,349	-1,505	7,045	7,537	8,394
Highway Trust Fund.....	-877	-2,845	-3,858	24,455	22,487	21,610
Department of Treasury.....	-60	-308	-290	1,095	848	787
Department of Veterans Affairs:						
General Post Fund, National Homes .....	16	7	-6	79	70	86
National Service Life Insurance .....	-87	-176	-160	8,161	8,072	7,986
United States Government Life Insurance Fund .....	(**)	-1	-1	21	20	20
Veterans Special Life Insurance Fund .....	-10	9	16	1,997	2,016	2,006
Corps of Engineers.....	176	678	139	5,605	6,107	6,282
Other Defense Civil Programs:						
Military Retirement Fund.....	-712	52,177	51,377	282,006	334,895	334,183
Other .....	-9	-27	75	2,214	2,195	2,187
Environmental Protection Agency.....	-14	133	1,120	7,079	7,225	7,212
National Aeronautics and Space Administration .....	1	(**)	(**)	15	14	15
Office of Personnel Management:						
Civil Service Retirement and Disability Fund:						
Treasury Securities.....	-3,693	166	257	780,365	784,223	780,530
Employees Life Insurance Fund.....	301	950	818	37,605	38,254	38,555
Employees and Retired Employees Health Benefits Fund .....	528	1,319	566	16,244	17,035	17,564
Social Security Administration:						
Federal Old-Age and Survivors Insurance Trust						
Fund .....	-4,537	36,923	50,540	2,399,111	2,440,571	2,436,034
Federal Disability Insurance Trust Fund.....	-3,489	-11,399	-7,253	187,222	179,313	175,823
Independent Agencies:						
Harry S. Truman Memorial Scholarship Trust Fund.....	-1	-3	-1	54	53	52
Japan-United States Friendship Commission .....	.....	.....	.....	39	39	39
Railroad Retirement Board:						
Treasury Securities.....	-1	-433	280	2,375	1,943	1,942
Agency Securities .....	.....	2	2	3	5	5
Other .....	-5	16	145	865	885	880
Total Treasury Securities .....	-16,688	67,770	84,805	4,157,491	4,241,949	4,225,261
Total Agency Securities .....	.....	2	2	3	5	5
<b>Total Trust Funds .....</b>	<b>-16,688</b>	<b>67,772</b>	<b>84,807</b>	<b>4,157,494</b>	<b>4,241,954</b>	<b>4,225,266</b>
<b>Grand Total .....</b>	<b>-16,465</b>	<b>90,065</b>	<b>144,045</b>	<b>4,534,014</b>	<b>4,640,544</b>	<b>4,624,079</b>

(\* \*) Less than \$500,000

... No Transactions

Note: Details may not add to totals due to rounding.

Note: Investments are in Treasury securities unless otherwise noted.

**Table 6. Schedule E-Net Activity, Guaranteed and Direct Loan Financing, February 2011 and Other Periods**

Classification	[\$ millions]					
	Net Transactions (-) denotes net reduction of liability accounts			Account Balances Current Fiscal Year		
	This Month	Fiscal Year to Date		Beginning of		Close of This Month
This Year		Prior Year	This Year	This Month		
<b>Guaranteed Loan Financing Activity:</b>						
Department of Agriculture:						
Farm Service Agency:						
Commodity Credit Corporation Export Fund .....	59	151	71	313	405	463
Agricultural Credit Insurance Fund .....	1	-4	-8	-354	-358	-357
Rural Housing Service:						
Rural Community Facility Loans .....	-1	(**)	8	-36	-36	-37
Rural Housing Insurance Fund .....	-17	-100	-263	-1,553	-1,636	-1,653
Rural Business-Cooperative Service:						
Rural Business and Industry Loans .....	-8	(**)	-6	-250	-242	-250
Renewable Energy Guaranteed Loan Account .....	(**)	-1	-2	-8	-9	-9
Biorefinery Assistance Loan Account .....	.....	.....	-27	-30	-30	-30
Rural Utilities Service:						
Rural Water and Waste Disposal Fund .....	(**)	(**)	1	-24	-24	-24
Department of Commerce:						
General Administration:						
Emergency Oil, Gas, and Steel Account .....	(**)	(**)	.....	5	5	5
National Oceanic and Atmospheric Administration:						
Fishing Vessel Obligations .....	.....	(**)	(**)	2	2	2
Department of Defense-Military .....	.....	(**)	-1	-23	-23	-23
Department of Education:						
Office of Student Financial Assistance:						
Federal Family Education Loans .....	-805	-885	-1,445	-405	-485	-1,290
Department of Energy:						
Title 17 Innovative Technology Loans .....	(**)	-6	.....	-4	-9	-10
Department of Health and Human Services:						
Health Resources and Services Administration:						
Health Center Loans .....	(**)	(**)	.....	-2	-2	-2
Health Education Assistance Loans .....	1	2	3	-51	-50	-49
Department of Housing and Urban Development:						
Public and Indian Housing Programs:						
Indian Housing Loans .....	(**)	(**)	-3	-35	-34	-35
Native Hawaiian Housing Loans .....	.....	(**)	(**)	-1	-1	-1
Community Planning and Development:						
Community Development Loans .....	.....	(**)	-1	-96	-96	-96
Housing Programs:						
FHA-Mutual Mortgage Insurance Loans .....	753	4,265	534	-26,489	-22,977	-22,224
FHA-General and Special Risk Fund .....	124	418	419	-5,376	-5,082	-4,958
Home Ownership Preservation Entity Fund .....	(**)	-3	-1	-5	-7	-8
Government National Mortgage Association:						
Guarantees of Mortgaged-Backed Securities .....	124	542	-12	4,730	5,148	5,272
Department of the Interior:						
Bureau of Indian Affairs:						
Bureau of Indian Affairs .....	-1	-3	-19	-58	-60	-61
Department of Transportation:						
Office of the Secretary:						
Minority Business Resource Center Fund .....	(**)	(**)	(**)	(**)	(**)	(**)
Federal Highway Administration:						
Transportation Infrastructure Finance and Innovation Fund .....	.....	.....	.....	(**)	(**)	(**)
Maritime Administration:						
Maritime Guaranteed Loan (Title XI) Fund .....	(**)	2	229	-14	-12	-12
Department of the Treasury:						
Departmental Offices:						
Air Transportation Stabilization Fund .....	.....	.....	.....	(**)	(**)	(**)
Troubled Assets Insurance Financing Fund .....	.....	-2,316	-147	2,364	48	48
Department of Veterans Affairs:						
Veterans Benefits Administration:						
Veterans Housing Benefit Program Fund .....	-37	255	100	-2,442	-2,150	-2,187
Guaranteed Transitional Housing Loans for Homeless Veterans .....	(**)	(**)	(**)	(**)	(**)	(**)
International Assistance Program:						
Agency for International Development:						
Loan Guarantees to Israel .....	.....	.....	.....	-1,941	-1,941	-1,941
Urban and Environmental Credit Guaranteed Loans .....	(**)	1	1	-100	-99	-99
Microenterprise and Small Enterprise Development .....	(**)	(**)	(**)	-1	-1	-1
Development Credit Authority Loan Fund .....	(**)	-4	-1	-35	-38	-38
Loan Guarantees to Egypt .....	.....	.....	.....	-186	-186	-186
Overseas Private Investment Corporation .....	-4	-34	-19	-92	-122	-126
Small Business Administration:						
Business Loan Fund .....	314	838	-3,018	1,325	1,848	2,162
Independent Agencies:						
Export-Import Bank of the United States .....	-15	-105	-22	-1,590	-1,680	-1,695
<b>Net Activity, Guaranteed Loan Financing .....</b>	<b>485</b>	<b>3,011</b>	<b>-3,630</b>	<b>-32,461</b>	<b>-29,936</b>	<b>-29,450</b>
<b>Direct Loan Financing Activity:</b>						
Department of Agriculture:						
Farm Service Agency:						
Agricultural Credit Insurance Fund .....	12	-170	54	6,141	5,959	5,971
Farm Storage Facility Loans .....	2	89	66	544	631	633
Apple Loans Fund .....	.....	(**)	(**)	(**)	(**)	(**)
Emergency Boll Weevil Loan Fund .....	(**)	(**)	(**)	(**)	(**)	(**)
Natural Resources Conservation Service:						
Agricultural Resource Conservation Demonstration Program .....	.....	.....	.....	(**)	(**)	(**)
Rural Housing Service:						
Rural Community Facility Loans Fund .....	10	218	54	2,863	3,072	3,081
Rural Housing Insurance Fund .....	-36	64	260	14,694	14,794	14,758
Multifamily Housing Revitalization Loan Account .....	2	23	6	112	133	135
Rural Business-Cooperative Service:						
Rural Business and Industry Loan Fund .....	(**)	-1	-1	25	24	24
Rural Development Loan Fund .....	(**)	-7	-4	291	285	284
Rural Economic Development Loan Fund .....	(**)	4	(**)	93	97	97
Rural Microenterprise Investment Loans .....	1	1	.....	.....	1	1

**Table 6. Schedule E-Net Activity, Guaranteed and Direct Loan Financing, February 2011 and Other Periods**

[\$ millions]

Classification	Net Transactions (-) denotes net reduction of liability accounts			Account Balances Current Fiscal Year		
	This Month	Fiscal Year to Date		Beginning of		Close of This Month
		This Year	Prior Year	This Year	This Month	
<b>Direct Loan Financing Activity:—Continued</b>						
Department of Agriculture:—Continued						
Rural Utilities Service:						
Rural Water and Waste Disposal Loans .....	11	230	97	8,344	8,563	8,575
Rural Electrification and Telecommunications Fund .....	179	634	1,984	38,844	39,299	39,478
Rural Telephone Bank .....	-4	-17	-10	414	402	398
Distance Learning and Telemedicine Program .....	20	53	15	497	530	550
Rural Development Insurance Fund .....	.....	.....	.....	1,065	1,065	1,065
Foreign Agricultural Service:						
P. L. 480 Direct Loan Fund .....	-2	-75	-94	1,002	929	926
International Debt Reduction .....	(**)	-5	-28	40	36	36
Department of Commerce:						
National Oceanic and Atmospheric Administration:						
Fisheries Finance .....	-4	10	-14	515	529	525
Department of Defense-Military .....	-2	38	56	511	551	549
Department of Education:						
Office of Postsecondary Education:						
College Housing and Academic Facilities Loans .....	(**)	(**)	(**)	10	10	10
Historically Black College and University Capital Financing Fund .....	3	21	30	368	385	389
Office of Student Financial Assistance:						
Federal Direct Student Loans .....	10,294	59,771	20,215	226,811	276,288	286,582
Teach Grant Loans .....	18	57	48	135	174	192
Temporary Student Loan Purchase Authority .....	-935	-942	24,346	114,189	114,183	113,247
Department of Energy:						
Advanced Technology Vehicles Manufacturing Loans .....	103	373	231	1,234	1,504	1,607
Title 17 Innovative Technology Loans .....	175	312	167	430	567	743
Department of Homeland Security:						
Disaster Assistance Loan Fund .....	-9	-9	(**)	5	5	-4
Department of Housing and Urban Development:						
Housing Programs:						
FHA-Mutual Mortgage Insurance Loans .....	(**)	(**)	(**)	-4	-4	-4
FHA-General and Special Risk Fund .....	.....	.....	.....	(**)	(**)	(**)
Green Retrofit Program for Multifamily Housing Fund .....	.....	5	1	10	15	15
Department of the Interior:						
Bureau of Reclamation .....	.....	.....	.....	30	30	30
Bureau of Indian Affairs .....	(**)	(**)	-1	6	6	6
Assistance to American Samoa Loan Fund .....	.....	.....	.....	11	11	11
Department of State:						
Administration of Foreign Affairs:						
Repatriation Loans .....	(**)	(**)	-1	-8	-8	-8
Department of Transportation:						
Federal Highway Administration:						
Transportation Infrastructure Finance and Innovation Fund .....	58	555	203	2,321	2,818	2,876
Federal Railroad Administration:						
Railroad Rehabilitation and Improvement Loan Fund .....	(**)	9	3	409	418	418
Department of the Treasury:						
Departmental Offices:						
Community Development Financial Institutions Fund .....	(**)	-2	-2	41	39	39
GSE Mortgage-Backed Securities Purchase Program .....	-3,924	-26,358	14,324	172,717	150,283	146,359
Temporary Credit and Liquidity Program .....	-28	-170	15,386	15,943	15,801	15,773
Troubled Asset Relief Program .....	-6,252	-24,391	-99,960	119,612	101,473	95,221
Financial Management Service .....	.....	.....	.....	(**)	(**)	(**)
Department of Veterans Affairs:						
Veterans Benefits Administration:						
Veterans Housing Benefit Program Fund .....	9	59	107	1,419	1,470	1,479
Native American Veteran Housing Fund .....	(**)	2	3	59	61	61
Vocational Rehabilitation Loan Fund .....	(**)	(**)	(**)	1	1	1
Environmental Protection Agency:						
Abatement, Control, and Compliance Loan Program .....	(**)	-1	-4	4	3	3
International Assistance Program:						
International Security Assistance:						
Foreign Military Loan Program .....	.....	.....	.....	11	11	11
Military Debt Reduction .....	.....	.....	.....	31	31	31
Agency for International Development:						
International Debt Reduction .....	(**)	-53	-22	173	121	120
Overseas Private Investment Corporation .....	19	93	258	1,089	1,163	1,182
Small Business Administration:						
Business Loan Fund .....	1	(**)	-3	95	94	95
Disaster Loan Fund .....	-54	-215	-427	6,660	6,500	6,446
Independent Agencies:						
Export-Import Bank of the United States .....	-20	345	1,097	5,013	5,377	5,358
Federal Communications Commission:						
Spectrum Auction Loan Fund .....	-40	-40	(**)	83	83	43
<b>Net Activity, Direct Loan Financing .....</b>	<b>-396</b>	<b>10,513</b>	<b>-21,558</b>	<b>744,902</b>	<b>755,811</b>	<b>755,415</b>

Note: Federal credit programs provide benefits to the public in the form of direct loans and loan guarantees. This table reflects cash transactions and balances of the nonbudgetary financing fund accounts that result from the disbursement of loans, collection of fees, repayment of principle, sale of collateral, interest, and subsidy received from the credit program accounts at net present value in accordance with the Credit Reform Act of 1990. Unreimbursed costs such as administrative expenses and subsidy payments are reported on a cash basis and included within each program's budgetary totals in Table 5.

... No Transactions

(\*\* \*) Less than \$500,000

Note: Details may not add to totals due to rounding.

**Table 7. Receipts and Outlays of the U.S. Government by Month, Fiscal Year 2011**

[\$ millions]

Classification	Oct.	Nov.	Dec.	Jan.	Feb.	March	April	May	June	July	Aug.	Sept.	Fiscal Year to Date	Comparable Period Prior F.Y.
<b>Receipts:</b>														
Individual Income Taxes .....	71,399	64,306	120,316	128,973	37,847								422,841	334,002
Corporation Income Taxes.....	-4,404	-3,065	43,400	3,645	-1,397								38,179	45,391
Social Insurance And Retirement Receipts:														
Employment and General Retirement.....	61,034	65,842	53,669	73,292	57,171								311,008	332,571
Unemployment Insurance.....	1,677	4,817	2,655	2,806	3,426								15,380	10,087
Other Retirement .....	382	339	370	310	305								1,706	1,729
Excise Taxes .....	4,476	6,326	5,968	5,137	4,016								25,923	22,806
Estate and Gift Taxes .....	281	225	218	-804	134								54	6,515
Customs Duties .....	2,619	2,458	2,296	2,421	2,111								11,905	9,690
Miscellaneous Receipts .....	8,488	7,722	7,983	10,771	7,043								42,006	37,743
<b>Total-Receipts This Year.....</b>	<b>145,951</b>	<b>148,970</b>	<b>236,875</b>	<b>226,550</b>	<b>110,656</b>								<b>869,003</b>	<b>.....</b>
(On-Budget).....	<b>99,702</b>	<b>99,222</b>	<b>197,098</b>	<b>171,448</b>	<b>67,556</b>								<b>635,026</b>	<b>.....</b>
(Off-Budget).....	<b>46,249</b>	<b>49,748</b>	<b>39,778</b>	<b>55,102</b>	<b>43,100</b>								<b>233,977</b>	<b>.....</b>
<i>Total-Receipts Prior Year .....</i>	<i>135,293</i>	<i>133,563</i>	<i>218,919</i>	<i>205,239</i>	<i>107,520</i>								<i>.....</i>	<i>800,535</i>
(On Budget).....	<i>88,655</i>	<i>83,286</i>	<i>173,094</i>	<i>142,046</i>	<i>58,467</i>								<i>.....</i>	<i>545,548</i>
(Off Budget).....	<i>46,638</i>	<i>50,277</i>	<i>45,825</i>	<i>63,193</i>	<i>49,053</i>								<i>.....</i>	<i>254,986</i>
<b>Outlays:</b>														
Legislative Branch .....	395	442	428	358	362								1,985	1,999
Judicial Branch .....	598	579	594	555	533								2,859	2,863
Department of Agriculture:														
Commodity Credit Corporation and														
Foreign Agricultural Service.....	6,267	2,319	1,555	1,548	-215								11,474	12,790
Other .....	10,139	9,597	11,759	10,294	9,990								51,780	46,235
Department of Commerce.....	789	1,126	853	644	1,012								4,425	4,196
Department of Defense:														
Military:														
Military Personnel .....	27,438	11,391	16,532	8,673	9,538								73,572	72,209
Operation and Maintenance.....	21,813	23,614	24,567	21,465	21,461								112,922	107,171
International Reconstruction														
and Other Assistance .....	(**)	(**)	1	-1	(**)								1	10
Procurement.....	9,362	13,131	14,480	8,144	9,348								54,464	54,045
Research, Development, Test,														
and Evaluation.....	4,839	7,081	6,535	5,323	6,138								29,915	29,233
Military Construction .....	1,465	1,957	1,956	1,608	1,476								8,462	8,088
Family Housing.....	453	202	287	184	178								1,305	1,274
Revolving and Management Funds .....	78	171	984	457	-809								881	2,042
Other .....	-48	280	-786	507	-63								-110	-142
<b>Total Military.....</b>	<b>65,401</b>	<b>57,827</b>	<b>64,556</b>	<b>46,360</b>	<b>47,268</b>								<b>281,411</b>	<b>273,929</b>
Department of Education.....	7,645	7,559	8,077	7,615	11,746								42,643	44,515
Department of Energy.....	2,900	2,753	3,421	2,403	2,521								13,998	11,074
Department of Health and Human Services:														
National Institutes of Health.....	2,704	2,777	2,764	2,804	2,725								13,773	12,594
Centers for Medicare And Medicaid Services:														
Grants to States for Medicaid .....	23,794	24,508	28,275	20,679	21,821								119,075	109,814
Federal Hospital Ins. Trust Fund.....	18,008	20,112	21,205	17,818	21,700								98,843	98,694
Federal Supp. Med. Ins. Trust Fund .....	24,731	23,232	23,398	20,730	22,750								114,840	108,774
Other .....	18,899	18,670	19,181	22,051	19,289								98,090	93,602
Administration for Children and Families.....	4,873	4,558	5,138	3,973	4,511								23,054	22,503
Other .....	-21,456	-20,879	-21,151	-24,255	-21,870								-109,612	-103,937
Department of Homeland Security.....	3,890	4,284	3,902	3,268	2,766								18,110	18,222
Department of Housing and Urban Development .....	4,174	4,019	4,416	4,104	3,840								20,554	19,963
Department of the Interior.....	796	1,540	1,167	1,044	924								5,471	5,409
Department of Justice.....	2,353	3,169	2,341	2,771	2,191								12,825	12,308
Department of Labor:														
Unemployment Trust Fund .....	10,041	10,944	11,251	11,096	10,272								53,604	63,629
Other .....	298	2,005	1,692	1,153	644								5,792	9,463
Department of State.....	1,867	2,202	2,641	1,355	2,092								10,157	9,181
Department of Transportation:														
Highway Trust Fund.....	3,467	3,142	2,744	2,217	1,941								13,510	12,003
Other .....	3,715	4,552	3,562	2,955	2,831								17,615	17,926
Department of the Treasury:														
Interest on Treasury Debt Securities (Gross).....	24,143	19,396	104,700	21,123	21,759								191,121	181,142
Other .....	3,386	5,633	2,183	14,204	54,223								79,629	95,169

**Table 7. Receipts and Outlays of the U.S. Government by Month, Fiscal Year 2011**

[\$ millions]

Classification	Oct.	Nov.	Dec.	Jan.	Feb.	March	April	May	June	July	Aug.	Sept.	Fiscal Year to Date	Comparable Period Prior F.Y.
<b>Outlays: —Continued</b>														
Department of Veterans Affairs:														
Compensation And Pensions.....	4,073	4,301	8,134	515	4,338								21,362	19,555
National Service Life.....	81	65	77	80	85								388	403
Other .....	6,111	5,278	5,678	4,998	5,358								27,422	23,953
Corps of Engineers.....	882	920	1,165	764	878								4,609	3,889
Other Defense Civil Programs .....	3,588	4,852	4,489	4,958	4,143								22,029	22,395
Environmental Protection.....	1,019	1,032	1,041	825	1,044								4,962	3,620
Executive Office of the President.....	51	38	35	34	42								199	195
General Services Administration.....	20	178	215	29	98								541	-46
International Assistance Program:														
International Security Assistance .....	681	1,074	643	1,184	967								4,550	6,875
Multilateral Assistance .....	455	159	29	113	207								963	334
Agency for International Development.....	439	367	396	422	399								2,023	1,585
Other .....	-578	475	187	-564	-131								-612	860
National Aeronautics and Space Administration .....	1,247	1,703	1,737	1,172	1,208								7,067	7,182
National Science Foundation.....	546	629	536	537	497								2,745	2,502
Office of Personnel Management .....	6,269	6,097	5,636	6,469	5,850								30,322	30,931
Small Business Administration.....	90	116	137	156	130								629	5,240
Social Security Administration:														
Federal Old-Age and Survivors Ins.														
Trust Fund (Off-Budget).....	48,874	48,956	49,542	49,038	49,328								245,739	237,496
Federal Disability Ins. Trust														
Fund (Off-Budget).....	10,822	10,539	10,828	10,864	10,685								53,738	51,458
Other .....	3,999	4,119	7,857	142	4,205								20,321	19,610
Independent Agencies:														
Fed. Deposit Ins. Corp:														
Deposit Insurance Fund.....	748	-2,180	-1,035	1,553	1,696								783	-39,761
FSLIC Resolution Fund.....	-11	(**)	-5	1	-1								-17	-15
Postal Service:														
Off-Budget:														
Public Enterprise Funds.....	1,708	21	-1,219	-215	290								584	230
Other.....	37	8	11	54	.....								110	97
Other .....	94	.....	.....	7	.....								102	112
Tennessee Valley Authority .....	298	-64	65	234	-370								163	175
Other Independent Agencies .....	-4,435	756	-1,319	1,090	1,960								-1,949	2,303
Undistributed Offsetting Receipts:														
Employer Share, Employee Retirement.....	-21,471	-4,837	-5,773	-5,181	-5,143								-42,405	-40,205
Interest Received by Trust Funds .....	-3,141	-354	-84,354	-1,189	-1,669								-90,707	-91,781
Rents and Royalties on Outer														
Continental Shelf Lands.....	76	-954	-375	-609	-565								-2,427	-1,050
Other .....	.....	.....	.....	.....	.....								.....	-66
<b>Totals This Year:</b>														
<b>Total Outlays.....</b>	<b>286,384</b>	<b>299,364</b>	<b>315,009</b>	<b>276,346</b>	<b>333,156</b>								<b>1,510,259</b>	<b>.....</b>
(On-Budget).....	<b>232,255</b>	<b>241,169</b>	<b>314,504</b>	<b>230,966</b>	<b>282,270</b>								<b>1,301,164</b>	<b>.....</b>
(Off-Budget).....	<b>54,128</b>	<b>58,195</b>	<b>505</b>	<b>45,380</b>	<b>50,887</b>								<b>209,096</b>	<b>.....</b>
<b>Total-Surplus (+) or Deficit (-) .....</b>	<b>-140,432</b>	<b>-150,394</b>	<b>-78,134</b>	<b>-49,796</b>	<b>-222,500</b>								<b>-641,257</b>	<b>.....</b>
(On-Budget).....	<b>-132,553</b>	<b>-141,947</b>	<b>-117,406</b>	<b>-59,518</b>	<b>-214,714</b>								<b>-666,137</b>	<b>.....</b>
(Off-Budget).....	<b>-7,879</b>	<b>-8,447</b>	<b>+39,272</b>	<b>+9,722</b>	<b>-7,787</b>								<b>+24,881</b>	<b>.....</b>
<b>Total Borrowing from the Public .....</b>	<b>47,790</b>	<b>205,633</b>	<b>114,463</b>	<b>93,358</b>	<b>80,031</b>								<b>541,275</b>	<b>386,537</b>
<b>Total-Outlays Prior Year .....</b>	<b>311,656</b>	<b>253,850</b>	<b>310,329</b>	<b>247,873</b>	<b>328,429</b>								<b>.....</b>	<b>1,452,137</b>
(On-Budget).....	<b>258,631</b>	<b>197,775</b>	<b>282,891</b>	<b>227,488</b>	<b>272,296</b>								<b>.....</b>	<b>1,239,081</b>
(Off-Budget).....	<b>53,025</b>	<b>56,075</b>	<b>27,438</b>	<b>20,386</b>	<b>56,132</b>								<b>.....</b>	<b>213,056</b>
<b>Total-Surplus (+) or Deficit (-) Prior Year .....</b>	<b>-176,363</b>	<b>-120,287</b>	<b>-91,410</b>	<b>-42,634</b>	<b>-220,909</b>								<b>.....</b>	<b>-651,602</b>
(On-Budget).....	<b>-169,976</b>	<b>-114,489</b>	<b>-109,797</b>	<b>-85,441</b>	<b>-213,830</b>								<b>.....</b>	<b>-693,533</b>
(Off-Budget).....	<b>-6,387</b>	<b>-5,798</b>	<b>+18,387</b>	<b>+42,807</b>	<b>-7,079</b>								<b>.....</b>	<b>+41,930</b>

(\* \*) Less than \$500,000

Note: Details may not add to totals due to rounding.

... No Transactions

**Table 8. Trust Fund Impact on Budget Results and Investment Holdings as of February 28, 2011**

Classification	[\$ millions]								
	This Month			Fiscal Year to Date			Securities Held as Investments Current Fiscal Year		
	Receipts	Outlays	Excess	Receipts	Outlays	Excess	Beginning of This Year This Month		Close of This Month
<b>Trust Receipts, Outlays, and Investments Held:</b>									
Airport and Airway .....	1,203	429	774	4,228	4,295	-67	7,045	7,537	8,394
Black Lung Disability.....	64	22	42	234	113	121	.....	.....	.....
Federal Disability Insurance.....	7,633	10,685	-3,052	42,503	53,738	-11,234	187,222	179,313	175,823
Federal Employees Life and Health.....	.....	-830	830	.....	-2,261	2,261	53,849	55,290	56,119
Federal Employees Retirement .....	2,161	5,900	-3,739	29,964	29,640	324	797,110	801,167	797,428
Federal Hospital Insurance.....	14,500	21,840	-7,340	88,547	99,440	-10,892	279,475	275,462	268,110
Federal Old-Age and Survivors Insurance.....	44,883	49,328	-4,444	282,548	245,739	36,809	2,399,111	2,440,571	2,436,034
Federal Supplementary Medical Insurance.....	23,964	22,750	1,215	119,331	114,840	4,490	70,982	75,117	76,202
Hazardous Substance Superfund.....	26	82	-56	621	590	30	3,651	3,785	3,737
Highways.....	3,837	2,435	1,402	13,946	16,680	-2,734	24,455	22,487	21,610
Military Advances.....	1,222	1,083	139	9,633	8,440	1,193	.....	.....	.....
Military Retirement.....	2,980	4,243	-1,263	80,234	21,167	59,067	282,006	334,895	334,183
Railroad Retirement.....	959	1,072	-112	6,515	5,380	1,135	2,378	1,947	1,947
Unemployment .....	35,528	10,281	25,247	70,117	53,654	16,463	18,703	12,486	13,582
Veterans Life Insurance.....	4	99	-95	253	421	-168	10,179	10,109	10,011
All Other Trust .....	582	360	222	2,666	2,170	496	21,328	21,788	22,086
<b>Total Trust Fund Receipts and Outlays and Investments Held from Table 6-D.....</b>	<b>139,547</b>	<b>129,779</b>	<b>9,768</b>	<b>751,340</b>	<b>654,046</b>	<b>97,294</b>	<b>4,157,494</b>	<b>4,241,954</b>	<b>4,225,266</b>
Less: Interfund Transactions.....	73,157	73,157	.....	402,989	402,989	.....	.....	.....	.....
<b>Trust Fund Receipts and Outlays on the Basis of Tables 4 &amp; 5.....</b>	<b>66,390</b>	<b>56,621</b>	<b>9,768</b>	<b>348,351</b>	<b>251,057</b>	<b>97,294</b>			
<b>Total Federal Fund Receipts and Outlays.....</b>	<b>44,355</b>	<b>276,624</b>	<b>-232,269</b>	<b>521,179</b>	<b>1,259,730</b>	<b>-738,551</b>			
Less: Interfund Transactions.....	89	89	.....	527	527	.....			
<b>Federal Fund Receipts and Outlays on the Basis of Table 4 &amp; 5.....</b>	<b>44,266</b>	<b>276,535</b>	<b>-232,269</b>	<b>520,652</b>	<b>1,259,203</b>	<b>-738,551</b>			
<b>Net Budget Receipts &amp; Outlays.....</b>	<b>110,656</b>	<b>333,156</b>	<b>-222,500</b>	<b>869,003</b>	<b>1,510,259</b>	<b>-641,257</b>			

Note: Interfund receipts and outlays are transactions between Federal funds and trust funds such as Federal payments and contributions, and interest and profits on investments in Federal securities. They have no net effect on overall budget receipts and outlays since the receipt side of such transactions is offset against budget outlays. In this table, Interfund receipts are shown as an adjustment to arrive at total receipts and outlays of trust funds respectively. ... No Transactions

**Table 9. Summary of Receipts by Source, and Outlays by Function of the U.S. Government, February 2011 and Other Periods**

Classification	[\$ millions]		
	This Month	Fiscal Year to Date	Comparable Period Prior Fiscal Year
<b>Receipts</b>			
Individual Income Taxes.....	37,847	422,841	334,002
Corporation Income Taxes.....	-1,397	38,179	45,391
<b>Social Insurance and Retirement Receipts:</b>			
Employment and General Retirement.....	57,171	311,008	332,571
Unemployment Insurance.....	3,426	15,380	10,087
Other Retirement.....	305	1,706	1,729
Excise Taxes.....	4,016	25,923	22,806
Estate and Gift Taxes.....	134	54	6,515
Customs Duties.....	2,111	11,905	9,690
Miscellaneous Receipts.....	7,043	42,006	37,743
<b>Total.....</b>	<b>110,656</b>	<b>869,003</b>	<b>800,535</b>
<b>Net Outlays</b>			
National Defense.....	49,455	293,530	286,112
International Affairs.....	3,489	17,369	19,350
General Science, Space, and Technology.....	2,120	12,126	11,848
Energy.....	941	5,114	2,872
Natural Resources and Environment.....	3,420	18,965	15,883
Agriculture.....	977	15,202	15,131
Commerce and Housing Credit.....	2,920	-3,466	-18,434
Transportation.....	5,909	37,691	35,831
Community and Regional Development.....	1,382	9,498	10,087
Education, Training, Employment and Social Services.....	16,027	56,770	57,847
Health.....	29,560	158,935	148,829
Medicare.....	38,502	185,199	179,320
Income Security.....	90,160	273,284	279,519
Social Security.....	59,994	299,354	289,095
Veterans Benefits and Services.....	9,796	49,283	43,993
Administration of Justice.....	3,968	23,615	22,828
General Government.....	1,115	8,164	6,892
Net Interest.....	19,127	94,459	86,453
Undistributed Offsetting Receipts.....	-5,708	-44,832	-41,321
<b>Total.....</b>	<b>333,156</b>	<b>1,510,259</b>	<b>1,452,137</b>

Note: Details may not add to totals due to rounding.

# Explanatory Notes

## 1. Flow of Data into Monthly Treasury Statement

The *Monthly Treasury Statement (MTS)* is assembled from data in the central accounting system. The major sources of data include monthly accounting reports by Federal entities and disbursing officers, and daily reports from the Federal Reserve banks. These reports detail accounting transactions affecting receipts and outlays of the Federal Government and off-budget Federal entities, and their related effect on the assets and liabilities of the U.S. Government. Information is presented in the *MTS* on a modified cash basis.

## 2. Notes on Receipts

Receipts included in the report are classified into the following major categories: (1) budget receipts and (2) offsetting collections (also called applicable receipts). Budget receipts are collections from the public that result from the exercise of the Government's sovereign or governmental powers, excluding receipts offset against outlays. These collections, also called governmental receipts, consist mainly of tax receipts (including social insurance taxes), receipts from court fines, certain licenses, and deposits of earnings by the Federal Reserve System. Refunds of receipts are treated as deductions from gross receipts.

Offsetting collections are from other Government accounts or the public that are of a business-type or market-oriented nature. They are classified into two major categories: (1) offsetting collections credited to appropriations or fund accounts, and (2) offsetting receipts (i.e., amounts deposited in receipt accounts). Collections credited to appropriation or fund accounts normally can be used without appropriation action by Congress. These occur in two instances: (1) when authorized by law, amounts collected for materials or services are treated as reimbursements to appropriations and (2) in the three types of revolving funds (public enterprise, intra governmental, and trust); collections are netted against spending, and outlays are reported as the net amount.

Offsetting receipts in receipt accounts cannot be used without being appropriated. They are subdivided into two categories: (1) proprietary receipts - these collections are from the public and they are offset against outlays by agency and by function, and (2) intra governmental funds - these are payments into receipt accounts from Governmental appropriation or fund accounts. The transactions may be intrabudgetary when the payment and receipt both occur within the budget or from receipts from off-budget Federal entities in those cases where payment is made by a Federal entity whose budget authority and outlays are excluded from the budget totals.

Intrabudgetary transactions are subdivided into three categories: (1) interfund transactions, where the payments are from one fund group (either Federal funds or trust funds) to a receipt account in the other fund group; (2) Federal intrafund transactions, where the payments and receipts both occur within the Federal fund group; and (3) trust intrafund transactions, where the payments and receipts both occur within the trust fund group.

Offsetting receipts are generally deducted from budget authority and outlays by function, by subfunction, or by agency. There are four types of receipts, however, that are deducted from budget totals as undistributed offsetting receipts. They are: (1) agencies' payments (including payments by off-budget Federal entities) as employers into employees retirement funds, (2) interest received by trust funds, (3) rents and royalties on the Outer Continental Shelf lands, and (4) other interest (i.e., interest collected on Outer Continental Shelf money in deposit funds when such money is transferred into the budget).

## 3. Notes on Outlays

Outlays are generally accounted for on the basis of checks issued, electronic funds transferred, or cash payments made. Certain outlays do not require issuance of cash or checks. An example is charges made against appropriations for that part of employees' salaries withheld for taxes or savings bond allotments - these are counted as payments to the employee and credits for whatever purpose the money was withheld. Outlays are stated net of offsetting collections (including receipts of revolving and management funds) and of refunds. Interest on the public debt (public issues) is recognized on the accrual basis. Federal credit programs subject to the Federal Credit Reform Act of 1990 use the cash

basis of accounting and are divided into two components. The portion of the credit activities that involve a cost to the Government (mainly subsidies) is included within the budget program accounts. The remaining portion of the credit activities are in non-budget financing accounts. Outlays of off-budget Federal entities are excluded by law from budget totals. However, they are shown separately and combined with the on-budget outlays to display total Federal outlays.

## 4. Processing

The data on payments and collections are reported by account symbol into the central accounting system. In turn, the data are extracted from this system for use in the preparation of the *MTS*.

There are two major checks which are conducted to assure consistency of the data reported:

1. Verification of payment data. The monthly payment activity reported by Federal entities on the Statements of Transactions is compared to the payment activity of Federal entities as reported by disbursing officers.
2. Verification of collection data. Reported collections appearing on Statements of Transactions are compared to deposits as reported by Federal Reserve Banks.

## 5. Other Sources of Information About Federal Government Financial Activities

- *A Glossary of Terms Used in the Federal Budget Process, 2005* (Available from the U.S. Government Accountability Office, at <http://www.gao.gov/new.items/do5734sp.pdf>/September, or by calling 202-512-6000. This glossary provides a basic reference document of standardized definitions of terms used by the Federal Government in the budget making process.
- *Daily Treasury Statement* (Available on the internet at <http://www.fms.treas.gov/dts/>). The *Daily Treasury Statement* is published each working day of the Federal Government and provides data on the cash and debt operations of the Treasury.
- *Monthly Statement of the Public Debt of the United States* (Available on the internet at <http://www.treasurydirect.gov/govt/reports/pd/mspd/nspd.htm>). This publication provides detailed information concerning the public debt.
- *Treasury Bulletin* (Available from GPO, Washington, D.C. 20401 on a subscription or single copy and on the internet at <http://fms.treas.gov/bulletin/index.html>). Quarterly, contains a mix of narrative, tables, and charts on Treasury issues, Federal financial operations, international statistics, and special reports.
- *Budget of the United States Government, Fiscal Year 20\_\_* (Available from GPO, Washington, D.C. 20401 on a subscription basis only and on the internet at <http://www.access.gpo.gov/usbudget>). This publication is a single volume which provides budget information and contains:
  - Appendix, *The Budget of the United States Government, FY 20\_\_*
  - *The United States Budget in Brief, FY 20\_\_*
  - *Analytical Perspectives*
  - *Historical Tables*
- *Combined Statement of Receipts, Outlays, and Balances of the United States Government* (Available from Financial Management Services, U.S. Department of Treasury, Washington, D.C. 20227 and on the internet at <http://fms.treas.gov/annualreport/index.html>). This report includes budgetary results at the summary level and presents individual receipt and appropriation accounts at the detail level.

**Scheduled Release**

**The release date for the March 2011 Statement  
will be 2:00 p.m. EST April 12, 2011.**

Internet service subscribers can access the current issue of the Monthly Treasury Statement through the  
Financial Management Service's website:

<http://www.fms.treas.gov/mts/index.html>