

# Monthly Treasury Statement

## Receipts and Outlays of the United States Government

For Fiscal Year 2023 Through January 31, 2023, and Other Periods





## Highlight

Outlays for military active duty and retirement, veterans benefits, Supplemental Security Income accelerated into December, because January 1, 2023, the normal payment date, fell on a non-business day.

## Contents

Summary.....	Page 5
Receipts.....	Page 10
Outlays.....	Page 11
Means of Financing.....	Page 25
Receipts/Outlays by Month.....	Page 35
Federal Trust Funds/ Securities.....	Page 37
Receipts by Source/Outlays by Function.....	Page 38
Explanatory Notes.....	Page 39

## Introduction

*The Monthly Treasury Statement of Receipts and Outlays of the United States Government (MTS)* is prepared by the Bureau of the Fiscal Service, Department of the Treasury and, after approval by the Fiscal Assistant Secretary of the Treasury, is normally released on the 8th workday of the month following the reporting month. The publication is based on data provided by Federal entities, disbursing officers, and Federal Reserve banks.

### AUDIENCE

The *MTS* is published to meet the needs of those responsible for or interested in the cash position of the Treasury, those who are responsible or interested in the Government's budget results; and individuals and businesses whose operations depend upon or are related to the Government's financial operations.

### DISCLOSURE STATEMENT

This statement summarizes the financial activities of the Federal Government and off-budget Federal entities conducted in accordance with the Budget of the U.S. Government, i.e., receipts and outlays of funds, the surplus or deficit, and the means of financing the deficit or disposing of the surplus. Information is presented on a modified cash basis; receipts are accounted for on the basis of collections; refunds of receipts are treated as deductions from gross receipts; revolving and management fund receipts, reimbursements and refunds of monies previously expended are treated as deductions from gross outlays; and interest on the public debt (public issues) is recognized on the accrual basis. Major information sources include accounting data reported by Federal entities, disbursing officers, and Federal Reserve banks.

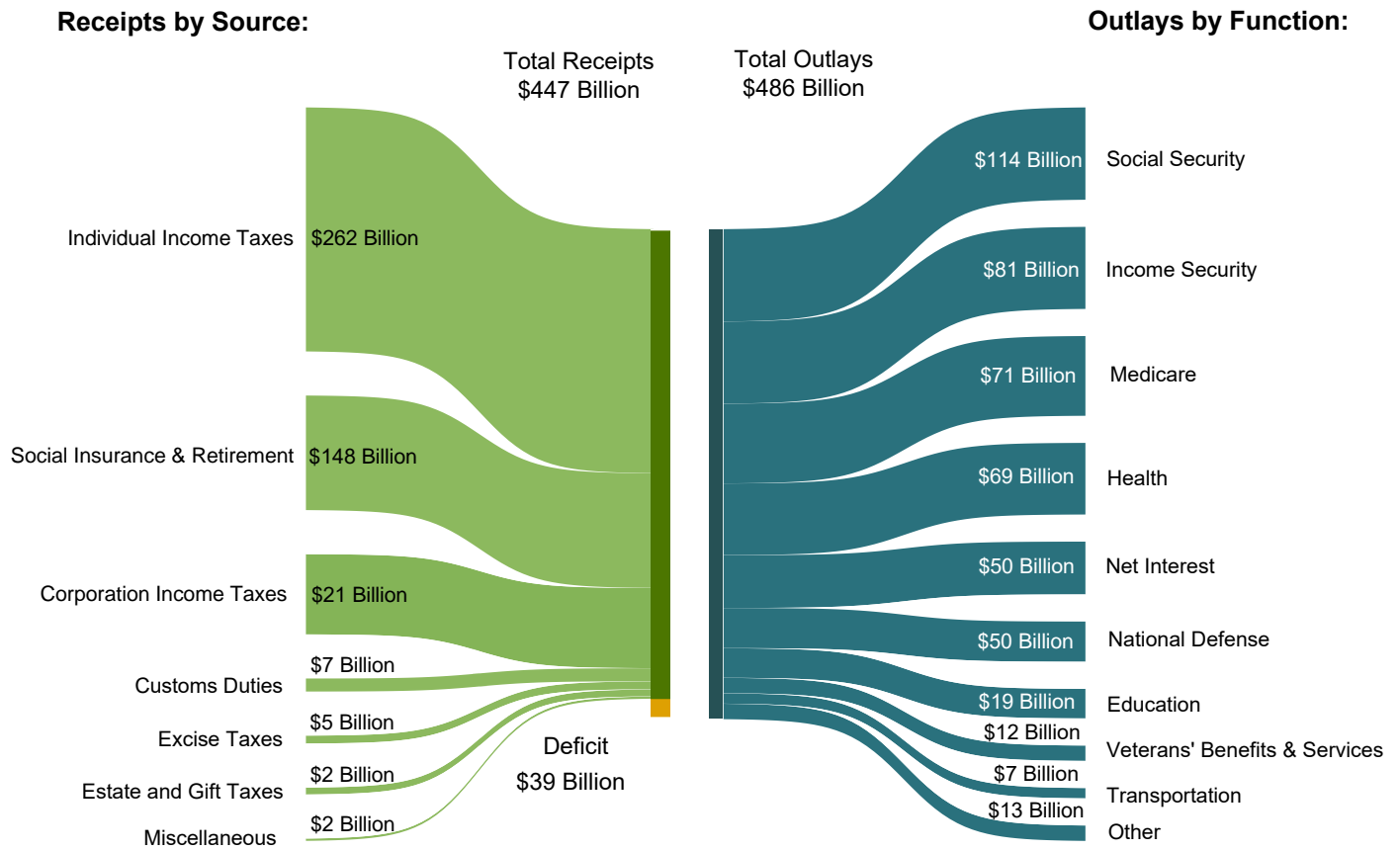
### TRIAD OF PUBLICATIONS

The *MTS* is part of a triad of Treasury financial reports. The *Daily Treasury Statement* is published each working day of the Federal Government. It provides data on the cash and debt operations of the Treasury based upon reporting of the Treasury account balances by Federal Reserve banks. The *MTS* is a report of Government receipts and outlays, based on agency reporting. The *Combined Statement of Receipts, Outlays, and Balances of the United States Government* is the official publication of the detailed receipts and outlays of the Government. It is published annually in accordance with legislative mandates given to the Secretary of the Treasury.

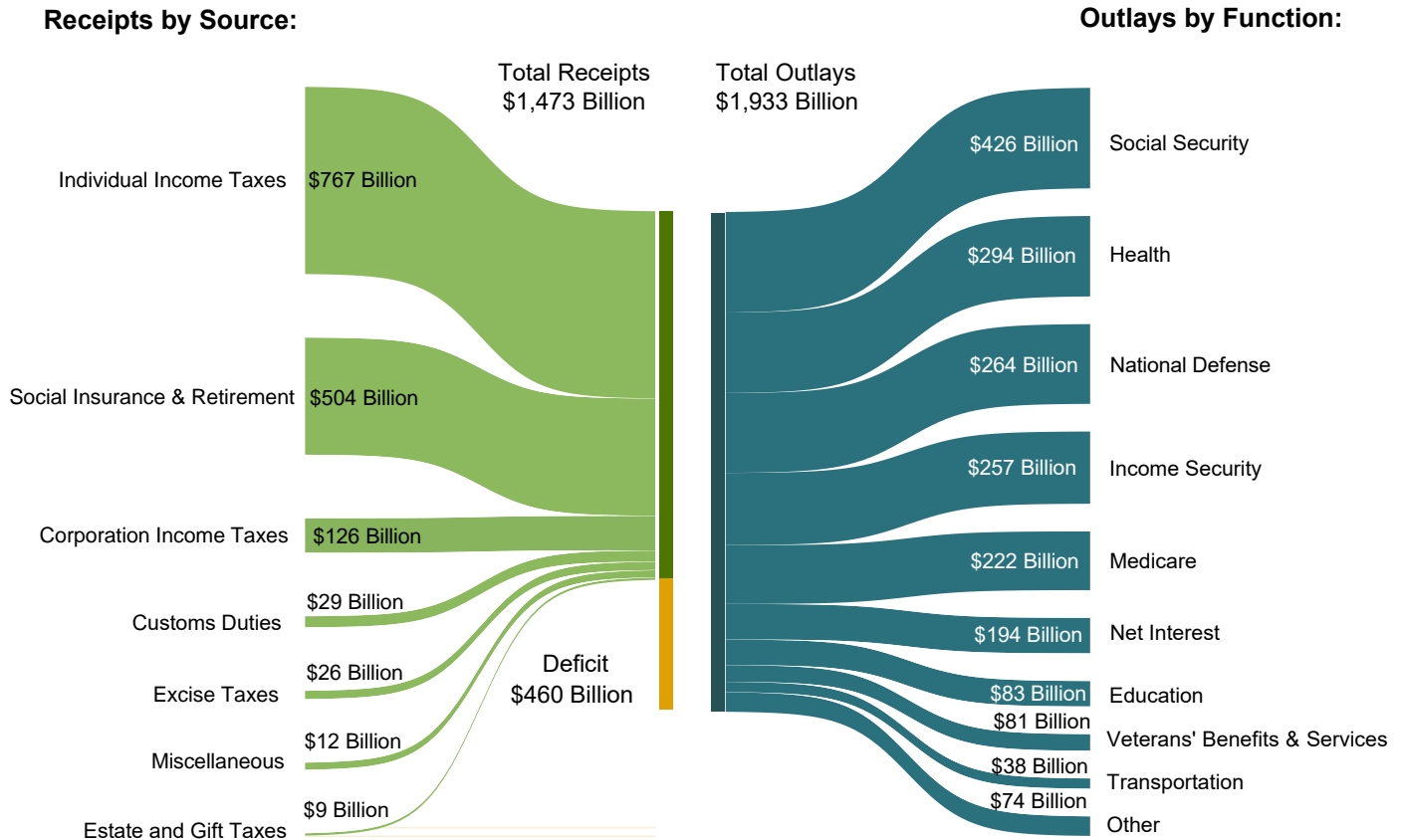
### DATA SOURCES AND INFORMATION

The Explanatory Notes section of this publication provides information concerning the flow of data into the *MTS* and sources of information relevant to the *MTS*.

**Figure 1. Receipts, Outlays, and Surplus/Deficit for January 2023**



**Figure 2. Cumulative Receipts, Outlays, and Surplus/Deficit through Fiscal Year 2023**



**Table 1. Summary of Receipts, Outlays, and the Deficit/Surplus of the U.S. Government, Fiscal Years 2022 and 2023, by Month**

[\$ millions]			
Period	Receipts	Outlays	Deficit/Surplus (-)
<b>FY 2022</b>			
October	283,927	448,983	165,055
November	281,208	472,543	191,335
December	486,723	508,026	21,303
January	465,074	346,375	-118,699
February	289,857	506,447	216,590
March	315,165	507,799	192,634
April	863,644	555,429	-308,215
May	388,988	455,211	66,223
June	460,757	549,598	88,842
July	269,331	480,383	211,052
August	303,722	523,318	219,596
September	487,723	917,494	429,771
<b>Year-to-Date</b>	<b>4,896,119</b>	<b>6,271,605</b>	<b>1,375,486</b>
<b>FY 2023</b>			
October	318,500	406,374	87,874
November	252,111	500,646	248,535
December	454,942	539,943	85,001
January	447,288	486,072	38,784
<b>Year-to-Date</b>	<b>1,472,842</b>	<b>1,933,035</b>	<b>460,194</b>

Note: Details may not add to totals due to rounding.

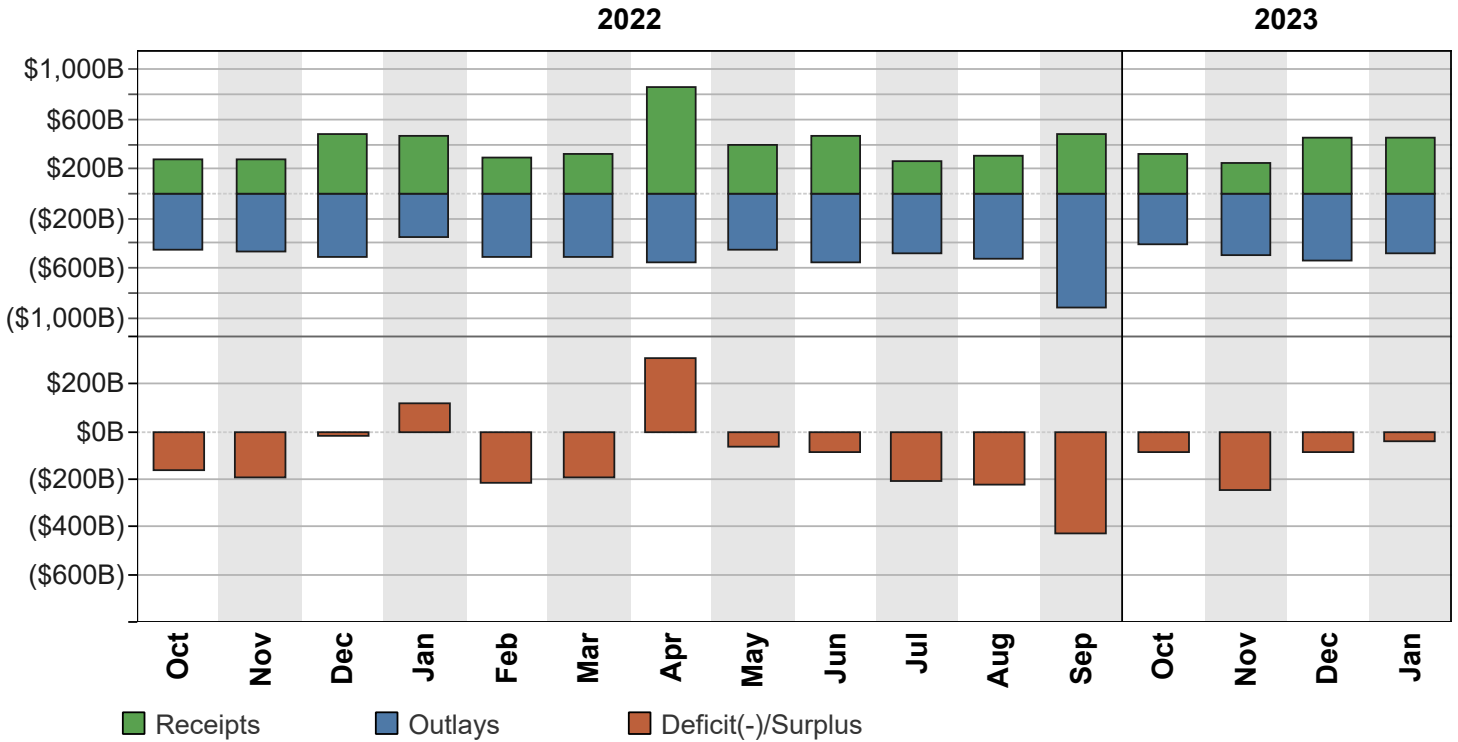
**Table 2. Summary of Budget and Off-Budget Results and Financing of the U.S. Government, January 2023 and Other Periods**

[\$ millions]					
Classification	This Month	Current Fiscal Year to Date	Budget Estimates Full Fiscal Year <sup>1</sup>	Comparable Prior Period Year to Date (2022)	Budget Estimates Next Fiscal Year (2024) <sup>1</sup>
<b>Total On-Budget and Off-Budget Results:</b>					
Total Receipts	447,288	1,472,842	4,732,711	1,516,932	4,991,537
On-Budget Receipts	339,029	1,110,264	3,596,220	1,182,784	3,793,231
Off-Budget Receipts	108,259	362,577	1,136,491	334,148	1,198,306
Total Outlays	486,072	1,933,035	6,032,427	1,775,927	6,303,177
On-Budget Outlays	388,957	1,572,009	4,826,410	1,450,886	4,986,453
Off-Budget Outlays	97,115	361,027	1,206,017	325,041	1,316,724
Total Surplus (+) or Deficit (-)	-38,784	-460,194	-1,299,716	-258,995	-1,311,640
On-Budget Surplus (+) or Deficit (-)	-49,928	-461,744	-1,230,190	-268,102	-1,193,222
Off-Budget Surplus (+) or Deficit (-)	+11,144	+1,551	-69,526	+9,108	-118,418
Total On-Budget and Off-Budget Financing	38,784	460,194	1,299,716	258,995	1,311,640
<b>Means of Financing:</b>					
Borrowing from the Public	67,209	269,264	1,367,375	1,203,436	1,361,936
Reduction of Operating Cash, Increase (-)	-121,223	68,085	.....	-527,683	.....
By Other Means	92,798	122,844	-67,659	-416,758	-50,296

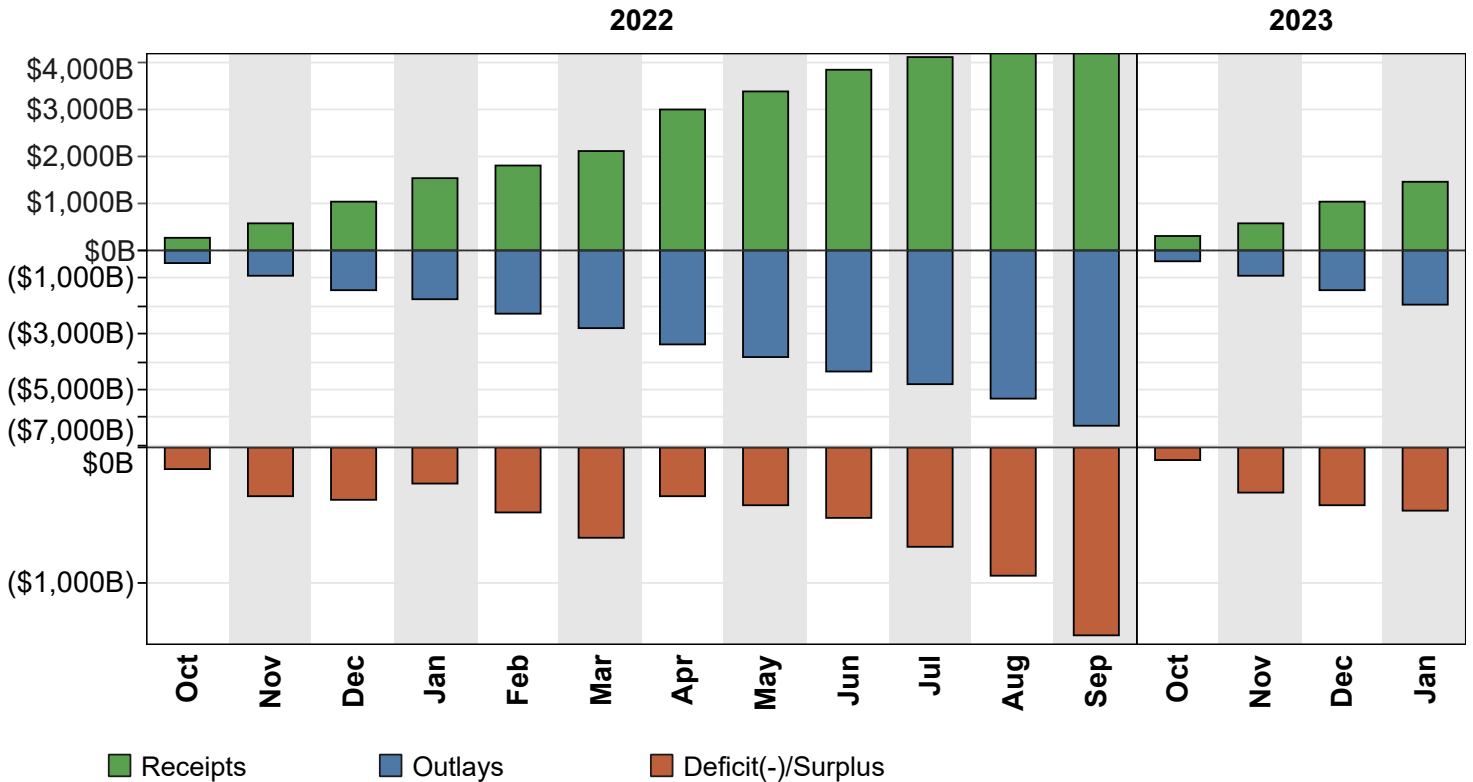
<sup>1</sup> These estimates are based on the FY 2023 Mid-Session Review, released by the Office of Management and Budget on August 23, 2022.

Note: Details may not add to totals due to rounding.  
... No Transactions

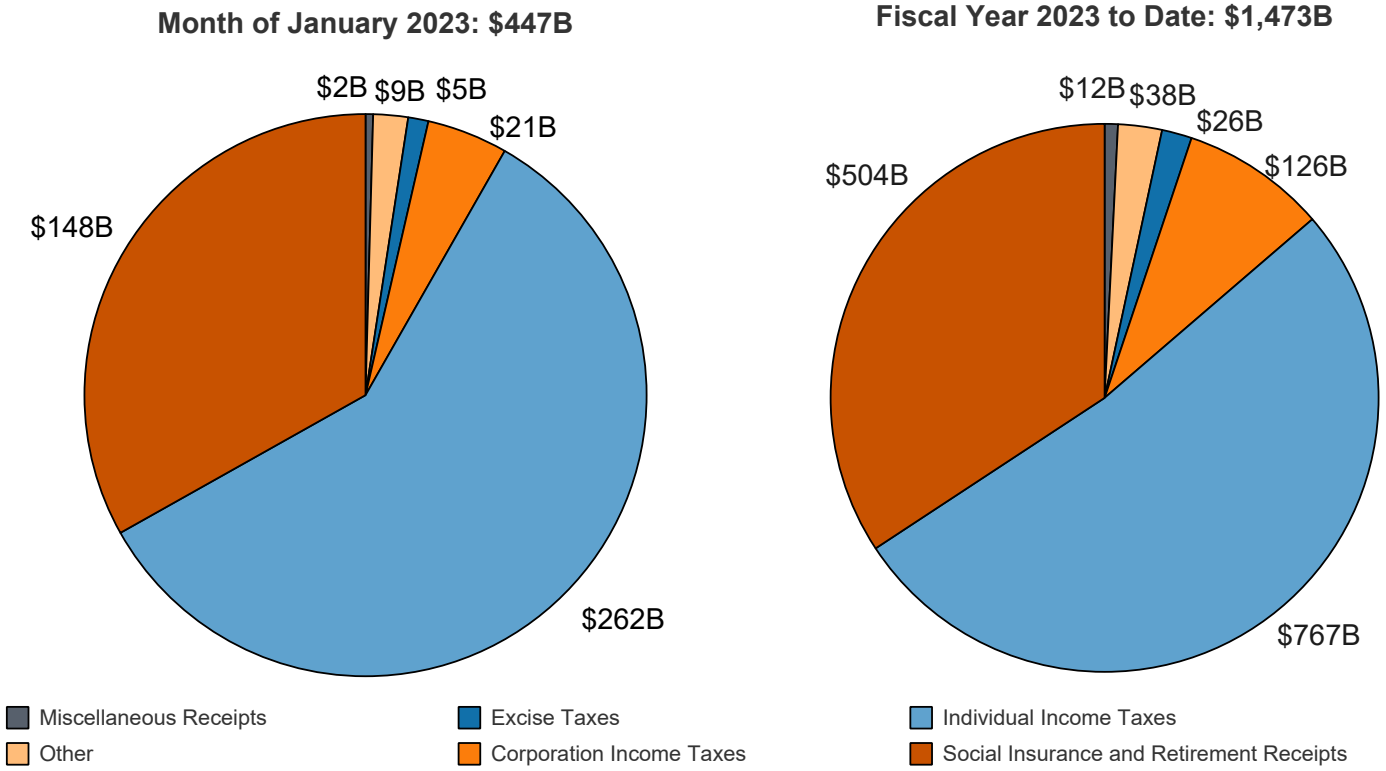
**Figure 3. Monthly Receipts, Outlays, and Budget Deficit/Surplus of the U.S. Government, Fiscal Years 2022 and 2023**



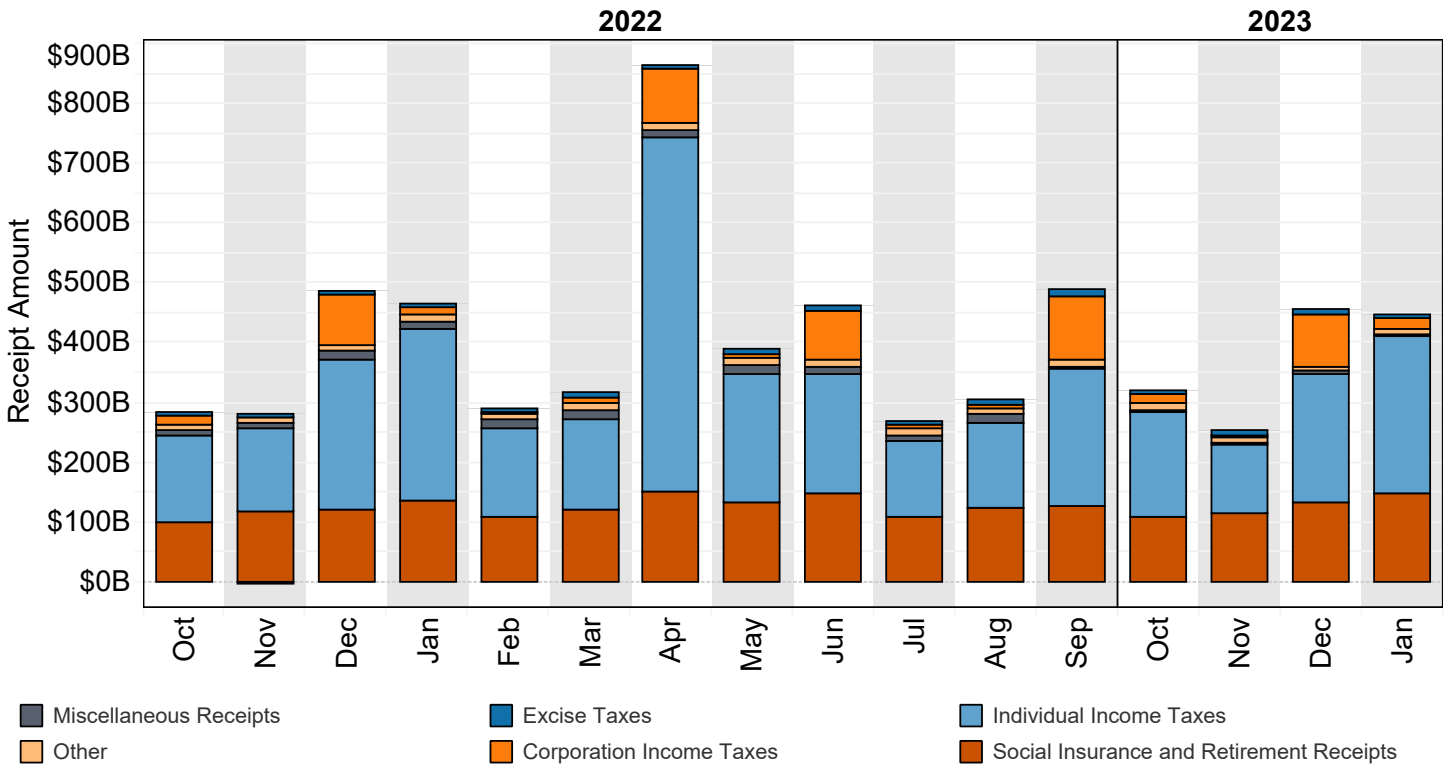
**Figure 4. Monthly Receipts, Outlays, and Budget Deficit/Surplus of the U.S. Government, Cumulative, Fiscal Years 2022 and 2023**



**Figure 5. Receipts of the U.S. Government, by Source, Fiscal Year 2023**

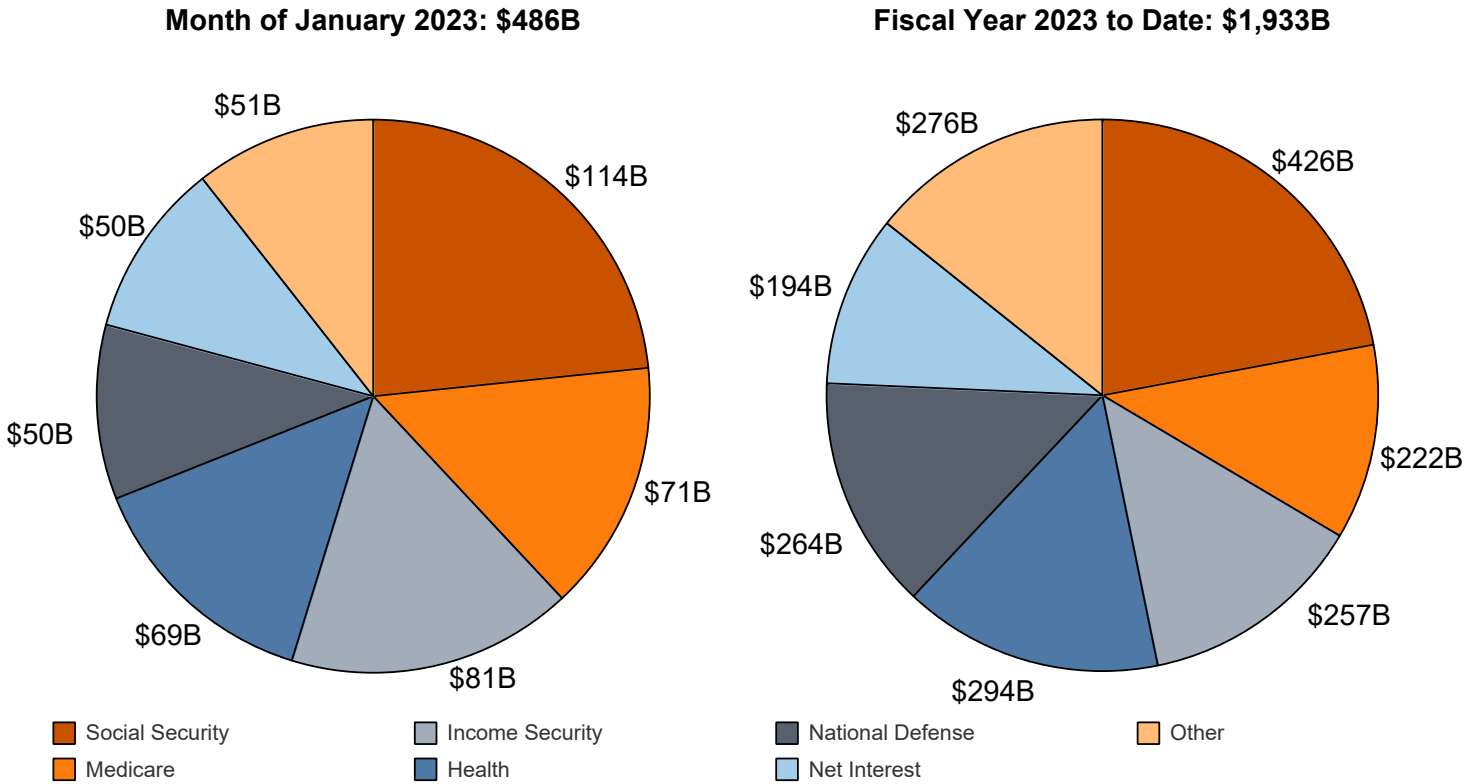


**Figure 6. Monthly Receipts of the U.S. Government, by Source, Fiscal Years 2022 and 2023**



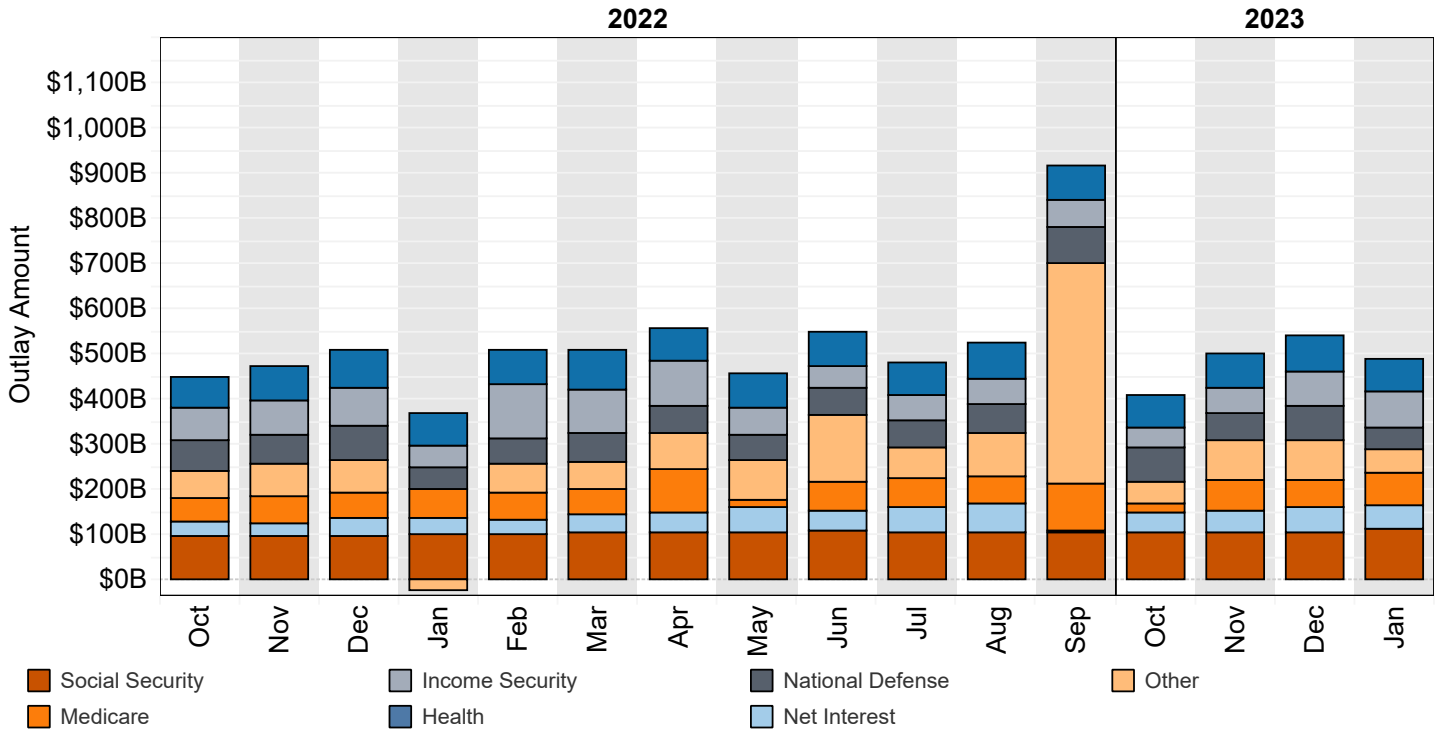
"Other" Includes: Customs Duties and Estate and Gift Taxes  
 \*Disclaimer: Other category is subject to change due to negative balances held.  
 Note: Details may not add to totals due to rounding

**Figure 7. Outlays of the U.S. Government, by Source, Fiscal Year 2023**



\*Disclaimer: Other category is subject to change due to negative balances held.

**Figure 8. Monthly Outlays of the U.S. Government, by Source, Fiscal Years 2022 and 2023**



"Other" Includes: Administration of Justice, Agriculture, Community and Regional Development, Education, Training, Employment, and Social Services, Energy, General Government, General Science, Space, and Technology, International Affairs, Natural Resources and Environment, Transportation, Undistributed Offsetting Receipts, Veterans' Benefits and Services.

Note: Details may not add to totals due to rounding



**Table 3. Summary of Receipts and Outlays of the U.S. Government, January 2023 and Other Periods**

[\$ millions]				
Classification	This Month	Current Fiscal Year to Date	Comparable Prior Period Year to Date	Budget Estimates Full Fiscal Year <sup>1</sup>
<b>Budget Receipts</b>				
Individual Income Taxes	262,290	766,878	824,571	2,444,000
Corporation Income Taxes	20,828	126,219	112,248	509,274
Social Insurance and Retirement Receipts:				
Employment and General Retirement (Off-Budget)	108,259	362,577	334,148	1,136,491
Employment and General Retirement (On-Budget)	33,425	126,322	113,568	364,488
Unemployment Insurance	5,968	13,245	19,667	53,969
Other Retirement	516	2,122	2,085	6,903
Excise Taxes	5,154	26,115	25,800	86,484
Estate and Gift Taxes	2,099	9,133	8,951	23,718
Customs Duties	6,838	28,725	32,359	65,203
Miscellaneous Receipts	1,913	11,505	43,534	42,181
<b>Total Receipts</b>	<b>447,288</b>	<b>1,472,842</b>	<b>1,516,932</b>	<b>4,732,711</b>
<b>(On-Budget)</b>	<b>339,029</b>	<b>1,110,264</b>	<b>1,182,784</b>	<b>3,596,220</b>
<b>(Off-Budget)</b>	<b>108,259</b>	<b>362,577</b>	<b>334,148</b>	<b>1,136,491</b>
<b>Budget Outlays</b>				
Legislative Branch	826	2,436	1,951	6,686
Judicial Branch	724	2,815	2,892	9,726
Department of Agriculture	22,604	95,738	94,944	227,087
Department of Commerce	870	3,877	4,578	14,780
Department of Defense--Military Programs	46,255	250,594	241,443	781,096
Department of Education	16,161	71,410	53,534	186,517
Department of Energy	2,314	7,949	10,836	46,584
Department of Health and Human Services	138,102	505,831	526,973	1,659,150
Department of Homeland Security	6,955	30,273	27,852	84,666
Department of Housing and Urban Development	3,919	18,836	17,239	72,004
Department of the Interior	1,179	4,840	4,857	22,751
Department of Justice	3,290	13,739	12,379	45,227
Department of Labor	41,723	50,129	18,451	66,808
Department of State	1,904	10,834	10,718	35,907
Department of Transportation	6,399	33,360	35,319	127,591
Department of the Treasury:				
Interest on Treasury Debt Securities (Gross)	51,078	261,084	196,139	767,248
Other	9,074	67,345	107,558	144,215
Department of Veterans Affairs	11,873	80,713	82,967	295,186
Corps of Engineers	275	2,961	3,032	8,649
Other Defense Civil Programs	1,520	18,286	21,138	70,582
Environmental Protection Agency	691	3,016	3,195	15,513
Executive Office of the President	39	159	148	592
General Services Administration	-399	-490	-388	-435
International Assistance Programs	-263	9,318	7,363	35,330
National Aeronautics and Space Administration	1,642	8,474	7,735	25,232
National Science Foundation	595	2,564	2,420	9,309
Office of Personnel Management	10,876	40,625	37,775	120,143
Small Business Administration	208	762	13,903	1,769
Social Security Administration	113,810	441,599	408,659	1,407,722
Independent Agencies	2,881	13,326	10,830	27,930
Undistributed Offsetting Receipts:				
Interest	-1,970	-63,499	-55,737	-154,215
Other	-9,085	-55,869	-134,776	-128,923
<b>Total Outlays</b>	<b>486,072</b>	<b>1,933,035</b>	<b>1,775,927</b>	<b>6,032,427</b>
<b>(On-Budget)</b>	<b>388,957</b>	<b>1,572,009</b>	<b>1,450,886</b>	<b>4,826,410</b>
<b>(Off-Budget)</b>	<b>97,115</b>	<b>361,027</b>	<b>325,041</b>	<b>1,206,017</b>
<b>Surplus (+) or Deficit (-)</b>	<b>-38,784</b>	<b>-460,194</b>	<b>-258,995</b>	<b>-1,299,716</b>
<b>(On-Budget)</b>	<b>-49,928</b>	<b>-461,744</b>	<b>-268,102</b>	<b>-1,230,190</b>
<b>(Off-Budget)</b>	<b>+11,144</b>	<b>+1,551</b>	<b>+9,108</b>	<b>-69,526</b>

1 These estimates are based on the FY 2023 Mid-Session Review, released by the Office of Management and Budget on August 23, 2022.

Note: Details may not add to totals due to rounding.

**Table 4. Receipts of the U.S. Government, January 2023 and Other Periods**

Classification	This Month			Current Fiscal Year to Date			Prior Fiscal Year to Date		
	Gross Receipts	Refunds (Deduct)	Receipts	Gross Receipts	Refunds (Deduct)	Receipts	Gross Receipts	Refunds (Deduct)	Receipts
<b>Individual Income Taxes</b>									
Withheld	151,856			615,995			644,061		
Presidential Election Campaign Fund	(**)			3			2		
Other	127,542			218,509			210,554		
<b>Total -- Individual Income Taxes</b>	<b>279,398</b>	<b>17,108</b>	<b>262,290</b>	<b>834,507</b>	<b>67,629</b>	<b>766,878</b>	<b>854,617</b>	<b>30,046</b>	<b>824,571</b>
<b>Corporation Income Taxes</b>									
	<b>20,694</b>	<b>-134</b>	<b>20,828</b>	<b>137,535</b>	<b>11,316</b>	<b>126,219</b>	<b>128,355</b>	<b>16,107</b>	<b>112,248</b>
<b>Social Insurance and Retirement Receipts:</b>									
Employment and General Retirement:									
Federal Old-Age and Survivors Insurance Trust Fund:									
Federal Insurance Contributions Act Taxes	84,345	.....	84,345	292,416	.....	292,416	273,755	.....	273,755
Self-Employment Contributions Act Taxes	8,199	.....	8,199	9,275	.....	9,275	8,828	.....	8,828
Adjustments Attributable to Prior Years-FICA	.....	.....	.....	10,188	.....	10,188	2,550	.....	2,550
Adjustments Attributable to Prior Years-SECA	.....	.....	.....	-1,948	.....	-1,948	492	.....	492
<b>Total -- Federal Old-Age and Survivors Insurance Trust Fund</b>	<b>92,544</b>	<b>.....</b>	<b>92,544</b>	<b>309,931</b>	<b>.....</b>	<b>309,931</b>	<b>285,625</b>	<b>.....</b>	<b>285,625</b>
Federal Disability Insurance Trust Fund:									
Federal Insurance Contributions Act Taxes	14,323	.....	14,323	49,656	.....	49,656	46,487	.....	46,487
Self-Employment Contributions Act Taxes	1,392	.....	1,392	1,575	.....	1,575	1,500	.....	1,500
Adjustments Attributable to Prior Years-FICA	.....	.....	.....	1,727	.....	1,727	426	.....	426
Adjustments Attributable to Prior Years-SECA	.....	.....	.....	-312	.....	-312	110	.....	110
<b>Total -- Federal Disability Insurance Trust Fund</b>	<b>15,715</b>	<b>.....</b>	<b>15,715</b>	<b>52,646</b>	<b>.....</b>	<b>52,646</b>	<b>48,523</b>	<b>.....</b>	<b>48,523</b>
Federal Hospital Insurance Trust Fund:									
Federal Insurance Contributions Act Taxes	28,898	.....	28,898	117,369	.....	117,369	106,614	.....	106,614
Self-Employment Contributions Act Taxes	3,667	.....	3,667	4,184	.....	4,184	3,986	.....	3,986
Adjustments Attributable to Prior Years-FICA	.....	.....	.....	2,510	.....	2,510	861	.....	861
Adjustments Attributable to Prior Years-SECA	.....	.....	.....	-374	.....	-374	60	.....	60
<b>Total -- Federal Hospital Insurance Trust Fund</b>	<b>32,565</b>	<b>.....</b>	<b>32,565</b>	<b>123,690</b>	<b>.....</b>	<b>123,690</b>	<b>111,522</b>	<b>.....</b>	<b>111,522</b>
Railroad Retirement:									
Rail Pension and Supplemental Annuity	490	(**)	490	1,172	-6	1,178	1,009	(**)	1,009
Social Security Equivalent Account	370	(**)	370	1,445	-9	1,454	1,038	(**)	1,038
<b>Total -- Employment and General Retirement</b>	<b>141,683</b>	<b>(**)</b>	<b>141,684</b>	<b>488,884</b>	<b>-15</b>	<b>488,899</b>	<b>447,716</b>	<b>(**)</b>	<b>447,716</b>
Unemployment Insurance:									
Deposits by States	3,997	.....	3,997	10,339	.....	10,339	17,489	.....	17,489
Federal Unemployment Taxes	1,893	7	1,886	2,754	26	2,728	2,102	16	2,086
Railroad Unemployment Taxes	84	.....	84	178	.....	178	91	.....	91
<b>Total -- Unemployment Insurance</b>	<b>5,975</b>	<b>7</b>	<b>5,968</b>	<b>13,271</b>	<b>26</b>	<b>13,245</b>	<b>19,682</b>	<b>16</b>	<b>19,667</b>
Other Retirement:									
Federal Employees' Retirement--Employee Share	514	.....	514	2,115	.....	2,115	2,077	.....	2,077
Non-Federal Employees Retirement	2	.....	2	7	.....	7	8	.....	8
<b>Total -- Other Retirement</b>	<b>516</b>	<b>.....</b>	<b>516</b>	<b>2,122</b>	<b>.....</b>	<b>2,122</b>	<b>2,085</b>	<b>.....</b>	<b>2,085</b>
<b>Total -- Social Insurance and Retirement Receipts</b>	<b>148,174</b>	<b>7</b>	<b>148,167</b>	<b>504,276</b>	<b>11</b>	<b>504,266</b>	<b>469,483</b>	<b>16</b>	<b>469,468</b>
<b>Excise Taxes:</b>									
Miscellaneous Excise Taxes	2,636	2,112	524	11,938	2,907	9,031	10,355	1,999	8,355
Airport and Airway Trust Fund	1,060	.....	1,060	6,996	.....	6,996	4,753	.....	4,753
Highway Trust Fund	3,578	30	3,547	10,127	105	10,023	12,695	104	12,591
Black Lung Disability Trust Fund	23	.....	23	65	.....	65	101	.....	101
<b>Total -- Excise Taxes</b>	<b>7,297</b>	<b>2,143</b>	<b>5,154</b>	<b>29,127</b>	<b>3,012</b>	<b>26,115</b>	<b>27,904</b>	<b>2,103</b>	<b>25,800</b>
<b>Estate and Gift Taxes</b>	<b>2,255</b>	<b>157</b>	<b>2,099</b>	<b>9,744</b>	<b>611</b>	<b>9,133</b>	<b>9,105</b>	<b>154</b>	<b>8,951</b>
<b>Customs Duties</b>	<b>7,599</b>	<b>761</b>	<b>6,838</b>	<b>31,358</b>	<b>2,634</b>	<b>28,725</b>	<b>34,324</b>	<b>1,964</b>	<b>32,359</b>
<b>Miscellaneous Receipts:</b>									
Deposit of Earnings, Federal Reserve System	15	.....	15	468	.....	468	36,866	.....	36,866
Universal Service Fund	816	.....	816	2,707	.....	2,707	2,931	.....	2,931
All Other	1,083	1	1,082	8,334	3	8,331	3,742	5	3,738
<b>Total -- Miscellaneous Receipts</b>	<b>1,914</b>	<b>1</b>	<b>1,913</b>	<b>11,508</b>	<b>3</b>	<b>11,505</b>	<b>43,539</b>	<b>5</b>	<b>43,534</b>
<b>Total -- Receipts</b>	<b>467,330</b>	<b>20,042</b>	<b>447,288</b>	<b>1,558,056</b>	<b>85,214</b>	<b>1,472,842</b>	<b>1,567,327</b>	<b>50,395</b>	<b>1,516,932</b>
<b>Total -- On-Budget</b>	<b>359,071</b>	<b>20,042</b>	<b>339,029</b>	<b>1,195,479</b>	<b>85,214</b>	<b>1,110,264</b>	<b>1,233,179</b>	<b>50,395</b>	<b>1,182,784</b>
<b>Total -- Off-Budget</b>	<b>108,259</b>	<b>.....</b>	<b>108,259</b>	<b>362,577</b>	<b>.....</b>	<b>362,577</b>	<b>334,148</b>	<b>.....</b>	<b>334,148</b>

Note: Details may not add to totals due to rounding.

(\*\*) Less than absolute value of \$500,000

... No Transactions

**Table 5. Outlays of the U.S. Government, January 2023 and Other Periods**

[\$ millions]

Classification	This Month			Current Fiscal Year to Date			Prior Fiscal Year to Date		
	Gross Outlays	Applicable Receipts	Outlays	Gross Outlays	Applicable Receipts	Outlays	Gross Outlays	Applicable Receipts	Outlays
<b>Legislative Branch:</b>									
Senate	91	(**)	91	383	1	382	352	1	351
House of Representatives	163	(**)	162	658	1	657	565	1	564
Joint Items	2	.....	2	7	.....	7	9	.....	9
Capitol Police	46	.....	46	214	.....	214	179	.....	179
Congressional Budget Office	5	.....	5	22	.....	22	20	.....	20
Architect of the Capitol	335	(**)	335	518	1	517	248	(**)	248
Library of Congress	63	1	62	251	3	248	247	2	245
Government Publishing Office	51	.....	51	98	.....	98	71	.....	71
Government Accountability Office	64	.....	64	260	.....	260	240	.....	240
United States Tax Court	5	.....	5	18	.....	18	18	.....	18
Other Legislative Branch Agencies	12	.....	12	33	.....	33	25	.....	25
Proprietary Receipts from the Public	.....	4	-4	.....	13	-13	.....	17	-17
Intrabudgetary Transactions	-5	.....	-5	-6	.....	-6	-2	.....	-2
<b>Total--Legislative Branch</b>	<b>831</b>	<b>5</b>	<b>826</b>	<b>2,456</b>	<b>19</b>	<b>2,436</b>	<b>1,972</b>	<b>21</b>	<b>1,951</b>
<b>Judicial Branch:</b>									
Supreme Court of the United States	11	.....	11	39	.....	39	39	.....	39
Courts of Appeals, District Courts, and Other Judicial Services	1,348	.....	1,348	3,278	.....	3,278	2,760	.....	2,760
Other	212	.....	212	368	.....	368	235	.....	235
Proprietary Receipts from the Public	.....	13	-13	.....	51	-51	.....	42	-42
Intrabudgetary Transactions	-834	.....	-834	-818	.....	-818	-100	.....	-100
<b>Total--Judicial Branch</b>	<b>737</b>	<b>13</b>	<b>724</b>	<b>2,867</b>	<b>51</b>	<b>2,815</b>	<b>2,934</b>	<b>42</b>	<b>2,892</b>
<b>Department of Agriculture:</b>									
Agricultural Research Service	134	.....	134	566	.....	566	541	.....	541
National Institute of Food and Agriculture:									
Research and Education Activities	68	.....	68	275	.....	275	252	.....	252
Extension Activities	48	.....	48	184	.....	184	158	.....	158
Other	14	.....	14	47	.....	47	42	.....	42
Animal and Plant Health Inspection Service	164	.....	164	652	.....	652	455	.....	455
Food Safety and Inspection Service	89	.....	89	376	.....	376	356	.....	356
Agricultural Marketing Service	165	.....	165	732	.....	732	639	.....	639
Risk Management Agency:									
Administrative and Operating Expenses	6	.....	6	24	.....	24	24	.....	24
Federal Crop Insurance Corporation Fund	2,405	84	2,321	14,072	5,013	9,059	8,453	4,001	4,453
Farm Service Agency:									
Salaries and Expenses	-149	.....	-149	140	.....	140	335	.....	335
USDA Supplemental Assistance	.....	.....	.....	.....	.....	.....	(**)	.....	(**)
Agricultural Disaster Relief Fund	(**)	.....	(**)	(**)	.....	(**)	(**)	.....	(**)
Commodity Credit Corporation	1,120	571	549	8,540	1,166	7,374	10,062	1,445	8,617
Tobacco Trust Fund	(**)	.....	(**)	(**)	.....	(**)	(**)	.....	(**)
Agricultural Credit Insurance Fund	295	-6	301	1,158	81	1,077	123	14	110
Other	10	.....	10	46	.....	46	27	.....	27
<b>Total--Farm Service Agency</b>	<b>1,277</b>	<b>565</b>	<b>712</b>	<b>9,884</b>	<b>1,247</b>	<b>8,636</b>	<b>10,547</b>	<b>1,458</b>	<b>9,089</b>
Natural Resources Conservation Service:									
Conservation Operations	52	.....	52	277	.....	277	279	.....	279
Farm Security and Rural Investment Programs	342	.....	342	1,422	.....	1,422	1,479	.....	1,479
Other	33	.....	33	114	.....	114	84	.....	84
Rural Development	22	.....	22	66	.....	66	73	.....	73
Rural Housing Service:									
Rural Housing Insurance Fund	38	29	9	159	131	28	184	127	57
Rental Assistance Program	116	.....	116	445	.....	445	439	.....	439
Other	28	.....	28	96	.....	96	67	.....	67
Rural Utilities Service:									
Rural Electrification and Telecommunications Fund	101	10	92	218	20	198	231	24	207
Other	75	3	72	303	9	294	259	20	239
Foreign Agricultural Service	247	.....	247	800	.....	800	722	.....	722
Food and Nutrition Service:									
Supplemental Nutrition Assistance Program	13,968	.....	13,968	54,441	.....	54,441	55,755	.....	55,755
Child Nutrition Programs	2,584	.....	2,584	10,918	.....	10,918	13,748	.....	13,748
Special Supplemental Nutrition Program for Women, Infants, and Children (WIC)	547	.....	547	2,170	.....	2,170	1,782	.....	1,782
Other	63	.....	63	237	.....	237	465	.....	465
<b>Total--Food and Nutrition Service</b>	<b>17,162</b>	<b>.....</b>	<b>17,162</b>	<b>67,765</b>	<b>.....</b>	<b>67,765</b>	<b>71,751</b>	<b>.....</b>	<b>71,751</b>

**Table 5. Outlays of the U.S. Government, January 2023 and Other Periods - Continued**

[\$ millions]

Classification	This Month			Current Fiscal Year to Date			Prior Fiscal Year to Date		
	Gross Outlays	Applicable Receipts	Outlays	Gross Outlays	Applicable Receipts	Outlays	Gross Outlays	Applicable Receipts	Outlays
<b>Department of Agriculture: - Continued</b>									
Forest Service:									
National Forest System	161	.....	161	743	.....	743	617	.....	617
Capital Improvement and Maintenance	11	.....	11	68	.....	68	62	.....	62
Wildland Fire Management	144	.....	144	1,314	.....	1,314	1,417	.....	1,417
Forest Service Permanent Appropriations	17	.....	17	56	.....	56	51	.....	51
Other	136	.....	136	655	.....	655	534	.....	534
<b>Total--Forest Service</b>	<b>470</b>	<b>.....</b>	<b>470</b>	<b>2,836</b>	<b>.....</b>	<b>2,836</b>	<b>2,681</b>	<b>.....</b>	<b>2,681</b>
Other	445	3	442	1,514	38	1,476	1,519	39	1,480
Proprietary Receipts from the Public	(**)	198	-198	(**)	657	-657	(**)	658	-658
Intrabudgetary Transactions	-5	.....	-5	26	.....	26	34	.....	34
<b>Total--Department of Agriculture</b>	<b>23,496</b>	<b>892</b>	<b>22,604</b>	<b>102,852</b>	<b>7,114</b>	<b>95,738</b>	<b>101,270</b>	<b>6,327</b>	<b>94,944</b>
<b>Department of Commerce:</b>									
Economic Development Administration	56	.....	56	255	.....	255	288	.....	288
Bureau of the Census	96	.....	96	545	.....	545	644	.....	644
International Trade Administration	31	.....	31	144	.....	144	152	.....	152
National Oceanic and Atmospheric Administration	501	2	498	2,105	3	2,102	1,946	3	1,943
National Institute of Standards and Technology	109	.....	109	463	.....	463	418	.....	418
National Telecommunications and Information Administration	32	(**)	32	128	(**)	128	1,014	(**)	1,014
Other	56	5	51	261	19	241	121	18	103
Proprietary Receipts from the Public	.....	3	-3	.....	4	-4	.....	-16	16
Intrabudgetary Transactions	(**)	.....	(**)	5	.....	5	1	.....	1
Offsetting Governmental Receipts	.....	(**)	(**)	.....	1	-1	.....	1	-1
<b>Total--Department of Commerce</b>	<b>880</b>	<b>10</b>	<b>870</b>	<b>3,905</b>	<b>28</b>	<b>3,877</b>	<b>4,584</b>	<b>6</b>	<b>4,578</b>
<b>Department of Defense--Military Programs:</b>									
Military Personnel:									
Department of the Army	3,603	.....	3,603	22,258	.....	22,258	22,671	.....	22,671
Department of the Navy	2,874	.....	2,874	19,363	.....	19,363	20,115	.....	20,115
Department of the Air Force	1,680	.....	1,680	14,454	.....	14,454	14,904	.....	14,904
Defense Agencies	.....	.....	.....	10,612	.....	10,612	10,569	.....	10,569
<b>Total--Military Personnel</b>	<b>8,158</b>	<b>.....</b>	<b>8,158</b>	<b>66,688</b>	<b>.....</b>	<b>66,688</b>	<b>68,260</b>	<b>.....</b>	<b>68,260</b>
Operation and Maintenance:									
Department of the Army	5,358	.....	5,358	22,130	.....	22,130	20,926	.....	20,926
Department of the Navy	5,645	.....	5,645	22,645	.....	22,645	21,110	.....	21,110
Department of the Air Force	6,015	.....	6,015	22,245	.....	22,245	20,645	.....	20,645
Defense Agencies	6,313	4	6,309	28,300	4	28,296	26,899	.....	26,899
<b>Total--Operation and Maintenance</b>	<b>23,331</b>	<b>4</b>	<b>23,327</b>	<b>95,320</b>	<b>4</b>	<b>95,316</b>	<b>89,580</b>	<b>.....</b>	<b>89,580</b>
Procurement:									
Department of the Army	1,477	.....	1,477	8,156	.....	8,156	8,115	.....	8,115
Department of the Navy	3,499	.....	3,499	19,736	.....	19,736	19,325	.....	19,325
Department of the Air Force	1,643	.....	1,643	15,532	.....	15,532	15,834	.....	15,834
Defense Agencies	513	.....	513	2,641	.....	2,641	2,457	.....	2,457
<b>Total--Procurement</b>	<b>7,133</b>	<b>.....</b>	<b>7,133</b>	<b>46,064</b>	<b>.....</b>	<b>46,064</b>	<b>45,731</b>	<b>.....</b>	<b>45,731</b>
Research, Development, Test, and Evaluation:									
Department of the Army	-243	.....	-243	4,051	.....	4,051	5,675	.....	5,675
Department of the Navy	1,550	.....	1,550	6,560	.....	6,560	6,165	.....	6,165
Department of the Air Force	2,812	.....	2,812	16,470	.....	16,470	14,843	.....	14,843
Defense Agencies	2,205	.....	2,205	9,450	.....	9,450	7,741	.....	7,741
<b>Total--Research, Development, Test, and Evaluation</b>	<b>6,324</b>	<b>.....</b>	<b>6,324</b>	<b>36,531</b>	<b>.....</b>	<b>36,531</b>	<b>34,425</b>	<b>.....</b>	<b>34,425</b>
Military Construction:									
Department of the Army	24	.....	24	670	.....	670	663	.....	663
Department of the Navy	318	.....	318	1,219	.....	1,219	1,086	.....	1,086
Department of the Air Force	186	.....	186	717	.....	717	571	.....	571
Defense Agencies	232	.....	232	881	.....	881	848	.....	848
<b>Total--Military Construction</b>	<b>760</b>	<b>.....</b>	<b>760</b>	<b>3,487</b>	<b>.....</b>	<b>3,487</b>	<b>3,168</b>	<b>.....</b>	<b>3,168</b>
Family Housing:									
Department of the Army	26	.....	26	135	.....	135	162	.....	162
Department of the Navy	34	.....	34	130	.....	130	135	.....	135
Department of the Air Force	27	.....	27	150	.....	150	97	.....	97
Defense Agencies	4	.....	4	13	.....	13	23	.....	23
Revolving and Management Funds:									
Department of the Navy	1	.....	1	12	.....	12	39	.....	39
Defense Agencies:									

**Table 5. Outlays of the U.S. Government, January 2023 and Other Periods - Continued**

[\$ millions]

Classification	This Month			Current Fiscal Year to Date			Prior Fiscal Year to Date		
	Gross Outlays	Applicable Receipts	Outlays	Gross Outlays	Applicable Receipts	Outlays	Gross Outlays	Applicable Receipts	Outlays
<b>Department of Defense--Military Programs: - Continued</b>									
Working Capital Fund	701	.....	701	1,977	.....	1,977	-6	.....	-6
Other	-83	.....	-83	25	.....	25	-52	.....	-52
Trust Funds:									
Department of the Army	2	.....	2	5	.....	5	-4	.....	-4
Department of the Navy	2	.....	2	8	.....	8	9	.....	9
Department of the Air Force	(**)	.....	(**)	3	.....	3	(**)	.....	(**)
Defense Agencies	41	.....	41	129	.....	129	143	.....	143
Proprietary Receipts from the Public:									
Department of the Army	.....	157	-157	.....	124	-124	.....	-107	107
Department of the Navy	.....	9	-9	.....	34	-34	.....	40	-40
Department of the Air Force	.....	5	-5	.....	37	-37	.....	29	-29
Defense Agencies	.....	44	-44	.....	147	-147	.....	283	-283
Intrabudgetary Transactions:									
Department of the Army	36	.....	36	21	.....	21	(**)	.....	(**)
Department of the Navy	-2	.....	-2	-35	.....	-35	-32	.....	-32
Department of the Air Force	40	.....	40	326	.....	326	-7	.....	-7
Defense Agencies	-63	.....	-63	-53	.....	-53	18	.....	18
Offsetting Governmental Receipts:									
Department of the Army	.....	.....	.....	.....	1	-1	.....	.....	.....
Defense Agencies	.....	-4	4	.....	-3	3	.....	.....	.....
<b>Total--Department of Defense--Military Programs</b>	<b>46,470</b>	<b>215</b>	<b>46,255</b>	<b>250,936</b>	<b>342</b>	<b>250,594</b>	<b>241,688</b>	<b>245</b>	<b>241,443</b>
<b>Department of Education:</b>									
Office of Elementary and Secondary Education:									
Accelerating Achievement and Ensuring Equity	2,004	.....	2,004	5,880	.....	5,880	5,258	.....	5,258
Impact Aid	21	.....	21	180	.....	180	397	.....	397
Education Improvement Programs	590	.....	590	1,924	.....	1,924	1,734	.....	1,734
Other	6,375	.....	6,375	22,616	.....	22,616	27,463	.....	27,463
<b>Total--Office of Elementary and Secondary Education</b>	<b>8,990</b>	<b>.....</b>	<b>8,990</b>	<b>30,600</b>	<b>.....</b>	<b>30,600</b>	<b>34,852</b>	<b>.....</b>	<b>34,852</b>
Office of Innovation and Improvement	73	.....	73	313	.....	313	280	.....	280
Office of English Language Acquisition	60	.....	60	258	.....	258	298	.....	298
Office of Special Education and Rehabilitative Services:									
Special Education	1,355	.....	1,355	4,873	.....	4,873	4,099	.....	4,099
Rehabilitation Services and Disability Research	313	.....	313	1,147	.....	1,147	1,084	.....	1,084
Special Institutions for Persons with Disabilities	13	.....	13	75	.....	75	105	.....	105
Office of Vocational and Adult Education	196	.....	196	679	.....	679	620	.....	620
Office of Postsecondary Education:									
Higher Education	260	.....	260	924	.....	924	761	.....	761
Other	17	.....	17	89	(**)	89	96	1	95
<b>Total--Office of Postsecondary Education</b>	<b>277</b>	<b>.....</b>	<b>277</b>	<b>1,013</b>	<b>(**)</b>	<b>1,013</b>	<b>857</b>	<b>1</b>	<b>856</b>
Office of Federal Student Aid:									
Student Financial Assistance	4,745	.....	4,745	9,467	.....	9,467	8,801	.....	8,801
Student Aid Administration	189	.....	189	643	.....	643	601	.....	601
Federal Direct Student Loans	.....	.....	.....	23,223	.....	23,223	2,861	.....	2,861
Federal Family Education Loans	2	.....	2	13	.....	13	773	.....	773
Other	(**)	(**)	(**)	13	(**)	12	15	1	14
<b>Total--Office of Federal Student Aid</b>	<b>4,935</b>	<b>(**)</b>	<b>4,935</b>	<b>33,358</b>	<b>(**)</b>	<b>33,357</b>	<b>13,050</b>	<b>1</b>	<b>13,049</b>
Institute of Education Sciences	56	.....	56	217	.....	217	191	.....	191
Departmental Management	49	.....	49	229	.....	229	211	.....	211
Other	3	.....	3	19	.....	19	42	.....	42
Proprietary Receipts from the Public	.....	141	-141	.....	1,368	-1,368	.....	2,157	-2,157
Intrabudgetary Transactions	-18	.....	-18	-2	.....	-2	4	.....	4
<b>Total--Department of Education</b>	<b>16,302</b>	<b>141</b>	<b>16,161</b>	<b>72,779</b>	<b>1,369</b>	<b>71,410</b>	<b>55,693</b>	<b>2,159</b>	<b>53,534</b>
<b>Department of Energy:</b>									
National Nuclear Security Administration:									
Naval Reactors	94	.....	94	469	.....	469	475	.....	475
Weapons Activities	1,290	.....	1,290	5,379	.....	5,379	4,512	.....	4,512
Defense Nuclear Nonproliferation	182	.....	182	703	.....	703	638	.....	638
Other	44	.....	44	167	.....	167	148	.....	148
Environmental and Other Defense Activities:									
Defense Environmental Cleanup	547	.....	547	2,114	.....	2,114	2,021	.....	2,021
Other Defense Activities	101	.....	101	315	.....	315	306	.....	306
Defense Nuclear Waste Disposal	(**)	.....	(**)	(**)	.....	(**)	(**)	.....	(**)

**Table 5. Outlays of the U.S. Government, January 2023 and Other Periods - Continued**

[\$ millions]

Classification	This Month			Current Fiscal Year to Date			Prior Fiscal Year to Date		
	Gross Outlays	Applicable Receipts	Outlays	Gross Outlays	Applicable Receipts	Outlays	Gross Outlays	Applicable Receipts	Outlays
<b>Department of Energy: - Continued</b>									
Energy Programs:									
Science	741	.....	741	2,593	.....	2,593	2,365	.....	2,365
Energy Supply	137	.....	137	759	.....	759	680	.....	680
Energy Efficiency and Renewable Energy	202	.....	202	839	.....	839	751	.....	751
Fossil Energy Research and Development	57	.....	57	254	.....	254	243	.....	243
Uranium Enrichment Decontamination and Decommissioning Fund	38	.....	38	264	.....	264	276	.....	276
Advanced Technology Vehicles Manufacturing Loan Program	1	.....	1	34	.....	34	2	.....	2
Title 17 Innovative Technology Loan Guarantee Program	2	.....	2	13	.....	13	13	.....	13
Other	-973	14	-987	-5,396	49	-5,444	504	51	453
<b>Total--Energy Programs</b>	<b>205</b>	<b>14</b>	<b>191</b>	<b>-639</b>	<b>49</b>	<b>-688</b>	<b>4,834</b>	<b>51</b>	<b>4,783</b>
Power Marketing Administration	452	455	-3	1,709	1,605	104	1,404	1,319	86
Departmental Administration	23	.....	23	167	.....	167	123	.....	123
Proprietary Receipts from the Public	.....	25	-25	.....	248	-248	.....	1,745	-1,745
Intrabudgetary Transactions	-131	.....	-131	-534	.....	-534	-511	.....	-511
<b>Total--Department of Energy</b>	<b>2,808</b>	<b>494</b>	<b>2,314</b>	<b>9,850</b>	<b>1,901</b>	<b>7,949</b>	<b>13,950</b>	<b>3,114</b>	<b>10,836</b>
<b>Department of Health and Human Services:</b>									
Food and Drug Administration	331	1	330	-38	2	-40	932	3	929
Health Resources and Services Administration	1,331	.....	1,331	5,317	.....	5,317	5,320	.....	5,320
Indian Health Service	600	.....	600	3,891	.....	3,891	3,599	.....	3,599
Centers for Disease Control and Prevention	875	.....	875	3,759	.....	3,759	4,813	.....	4,813
National Institutes of Health	3,529	.....	3,529	14,928	.....	14,928	13,264	.....	13,264
Substance Abuse and Mental Health Services Administration	594	.....	594	2,561	.....	2,561	2,397	.....	2,397
Agency for Healthcare Research and Quality	25	.....	25	98	.....	98	102	.....	102
Centers for Medicare and Medicaid Services:									
Grants to States for Medicaid	47,902	.....	47,902	195,744	.....	195,744	183,209	.....	183,209
Payments to Health Care Trust Funds	44,720	.....	44,720	159,638	.....	159,638	148,243	.....	148,243
Children's Health Insurance Fund	1,282	.....	1,282	5,587	.....	5,587	5,315	.....	5,315
State Grants and Demonstrations	27	.....	27	136	.....	136	111	.....	111
Federal Hospital Insurance Trust Fund:									
Benefit Payments	32,067	.....	32,067	114,458	.....	114,458	116,356	.....	116,356
Administrative Expenses	292	.....	292	1,286	.....	1,286	1,180	.....	1,180
<b>Total--Federal Hospital Insurance Trust Fund</b>	<b>32,359</b>	<b>.....</b>	<b>32,359</b>	<b>115,744</b>	<b>.....</b>	<b>115,744</b>	<b>117,536</b>	<b>.....</b>	<b>117,536</b>
Health Care Fraud and Abuse Control	130	.....	130	624	.....	624	615	.....	615
Federal Supplementary Medical Insurance Trust Fund:									
Benefit Payments	36,488	.....	36,488	134,256	.....	134,256	140,922	.....	140,922
Administrative Expenses	352	.....	352	1,381	.....	1,381	1,406	.....	1,406
Medicare Prescription Drugs:									
Benefit Payments	15,660	.....	15,660	31,665	.....	31,665	37,974	.....	37,974
<b>Total--Federal Supplementary Medical Insurance Trust Fund</b>	<b>52,500</b>	<b>.....</b>	<b>52,500</b>	<b>167,303</b>	<b>.....</b>	<b>167,303</b>	<b>180,302</b>	<b>.....</b>	<b>180,302</b>
Other	56	.....	56	5,477	.....	5,477	3,506	.....	3,506
<b>Total--Centers for Medicare and Medicaid Services</b>	<b>178,975</b>	<b>.....</b>	<b>178,975</b>	<b>650,255</b>	<b>.....</b>	<b>650,255</b>	<b>638,837</b>	<b>.....</b>	<b>638,837</b>
Administration for Children and Families:									
Temporary Assistance for Needy Families	1,211	.....	1,211	5,475	.....	5,475	5,235	.....	5,235
Contingency Fund	13	.....	13	57	.....	57	86	.....	86
Payments to States for Child Support Enforcement and Family Support Programs	373	.....	373	1,227	.....	1,227	1,078	.....	1,078
Low Income Home Energy Assistance	570	.....	570	2,174	.....	2,174	2,333	.....	2,333
Refugee and Entrant Assistance	597	.....	597	2,317	.....	2,317	1,636	.....	1,636
Child Care Entitlement to States	221	.....	221	1,004	.....	1,004	973	.....	973
Payments to States for the Child Care and Development Block Grant	1,536	.....	1,536	7,471	.....	7,471	7,203	.....	7,203
Social Services Block Grant	101	.....	101	498	.....	498	451	.....	451
Children and Families Services Programs	1,171	.....	1,171	4,846	.....	4,846	4,483	.....	4,483
Payments to States for Foster Care and Adoption Assistance	938	.....	938	3,282	.....	3,282	3,108	.....	3,108
Other	34	.....	34	193	.....	193	185	.....	185
<b>Total--Administration for Children and Families</b>	<b>6,764</b>	<b>.....</b>	<b>6,764</b>	<b>28,546</b>	<b>.....</b>	<b>28,546</b>	<b>26,771</b>	<b>.....</b>	<b>26,771</b>
Administration for Community Living	231	.....	231	896	.....	896	887	.....	887
Departmental Management	3,130	.....	3,130	18,101	.....	18,101	43,575	.....	43,575
Other	69	.....	69	492	.....	492	436	.....	436

**Table 5. Outlays of the U.S. Government, January 2023 and Other Periods - Continued**

[\$ millions]

Classification	This Month			Current Fiscal Year to Date			Prior Fiscal Year to Date		
	Gross Outlays	Applicable Receipts	Outlays	Gross Outlays	Applicable Receipts	Outlays	Gross Outlays	Applicable Receipts	Outlays
<b>Department of Health and Human Services: - Continued</b>									
Proprietary Receipts from the Public	.....	13,631	-13,631	.....	62,179	-62,179	.....	65,214	-65,214
Intrabudgetary Transactions:									
Payments for Health Insurance for the Aged:									
Federal Supplementary Medical Insurance Trust Fund	-37,782	.....	-37,782	-152,676	.....	-152,676	-141,783	.....	-141,783
Payments for Tax and Other Credits:									
Federal Hospital Insurance Trust Fund	-6,945	.....	-6,945	-6,964	.....	-6,964	-6,464	.....	-6,464
Other	8	.....	8	-1,155	.....	-1,155	-496	.....	-496
<b>Total--Department of Health and Human Services</b>	<b>151,734</b>	<b>13,631</b>	<b>138,102</b>	<b>568,012</b>	<b>62,181</b>	<b>505,831</b>	<b>592,191</b>	<b>65,218</b>	<b>526,973</b>
<b>Department of Homeland Security:</b>									
Departmental Management and Operations	161	.....	161	752	.....	752	675	.....	675
Citizenship and Immigration Services	362	.....	362	1,608	.....	1,608	1,406	.....	1,406
United States Secret Service	223	.....	223	909	.....	909	885	.....	885
Transportation Security Administration	699	.....	699	2,632	.....	2,632	2,468	.....	2,468
Immigration and Customs Enforcement	712	.....	712	3,044	.....	3,044	2,896	.....	2,896
U.S. Customs and Border Protection	1,682	4	1,678	6,397	12	6,384	5,808	7	5,801
United States Coast Guard	691	.....	691	2,881	.....	2,881	2,386	.....	2,386
National Protection and Programs Directorate	194	.....	194	832	.....	832	628	.....	628
Federal Emergency Management Agency:									
State and Local Programs									
Firefighter Assistance Grants	.....	.....	.....	.....	.....	.....	3	.....	3
Disaster Relief	2,148	.....	2,148	11,111	.....	11,111	12,171	.....	12,171
National Flood Insurance Fund	967	95	872	2,933	308	2,625	1,113	365	749
Other	97	.....	97	418	.....	418	417	.....	417
Total--Federal Emergency Management Agency	3,212	95	3,117	14,462	308	14,154	13,709	365	13,344
Science and Technology	80	.....	80	259	.....	259	251	.....	251
Domestic Nuclear Detection Office	45	.....	45	135	.....	135	113	.....	113
Other	39	.....	39	178	.....	178	202	.....	202
Proprietary Receipts from the Public	.....	5	-5	.....	230	-230	.....	19	-19
Intrabudgetary Transactions	97	.....	97	975	.....	975	827	.....	827
Offsetting Governmental Receipts	.....	1,138	-1,138	.....	4,240	-4,240	.....	4,013	-4,013
<b>Total--Department of Homeland Security</b>	<b>8,197</b>	<b>1,242</b>	<b>6,955</b>	<b>35,064</b>	<b>4,791</b>	<b>30,273</b>	<b>32,255</b>	<b>4,404</b>	<b>27,852</b>
<b>Department of Housing and Urban Development:</b>									
Public and Indian Housing Programs:									
Tenant Based Rental Assistance	2,370	.....	2,370	9,204	.....	9,204	8,457	.....	8,457
Housing Certificate Fund	(**)	.....	(**)	1	.....	1	3	.....	3
Public Housing Capital Fund	81	.....	81	375	.....	375	637	.....	637
Public Housing Operating Fund	595	.....	595	2,311	.....	2,311	2,106	.....	2,106
Revitalization of Severely Distressed Public Housing (Hope VI)									
Native American Housing Block Grant	55	.....	55	264	.....	264	216	.....	216
Other	14	.....	14	69	.....	69	58	.....	58
Total--Public and Indian Housing Programs	3,116	.....	3,116	12,223	.....	12,223	11,477	.....	11,477
Community Planning and Development:									
Housing Opportunities for Persons with AIDS	26	.....	26	98	.....	98	104	.....	104
Community Development Fund	606	.....	606	2,644	.....	2,644	2,341	.....	2,341
Home Investment Partnership Program	66	.....	66	295	.....	295	261	.....	261
Neighborhood Stabilization Program	1	.....	1	1	.....	1	4	.....	4
Homeless Assistance Grants	269	.....	269	1,152	.....	1,152	1,265	.....	1,265
Other	23	.....	23	93	.....	93	78	.....	78
Total--Community Planning and Development	991	.....	991	4,283	.....	4,283	4,053	.....	4,053
Housing Programs:									
Credit Accounts:									
FHA-Mutual Mortgage Insurance Fund, Program Account	14	.....	14	54	.....	54	46	.....	46
FHA-Mutual Mortgage Insurance Capital Reserve Account	-1,590	.....	-1,590	-3,315	.....	-3,315	-3,696	.....	-3,696
FHA-Mutual Mortgage and Cooperative Housing Insurance Fund, Liquidating Account									
FHA-General and Special Risk Fund, Liquidating Account	(**)	5	-5	1	6	-5	2	3	-1
Housing for the Elderly or Handicapped Fund, Liquidating Account									
HUD Project-Based Rental Assistance	(**)	15	-15	1	41	-40	2	47	-46
Housing for the Elderly	1,175	.....	1,175	4,731	.....	4,731	4,594	.....	4,594
Housing for Persons with Disabilities	77	.....	77	322	.....	322	272	.....	272
Other Assisted Housing Programs	18	.....	18	72	.....	72	73	.....	73
Other	4	.....	4	15	.....	15	18	.....	18
Other	3	1	2	19	4	15	15	3	12
Total--Housing Programs	-295	30	-325	1,923	86	1,837	1,349	183	1,166

**Table 5. Outlays of the U.S. Government, January 2023 and Other Periods - Continued**

[\$ millions]

Classification	This Month			Current Fiscal Year to Date			Prior Fiscal Year to Date		
	Gross Outlays	Applicable Receipts	Outlays	Gross Outlays	Applicable Receipts	Outlays	Gross Outlays	Applicable Receipts	Outlays
<b>Department of Housing and Urban Development: - Continued</b>									
Government National Mortgage Association:									
Guarantees of Mortgage-Backed Securities	-45	(**)	-45	-192	2	-193	28	(**)	28
Management and Administration	182	.....	182	700	.....	700	687	.....	687
Other	21	.....	21	125	.....	125	67	.....	67
Proprietary Receipts from the Public:									
FHA-General and Special Risk Fund	.....	17	-17	.....	132	-132	.....	228	-228
Other	.....	1	-1	.....	2	-2	.....	3	-3
Intrabudgetary Transactions	-1	.....	-1	(**)	.....	(**)	-2	.....	-2
Offsetting Governmental Receipts	.....	1	-1	.....	4	-4	.....	6	-6
<b>Total--Department of Housing and Urban Development</b>	<b>3,969</b>	<b>50</b>	<b>3,919</b>	<b>19,062</b>	<b>226</b>	<b>18,836</b>	<b>17,660</b>	<b>421</b>	<b>17,239</b>
<b>Department of the Interior:</b>									
Land and Minerals Management:									
Bureau of Land Management:									
Management of Lands and Resources	89	.....	89	418	.....	418	407	.....	407
Other	47	5	42	161	29	132	140	19	121
Bureau of Ocean Energy Management	7	.....	7	50	.....	50	48	.....	48
Office of Surface Mining Reclamation and Enforcement	359	.....	359	477	.....	477	502	.....	502
<b>Total--Land and Minerals Management</b>	<b>503</b>	<b>5</b>	<b>498</b>	<b>1,106</b>	<b>29</b>	<b>1,077</b>	<b>1,098</b>	<b>19</b>	<b>1,079</b>
Water and Science:									
Bureau of Reclamation:									
Water and Related Resources	73	.....	73	583	.....	583	397	.....	397
Other	53	65	-12	208	84	125	154	90	64
Central Utah Project	2	.....	2	7	.....	7	5	.....	5
United States Geological Survey	80	.....	80	511	.....	511	439	.....	439
<b>Total--Water and Science</b>	<b>208</b>	<b>65</b>	<b>143</b>	<b>1,310</b>	<b>84</b>	<b>1,226</b>	<b>995</b>	<b>90</b>	<b>905</b>
Fish and Wildlife and Parks:									
United States Fish and Wildlife Service	274	.....	274	1,245	.....	1,245	1,141	.....	1,141
National Park Service	305	(**)	305	1,308	1	1,308	1,233	(**)	1,232
<b>Total--Fish and Wildlife and Parks</b>	<b>579</b>	<b>(**)</b>	<b>579</b>	<b>2,554</b>	<b>1</b>	<b>2,553</b>	<b>2,374</b>	<b>(**)</b>	<b>2,373</b>
Indian Affairs:									
Bureau of Indian Affairs and Bureau of Indian Education	253	(**)	253	773	(**)	773	924	(**)	924
<b>Total--Indian Affairs</b>	<b>253</b>	<b>(**)</b>	<b>253</b>	<b>773</b>	<b>(**)</b>	<b>773</b>	<b>924</b>	<b>(**)</b>	<b>924</b>
Departmental Offices:									
Mineral Leasing and Associated Payments	349	.....	349	1,770	.....	1,770	1,157	.....	1,157
Other	30	.....	30	114	.....	114	105	.....	105
Insular Affairs	28	.....	28	136	.....	136	158	.....	158
Office of the Special Trustee for American Indians	9	.....	9	37	.....	37	35	.....	35
Department-Wide Programs	105	.....	105	724	.....	724	735	.....	735
<b>Total--Departmental Offices</b>	<b>521</b>	<b>.....</b>	<b>521</b>	<b>2,780</b>	<b>.....</b>	<b>2,780</b>	<b>2,191</b>	<b>.....</b>	<b>2,191</b>
Other	208	.....	208	674	.....	674	513	.....	513
Proprietary Receipts from the Public	.....	975	-975	.....	3,933	-3,933	.....	3,018	-3,018
Intrabudgetary Transactions	-48	.....	-48	-310	2	-311	-110	(**)	-110
<b>Total--Department of the Interior</b>	<b>2,225</b>	<b>1,045</b>	<b>1,179</b>	<b>8,888</b>	<b>4,048</b>	<b>4,840</b>	<b>7,985</b>	<b>3,128</b>	<b>4,857</b>
<b>Department of Justice:</b>									
General Administration	175	.....	175	654	.....	654	616	.....	616
Legal Activities and U.S. Marshals:									
General Legal Activities	244	.....	244	1,012	.....	1,012	762	.....	762
United States Attorneys	154	.....	154	709	.....	709	664	.....	664
United States Marshals Service	124	.....	124	525	.....	525	487	.....	487
Assets Forfeiture Fund	70	.....	70	379	.....	379	293	.....	293
Other	234	.....	234	914	.....	914	825	.....	825
Federal Bureau of Investigation	816	.....	816	3,490	.....	3,490	3,327	.....	3,327
Drug Enforcement Administration	219	.....	219	936	.....	936	912	.....	912
Bureau of Alcohol, Tobacco, Firearms, and Explosives	119	.....	119	512	.....	512	472	.....	472
Federal Prison System	639	31	608	2,759	132	2,627	2,331	16	2,315
Office of Justice Programs:									
State and Local Law Enforcement Assistance	158	.....	158	705	.....	705	429	.....	429
Community Oriented Policing Services	32	.....	32	100	.....	100	66	.....	66
Crime Victims Fund	180	.....	180	725	.....	725	984	.....	984
Other	109	.....	109	461	.....	461	304	.....	304
Other	94	.....	94	272	.....	272	299	.....	299
Proprietary Receipts from the Public	.....	13	-13	.....	44	-44	.....	266	-266
Intrabudgetary Transactions	53	.....	53	11	.....	11	132	.....	132
Offsetting Governmental Receipts	.....	86	-86	.....	251	-251	.....	241	-241
<b>Total--Department of Justice</b>	<b>3,421</b>	<b>131</b>	<b>3,290</b>	<b>14,166</b>	<b>426</b>	<b>13,739</b>	<b>12,901</b>	<b>523</b>	<b>12,379</b>



**Table 5. Outlays of the U.S. Government, January 2023 and Other Periods - Continued**

[\$ millions]

Classification	This Month			Current Fiscal Year to Date			Prior Fiscal Year to Date		
	Gross Outlays	Applicable Receipts	Outlays	Gross Outlays	Applicable Receipts	Outlays	Gross Outlays	Applicable Receipts	Outlays
<b>Department of Labor:</b>									
Employment and Training Administration:									
Training and Employment Services	274	.....	274	1,113	.....	1,113	1,030	.....	1,030
Office of Job Corps	167	.....	167	576	.....	576	525	.....	525
Community Service Employment for Older Americans	31	.....	31	121	.....	121	121	.....	121
Federal Unemployment Benefits and Allowances	11	.....	11	64	.....	64	80	.....	80
Federal Additional Unemployment Compensation Program-Recovery Act	-41	.....	-41	117	.....	117	3,108	.....	3,108
State Unemployment Insurance and Employment Service Operations	68	.....	68	10	.....	10	-370	.....	-370
Payments to the Unemployment Trust Fund	.....	.....	.....	275	.....	275	850	.....	850
Program Administration	12	.....	12	39	.....	39	36	.....	36
Unemployment Trust Fund:									
Federal-State Unemployment Insurance:									
State Unemployment Benefits	3,023	.....	3,023	8,813	.....	8,813	11,005	.....	11,005
State Administrative Expenses	322	.....	322	1,513	.....	1,513	2,346	.....	2,346
Federal Administrative Expenses	61	.....	61	212	.....	212	176	.....	176
Other	25	.....	25	78	.....	78	66	.....	66
Total--Unemployment Trust Fund	3,432	.....	3,432	10,616	.....	10,616	13,593	.....	13,593
Other	(**)	.....	(**)	-9	.....	-9	119	.....	119
Total--Employment and Training Administration	3,953	.....	3,953	12,922	.....	12,922	19,090	.....	19,090
Pension Benefit Guaranty Corporation	37,329	171	37,158	40,418	4,426	35,992	2,545	4,068	-1,523
Office of Workers' Compensation Programs:									
Special Benefits	244	.....	244	-246	.....	-246	-301	.....	-301
Energy Employees Occupational Illness Compensation Fund	143	.....	143	633	.....	633	538	.....	538
Special Benefits for Disabled Coal Miners	3	.....	3	14	.....	14	16	.....	16
Black Lung Disability Trust Fund	12	.....	12	58	.....	58	65	.....	65
Other	34	.....	34	117	.....	117	117	.....	117
Wage and Hour Division	34	.....	34	102	.....	102	96	.....	96
Occupational Safety and Health Administration	62	.....	62	216	.....	216	173	.....	173
Mine Safety and Health Administration	34	.....	34	120	.....	120	103	.....	103
Bureau of Labor Statistics	55	.....	55	187	.....	187	188	.....	188
Departmental Management	-38	.....	-38	257	.....	257	229	.....	229
Other	31	.....	31	102	.....	102	99	.....	99
Proprietary Receipts from the Public	.....	(**)	(**)	.....	2	-2	.....	2	-2
Intrabudgetary Transactions	(**)	.....	(**)	-342	.....	-342	-438	.....	-438
<b>Total--Department of Labor</b>	<b>41,895</b>	<b>172</b>	<b>41,723</b>	<b>54,557</b>	<b>4,428</b>	<b>50,129</b>	<b>22,521</b>	<b>4,070</b>	<b>18,451</b>
<b>Department of State:</b>									
Administration of Foreign Affairs:									
Diplomatic and Consular Programs	727	.....	727	3,091	.....	3,091	2,592	.....	2,592
Educational and Cultural Exchange Programs	71	.....	71	274	.....	274	225	.....	225
Embassy Security, Construction, and Maintenance	71	.....	71	754	.....	754	584	.....	584
Payment to Foreign Service Retirement and Disability Fund	.....	.....	.....	37	.....	37	61	.....	61
Foreign Service Retirement and Disability Fund	97	.....	97	367	.....	367	345	.....	345
Other	453	.....	453	1,996	.....	1,996	2,166	.....	2,166
Total--Administration of Foreign Affairs	1,420	.....	1,420	6,518	.....	6,518	5,973	.....	5,973
International Organizations and Conferences	151	.....	151	1,422	.....	1,422	1,698	.....	1,698
Global Health and Child Survival	509	.....	509	2,640	.....	2,640	2,900	.....	2,900
Migration and Refugee Assistance	218	.....	218	1,114	.....	1,114	945	.....	945
International Narcotics Control and Law Enforcement	94	.....	94	418	.....	418	323	.....	323
Andean Counterdrug Programs	.....	.....	.....	(**)	.....	(**)	.....	.....	.....
Other	66	.....	66	251	.....	251	233	.....	233
Proprietary Receipts from the Public	.....	474	-474	.....	1,546	-1,546	.....	898	-898
Intrabudgetary Transactions	-78	.....	-78	17	.....	17	-457	.....	-457
<b>Total--Department of State</b>	<b>2,379</b>	<b>474</b>	<b>1,904</b>	<b>12,379</b>	<b>1,546</b>	<b>10,834</b>	<b>11,615</b>	<b>898</b>	<b>10,718</b>
<b>Department of Transportation:</b>									
Office of the Secretary	141	.....	141	600	.....	600	578	.....	578
Federal Aviation Administration:									
Operations	-313	.....	-313	627	.....	627	122	.....	122
Airport and Airway Trust Fund:									
Grants-In-Aid for Airports	387	.....	387	1,635	.....	1,635	2,357	.....	2,357

**Table 5. Outlays of the U.S. Government, January 2023 and Other Periods - Continued**

[\$ millions]

Classification	This Month			Current Fiscal Year to Date			Prior Fiscal Year to Date		
	Gross Outlays	Applicable Receipts	Outlays	Gross Outlays	Applicable Receipts	Outlays	Gross Outlays	Applicable Receipts	Outlays
<b>Department of Transportation: - Continued</b>									
Facilities and Equipment	204	.....	204	945	.....	945	973	.....	973
Research, Engineering, and Development	13	.....	13	59	.....	59	57	.....	57
Trust Fund Share of FAA Operations	1,200	.....	1,200	3,200	.....	3,200	3,566	.....	3,566
Total--Airport and Airway Trust Fund	1,804	.....	1,804	5,840	.....	5,840	6,953	.....	6,953
Other	342	7	335	1,388	16	1,372	793	14	778
Total--Federal Aviation Administration	1,833	7	1,826	7,855	16	7,839	7,868	14	7,853
Federal Highway Administration:									
Highway Trust Fund:									
Federal-Aid Highways	2,522	.....	2,522	14,159	.....	14,159	12,539	.....	12,539
Other	(**)	.....	(**)	2	.....	2	27	.....	27
Other Programs	343	.....	343	1,769	.....	1,769	119,525	.....	119,525
Total--Federal Highway Administration	2,865	.....	2,865	15,930	.....	15,930	132,090	.....	132,090
Federal Motor Carrier Safety Administration	59	.....	59	257	.....	257	184	.....	184
National Highway Traffic Safety Administration	92	.....	92	471	.....	471	413	.....	413
Federal Railroad Administration:									
Capital and Debt Service Grants to the National Railroad Passenger Corporation									
Other	33	.....	33	183	.....	183	141	.....	141
Total--Federal Railroad Administration	33	.....	33	183	.....	183	141	.....	141
Federal Transit Administration:									
Formula Grants	.....	.....	.....	(**)	.....	(**)	(**)	.....	(**)
Capital Investment Grants	140	.....	140	597	.....	597	586	.....	586
Transit Formula Grants	561	.....	561	2,957	.....	2,957	2,120	.....	2,120
Other	715	.....	715	4,340	.....	4,340	9,071	.....	9,071
Total--Federal Transit Administration	1,416	.....	1,416	7,894	.....	7,894	11,777	.....	11,777
Maritime Administration	57	(**)	57	309	4	305	183	2	181
Other	44	(**)	44	201	8	193	155	15	140
Proprietary Receipts from the Public	.....	135	-135	.....	312	-312	.....	37	-37
Intrabudgetary Transactions:									
Payment from the General Fund, Highway Trust Fund									
Other	(**)	.....	(**)	(**)	.....	(**)	-1	.....	-1
Offsetting Governmental Receipts	.....	(**)	(**)	.....	(**)	(**)	.....	1	-1
<b>Total--Department of Transportation</b>	<b>6,540</b>	<b>142</b>	<b>6,399</b>	<b>33,702</b>	<b>341</b>	<b>33,360</b>	<b>35,389</b>	<b>69</b>	<b>35,319</b>
<b>Department of the Treasury:</b>									
Departmental Offices:									
Exchange Stabilization Fund	.....	91	-91	.....	291	-291	14	20	-6
Housing and Economic Recovery Programs	(**)	.....	(**)	(**)	.....	(**)	(**)	.....	(**)
Troubled Asset Relief Program	8	.....	8	77	.....	77	53	.....	53
ESF - Economic Stabilization Program	142	.....	142	888	.....	888	2	.....	2
Air Carrier Worker Support	1	.....	1	-4	.....	-4	16	.....	16
Coronavirus Relief Fund	62	.....	62	784	.....	784	2,381	.....	2,381
Emergency Capital Investment Program	7	.....	7	130	.....	130	62	.....	62
Emergency Rental Assistance	169	.....	169	1,859	.....	1,859	3,344	.....	3,344
Transportation Services	(**)	.....	(**)	-27	.....	-27	683	.....	683
Other	359	.....	359	2,222	.....	2,222	6,186	.....	6,186
Bureau of the Fiscal Service:									
Payment to the Resolution Funding Corporation	216	.....	216	460	.....	460	460	.....	460
Financial Agent Services	89	.....	89	346	.....	346	325	.....	325
Claims, Judgements, and Relief Acts	139	.....	139	396	.....	396	795	.....	795
Other	40	(**)	40	429	(**)	429	1,525	(**)	1,524
Total--Bureau of the Fiscal Service	484	(**)	484	1,631	(**)	1,630	3,104	(**)	3,104
Federal Financing Bank	-394	.....	-394	-533	.....	-533	-490	.....	-490
Alcohol and Tobacco Tax and Trade Bureau:									
Salaries and Expenses	7	.....	7	43	.....	43	44	.....	44
Internal Revenue Collections for Puerto Rico	(**)	.....	(**)	87	.....	87	160	.....	160
Bureau of Engraving and Printing	73	.....	73	-9	.....	-9	-68	.....	-68
United States Mint	517	663	-146	1,468	1,390	78	1,400	1,897	-498
Internal Revenue Service:									
Taxpayer Services	305	.....	305	1,311	.....	1,311	1,015	.....	1,015
Enforcement	393	.....	393	1,790	.....	1,790	1,771	.....	1,771
Operations Support	499	.....	499	1,792	.....	1,792	1,699	.....	1,699
Build America Bond Payments, Recovery Act	102	.....	102	847	.....	847	876	.....	876

**Table 5. Outlays of the U.S. Government, January 2023 and Other Periods - Continued**

[\$ millions]

Classification	This Month			Current Fiscal Year to Date			Prior Fiscal Year to Date		
	Gross Outlays	Applicable Receipts	Outlays	Gross Outlays	Applicable Receipts	Outlays	Gross Outlays	Applicable Receipts	Outlays
<b>Department of the Treasury: - Continued</b>									
Refundable Premium Tax Credits and Cost Sharing Reductions	5,937	.....	5,937	26,473	.....	26,473	26,557	.....	26,557
Payment Where Earned Income Credit Exceeds Liability for Tax	-33	.....	-33	1,568	.....	1,568	1,358	.....	1,358
Payment Where Child Tax Credit Exceeds Liability for Tax	14	.....	14	2,897	.....	2,897	49,659	.....	49,659
Payment Where American Opportunity Tax Credit Exceeds Liability for Tax	13	.....	13	176	.....	176	128	.....	128
Refunding Internal Revenue Collections, Interest	680	.....	680	2,502	.....	2,502	700	.....	700
Other	<sup>1</sup> 1,296	.....	<sup>3</sup> 1,296	<sup>3</sup> 21,854	1	21,853	11,354	1	11,353
Total--Internal Revenue Service	9,208	.....	9,208	61,212	1	61,210	95,118	1	95,117
Comptroller of the Currency	111	3	108	413	20	393	411	18	393
Interest on the Public Debt:									
Interest on Treasury Debt Securities (Gross):									
Public Issues (Accrual Basis)	45,655	.....	45,655	183,518	.....	183,518	132,469	.....	132,469
Special Issues (Cash Basis)	5,423	.....	5,423	77,566	.....	77,566	63,670	.....	63,670
Total--Interest on Treasury Debt Securities (Gross)	51,078	.....	51,078	261,084	.....	261,084	196,139	.....	196,139
Total--Interest on the Public Debt	51,078	.....	51,078	261,084	.....	261,084	196,139	.....	196,139
Other	13	.....	13	50	.....	50	54	.....	54
Proprietary Receipts from the Public	.....	826	-826	.....	824	-824	.....	2,116	-2,116
Intrabudgetary Transactions	-112	.....	-112	-420	.....	-420	-863	.....	-863
<b>Total--Department of the Treasury</b>	<b>61,735</b>	<b>1,583</b>	<b>60,152</b>	<b>330,955</b>	<b>2,526</b>	<b>328,429</b>	<b>307,749</b>	<b>4,052</b>	<b>303,697</b>
<b>Department of Veterans Affairs:</b>									
Joint DOD-VA Medical Facility Demonstration Fund	45	.....	45	166	.....	166	166	.....	166
Veterans Health Administration:									
Veterans Choice Fund, Veterans Health Administration	(**)	.....	(**)	(**)	.....	(**)	(**)	.....	(**)
Medical Services	7,919	.....	7,919	31,071	.....	31,071	29,515	.....	29,515
Medical Support and Compliance	703	.....	703	2,740	.....	2,740	2,696	.....	2,696
Medical Facilities	579	.....	579	2,281	.....	2,281	2,289	.....	2,289
Other	216	27	188	974	123	851	469	114	354
Benefits Programs:									
Public Enterprise Funds:									
Housing Accounts	(**)	(**)	(**)	(**)	1	-1	(**)	2	-2
Other	66	98	-33	260	450	-190	270	503	-233
Compensation and Pensions	771	.....	771	35,274	.....	35,274	40,144	.....	40,144
Readjustment Benefits	562	.....	562	3,799	.....	3,799	4,021	.....	4,021
Veterans Housing Benefit Program Fund	152	.....	152	198	.....	198	8	.....	8
Insurance Funds:									
National Service Life	34	.....	34	123	.....	123	154	.....	154
Veterans Special Life	16	1	15	59	17	42	58	21	37
Other	60	2	59	67	2	65	49	.....	49
Total--Benefits Programs	1,661	101	1,560	39,781	470	39,311	44,704	526	44,177
Departmental Administration:									
Construction	66	.....	66	450	.....	450	427	.....	427
Information Technology Systems	372	.....	372	1,583	.....	1,583	1,611	.....	1,611
General Operating Expenses	366	.....	366	1,901	.....	1,901	1,817	(**)	1,817
Other	366	.....	366	1,808	.....	1,808	1,323	.....	1,323
Proprietary Receipts from the Public:									
National Service Life	.....	3	-3	.....	5	-5	.....	5	-5
Other	.....	292	-292	.....	1,344	-1,344	.....	1,399	-1,399
Intrabudgetary Transactions	3	.....	3	-100	.....	-100	-4	.....	-4
<b>Total--Department of Veterans Affairs</b>	<b>12,296</b>	<b>424</b>	<b>11,873</b>	<b>82,655</b>	<b>1,942</b>	<b>80,713</b>	<b>85,012</b>	<b>2,045</b>	<b>82,967</b>
<b>Corps of Engineers:</b>									
Construction	163	.....	163	992	.....	992	906	.....	906
Operation and Maintenance	44	.....	44	1,193	.....	1,193	1,268	.....	1,268
Flood Control and Coastal Emergencies	-62	.....	-62	159	.....	159	151	.....	151
Rivers and Harbors Contributed Funds	23	.....	23	119	.....	119	137	.....	137
Other	176	.....	176	783	.....	783	758	.....	758
Proprietary Receipts from the Public	.....	91	-91	.....	311	-311	.....	188	-188
Intrabudgetary Transactions	23	.....	23	25	.....	25	(**)	.....	(**)
<b>Total--Corps of Engineers</b>	<b>367</b>	<b>91</b>	<b>275</b>	<b>3,273</b>	<b>311</b>	<b>2,961</b>	<b>3,220</b>	<b>188</b>	<b>3,032</b>
<b>Other Defense Civil Programs:</b>									
Military Retirement:									

**Table 5. Outlays of the U.S. Government, January 2023 and Other Periods - Continued**

[\$ millions]

Classification	This Month			Current Fiscal Year to Date			Prior Fiscal Year to Date		
	Gross Outlays	Applicable Receipts	Outlays	Gross Outlays	Applicable Receipts	Outlays	Gross Outlays	Applicable Receipts	Outlays
<b>Other Defense Civil Programs: - Continued</b>									
Payment to Military Retirement Fund	.....	.....	.....	120,438	.....	120,438	114,463	.....	114,463
Military Retirement Fund	539	.....	539	18,377	.....	18,377	21,422	.....	21,422
Retiree Health Care:									
Payment to Department of Defense Medicare-Eligible Retiree Health Care Fund	.....	.....	.....	9,981	.....	9,981	7,503	.....	7,503
Department of Defense Medicare-Eligible Retiree Health Care Fund	1,339	.....	1,339	4,300	.....	4,300	4,116	.....	4,116
Educational Benefits	9	.....	9	62	.....	62	59	.....	59
Other	40	.....	40	116	.....	116	100	.....	100
Proprietary Receipts from the Public	.....	2	-2	.....	9	-9	.....	14	-14
Intrabudgetary Transactions	-405	.....	-405	-134,979	.....	-134,979	-126,510	.....	-126,510
<b>Total--Other Defense Civil Programs</b>	<b>1,522</b>	<b>2</b>	<b>1,520</b>	<b>18,294</b>	<b>9</b>	<b>18,286</b>	<b>21,152</b>	<b>14</b>	<b>21,138</b>
<b>Environmental Protection Agency:</b>									
Science and Technology	52	.....	52	234	.....	234	241	.....	241
Environmental Programs and Management	231	.....	231	852	.....	852	907	.....	907
State and Tribal Assistance Grants	346	.....	346	1,466	.....	1,466	1,636	.....	1,636
Payment to the Hazardous Substance Superfund	211	.....	211	518	.....	518	3,889	.....	3,889
Hazardous Substance Superfund	113	.....	113	512	.....	512	463	.....	463
Other	37	25	12	100	37	63	51	37	13
Proprietary Receipts from the Public	.....	55	-55	.....	125	-125	.....	84	-84
Intrabudgetary Transactions	-215	.....	-215	-495	.....	-495	-3,864	.....	-3,864
Offsetting Governmental Receipts	.....	4	-4	.....	8	-8	.....	6	-6
<b>Total--Environmental Protection Agency</b>	<b>775</b>	<b>84</b>	<b>691</b>	<b>3,186</b>	<b>170</b>	<b>3,016</b>	<b>3,323</b>	<b>127</b>	<b>3,195</b>
<b>Executive Office of the President:</b>									
The White House	5	.....	5	21	.....	21	23	.....	23
Office of Management and Budget	8	.....	8	35	.....	35	39	.....	39
Unanticipated Needs	3	.....	3	16	.....	16	9	.....	9
Other	23	.....	23	86	.....	86	77	.....	77
Proprietary Receipts from the Public	.....	(**)	(**)	.....	(**)	(**)	.....	(**)	(**)
Intrabudgetary Transactions	(**)	.....	(**)	1	.....	1	(**)	.....	(**)
<b>Total--Executive Office of the President</b>	<b>39</b>	<b>(**)</b>	<b>39</b>	<b>159</b>	<b>(**)</b>	<b>159</b>	<b>148</b>	<b>(**)</b>	<b>148</b>
<b>General Services Administration:</b>									
Real Property Activities	-113	.....	-113	-307	.....	-307	-273	.....	-273
Supply and Technology Activities	-279	.....	-279	-220	.....	-220	-126	.....	-126
General Activities	8	.....	8	106	.....	106	92	.....	92
Proprietary Receipts from the Public	.....	10	-10	.....	65	-65	.....	79	-79
Intrabudgetary Transactions	-4	.....	-4	-4	.....	-4	-2	.....	-2
<b>Total--General Services Administration</b>	<b>-388</b>	<b>10</b>	<b>-399</b>	<b>-425</b>	<b>65</b>	<b>-490</b>	<b>-309</b>	<b>79</b>	<b>-388</b>
<b>International Assistance Programs:</b>									
Millennium Challenge Corporation	35	.....	35	211	.....	211	212	.....	212
International Security Assistance:									
Foreign Military Financing Program	58	.....	58	2,546	.....	2,546	2,779	.....	2,779
Economic Support Fund	265	.....	265	7,101	.....	7,101	2,539	.....	2,539
Other	90	.....	90	374	12	363	298	.....	298
<b>Total--International Security Assistance</b>	<b>414</b>	<b>.....</b>	<b>414</b>	<b>10,022</b>	<b>12</b>	<b>10,010</b>	<b>5,616</b>	<b>.....</b>	<b>5,616</b>
Multilateral Assistance:									
Other	2	.....	2	586	.....	586	599	.....	599
<b>Total--Multilateral Assistance</b>	<b>2</b>	<b>.....</b>	<b>2</b>	<b>586</b>	<b>.....</b>	<b>586</b>	<b>599</b>	<b>.....</b>	<b>599</b>
Agency for International Development:									
Development Assistance Program	219	.....	219	970	.....	970	799	.....	799
Assistance for Europe, Eurasia and Central Asia	62	.....	62	284	.....	284	226	.....	226
International Disaster Assistance	1,479	.....	1,479	3,808	.....	3,808	1,437	.....	1,437
Operating Expenses	145	.....	145	540	.....	540	458	.....	458
Other	-9	.....	-9	-122	(**)	-122	155	(**)	155
Proprietary Receipts from the Public	.....	9	-9	.....	30	-30	.....	21	-21
Intrabudgetary Transactions	(**)	.....	(**)	-1	.....	-1	1	.....	1
<b>Total--Agency for International Development</b>	<b>1,896</b>	<b>9</b>	<b>1,887</b>	<b>5,479</b>	<b>30</b>	<b>5,449</b>	<b>3,075</b>	<b>21</b>	<b>3,054</b>
Overseas Private Investment Corporation:									
Overseas Private Investment Corporation Accounts	1	.....	1	1	.....	1	2	.....	2
<b>Total--Overseas Private Investment Corporation</b>	<b>1</b>	<b>.....</b>	<b>1</b>	<b>1</b>	<b>.....</b>	<b>1</b>	<b>2</b>	<b>.....</b>	<b>2</b>
Peace Corps	32	(**)	32	130	(**)	129	104	1	103
Proprietary Receipts	.....	(**)	(**)	.....	(**)	(**)	.....	(**)	(**)

**Table 5. Outlays of the U.S. Government, January 2023 and Other Periods - Continued**

[\$ millions]

Classification	This Month			Current Fiscal Year to Date			Prior Fiscal Year to Date		
	Gross Outlays	Applicable Receipts	Outlays	Gross Outlays	Applicable Receipts	Outlays	Gross Outlays	Applicable Receipts	Outlays
<b>International Assistance Programs: - Continued</b>									
Military Sales Program:									
Foreign Military Sales Trust Fund	2,753	.....	2,753	12,561	.....	12,561	11,266	.....	11,266
Other	15	21	-7	5	55	-50	33	18	15
Proprietary Receipts from the Public	.....	5,486	-5,486	.....	19,662	-19,662	.....	13,526	-13,526
Other	40	-66	106	229	146	82	147	124	22
<b>Total--International Assistance Programs</b>	<b>5,188</b>	<b>5,451</b>	<b>-263</b>	<b>29,223</b>	<b>19,905</b>	<b>9,318</b>	<b>21,053</b>	<b>13,690</b>	<b>7,363</b>
<b>National Aeronautics and Space Administration:</b>									
Science	614	.....	614	2,509	.....	2,509	2,261	.....	2,261
Aeronautics	61	.....	61	254	.....	254	294	.....	294
Exploration	463	.....	463	2,681	.....	2,681	2,370	.....	2,370
Cross Agency Support	190	.....	190	998	.....	998	938	.....	938
Space Operations	174	.....	174	1,449	.....	1,449	1,262	.....	1,262
Other	142	.....	142	587	.....	587	612	.....	612
Proprietary Receipts from the Public	.....	1	-1	.....	2	-2	.....	1	-1
Intrabudgetary Transactions	-1	.....	-1	-2	.....	-2	(**)	.....	(**)
<b>Total--National Aeronautics and Space Administration</b>	<b>1,642</b>	<b>1</b>	<b>1,642</b>	<b>8,476</b>	<b>2</b>	<b>8,474</b>	<b>7,736</b>	<b>1</b>	<b>7,735</b>
<b>National Science Foundation:</b>									
Research and Related Activities	454	.....	454	2,049	.....	2,049	1,885	.....	1,885
Education and Human Resources	85	.....	85	342	.....	342	292	.....	292
Other	58	.....	58	183	.....	183	197	.....	197
Proprietary Receipts from the Public	.....	3	-3	.....	10	-10	.....	-46	46
<b>Total--National Science Foundation</b>	<b>597</b>	<b>3</b>	<b>595</b>	<b>2,574</b>	<b>10</b>	<b>2,564</b>	<b>2,374</b>	<b>-46</b>	<b>2,420</b>
<b>Office of Personnel Management:</b>									
Government Payment for Annuitants, Employees Health and Life Insurance Benefits									
	1,220	.....	1,220	4,721	.....	4,721	4,587	.....	4,587
Postal Service Retiree Health Benefits Fund	366	.....	366	1,408	.....	1,408	1,369	.....	1,369
Civil Service Retirement and Disability Fund	9,062	.....	9,062	33,611	.....	33,611	31,466	.....	31,466
Employees Life Insurance Fund	280	324	-44	1,205	1,328	-123	1,266	1,304	-38
Employees and Retired Employees Health Benefits Fund	5,189	4,908	282	21,278	19,931	1,347	20,776	20,113	663
Other	-5	.....	-5	87	.....	87	209	.....	209
Proprietary Receipts from the Public	.....	(**)	(**)	.....	2	-2	.....	(**)	(**)
Intrabudgetary Transactions:									
Postal Service Contributions	(**)	.....	(**)	-410	.....	-410	-468	.....	-468
Civil Service Retirement and Disability Fund:									
Other	-3	.....	-3	-14	.....	-14	-13	.....	-13
<b>Total--Office of Personnel Management</b>	<b>16,109</b>	<b>5,232</b>	<b>10,876</b>	<b>61,886</b>	<b>21,261</b>	<b>40,625</b>	<b>59,192</b>	<b>21,417</b>	<b>37,775</b>
<b>Small Business Administration:</b>									
Salaries and Expenses	-31	.....	-31	213	.....	213	-45	.....	-45
Business Loans Program	140	(**)	140	200	1	200	101	30	71
Disaster Loans Program	29	(**)	29	167	(**)	167	7,751	(**)	7,750
Other	39	2	36	228	9	219	6,127	7	6,121
Proprietary Receipts from the Public	.....	-35	35	.....	36	-36	.....	-6	6
Intrabudgetary Transactions	(**)	.....	(**)	(**)	.....	(**)	(**)	.....	(**)
<b>Total--Small Business Administration</b>	<b>176</b>	<b>-32</b>	<b>208</b>	<b>808</b>	<b>46</b>	<b>762</b>	<b>13,934</b>	<b>30</b>	<b>13,903</b>
<b>Social Security Administration:</b>									
Payments to Social Security Trust Funds									
Supplemental Security Income Program	489	.....	489	15,948	.....	15,948	19,752	.....	19,752
Federal Old-Age and Survivors Insurance Trust Fund (Off-Budget):									
Benefit Payments	100,214	.....	100,214	376,039	.....	376,039	340,656	.....	340,656
Administrative Expenses	337	.....	337	1,346	.....	1,346	1,472	.....	1,472
<b>Total--Federal Old-Age and Survivors Insurance Trust Fund (Off-Budget)</b>	<b>100,551</b>	<b>.....</b>	<b>100,551</b>	<b>377,386</b>	<b>.....</b>	<b>377,386</b>	<b>342,128</b>	<b>.....</b>	<b>342,128</b>
Federal Disability Insurance Trust Fund (Off-Budget):									
Benefit Payments	12,738	.....	12,738	48,263	.....	48,263	46,533	.....	46,533
Administrative Expenses	234	.....	234	894	.....	894	899	.....	899
<b>Total--Federal Disability Insurance Trust Fund (Off-Budget)</b>	<b>12,972</b>	<b>.....</b>	<b>12,972</b>	<b>49,156</b>	<b>.....</b>	<b>49,156</b>	<b>47,433</b>	<b>.....</b>	<b>47,433</b>
Other	5	.....	5	54	.....	54	63	.....	63
Proprietary Receipts from the Public:									
On-Budget	.....	204	-204	.....	754	-754	.....	710	-710
Off-Budget	.....	3	-3	.....	8	-8	.....	7	-7
Intrabudgetary Transactions:									
Off-Budget <sup>2</sup>	-13,785	.....	-13,785	-27,084	.....	-27,084	-24,567	.....	-24,567
<b>Total--Social Security Administration</b>	<b>114,016</b>	<b>207</b>	<b>113,810</b>	<b>442,361</b>	<b>762</b>	<b>441,599</b>	<b>409,376</b>	<b>717</b>	<b>408,659</b>

**Table 5. Outlays of the U.S. Government, January 2023 and Other Periods - Continued**

[\$ millions]

Classification	This Month			Current Fiscal Year to Date			Prior Fiscal Year to Date		
	Gross Outlays	Applicable Receipts	Outlays	Gross Outlays	Applicable Receipts	Outlays	Gross Outlays	Applicable Receipts	Outlays
Independent Agencies	.....	.....	.....	.....	.....	.....	.....	.....	.....
United States Agency for Global Media	35	(**)	35	231	(**)	231	261	(**)	261
Bureau of Consumer Financial Protection	57	.....	57	288	.....	288	276	.....	276
Corporation for National and Community Service	92	(**)	92	327	(**)	327	322	1	321
Corporation for Public Broadcasting	60	.....	60	535	.....	535	465	.....	465
District of Columbia:									
Courts	24	.....	24	100	.....	100	114	.....	114
General and Special Payments	139	22	116	291	45	246	232	42	190
Equal Employment Opportunity Commission	34	(**)	34	154	(**)	154	152	(**)	151
Export-Import Bank of the United States	-4	.....	-4	10	.....	10	23	.....	23
Federal Communications Commission:									
Universal Service Fund	677	.....	677	2,673	.....	2,673	2,946	.....	2,946
Other	627	2	625	2,842	7	2,835	1,940	11	1,929
Federal Deposit Insurance Corporation:									
Deposit Insurance Fund	-174	.....	-174	-2,658	.....	-2,658	-1,939	.....	-1,939
FSLIC Resolution Fund	(**)	3	-3	(**)	13	-13	(**)	(**)	(**)
Total--Federal Deposit Insurance Corporation	-174	3	-177	-2,658	13	-2,670	-1,939	(**)	-1,939
Federal Drug Control Programs	18	.....	18	93	.....	93	106	.....	106
Federal Housing Finance Agency	27	.....	27	120	.....	120	115	.....	115
Institute of Museum and Library Services	25	(**)	25	136	(**)	136	124	(**)	124
Intelligence Community Management Account	43	.....	43	178	.....	178	189	.....	189
Legal Services Corporation	66	.....	66	170	.....	170	220	.....	220
National Archives and Records Administration	23	1	22	151	3	147	165	12	153
National Credit Union Administration	31	41	-11	643	749	-107	128	1,145	-1,017
National Endowment for the Arts	20	(**)	20	79	(**)	79	71	2	69
National Endowment for the Humanities	21	(**)	21	73	(**)	73	74	(**)	74
National Labor Relations Board	23	(**)	23	89	(**)	89	96	(**)	96
Nuclear Regulatory Commission	67	110	-43	275	274	1	289	290	-1
Postal Service:									
Off-Budget:									
Public Enterprise Funds	31,089	31,853	-764	54,031	53,730	301	49,385	49,240	145
Other	206	.....	206	271	.....	271	103	.....	103
Railroad Retirement Board:									
Federal Windfall Subsidy	1	.....	1	3	.....	3	4	.....	4
Federal Payments to the Railroad Retirement Accounts	206	.....	206	412	.....	412	396	.....	396
Railroad Unemployment Insurance Trust Fund:									
Benefit Payments	8	.....	8	27	.....	27	40	.....	40
Transfer To Administrative Funds	2	.....	2	7	.....	7	6	.....	6
Other	(**)	.....	(**)	(**)	.....	(**)	(**)	.....	(**)
Rail Industry Pension Fund:									
Benefit Payments	477	.....	477	1,883	.....	1,883	1,869	.....	1,869
OASDI Certifications	(**)	.....	(**)	-2	.....	-2	-1	.....	-1
Transfer to Administrative Funds	8	.....	8	32	.....	32	28	.....	28
Other	(**)	.....	(**)	(**)	.....	(**)	(**)	.....	(**)
National Railroad Retirement Investment Trust:									
Administrative Expenses	7	.....	7	20	.....	20	27	.....	27
Transfers to the Railroad Retirement Trust Funds from the National Railroad Retirement Investment Trust	256	.....	256	617	.....	617	504	.....	504
Railroad Social Security Equivalent Benefit Account:									
Benefit Payments	708	.....	708	2,666	.....	2,666	2,534	.....	2,534
Transfer To Administrative Funds	2	.....	2	7	.....	7	8	.....	8
Other	-2	.....	-2	-2	.....	-2	6	.....	6
Proprietary Receipts from the Public	.....	-425	425	.....	-101	101	.....	748	-748
Intrabudgetary Transactions:									
Other	-462	.....	-462	-1,030	.....	-1,030	-900	.....	-900
Total--Railroad Retirement Board	1,210	-425	1,635	4,640	-101	4,741	4,522	748	3,773
Securities and Exchange Commission	158	(**)	157	730	(**)	730	820	(**)	820
Smithsonian Institution	115	(**)	115	448	(**)	448	413	(**)	413
Tennessee Valley Authority	3,701	3,465	235	13,394	12,719	675	13,181	12,942	239
Other	229	683	-454	1,248	796	452	1,194	723	471
<b>Total--Independent Agencies</b>	<b>38,637</b>	<b>35,756</b>	<b>2,881</b>	<b>81,563</b>	<b>68,237</b>	<b>13,326</b>	<b>75,987</b>	<b>65,157</b>	<b>10,830</b>
<b>Undistributed Offsetting Receipts:</b>									

**Table 5. Outlays of the U.S. Government, January 2023 and Other Periods - Continued**

[\$ millions]

Classification	This Month			Current Fiscal Year to Date			Prior Fiscal Year to Date		
	Gross Outlays	Applicable Receipts	Outlays	Gross Outlays	Applicable Receipts	Outlays	Gross Outlays	Applicable Receipts	Outlays
<b>Undistributed Offsetting Receipts: - Continued</b>									
Other Interest	-1	.....	-1	-2	(**)	-2	(**)	.....	(**)
Employer Share, Employee Retirement:									
Department of Health and Human Services:									
Federal Hospital Insurance Trust Fund:									
Federal Employer Contributions	-388	.....	-388	-1,523	.....	-1,523	-1,491	.....	-1,491
Postal Service Employer Contributions	-57	.....	-57	-223	.....	-223	-195	.....	-195
Department of State:									
Foreign Service Retirement and Disability Fund	-31	.....	-31	-139	.....	-139	-134	.....	-134
Other Defense Civil Programs:									
Military Retirement Fund	-2,283	.....	-2,283	-19,639	.....	-19,639	-18,587	.....	-18,587
Department of Defense Medicare-Eligible Retiree Health Care Fund	.....	.....	.....	-10,033	.....	-10,033	-9,609	.....	-9,609
Office of Personnel Management:									
Civil Service Retirement and Disability Fund	-3,648	.....	-3,648	-15,366	.....	-15,366	-15,371	.....	-15,371
Social Security Administration:									
Federal Old-Age and Survivors Insurance Trust Fund:									
Federal Employer Contributions	-1,614	.....	-1,614	-5,649	.....	-5,649	-5,602	.....	-5,602
Federal Disability Insurance Trust Fund:									
Federal Employer Contributions	-274	.....	-274	-959	.....	-959	-951	.....	-951
Other	-2	.....	-2	-3	.....	-3	-1	.....	-1
Total--Employer Share, Employee Retirement	-8,298	.....	-8,298	-53,533	.....	-53,533	-51,940	.....	-51,940
Interest Received by Trust Funds:									
Judicial Branch:									
Judicial Survivors Annuity Fund	(**)	.....	(**)	-6	.....	-6	-6	.....	-6
Department of Health and Human Services:									
Federal Hospital Insurance Trust Fund	-32	.....	-32	-2,359	.....	-2,359	-1,307	.....	-1,307
Federal Supplementary Medical Insurance Trust Fund	-33	.....	-33	-1,976	.....	-1,976	-1,416	.....	-1,416
Department of Homeland Security:									
Oil Spill Liability Trust Fund	-25	.....	-25	-62	.....	-62	-25	.....	-25
Other	-2	.....	-2	-7	.....	-7	-10	.....	-10
Department of Labor:									
Unemployment Trust Fund	-7	.....	-7	-603	.....	-603	-443	.....	-443
Department of State:									
Foreign Service Retirement and Disability Fund	(**)	.....	(**)	-251	.....	-251	-226	.....	-226
Department of Transportation:									
Airport and Airway Trust Fund	-2	.....	-2	-82	.....	-82	-95	.....	-95
Department of Veterans Affairs:									
National Service Life Insurance Fund	(**)	.....	(**)	-15	.....	-15	-21	.....	-21
United States Government Life Insurance Fund	(**)	.....	(**)	(**)	.....	(**)	(**)	.....	(**)
Corps of Engineers	-22	.....	-22	-66	.....	-66	-5	.....	-5
Other Defense Civil Programs:									
Military Retirement Fund	-1,166	.....	-1,166	-12,202	.....	-12,202	-7,296	.....	-7,296
Educational Benefits Fund	-1	.....	-1	-3	.....	-3	-12	.....	-12
Armed Forces Retirement Home	(**)	.....	(**)	-1	.....	-1	(**)	.....	(**)
Environmental Protection Agency	-7	.....	-7	-21	.....	-21	-1	.....	-1
Office of Personnel Management:									
Civil Service Retirement and Disability Fund	-2	.....	-2	-11,769	.....	-11,769	-11,152	.....	-11,152
Social Security Administration:									
Federal Old-Age and Survivors Insurance Trust Fund	-160	.....	-160	-30,941	.....	-30,941	-32,376	.....	-32,376
Federal Disability Insurance Trust Fund	-13	.....	-13	-1,447	.....	-1,447	-1,265	.....	-1,265
Independent Agencies:									
Railroad Retirement Board	-5	.....	-5	-4	.....	-4	-35	.....	-35
Other	-1	.....	-1	-3	.....	-3	-1	.....	-1
Other	-491	.....	-491	-1,681	.....	-1,681	-46	.....	-46
Total--Interest Received by Trust Funds	-1,970	.....	-1,970	-63,499	.....	-63,499	-55,737	.....	-55,737
Rents and Royalties on the Outer Continental Shelf Lands	.....	786	-786	.....	2,333	-2,333	.....	1,747	-1,747
Spectrum Auction Proceeds	.....	.....	.....	.....	.....	.....	-81,089	.....	-81,089
<b>Total--Undistributed Offsetting Receipts</b>	<b>-10,268</b>	<b>786</b>	<b>-11,055</b>	<b>-117,034</b>	<b>2,334</b>	<b>-119,368</b>	<b>-188,765</b>	<b>1,747</b>	<b>-190,512</b>
<b>Total Outlays</b>	<b>554,325</b>	<b>68,253</b>	<b>486,072</b>	<b>2,139,428</b>	<b>206,393</b>	<b>1,933,035</b>	<b>1,975,790</b>	<b>199,864</b>	<b>1,775,927</b>
<b>Total On-Budget</b>	<b>425,355</b>	<b>36,398</b>	<b>388,957</b>	<b>1,724,664</b>	<b>152,655</b>	<b>1,572,009</b>	<b>1,601,502</b>	<b>150,616</b>	<b>1,450,886</b>
<b>Total Off-Budget</b>	<b>128,970</b>	<b>31,855</b>	<b>97,115</b>	<b>414,765</b>	<b>53,738</b>	<b>361,027</b>	<b>374,288</b>	<b>49,247</b>	<b>325,041</b>
<b>Total Surplus (+) or Deficit (-)</b>			<b>-38,784</b>			<b>-460,194</b>			<b>-258,995</b>
<b>Total On-Budget</b>			<b>-49,928</b>			<b>-461,744</b>			<b>-268,102</b>
<b>Total Off-Budget</b>			<b>+11,144</b>			<b>+1,551</b>			<b>+9,108</b>

**Table 5. Outlays of the U.S. Government, January 2023 and Other Periods - Continued**  
 [\$ millions]

**MEMORANDUM**

Receipts Offset Against Outlays (In Millions)

	Current Fiscal Year to Date	Comparable Period Prior Fiscal Year
Proprietary Receipts	96,586	95,188
Intrabudgetary Transactions	443,451	532,697
Governmental Receipts	4,807	85,672
Total Receipts Offset Against Outlays	<u>544,844</u>	<u>713,557</u>

1 Includes \$27 million for Economic Impact Payments to individuals and families.

2 Includes FICA and SECA tax credits, non-contributory military service credits, special benefits for the aged and credit for the unnegotiated OASI benefit checks.

3 Includes \$942 million for Economic Impact Payments to individuals and families.

Note: Details may not add to totals due to rounding.

... No Transactions

(\*\*) Less than absolute value of \$500,000



**Table 6. Means of Financing the Deficit or Disposition of Surplus by the U.S. Government, January 2023 and Other Periods**  
 [\$ millions]

Assets and Liabilities Directly Related to Budget Off-Budget Activity	Net Transactions (-) denotes net reduction of either liability or asset accounts			Account Balances Current Fiscal Year		
	This Month	Fiscal Year to Date		Beginning of		Close of This Month
		This Year	Prior Year	This Year	This Month	
<b>Liability Accounts:</b>						
Borrowing from the Public:						
Treasury Securities, Issued Under General Financing Authorities:						
Debt Held by the Public	66,400	284,801	1,204,281	24,299,192	24,517,592	24,583,993
Intragovernmental Holdings	-31,107	241,270	379,187	6,629,719	6,902,096	6,870,989
Total Treasury Securities Outstanding	35,293	526,071	1,583,467	30,928,912	31,419,689	31,454,982
Plus Premium on Treasury Securities	2,837	4,085	4,482	66,191	67,439	70,276
Less Discount on Treasury Securities	2,630	59,518	7,124	176,902	233,790	236,420
Total Treasury Securities Net of Premium and Discount	35,500	470,638	1,580,825	30,818,200	31,253,338	31,288,838
Agency Securities, Issued Under Special Financing Authorities (See Schedule B; for Other Agency Borrowing, See Schedule C)						
Total Federal Securities	35,744	471,329	1,581,101	30,837,552	31,273,138	31,308,881
Deduct:						
Federal Securities Held as Investments of Government Accounts (See Schedule D)						
Less Discount on Federal Securities Held as Investments of Government Accounts	49	38,260	-207	27,988	66,199	66,248
Net Federal Securities Held as Investments of Government Accounts	-31,466	202,065	377,665	6,580,718	6,814,248	6,782,783
Total Borrowing from the Public	67,209	269,264	1,203,436	24,256,835	24,458,889	24,526,099
Accrued Interest Payable to the Public	1,953	20,252	14,468	81,249	99,548	101,501
Allocations of Special Drawing Rights	2,025	7,878	-1,963	147,009	152,863	154,888
Uninvested Balances, Deposit Funds	125,780	127,438	-232,329	27,526	29,184	154,964
Miscellaneous Liability Accounts (Includes Checks Outstanding Etc.)	-15,051	-1,243	-3,828	31,176	44,983	29,932
<b>Total Liability Accounts</b>	<b>181,917</b>	<b>423,589</b>	<b>979,785</b>	<b>24,543,795</b>	<b>24,785,466</b>	<b>24,967,384</b>
<b>Asset Accounts (Deduct)</b>						
Cash and Monetary Assets:						
U.S. Treasury Operating Cash:						
Federal Reserve Account <sup>1</sup>	121,223	-68,085	527,683	635,994	446,685	567,908
Balance	121,223	-68,085	527,683	635,994	446,685	567,908
Special Drawing Rights:						
Total Holdings	2,801	10,163	-393	153,175	160,537	163,338
SDR Certificates Issued to Federal Reserve Banks	.....	.....	.....	-5,200	-5,200	-5,200
Balance	2,801	10,163	-393	147,975	155,337	158,138
Reserve Position on the U.S. Quota in the IMF:						
U.S. Subscription to International Monetary Fund:						
Direct Quota Payments	.....	.....	.....	111,629	111,629	111,629
Maintenance of Value Adjustments	1,463	5,692	-1,418	-5,406	-1,177	286
Letter of Credit Issued to IMF	-465	1,329	2,044	-78,191	-76,397	-76,862
Dollar Deposits with the IMF	4	-34	-11	-319	-357	-353
Receivable/Payable (-) for Interim Maintenance of Value Adjustments	-1,004	-3,933	994	3,621	692	-312
Balance	-3	3,054	1,609	31,334	34,390	34,388
Loans to International Monetary Fund	.....	.....	-12	921	921	921
Other Cash and Monetary Assets	-187	1,514	343	25,816	27,516	27,330
Total Cash and Monetary Assets	123,835	-53,355	529,229	842,039	664,850	788,685
Non-Federal Securities of the National Railroad Retirement Investment Trust						
Net Activity, Guaranteed Loan Financing (See Schedule E)	1,380	8,811	123,868	45,427	52,858	54,238
Net Activity, Direct Loan Financing (See Schedule E)	18,412	10,441	66,096	1,338,931	1,330,959	1,349,372
Miscellaneous Asset Accounts	186	-1,913	1,477	3,167	1,068	1,254
<b>Total Asset Accounts</b>	<b>143,134</b>	<b>-36,605</b>	<b>720,942</b>	<b>2,253,488</b>	<b>2,073,750</b>	<b>2,216,883</b>
<b>Excess of Liabilities (+) or Assets (-)</b>	<b>38,784</b>	<b>460,194</b>	<b>258,843</b>	<b>22,290,307</b>	<b>22,711,717</b>	<b>22,750,501</b>
Transactions Not Applied to Current Year's Surplus or Deficit (See Schedule A for Details)						
	.....	.....	152	.....	.....	.....
<b>Total Budget and Off-Budget Federal Entities (Financing of Deficit (+) or Disposition of Surplus (-))</b>	<b>38,784</b>	<b>460,194</b>	<b>258,995</b>	<b>22,290,307</b>	<b>22,711,717</b>	<b>22,750,501</b>

1 Major sources of information used to determine Treasury's operating cash balance include Federal Reserve Banks, Treasury Regional Finance Centers, Internal Revenue Service Centers, various electronic systems, and information on the Public Debt. Information is presented on a modified cash basis. Deposits are

reflected as received and withdrawals are reflected as processed.  
 Note: Details may not add to totals due to rounding.  
 ... No Transactions

**Table 6. Schedule A-Analysis of Change in Excess of Liabilities of the U.S. Government, January 2023 and Other Periods**

Classification	[\$ millions]		
	This Month	Fiscal Year to Date	
		This Year	Prior Year
<b>Excess of Liabilities Beginning of Period:</b>			
Based on Composition of Unified Budget in Preceding Period	22,711,717	22,290,307	20,778,901
Adjustments During Current Fiscal Year for Changes in Composition of Unified Budget:			
Revisions by Federal Agencies to the Prior Budget Results	.....	.....	136,496
Excess of Liabilities Beginning of Period (Current Basis)	22,711,717	22,290,307	20,915,397
<b>Budget Surplus (-) or Deficit:</b>			
Based on Composition of Unified Budget in Prior Fiscal Year	38,784	460,194	258,995
Total Surplus (-) or Deficit (Table 2)	38,784	460,194	258,995
Total-On-Budget (Table 2)	49,928	461,744	268,102
Total-Off-Budget (Table 2)	-11,144	-1,551	-9,108
<b>Transactions Not Applied to Current Year's Surplus or Deficit:</b>			
Other	.....	.....	-152
Total-Transactions Not Applied to Current Year's Surplus or Deficit	.....	.....	-152
<b>Excess of Liabilities Close of Period</b>	<b>22,750,501</b>	<b>22,750,501</b>	<b>21,174,239</b>

Note: Details may not add to totals due to rounding.

... No Transactions

**Table 6. Schedule B-Securities Issued by Federal Agencies Under Special Financing Authorities, January 2023 and Other Periods**

Classification	[\$ millions]					
	This Month	Net Transactions (-) denotes net reduction of liability accounts		Account Balances Current Fiscal Year		
		Fiscal Year to Date		Beginning of		Close of This Month
This Year	Prior Year	This Year	This Month			
<b>Agency Securities, Issued Under Special Financing Authorities:</b>						
Obligations Guaranteed by the United States, Issued By:						
Department of Housing and Urban Development:						
Federal Housing Administration	.....	.....	.....	19	19	19
Obligations Not Guaranteed by the United States, Issued By:						
Legislative Branch:						
Architect of the Capitol	(**)	1	1	31	32	32
Independent Agencies:						
Federal Communications Commission	.....	.....	.....	(**)	(**)	(**)
National Archives and Records Administration	.....	.....	.....	(**)	(**)	(**)
Tennessee Valley Authority	244	690	274	19,303	19,749	19,993
<b>Total Agency Securities</b>	<b>244</b>	<b>691</b>	<b>276</b>	<b>19,353</b>	<b>19,800</b>	<b>20,044</b>

Note: Details may not add to totals due to rounding.

(\*\*) Less than absolute value of \$500,000

... No Transactions

**Table 6. Schedule C (Memorandum)-Federal Agency Borrowing Financed Through the Issue of Treasury Securities, January 2023 and Other Periods**

[\$ millions]						
Classification	Transactions			Account Balances Current Fiscal Year		
	This Month	Fiscal Year to Date		Beginning of		Close of This Month
		This Year	Prior Year	This Year	This Month	
<b>Borrowing from the US Treasury:</b>						
Department of Agriculture:						
Farm Service Agency:						
Commodity Credit Corporation	473	-1,229	-1,505	13,775	12,072	12,545
Agricultural Credit Insurance Fund	173	853	918	17,396	18,076	18,249
Farm Storage Facility Loans	(**)	184	123	1,601	1,786	1,786
Emergency Boll Weevil Loan Fund	(**)	(**)	(**)	(**)	(**)	(**)
Rural Housing Service:						
Rural Housing Insurance	115	482	302	19,465	19,832	19,947
Rural Community Facility Loans Fund	26	487	532	12,320	12,781	12,807
Multifamily Housing Revitalization Loan Account	.....	.....	6	.....	.....	.....
Rural Business - Cooperative Service:						
Rural Business and Industry Loans	.....	.....	.....	70	70	70
Rural Development Loan Fund	(**)	3	3	272	275	275
Rural Economic Development Loan Fund	5	16	5	217	228	233
Renewable Energy Guaranteed Loan Account	.....	.....	.....	2	2	2
Rural Microenterprise Investment Loans	(**)	1	(**)	40	41	41
Rural Utilities Service:						
Rural Water and Waste Disposal Fund	21	320	420	14,774	15,074	15,095
Rural Electrification and Telecommunications Fund	47	236	101	6,528	6,717	6,764
Rural Telephone Bank	.....	.....	.....	60	60	60
Distance Learning and Telemedicine Program	8	21	35	556	570	578
Foreign Agricultural Service	.....	.....	.....	266	266	266
Department of Commerce:						
National Oceanic and Atmospheric Administration:						
Fisheries Finance	2	8	63	372	378	380
Department of Defense--Military Programs:						
Family Housing Improvement Loans	.....	.....	-6	1,598	1,598	1,598
Department of Education:						
College Housing and Academic Facilities Loans	.....	.....	-7	5	5	5
Historically Black College and University Capital Financing Fund	.....	.....	.....	65	65	65
Federal Direct Student Loans	13,000	48,070	56,016	847,911	882,981	895,981
Teach Grant Loans	.....	8	30	541	549	549
Temporary Student Loan Purchase Authority	.....	-897	-73	20,359	19,462	19,462
Federal Family Education Loans	.....	.....	18	36,195	36,195	36,195
Department of Energy:						
Bonneville Power Administration Fund	-46	-66	-34	5,679	5,659	5,613
Western Area Power Administration - Recovery Act	.....	.....	.....	76	76	76
Advanced Technology Vehicles Manufacturing Loans	.....	.....	-6	.....	.....	.....
Title 17 Innovative Technology Loans	(**)	2	7	688	689	690
Department of Health and Human Services:						
Consumer Operated and Oriented Plan	.....	.....	.....	401	401	401
Consumer Operated and Oriented Plan Program Contingency Fund	.....	.....	.....	108	108	108
Department of Homeland Security:						
National Flood Insurance Fund	.....	.....	.....	20,525	20,525	20,525
Disaster Assistance Loan Fund	(**)	(**)	1	8	8	9
Department of Housing and Urban Development:						
Public and Indian Housing Programs:						
Low-Rent Public Housing - Loans and Other Expenses	.....	.....	.....	1	1	1
Native Hawaiian Housing Loans	.....	(**)	1	3	3	3
Housing Programs:						
Emergency Homeowners' Relief Fund	.....	.....	.....	2	2	2
Federal Housing Administration	.....	.....	.....	93,564	93,564	93,564
Home Ownership Preservation Equity Fund	.....	.....	.....	6	6	6
Green Retrofit Program for Multifamily Housing-Recovery Act	.....	.....	.....	9	9	9
Department of the Interior:						
Bureau of Indian Affairs and Bureau of Indian Education	.....	.....	.....	(**)	(**)	(**)
Bureau of Reclamation Loan Fund	.....	.....	.....	25	25	25
Assistance to American Samoa Loan Fund	.....	(**)	(**)	7	7	7
Department of Labor:						

**Table 6. Schedule C (Memorandum)-Federal Agency Borrowing Financed Through the Issue of Treasury Securities, January 2023 and Other Periods - Continued**

Classification	Transactions			Account Balances Current Fiscal Year		
	This Month	Fiscal Year to Date		Beginning of		Close of This Month
		This Year	Prior Year	This Year	This Month	
<b>Borrowing from the US Treasury: - Continued</b>						
Black Lung Disability Trust Fund	.....	.....	.....	4,751	4,751	4,751
Department of State:						
Repatriation Loans	.....	(**)	1	3	3	3
Department of Transportation:						
Federal Highway Administration:						
Transportation Infrastructure Finance and Innovation Fund	520	2,605	251	14,837	16,922	17,442
Federal Railroad Administration:						
Railroad Rehabilitation and Improvement Loan Fund	.....	.....	383	1,140	1,140	1,140
Other	.....	.....	.....	(**)	(**)	(**)
Maritime Administration:						
Maritime Guaranteed Loan (Title XI) Fund	.....	.....	.....	89	89	89
Department of the Treasury:						
Departmental Offices:						
Community Development Financial Institutions Fund	.....	1	1	105	106	106
Temporary Credit and Liquidity Program	.....	.....	.....	1,097	1,097	1,097
Troubled Asset Relief Program	.....	.....	.....	4	4	4
Small Business Lending Financing Fund	.....	.....	.....	34	34	34
ESF - Economic Stabilization Program	.....	-2,593	-5,139	19,478	16,885	16,885
Federal Financing Bank Revolving Fund	-174	2,277	1,437	73,447	75,898	75,724
Department of Veterans Affairs:						
Veterans Housing Benefit Program Fund	.....	97	.....	462	558	558
Native American Veteran Housing Fund	.....	7	.....	93	100	100
Vocational Rehabilitation Loan Fund	.....	(**)	.....	1	1	1
Environmental Protection Agency:						
Water Infrastructure Finance and Innovation Loan Program	170	471	282	1,557	1,858	2,028
International Assistance Programs:						
International Security Assistance:						
Foreign Military Loan Program	.....	.....	.....	982	982	982
Military Debt Reduction	.....	.....	.....	39	39	39
United States International Development Finance Corporation	498	1,475	1,156	8,965	9,942	10,440
Small Business Administration:						
Business Loan Fund	.....	-9	11	2,289	2,280	2,280
Disaster Loan Fund	.....	-2,483	52,867	360,513	358,030	358,030
Independent Agencies:						
Export-Import Bank of the United States	.....	.....	65	13,501	13,501	13,501
Presidio Trust	.....	.....	.....	98	98	98
Railroad Retirement Board:						
Social Security Equivalent Benefit Account	443	1,702	1,620	4,417	5,677	6,120
Smithsonian Institution:						
John F. Kennedy Center Parking Facilities	.....	.....	.....	20	20	20
Other:						
Borrowing from the US Treasury - Other	.....	.....	.....	(**)	(**)	(**)
<b>Total Borrowing from the US Treasury</b>	<b>15,281</b>	<b>52,052</b>	<b>109,885</b>	<b>1,623,412</b>	<b>1,660,183</b>	<b>1,675,464</b>
<b>Borrowing from the Federal Financing Bank:</b>						
Department of Agriculture:						
Rural Utilities Service:						
Rural Electrification and Telecommunications Fund	-307	1,167	787	51,814	53,288	52,980
Department of Education:						
Historically Black College and University Capital Financing Fund	5	36	41	269	300	305
Department of Energy:						
Advanced Technology Vehicles Manufacturing Loans	.....	600	-148	.....	600	600
Title 17 Innovative Technology Loans	-12	251	142	15,219	15,483	15,470
Department of Health and Human Services:						
Health Maintenance Organization Loan and Loan Guarantee Fund	.....	.....	.....	(**)	(**)	(**)
Department of Housing and Urban Development:						
Housing Programs:						
Federal Housing Administration	-3	43	-6	2,716	2,762	2,759
Department of Transportation:						
Maritime Administration:						
Maritime Guaranteed Loan (Title XI) FFB Financing Account	.....	-4	-4	349	345	345

**Table 6. Schedule C (Memorandum)-Federal Agency Borrowing Financed Through the Issue of Treasury Securities,  
January 2023 and Other Periods - Continued**

[\$ millions]

Classification	Transactions			Account Balances Current Fiscal Year		
	This Month	Fiscal Year to Date		Beginning of		Close of This Month
		This Year	Prior Year	This Year	This Month	
<b>Borrowing from the Federal Financing Bank: - Continued</b>						
Department of the Treasury:						
Departmental Offices:						
Community Development Financial Institutions Fund	-9	-15	18	1,149	1,143	1,135
Department of Veterans Affairs:						
Guaranteed Transitional Housing Loans for Homeless Veterans	(**)	(**)	(**)	4	4	4
Independent Agencies:						
Postal Service	.....	.....	.....	10,000	10,000	10,000
<b>Total Borrowing from the Federal Financing Bank</b>	<b>-326</b>	<b>2,079</b>	<b>831</b>	<b>81,521</b>	<b>83,926</b>	<b>83,599</b>

Note: Details may not add to totals due to rounding.

Note: This table includes lending by the Federal Financing Bank accomplished by the purchase of agency financial assets, by the acquisition of agency debt securities, and by direct loans on behalf of an agency. The Federal Financing Bank borrows from Treasury and issues its own securities and in turn may loan

these funds to agencies in lieu of agencies borrowing directly through Treasury or issuing their own securities.

... No Transactions

(\*\*) Less than absolute value of \$500,000

**Table 6. Schedule D-Investments of Federal Government Accounts in Federal Securities, January 2023 and Other Periods**  
 [\$ millions]

Classification	Net Purchases or Sales (-)			Securities Held as Investments Current Fiscal Year		
	This Month	Fiscal Year to Date		Beginning of		Close of This Month
		This Year	Prior Year	This Year	This Month	
<b>Federal Funds:</b>						
Department of Agriculture	.....	(**)	.....	262	262	262
Department of Commerce	2	2	2	.....	.....	2
Department of Defense--Military Programs:						
Defense Cooperation Account	.....	(**)	.....	8	8	8
Department of Energy	429	1,657	1,456	59,022	60,250	60,679
Department of Health and Human Services	.....	16,396	19,183	.....	16,396	16,396
Department of Homeland Security	.....	-84	.....	2,472	2,388	2,388
Department of Housing and Urban Development:						
Housing Programs:						
Federal Housing Administration Fund	1,665	3,570	673	119,950	121,855	123,520
Government National Mortgage Association:						
Guarantees of Mortgage-Backed Securities	75	1,083	3	18,494	19,502	19,577
Department of the Interior	-616	1,715	1,707	27,231	29,562	28,946
Department of Justice	1	-7	(**)	169	161	162
Department of Labor	-48	2,583	2,132	55,641	58,271	58,224
Department of State:						
Foreign Service Retirement and Disability Fund	3	11	11	335	343	346
Other	.....	.....	(**)	12	12	12
Department of Transportation	-289	-383	63	2,418	2,324	2,035
Department of the Treasury	-588	-1,885	-1,593	20,542	19,245	18,656
Department of Veterans Affairs:						
Veterans Reopened Insurance Fund	-1	-3	-2	39	37	36
Servicemen'S Group Life Insurance Fund	.....	171	219	3,089	3,260	3,260
Other Defense Civil Programs:						
Uniformed Services Retiree Health Care Fund	-1,156	25,458	17,338	321,960	348,574	347,418
International Assistance Programs	13	80	154	6,262	6,328	6,341
Office of Personnel Management:						
Postal Service Contributions	-1,601	-2,233	-901	35,607	34,975	33,374
Independent Agencies:						
Federal Deposit Insurance Corporation:						
Deposit Insurance Fund	215	3,608	1,929	125,471	128,863	129,079
FSLIC Resolution Fund	3	12	(**)	888	897	900
Federal Housing Finance Agency	-23	75	43	114	211	189
National Credit Union Administration	9	101	1,076	22,092	22,184	22,193
Postal Service	613	2,510	-359	20,924	22,822	23,435
Other						
Treasury Securities	43	-81	-1,054	11,503	11,379	11,422
Other	213	390	180	1,724	1,901	2,113
Total Treasury Securities	-1,037	54,746	42,260	856,229	912,013	910,976
Total Federal Funds	<b>-1,037</b>	<b>54,746</b>	<b>42,260</b>	<b>856,229</b>	<b>912,013</b>	<b>910,976</b>
<b>Trust Funds:</b>						
Legislative Branch:						
Library of Congress	2	5	4	42	45	47
United States Tax Court	(**)	(**)	(**)	13	13	13
Other	2	2	2	36	36	38
Judicial Branch:						
Judicial Retirement Funds	202	238	66	1,795	1,831	2,033
Department of Agriculture	.....	.....	.....	6	6	6
Department of Commerce	.....	.....	7	.....	.....	.....
Department of Defense--Military Programs:						
Voluntary Separation Incentive Fund	5	5	-2	51	50	55
Other	-76	-129	-149	1,632	1,579	1,503
Department of Health and Human Services:						
Federal Supplementary Medical Insurance Trust Fund	-4,319	39,734	5,273	167,964	212,017	207,698
Other	9,140	27,879	16,474	181,699	200,437	209,577
Department of Homeland Security	90	120	356	11,050	11,080	11,170
Department of the Interior	9	-81	19	659	569	578
Department of Labor:						
Unemployment Trust Fund	-4,159	-3,105	6,061	73,587	74,641	70,483
Other	-6	-12	-10	60	55	48
Department of State:						
Foreign Service Retirement and Disability Fund	-62	75	92	20,681	20,818	20,757

**Table 6. Schedule D-Investments of Federal Government Accounts in Federal Securities, January 2023 and Other Periods - Continued**  
 [\$ millions]

Classification	Net Purchases or Sales (-)			Securities Held as Investments Current Fiscal Year		
	This Month	Fiscal Year to Date		Beginning of		Close of This Month
		This Year	Prior Year	This Year	This Month	
Trust Funds: - Continued						
Other	5	7	2	43	45	50
Department of Transportation:						
Airport and Airway Trust Fund	-444	2,402	-2,553	10,818	13,665	13,220
Highway Trust Fund	804	-2,385	120,947	127,547	124,357	125,161
Department of the Treasury	-103	-358	-404	4,330	4,075	3,972
Department of Veterans Affairs:						
General Post Fund, National Homes	.....	-10	.....	116	106	106
National Service Life Insurance	-33	-105	-121	1,096	1,023	991
United States Government Life Insurance Fund	(**)	(**)	(**)	1	1	1
Veterans Special Life Insurance Fund	-16	-43	-36	916	889	873
Corps of Engineers	180	809	600	9,684	10,313	10,493
Other Defense Civil Programs:						
Military Retirement Fund	3,311	164,043	118,783	1,194,652	1,355,384	1,358,696
Other	-6	-56	-28	1,067	1,017	1,011
Environmental Protection Agency	328	836	3,564	10,611	11,119	11,447
National Aeronautics and Space Administration	(**)	(**)	(**)	16	16	16
Office of Personnel Management:						
Civil Service Retirement and Disability Fund						
Treasury Securities	-46,165	-45,779	57,579	1,011,679	1,012,065	965,900
Employees Life Insurance Fund	44	123	38	50,990	51,068	51,112
Employees and Retired Employees Health Benefits Fund	-333	-1,396	-638	27,307	26,245	25,912
Social Security Administration:						
Federal Old-Age and Survivors Insurance Trust Fund	7,194	-4,488	5,385	2,723,601	2,711,919	2,719,113
Federal Disability Insurance Trust Fund	3,497	6,850	4,178	114,679	118,032	121,529
Independent Agencies:						
Harry S Truman Scholarship Foundation	.....	.....	-4	8	8	8
Japan-United States Friendship Commission	.....	-1	.....	36	35	35
Railroad Retirement Board						
Treasury Securities	607	543	67	2,452	2,389	2,996
Agency Securities	.....	.....	(**)	1	1	1
Other						
Treasury Securities	-79	-144	-355	1,552	1,487	1,408
<b>Total Treasury Securities</b>	<b>-30,379</b>	<b>185,579</b>	<b>335,197</b>	<b>5,752,475</b>	<b>5,968,433</b>	<b>5,938,054</b>
Total Agency Securities	.....	.....	(**)	1	1	1
<b>Total Trust Funds</b>	<b>-30,379</b>	<b>185,579</b>	<b>335,197</b>	<b>5,752,476</b>	<b>5,968,435</b>	<b>5,938,055</b>
<b>Grand Total</b>	<b>-31,417</b>	<b>240,325</b>	<b>377,457</b>	<b>6,608,706</b>	<b>6,880,448</b>	<b>6,849,031</b>

Note: Details may not add to totals due to rounding.

Note: Investments are in Treasury securities unless otherwise noted.

... No Transactions

(\*\*) Less than absolute value of \$500,000

**Table 6. Schedule E-Net Activity, Guaranteed and Direct Loan Financing, January 2023 and Other Periods**

[\$ millions]

Classification	Net Transactions (-) denotes net reduction of asset accounts			Account Balances Current Fiscal Year		
	This Month	Fiscal Year to Date		Beginning of		Close of This Month
		This Year	Prior Year	This Year	This Month	
<b>Guaranteed Loan Financing Activity:</b>						
Department of Agriculture:						
Office of the Secretary:						
Food Supply Chain and Agriculture Pandemic Response	-2	-9	.....	-3	-10	-11
Farm Service Agency:						
Commodity Credit Corporation Export Fund	(**)	-29	-2	130	101	102
Agricultural Credit Insurance Fund	-2	-5	-2	-178	-181	-183
Natural Resources Conservation Service:						
Agricultural Resource Conservation Demonstration Program	.....	.....	.....	(**)	(**)	(**)
Rural Housing Service:						
Rural Community Facility Loans	1	1	-2	-15	-15	-14
Rural Housing Insurance Fund	21	9	-62	2,086	2,073	2,094
Rural Business - Cooperative Service:						
Rural Business and Industry Loans	-4	-9	-14	-166	-171	-175
Renewable Energy Guaranteed Loan Account	(**)	-5	-3	-21	-26	-26
Biorefinery Assistance Loan Account	.....	.....	.....	-70	-70	-70
Rural Utilities Service:						
Rural Water and Waste Disposal Fund	(**)	(**)	(**)	-25	-25	-25
Department of Commerce:						
General Administration:						
Emergency Oil, Gas, and Steel Account	.....	.....	.....	5	5	5
Department of Defense--Military Programs	.....	.....	(**)	-38	-38	-38
Department of Education:						
Office of Student Financial Assistance:						
Federal Family Education Loans	-187	-800	-2,415	-7,716	-8,329	-8,515
Department of Energy:						
Title 17 Innovative Technology Loans	.....	.....	.....	-101	-101	-101
Department of Health and Human Services:						
Health Resources and Services Administration:						
Health Center Loans	.....	.....	(**)	-2	-2	-2
Health Education Assistance Loans	.....	.....	.....	-70	-70	-70
Department of Housing and Urban Development:						
Public and Indian Housing Programs:						
Indian Housing Loans	(**)	-5	-6	-92	-97	-98
Native Hawaiian Housing Loans	(**)	(**)	(**)	(**)	(**)	(**)
Community Planning and Development:						
Community Development Loans	.....	(**)	(**)	-4	-5	-5
Housing Programs:						
FHA-Mutual Mortgage Insurance Loans	-114	-313	753	72,410	72,210	72,097
FHA-General and Special Risk Fund	80	172	-62	7,165	7,257	7,337
Home Ownership Preservation Entity Fund	(**)	(**)	(**)	2	1	1
Government National Mortgage Association:						
Guarantees of Mortgage-Backed Securities	41	239	-621	7,785	7,983	8,024
Department of the Interior:						
Bureau of Indian Affairs and Bureau of Indian Education	(**)	-1	-1	-68	-68	-69
Department of Transportation:						
Federal Highway Administration:						
Transportation Infrastructure Finance and Innovation Fund	.....	.....	.....	(**)	(**)	(**)
Maritime Administration:						
Maritime Guaranteed Loan (Title XI) Fund	(**)	(**)	(**)	-93	-93	-93
Department of the Treasury:						
Departmental Offices:						
Air Transportation Stabilization Fund	.....	.....	.....	(**)	(**)	(**)
Troubled Assets Insurance Financing Fund	.....	.....	.....	(**)	(**)	(**)
Troubled Asset Relief Program	(**)	(**)	.....	(**)	(**)	(**)
Department of Veterans Affairs:						
Veterans Benefits Administration:						
Veterans Housing Benefit Program Fund	8	193	-768	-11,492	-11,307	-11,299
International Assistance Programs:						
Agency for International Development:						



**Table 6. Schedule E-Net Activity, Guaranteed and Direct Loan Financing, January 2023 and Other Periods - Continued**  
 [\$ millions]

Classification	Net Transactions (-) denotes net reduction of asset accounts			Account Balances Current Fiscal Year		
	This Month	Fiscal Year to Date		Beginning of		Close of This Month
		This Year	Prior Year	This Year	This Month	
<b>Guaranteed Loan Financing Activity: - Continued</b>						
Ukraine Export Credit Insurance Fund	.....	.....	.....	-267	-267	-267
Loan Guarantees to Israel	.....	.....	.....	-966	-966	-966
Urban and Environmental Credit Guaranteed Loans	.....	.....	.....	-38	-38	-38
Microenterprise and Small Enterprise Development	.....	.....	.....	(**)	(**)	(**)
Development Credit Authority Loan Fund	.....	.....	.....	-99	-99	-99
Tunisia Loan Fund	(**)	.....	.....	-1,089	-1,089	-1,089
Overseas Private Investment Corporation	.....	.....	.....	278	278	278
United States International Development Finance Corporation	-11	-69	379	241	182	171
Microenterprise and Small Enterprise Development	.....	.....	.....	(**)	(**)	(**)
Urban and Environmental Credit	(**)	3	2	15	18	18
Small Business Administration:						
Business Loan Fund	-180	-745	124,732	-53,773	-54,339	-54,519
Independent Agencies:						
Export-Import Bank of the United States	-449	-1,145	-826	-2,481	-3,177	-3,625
<b>Net Activity, Guaranteed Loan Financing</b>	<b>-796</b>	<b>-2,519</b>	<b>121,082</b>	<b>11,247</b>	<b>9,525</b>	<b>8,728</b>
<b>Direct Loan Financing Activity:</b>						
Department of Agriculture:						
Farm Service Agency:						
Agricultural Credit Insurance Fund	-50	-581	-56	15,197	14,666	14,616
Farm Storage Facility Loans	15	75	75	1,193	1,253	1,268
Apple Loans Fund	.....	.....	.....	(**)	(**)	(**)
Emergency Boll Weevil Loan Fund	.....	.....	.....	(**)	(**)	(**)
Rural Housing Service:						
Rural Community Facility Loans Fund	-37	64	178	11,274	11,375	11,338
Rural Housing Insurance Fund	-16	-50	-416	15,138	15,103	15,087
Multifamily Housing Revitalization Loan Account	.....	.....	2	524	524	524
Rural Business - Cooperative Service:						
Rural Business and Industry Loan Fund	(**)	(**)	(**)	(**)	(**)	(**)
Rural Development Loan Fund	-3	-12	-10	245	236	234
Rural Economic Development Loan Fund	2	2	-14	165	165	167
Rural Microenterprise Investment Loans	(**)	-1	-2	37	36	36
Rural Utilities Service:						
Rural Water and Waste Disposal Loans	-17	-2	-43	12,810	12,824	12,808
Rural Electrification and Telecommunications Fund	26	1,257	701	54,363	55,594	55,619
Rural Telephone Bank	(**)	-1	-4	56	56	56
Distance Learning and Telemedicine Program	3	-1	5	480	476	479
Rural Development Insurance Fund	.....	.....	.....	1,065	1,065	1,065
Foreign Agricultural Service:						
P.L. 480 Direct Loan Fund	-2	-27	-33	239	213	212
International Debt Reduction	-1	-6	-17	-97	-103	-104
Department of Commerce:						
National Oceanic and Atmospheric Administration:						
Fisheries Finance	(**)	-2	1	361	359	359
Department of Defense--Military Programs	-8	-32	-36	1,592	1,569	1,561
Department of Education:						
Office of Postsecondary Education:						
College Housing and Academic Facilities Loans	.....	(**)	(**)	5	5	5
Historically Black College and University Capital Financing Fund	5	36	41	238	269	274
Office of Student Financial Assistance:						
Federal Direct Student Loans	19,486	8,582	20,437	758,619	747,714	767,201
Teach Grant Loans	9	1	3	491	483	493
Temporary Student Loan Purchase Authority	-51	-1,236	-733	26,959	25,774	25,723
Department of Energy:						
Advanced Technology Vehicles Manufacturing Loans	.....	568	-154	-94	473	473
Title 17 Innovative Technology Loans	-12	259	149	15,281	15,553	15,541
Department of Health and Human Services:						
Consumer Operated and Oriented Plan	-7	-10	-3	56	53	46
Consumer Operated and Oriented Plan Program Contingency Fund	.....	-1	-1	44	43	43
Department of Homeland Security:						

**Table 6. Schedule E-Net Activity, Guaranteed and Direct Loan Financing, January 2023 and Other Periods - Continued**

[\$ millions]

Classification	Net Transactions (-) denotes net reduction of asset accounts			Account Balances Current Fiscal Year		
	This Month	Fiscal Year to Date		Beginning of		Close of This Month
		This Year	Prior Year	This Year	This Month	
<b>Direct Loan Financing Activity: - Continued</b>						
Disaster Assistance Loan Fund	(**)	-2	-8	-74	-75	-76
Department of Housing and Urban Development:						
Housing Programs:						
Emergency Homeowners' Relief Fund	(**)	(**)	(**)	(**)	(**)	(**)
FHA-Mutual Mortgage Insurance Loans	.....	.....	.....	(**)	(**)	(**)
FHA-General and Special Risk Fund	-3	50	-7	2,789	2,842	2,839
Green Retrofit Program for Multifamily Housing Fund	.....	(**)	-5	7	6	6
Department of the Interior:						
Bureau of Reclamation	.....	.....	.....	27	27	27
Bureau of Indian Affairs and Bureau of Indian Education	(**)	(**)	(**)	(**)	(**)	(**)
Assistance to American Samoa Loan Fund	.....	.....	.....	7	7	7
Department of State:						
Administration of Foreign Affairs:						
Repatriation Loans	(**)	(**)	-1	-3	-3	-3
Department of Transportation:						
Federal Highway Administration:						
Transportation Infrastructure Finance and Innovation Fund	-71	-243	-1,172	11,014	10,842	10,771
Tiger Tifia Loan Fund	-1	-1	-1	61	61	60
Federal Railroad Administration:						
Railroad Rehabilitation and Improvement Loan Fund	-12	-23	-19	624	612	600
Maritime Administration:						
Maritime Guaranteed Loan (Title XI) FFB Financing Account	.....	-4	-4	335	331	331
Department of the Treasury:						
Departmental Offices:						
Community Development Financial Institutions Fund	-9	-16	18	1,251	1,245	1,236
GSE Mortgage-Backed Securities Purchase Program	.....	.....	.....	4,613	4,613	4,613
Temporary Credit and Liquidity Program	-32	-89	-191	1,007	949	917
Troubled Asset Relief Program	-1	-3	(**)	3	1	(**)
Small Business Lending Program	-1	-1	-1	32	32	31
ESF - Economic Stabilization Program	-37	-2,458	-5,612	19,057	16,636	16,599
Bureau of the Fiscal Service	.....	.....	.....	(**)	(**)	(**)
Department of Veterans Affairs:						
Veterans Benefits Administration:						
Veterans Housing Benefit Program Fund	-1	-7	-22	335	329	328
Native American Veteran Housing Fund	-1	1	(**)	62	64	63
Transitional Housing Loans	(**)	(**)	(**)	-1	-1	-1
Vocational Rehabilitation Loan Fund	(**)	(**)	(**)	(**)	(**)	(**)
Environmental Protection Agency:						
Water Infrastructure Finance and Innovation Loan Program	157	457	269	1,556	1,857	2,014
International Assistance Programs:						
International Security Assistance:						
Foreign Military Loan Program	-405	-405	-405	957	957	553
Military Debt Reduction	.....	.....	.....	39	39	39
Agency for International Development:						
International Debt Reduction	.....	.....	.....	-172	-172	-172
Overseas Private Investment Corporation	.....	.....	.....	2,902	2,902	2,902
International Monetary Programs	.....	.....	.....	-278	-278	-278
United States International Development Finance Corporation	414	1,104	364	4,293	4,983	5,397
International Debt Reduction	-13	-37	.....	-75	-99	-112
Small Business Administration:						
Business Loan Fund	-4	-14	2	181	171	167
Disaster Loan Fund	-2,032	-7,003	49,545	343,547	338,576	336,544
Independent Agencies:						
Export-Import Bank of the United States	(**)	-557	-682	7,369	6,812	6,812
Federal Communications Commission:						
Spectrum Auction Loan Fund	(**)	(**)	(**)	(**)	(**)	(**)
<b>Net Activity, Direct Loan Financing</b>	<b>17,293</b>	<b>-371</b>	<b>62,137</b>	<b>1,317,705</b>	<b>1,300,041</b>	<b>1,317,334</b>

Note: Details may not add to totals due to rounding.

Note: Federal credit programs provide benefits to the public in the form of direct loans and loan guarantees. This table reflects cash transactions and balances of the nonbudgetary financing fund accounts that result from the disbursement of loans, collection of fees, repayment of principal, sale of collateral, interest, and subsidy received from the credit program accounts at

net present value in accordance with the Credit Reform Act of 1990. Unreimbursed costs such as administrative expenses and subsidy payments are reported on a cash basis and included within each program's budgetary totals in Table 5.

... No Transactions

(\*\*) Less than absolute value of \$500,000

**Table 7. Receipts and Outlays of the U.S. Government by Month, Fiscal Year 2023**

[\$ millions]

Classification	Oct.	Nov.	Dec.	Jan.	Feb.	March	April	May	June	July	Aug.	Sept.	Fiscal Year to Date	Comparable Period Prior F.Y.
<b>Receipts:</b>														
Individual Income Taxes	175,349	113,701	215,539	262,290									766,878	824,571
Corporation Income Taxes	14,630	2,943	87,818	20,828									126,219	112,248
Social Insurance and Retirement Receipts:														
Employment and General Retirement	103,735	111,795	131,685	141,684									488,899	447,716
Unemployment Insurance	3,741	3,007	530	5,968									13,245	19,667
Other Retirement	543	529	534	516									2,122	2,085
Excise Taxes	5,812	8,043	7,106	5,154									26,115	25,800
Estate and Gift Taxes	2,806	2,618	1,611	2,099									9,133	8,951
Customs Duties	8,163	7,171	6,552	6,838									28,725	32,359
Miscellaneous Receipts	3,720	2,304	3,568	1,913									11,505	43,534
<b>Total--Receipts This Year</b>	<b>318,500</b>	<b>252,111</b>	<b>454,942</b>	<b>447,288</b>									<b>1,472,842</b>	.....
<b>(On-Budget)</b>	<b>242,627</b>	<b>170,473</b>	<b>358,135</b>	<b>339,029</b>									<b>1,110,264</b>	.....
<b>(Off-Budget)</b>	<b>75,873</b>	<b>81,638</b>	<b>96,807</b>	<b>108,259</b>									<b>362,577</b>	.....
<i>Total--Receipts Prior Year</i>	<i>283,927</i>	<i>281,208</i>	<i>486,723</i>	<i>465,074</i>									.....	1,516,932
<i>(On-Budget)</i>	<i>212,635</i>	<i>204,153</i>	<i>400,594</i>	<i>365,402</i>									.....	1,182,784
<i>(Off-Budget)</i>	<i>71,292</i>	<i>77,055</i>	<i>86,129</i>	<i>99,672</i>									.....	334,148
<b>Outlays:</b>														
Legislative Branch	684	495	432	826									2,436	1,951
Judicial Branch	667	693	732	724									2,815	2,892
Department of Agriculture:														
Commodity Credit Corporation	3,058	2,084	1,683	549									7,374	8,617
Foreign Agricultural Service	188	198	168	247									800	722
Other	22,655	23,651	19,450	21,809									87,564	85,605
Department of Commerce	1,039	934	1,034	870									3,877	4,578
Department of Defense--Military Programs:														
Military Personnel	27,587	13,212	17,731	8,158									66,688	68,260
Operation and Maintenance	20,316	24,200	27,473	23,331									95,320	89,580
Procurement	8,772	15,361	14,799	7,133									46,064	45,731
Research, Development, Test, and Evaluation	14,981	3,906	11,320	6,324									36,531	34,425
Military Construction	579	1,301	846	760									3,487	3,168
Family Housing	94	118	126	91									429	417
Revolving and Management Funds	500	447	450	619									2,014	-19
Other	280	-152	92	-159									61	-118
<b>Total Department of Defense--Military Programs</b>	<b>73,110</b>	<b>58,393</b>	<b>72,836</b>	<b>46,255</b>									<b>250,594</b>	<b>241,443</b>
Department of Education	14,970	22,394	17,884	16,161									71,410	53,534
Department of Energy	947	1,704	2,983	2,314									7,949	10,836
Department of Health and Human Services:														
National Institutes of Health	3,511	4,792	3,095	3,529									14,928	13,264
Centers for Medicare and Medicaid Services:														
Grants to States for Medicaid	46,870	47,332	53,641	47,902									195,744	183,209
Federal Hospital Insurance Trust Fund	14,140	33,527	35,719	32,359									115,744	117,536
Federal Supplementary Medical Insurance Trust Fund	17,797	51,136	45,869	52,500									167,303	180,302
Other	43,960	36,555	44,734	46,214									171,464	157,789
Administration for Children and Families	7,274	6,736	7,771	6,764									28,546	26,771
Other	-46,062	-36,146	-54,524	-51,165									-187,897	-151,898
Department of Homeland Security	8,276	6,649	8,392	6,955									30,273	27,852
Department of Housing and Urban Development	4,902	4,662	5,354	3,919									18,836	17,239
Department of the Interior	1,279	1,226	1,156	1,179									4,840	4,857
Department of Justice	3,674	3,637	3,137	3,290									13,739	12,379
Department of Labor:														
Unemployment Trust Fund	2,230	2,069	2,886	3,432									10,616	13,593
Other	-3,735	2,042	2,915	38,292									39,513	4,858
Department of State	2,651	2,268	4,010	1,904									10,834	10,718
Department of Transportation:														
Highway Trust Fund	4,218	3,865	3,556	2,522									14,161	12,566
Other	4,533	5,351	5,439	3,876									19,199	22,754
Department of the Treasury:														
Interest on Treasury Debt Securities (Gross)	47,574	55,019	107,412	51,078									261,084	196,139
Other	20,046	13,564	24,661	9,074									67,345	107,558
Department of Veterans Affairs:														

**Table 7. Receipts and Outlays of the U.S. Government by Month, Fiscal Year 2023 - Continued**

[\$ millions]

Classification	Oct.	Nov.	Dec.	Jan.	Feb.	March	April	May	June	July	Aug.	Sept.	Fiscal Year to Date	Com-parable Period Prior F.Y.
Outlays: - Continued														
Compensation and Pensions	771	11,149	22,583	771									35,274	40,144
National Service Life	30	29	28	31									118	149
Other	10,607	11,328	12,316	11,070									45,321	42,675
Corps of Engineers	505	1,109	1,072	275									2,961	3,032
Other Defense Civil Programs	-127	5,576	11,317	1,520									18,286	21,138
Environmental Protection Agency	770	706	849	691									3,016	3,195
Executive Office of the President	42	37	40	39									159	148
General Services Administration	-284	128	64	-399									-490	-388
International Assistance Programs:														
International Security Assistance	2,038	5,501	2,057	414									10,010	5,616
Multilateral Assistance	322	260	1	2									586	599
Agency for International Development	1,595	998	970	1,887									5,449	3,054
Other	-366	-1,050	-2,745	-2,566									-6,727	-1,906
National Aeronautics and Space Administration	1,715	2,109	3,008	1,642									8,474	7,735
National Science Foundation	691	653	625	595									2,564	2,420
Office of Personnel Management	10,103	10,110	9,536	10,876									40,625	37,775
Small Business Administration	290	157	107	208									762	13,903
Social Security Administration:														
Federal Old-Age and Survivors Insurance Trust Fund (Off-Budget)	92,400	92,255	92,180	100,551									377,386	342,128
Federal Disability Insurance Trust Fund (Off-Budget)	12,225	11,902	12,057	12,972									49,156	47,433
Other	-4	4,923	9,851	287									15,057	19,098
Deposit Insurance Fund	-86	-437	-1,961	-174									-2,658	-1,939
FSLIC Resolution Fund	-2	-3	-4	-3									-13	(**)
Postal Service:														
Off-Budget:														
Public Enterprise Funds	1,239	-21	-153	-764									301	145
Other	55	.....	10	206									271	103
Tennessee Valley Authority	-38	151	326	235									675	239
Other	5,110	2,941	3,317	3,381									14,749	12,281
Undistributed Offsetting Receipts:														
Employer Share, Employee Retirement	-28,832	-8,151	-8,253	-8,298									-53,533	-51,940
Interest Received by Trust Funds	-4,136	-5,972	-51,422	-1,970									-63,499	-55,737
Rents and Royalties on the Outer Continental Shelf Lands	-715	-571	-261	-786									-2,333	-1,747
Other	-1	(**)	-1	-1									-2	-81,089
<b>Totals This Year:</b>														
<b>Total Outlays</b>	<b>406,374</b>	<b>500,646</b>	<b>539,943</b>	<b>486,072</b>									<b>1,933,035</b>	.....
<b>(On-Budget)</b>	<b>315,869</b>	<b>399,543</b>	<b>467,639</b>	<b>388,957</b>									<b>1,572,009</b>	.....
<b>(Off-Budget)</b>	<b>90,505</b>	<b>101,103</b>	<b>72,304</b>	<b>97,115</b>									<b>361,027</b>	.....
<b>Total-Surplus (+) or Deficit (-)</b>	<b>-87,874</b>	<b>-248,535</b>	<b>-85,001</b>	<b>-38,784</b>									<b>-460,194</b>	.....
<b>(On-Budget)</b>	<b>-73,242</b>	<b>-229,070</b>	<b>-109,504</b>	<b>-49,928</b>									<b>-461,744</b>	.....
<b>(Off-Budget)</b>	<b>-14,632</b>	<b>-19,465</b>	<b>24,503</b>	<b>11,144</b>									<b>1,551</b>	.....
<b>Total Borrowing from the Public</b>	<b>43,244</b>	<b>194,996</b>	<b>-36,185</b>	<b>67,209</b>									<b>269,264</b>	<b>1,203,436</b>
<i>Total-Outlays Prior Year</i>	<i>448,983</i>	<i>472,543</i>	<i>508,026</i>	<i>346,375</i>									.....	<i>1,775,927</i>
<i>(On-Budget)</i>	<i>365,312</i>	<i>379,420</i>	<i>447,074</i>	<i>259,080</i>									.....	<i>1,450,886</i>
<i>(Off-Budget)</i>	<i>83,671</i>	<i>93,123</i>	<i>60,953</i>	<i>87,295</i>									.....	<i>325,041</i>
<i>Total-Surplus (+) or Deficit (-) Prior Year</i>	<i>-165,055</i>	<i>-191,335</i>	<i>-21,303</i>	<i>118,699</i>									.....	<i>-258,995</i>
<i>(On-Budget)</i>	<i>-152,677</i>	<i>-175,267</i>	<i>-46,480</i>	<i>106,321</i>									.....	<i>-268,102</i>
<i>(Off-Budget)</i>	<i>-12,379</i>	<i>-16,068</i>	<i>25,177</i>	<i>12,377</i>									.....	<i>9,108</i>

Note: Details may not add to totals due to rounding.  
... No Transactions

(\*\*) Less than absolute value of \$500,000

**Table 8. Trust Fund Impact on Budget Results and Investment Holdings as of January 31, 2023**

[\$ millions]

Classification	This Month			Fiscal Year to Date			Securities Held as Investments Current Fiscal Year		
	Receipts	Outlays	Excess	Receipts	Outlays	Excess	Beginning of		Close of
							This Year	This Month	
<b>Trust Receipts, Outlays, and Investments Held:</b>									
Airport and Airway	1,062	1,818	-756	7,079	5,915	1,164	10,818	13,665	13,220
Black Lung Disability	23	12	11	66	58	8	.....	.....	.....
Federal Disability Insurance	16,431	12,972	3,459	55,912	49,156	6,755	114,679	118,032	121,529
Federal Employees Life and Health	.....	237	-237	.....	1,224	-1,224	78,297	77,312	77,024
Federal Employees Retirement	4,399	9,174	-4,775	29,961	34,024	-4,063	1,034,168	1,034,727	988,703
Federal Hospital Insurance	40,796	32,489	8,308	143,343	116,369	26,974	177,397	196,089	205,219
Federal Old-Age and Survivors Insurance	107,677	100,551	7,127	372,753	377,386	-4,632	2,723,601	2,711,919	2,719,113
Federal Supplementary Medical Insurance	50,610	52,500	-1,890	208,342	167,303	41,039	167,964	212,017	207,698
Hazardous Substance Superfund	417	113	304	1,183	512	672	9,360	9,839	10,157
Highways	4,027	3,213	814	11,644	17,742	-6,099	127,547	124,357	125,161
Military Advances	5,486	2,753	2,734	19,662	12,561	7,101	.....	.....	.....
Military Retirement	3,448	539	2,910	152,279	18,377	133,902	1,194,652	1,355,384	1,358,696
Railroad Retirement	900	1,456	-555	3,562	5,220	-1,658	2,454	2,390	2,997
Unemployment	5,975	3,441	2,534	14,190	10,649	3,541	73,587	74,641	70,483
Veterans Life Insurance	3	49	-46	20	166	-146	2,012	1,913	1,865
All Other Trust	721	481	240	2,493	2,263	231	35,940	36,148	36,192
<b>Total Trust Fund Receipts and Outlays and Investments Held from Table 6-D</b>	<b>241,977</b>	<b>221,797</b>	<b>20,180</b>	<b>1,022,489</b>	<b>818,924</b>	<b>203,565</b>	<b>5,752,476</b>	<b>5,968,435</b>	<b>5,938,055</b>
Less: Interfund Transactions	88,646	88,646	.....	499,302	499,302	.....	.....	.....	.....
Trust Fund Receipts and Outlays on the Basis of Tables 4 & 5	153,331	133,151	20,180	523,187	319,622	203,565			
<b>Total Federal Fund Receipts and Outlays</b>	<b>294,027</b>	<b>352,990</b>	<b>-58,963</b>	<b>950,028</b>	<b>1,613,786</b>	<b>-663,758</b>			
Less: Interfund Transactions	69	69	.....	373	373	.....			
Federal Fund Receipts and Outlays on the Basis of Table 4 & 5	293,958	352,921	-58,963	949,655	1,613,413	-663,758			
<b>Net Budget Receipts &amp; Outlays</b>	<b>447,288</b>	<b>486,072</b>	<b>-38,784</b>	<b>1,472,842</b>	<b>1,933,035</b>	<b>-460,194</b>			

Note: Details may not add to totals due to rounding.

Note: Interfund receipts and outlays are transactions between Federal funds and trust funds such as Federal payments and contributions, and interest and profits on investments in Federal securities. They have no net effect on overall budget

receipts and outlays since the receipt side of such transactions is offset against budget outlays. In this table, Interfund receipts are shown as an adjustment to arrive at total receipts and outlays of trust funds respectively. ... No Transactions

A line code mapping change was made to the table for the January 2023 publication. This change moved the "Securities Held as Investments" amount for the Federal Hospital Insurance Trust Fund from the "All Other Trust" line to the "Federal Hospital Insurance" line. The amounts had been previously included in the "All Other Trust" line since February 2020. This mapping change correctly aligns the data for the trust funds and will continue to be presented in this manner moving forward.

**Table 9. Summary of Receipts by Source, and Outlays by Function of the U.S. Government, January 2023 and Other Periods**

[\$ millions]

Classification	This Month	Fiscal Year to Date	Comparable Period Prior Fiscal Year
<b>Receipts</b>			
Individual Income Taxes	262,290	766,878	824,571
Corporation Income Taxes	20,828	126,219	112,248
Social Insurance and Retirement Receipts:			
Employment and General Retirement	141,684	488,899	447,716
Unemployment Insurance	5,968	13,245	19,667
Other Retirement	516	2,122	2,085
Excise Taxes	5,154	26,115	25,800
Estate and Gift Taxes	2,099	9,133	8,951
Customs Duties	6,838	28,725	32,359
Miscellaneous Receipts	1,913	11,505	43,534
<b>Total</b>	<b>447,288</b>	<b>1,472,842</b>	<b>1,516,932</b>
<b>Net Outlays</b>			
National Defense	49,562	264,383	253,878
International Affairs	1,769	20,401	19,070
General Science, Space, and Technology	2,919	13,382	12,228
Energy	-260	-2,425	1,264
Natural Resources and Environment	2,880	14,609	14,464
Agriculture	3,251	20,228	15,980
Commerce and Housing Credit	-43	4,747	8,161
Transportation	7,689	38,244	40,191
Community and Regional Development	4,371	19,568	25,667
Education, Training, Employment, and Social Services	18,866	82,877	64,024
Health	69,068	294,226	304,574
Medicare	71,420	221,547	233,094
Income Security	81,292	256,750	275,550
Social Security	113,520	426,351	389,558
Veterans Benefits and Services	11,836	80,925	83,099
Administration of Justice	6,044	25,864	23,695
General Government	1,171	13,112	10,055
Net Interest	49,800	194,111	136,152
Undistributed Offsetting Receipts	-9,084	-55,866	-134,776
<b>Total</b>	<b>486,072</b>	<b>1,933,035</b>	<b>1,775,927</b>

Note: Details may not add to totals due to rounding.

# Explanatory Notes

## 1. Flow of Data into Monthly Treasury Statement

The *Monthly Treasury Statement (MTS)* is assembled from data in the central accounting system. The major sources of data include monthly accounting reports by Federal entities and disbursing officers, and daily reports from the Federal Reserve banks. These reports detail accounting transactions affecting receipts and outlays of the Federal Government and off-budget Federal entities, and their related effect on the assets and liabilities of the U.S. Government. Information is presented in the *MTS* on a modified cash basis.

## 2. Notes on Receipts

Receipts included in the report are classified into the following major categories: (1) budget receipts and (2) offsetting collections (also called applicable receipts). Budget receipts are collections from the public that result from the exercise of the Government's sovereign or governmental powers, excluding receipts offset against outlays. These collections, also called governmental receipts, consist mainly of tax receipts (including social insurance taxes), receipts from court fines, certain licenses, and deposits of earnings by the Federal Reserve System. Refunds of receipts are treated as deductions from gross receipts.

Offsetting collections are from other Government accounts or the public that are of a business-type or market-oriented nature. They are classified into two major categories: (1) offsetting collections credited to appropriations or fund accounts, and (2) offsetting receipts (i.e., amounts deposited in receipt accounts). Collections credited to appropriation or fund accounts normally can be used without appropriation action by Congress. These occur in two instances: (1) when authorized by law, amounts collected for materials or services are treated as reimbursements to appropriations and (2) in the three types of revolving funds (public enterprise, intra governmental, and trust); collections are netted against spending, and outlays are reported as the net amount.

Offsetting receipts in receipt accounts cannot be used without being appropriated. They are subdivided into two categories: (1) proprietary receipts - these collections are from the public and they are offset against outlays by agency and by function, and (2) intra governmental funds - these are payments into receipt accounts from Governmental appropriation or fund accounts. The transactions may be intrabudgetary when the payment and receipt both occur within the budget or from receipts from off-budget Federal entities in those cases where payment is made by a Federal entity whose budget authority and outlays are excluded from the budget totals.

Intrabudgetary transactions are subdivided into three categories: (1) interfund transactions, where the payments are from one fund group (either Federal funds or trust funds) to a receipt account in the other fund group; (2) Federal intrafund transactions, where the payments and receipts both occur within the Federal fund group; and (3) trust intrafund transactions, where the payments and receipts both occur within the trust fund group.

Offsetting receipts are generally deducted from budget authority and outlays by function, by subfunction, or by agency. There are four types of receipts, however, that are deducted from budget totals as undistributed offsetting receipts. They are: (1) agencies' payments (including payments by off-budget Federal entities) as employers into employees retirement funds, (2) interest received by trust funds, (3) rents and royalties on the Outer Continental Shelf lands, and (4) other interest (i.e., interest collected on Outer Continental Shelf money in deposit funds when such money is transferred into the budget).

## 3. Notes on Outlays

Outlays are generally accounted for on the basis of checks issued, electronic funds transferred, or cash payments made. Certain outlays do not require issuance of cash or checks. An example is charges made against appropriations for that part of employees' salaries withheld for taxes or savings bond allotments - these are counted as payments to the employee and credits for whatever purpose the money was withheld. Outlays are stated net of offsetting collections (including receipts of revolving and management funds) and of refunds. Interest on the public debt (public issues) is recognized on the accrual basis. Federal credit programs subject to the Federal Credit Reform Act of 1990 use the cash

basis of accounting and are divided into two components. The portion of the credit activities that involve a cost to the Government (mainly subsidies) is included within the budget program accounts. The remaining portion of the credit activities are in non-budget financing accounts. Outlays of off-budget Federal entities are excluded by law from budget totals. However, they are shown separately and combined with the on-budget outlays to display total Federal outlays.

## 4. Processing

The data on payments and collections are reported by account symbol into the central accounting system. In turn, the data are extracted from this system for use in the preparation of the *MTS*.

There are two major checks which are conducted to assure consistency of the data reported:

1. Verification of payment data. The monthly payment activity reported by Federal entities on the Statements of Transactions is compared to the payment activity of Federal entities as reported by disbursing officers.
2. Verification of collection data. Reported collections appearing on Statements of Transactions are compared to deposits as reported by Federal Reserve Banks.

## 5. Other Sources of Information About Federal Government Financial Activities

- *A Glossary of Terms Used in the Federal Budget Process, 2005* (Available from the U.S. Government Accountability Office, at calling 202-512-6000. This glossary provides a basic reference document of standardized definitions of terms used by the Federal Government in the budget making process).
- *Daily Treasury Statement* (Available on the internet at <https://fsapps.fiscal.treasury.gov/dts/issues>). *The Daily Treasury Statement* is published each working day of the Federal Government and provides data on the cash and debt operations of the Treasury.
- *Monthly Statement of the Public Debt of the United States* (Available on the internet at <https://fiscaldata.treasury.gov/datasets/monthly-statement-public-debt/summary-of-treasury-securities-outstanding>). This publication provides detailed information concerning the public debt.
- *Treasury Bulletin* (Available from GPO, Washington, D.C. 20401 on a subscription or single copy and on the internet at <http://www.fiscal.treasury.gov/reports-statements/treasury-bulletin/>). Quarterly, contains a mix of narrative, tables, and charts on Treasury issues, Federal financial operations, international statistics, and special reports.
- *Budget of the United States Government, Fiscal Year 20\_\_* (Available from GPO, Washington, D.C. 20401 on a subscription basis only and on the internet at <http://www.access.gpo.gov/usbudget>). This publication is a single volume which provides budget information and contains:
  - *Appendix, The Budget of the United States Government, FY 20\_\_*
  - *The United States Budget in Brief, FY 20\_\_*
  - *Analytical Perspectives*
  - *Historical Tables*
- *Combined Statement of Receipts, Outlays, and Balances of the United States Government* (Available from Bureau of the Fiscal Service, U.S. Department of Treasury, Washington, D.C. 20227 and on the internet at <https://fiscal.treasury.gov/reports-statements/combined-statement/>). This report includes budgetary results at the summary level and presents individual receipt and appropriation accounts at the detail level.

**Scheduled Release**

**The release date for the February 2023 Statement**

**will be 2:00 p.m. EST March 10, 2023.**

Internet service subscribers can access the current issue of the Monthly Treasury Statement through the Bureau of the Fiscal Service's website:

[http://www.fiscal.treasury.gov/fsreports/rpt/mthTreasStmnt/mthTreasStmnt\\_home.htm](http://www.fiscal.treasury.gov/fsreports/rpt/mthTreasStmnt/mthTreasStmnt_home.htm)