



**COMBINED STATEMENT OF RECEIPTS, OUTLAYS, & BALANCES**  
OF THE UNITED STATES GOVERNMENT

FISCAL YEAR 2024







COMMISSIONER

DEPARTMENT OF THE TREASURY  
BUREAU OF THE FISCAL SERVICE  
WASHINGTON, DC 20227

November 1, 2024

Citizens of the United States of America:

In accordance with the provisions of Section 114(a) of the Act of September 12, 1950 (31 U.S.C. 3513(a)), I am transmitting herewith the Combined Statement of Receipts, Outlays, and Balances of the United States Government for the fiscal year (FY) ended September 30, 2024.

This statement presents budget results and the cash-related assets and liabilities of the Federal Government with supporting details.

The financial results for the year include total receipts of \$4,918 billion, an increase of \$479 billion from FY 2023 receipts; total outlays of \$6,751 billion, an increase of \$616 billion from FY 2023 outlays; and a \$1,832 billion deficit, an increase of \$137 billion from the FY 2023 deficit.

The budget figures presented in this statement represent agency reporting for FY 2024 and adjustments to those year-end figures as reported through October 18, 2024. Revisions may be necessary once agencies have fully reconciled their data.

Sincerely,

A handwritten signature in blue ink that reads "Tim Gribben".

Timothy E. Gribben  
Commissioner

Enclosure



---

## Contents

---

Preface	1
Description of Accounts Relating to Cash Operations	3
Explanation of Transactions and Basis of Figures	5
<b>Part One</b>	
<b>Fiscal Year 2024 Summary</b>	
Financial Highlights	11
Receipts by Source - Summary	13
Outlays by Function	15
United States Summary General Ledger Balances	17
<b>Part Two</b>	
<b>Details of Receipts</b>	
Receipts by Source Categories	23
<b>Part Three</b>	
<b>Detail of Appropriations, Outlays, and Balances</b>	
Legislative Branch	42
Judicial Branch	68
Department of Agriculture	76
Department of Commerce	124
Department of Defense--Military Programs	140
Department of Education	192
Department of Energy	208
Department of Health and Human Services	224
Department of Homeland Security	272
Department of Housing and Urban Development	302
Department of the Interior	320
Department of Justice	356
Department of Labor	370
Department of State	386
Department of Transportation	404
Department of the Treasury	442
Department of Veterans Affairs	464
Corps of Engineers	480
Other Defense Civil Programs	486
Environmental Protection Agency	492
Executive Office of the President	498
General Services Administration	510
International Assistance Programs	516
National Aeronautics and Space Administration	544
National Science Foundation	552
Office of Personnel Management	558
Small Business Administration	564
Social Security Administration	570
Independent Agencies	576
<b>Part Four</b>	
<b>Other Information</b>	
Deposit Funds	630
Receipts by Department	655
Federal Securities Issued Under Special Financing Authority	691
Federal Securities Held as Investments of Government Accounts	693
Status of Unappropriated Receipts	701

## Contents

---

Index

707

# Preface

---

## Treasury Profile

On September 2, 1789, an act of Congress created the Department of the Treasury. Many subsequent acts influenced the development of the Department. Those acts delegated new duties and established the numerous bureaus and divisions that now compose the Department. Today, the Treasury's mission can be categorized into four basic functions: formulating and recommending economic, financial, tax and fiscal policies; serving as financial manager and financial agent for the U.S. Government; enforcing Federal finance and tax laws; and manufacturing coins and currency.

## Bureau of the Fiscal Service

The Bureau of the Fiscal Service (Fiscal Service), a bureau of the Department of the Treasury, performs a critical role in fulfilling the Treasury's mission as the Government's financial manager. For example, Fiscal Service makes Federal payments and collections. It also maintains the Government's central accounting and reporting systems. In addition, Fiscal Service administers the Government's cash management programs, credit and debt collection activities, and various other financial services.

In its role as Federal financial agent, the Fiscal Service publishes the "Combined Statement of Receipts, Outlays, and Balances of the United States Government." This statement includes data maintained in the central accounts, which are provided by Federal entities, disbursing officers and the Federal Reserve Banks.

An electronic version of the report can be found on the Fiscal Service website at <https://www.fiscal.treasury.gov/reports-statements/combined-statement/>

## Legislative Requirement

The Constitution of the United States, Article 1, Section 9, clause 7, outlines requirements for a report on the receipts and outlays of the Government. It provides, in part, that "No Money shall be drawn from the Treasury, but in Consequence of Appropriations made by law; and a regular Statement and Account of the Receipts and Expenditures of all public Money shall be published from time to time."

31 U.S.C. 3513(a) provides in part, "The Secretary of the Treasury shall prepare reports that will inform the President, Congress, and the public on the financial operations of the United States Government."

This statement is recognized as the official publication of receipts and outlays. Several major Government bodies rely on data found in this report. The Congressional Budget Office uses it to serve the needs of Congress; the Office of Management and Budget uses the data to review the President's Budget programs; the Government Accountability Office uses it to perform audit activities; the various departments and agencies of the Government use it to reconcile their accounts; and the public uses it to review the operations of their Government. The budget figures presented in this statement represent agency reporting for fiscal 2024 and adjustments to those year-end figures as reported through October 18, 2024. Revisions may be necessary once agencies have fully reconciled their data. Any changes will be published in other reports prepared by the Fiscal Service that contain related information. These include: the "Daily Treasury Statement," the "Monthly Treasury Statement of Receipts and Outlays of the United States Government," and the "Treasury Bulletin."





## Description of Accounts Relating to Cash Operations

---

The classes of accounts maintained in connection with the cash operation of the Federal Government, exclusive of public debt operations, include: (1) The accounts of fiscal officers or agents, collectively, who receive money for deposit in the U.S. Treasury or for the authorized disposition or who make expenditures by drawing checks on the Treasury of the United States or by effecting payments in some other manner; (2) the accounts of administrative agencies which classify receipt and outlay transactions according to the individual receipt, appropriation, or fund account; and (3) the accounts of the Treasury of the United States which office is responsible for the receipt and custody of money deposited by fiscal officers or agents, for the payment of checks drawn on the Treasury, and the payment of public debt securities redeemed. A set of central accounts is maintained in the Department of Treasury for the purpose of consolidating financial data reported periodically from these three sources in order to present the results of cash operations in central financial reports, for the Government as a whole, and as a means of internal control.

The central accounts relating to cash operations disclose monthly and fiscal year information on: (1) the Government's receipts by principle sources, and its outlays according to the different appropriations and other funds involved; and (2) the cash transactions, classified by types, together with certain directly related assets and liabilities which underlie such receipts and outlays. Accounting for receipts is on the basis of collections, accounting for outlays is on the basis of checks issued and cash payment made (cash basis). However, the interest on the public debt, public issues, is on the accrual basis while the interest on special issues is on the cash basis. The structure of the accounts provides for reconciliation, on a firm accounting basis, between the published reports of receipts and outlays for the Government as a whole and changes in the Treasury cash balances by means of such factors as checks outstanding, deposits in transit, and cash held outside the Treasury. Within the central accounts, receipt and outlay accounts are classified as described in the following paragraphs.

### Budget Receipt and Outlay Accounts

**General fund receipt accounts** are credited with all receipts, which are not earmarked by law for a specific purpose. General fund receipts consist principally of internal revenue collections, which include income taxes, excise taxes, estate, gift, and employment taxes. The remainder consists of customs duties and a large number of miscellaneous receipts, including fees for permits and licenses, fines, penalties, and forfeitures; interest and dividends; rentals; royalties; and sale of Government property.

**Special fund receipt accounts** are credited with receipts from specific sources which are earmarked by law for a specific purpose but which are not generated from a cycle of operations. The Congress may appropriate these receipts on an annual basis or for an indefinite period of time. Examples of special fund receipts are those arising from rents and royalties under the Mineral Leasing Act, the revenue from visitors to Yellowstone National Park, the proceeds of the sale of certain timber and reserve lands, and other receipts authorized to be credited to the reclamation fund.

**General fund expenditure accounts** are established to record amounts appropriated by Congress to be expended for the general support of the Government. Such accounts are classified according to the limitations that are established by the Congress with respect to the period of availability for obligation of the appropriation, as 1-year, multiple-year, or "no-year" (without a time limit), and with respect to the agency authorized to enter into obligations and approve outlays.

**Special fund expenditure accounts** are established to record appropriated amounts of special fund receipts to be expended for special programs in accordance with specific provisions of law. These accounts are generally available without time limit, but may also be subject to time limitations as in the case of general fund accounts.

**Revolving fund accounts** are funds authorized by specific provisions of law to finance a continuing cycle of operations in which outlays generate receipts, and the receipts are available for outlay without further action by Congress. They are classified as (a) public enterprise funds where receipts come primarily from sources outside the Government and (b) intragovernmental funds where receipts come primarily from other appropriations or funds. These accounts are usually designated as "no-year" accounts, i.e. they are without limitation as to period of availability for outlay. Examples of public enterprise revolving funds are the Tennessee Valley Authority and the Commodity Credit Corporation. Examples of intergovernmental revolving funds are the General Supply Fund administered by the General services Administration and the Government Printing Office Revolving Fund.

**Consolidated working fund accounts** are established to receive (and subsequently disburse) advance payment from the agencies or bureaus pursuant to Section 601 of the Economy Act (31 U.S.C. 1535) or other provisions of law. Consolidated working funds may be credited with advances from more than one appropriation for the procurement of goods and services to be furnished by the performing agency with the use of its own facilities within the same fiscal year. Outlays recorded in these accounts are stated net of advances credited and are classified under the agencies administering the accounts. The accounts are subject to the fiscal year limitations of the appropriations or funds from which advanced.

## Description of Accounts Relating to Cash Operations

---

**Management fund accounts** are working fund accounts authorized by law to facilitate accounting for and administration of intragovernmental activities (other than a continuing cycle of operations), which are financed by two or more appropriations. This classification is also often applied to the consolidated working funds for interagency activities described above.

**Trust fund accounts** are accounts maintained to record the receipt and outlay of monies held in trust by the Government for use in carrying out specific purposes or programs in accordance with the terms of a trust agreement or statute. The receipts of many trust funds, especially the major ones, not needed for current payments, are invested in public debt and Government Agency securities. Generally, trust fund accounts consist of separate receipt and outlay accounts, but when the trust corpus is established to perform a business-type operation, the fund is called a "trust revolving fund" and a combined receipt and outlay account is used. Some of the major trust fund accounts are the Federal Old Age and Survivors Insurance Trust Fund, Unemployment Trust Fund, Civil Service Retirement and Disability Trust Fund, The National Service Life Insurance Trust Fund, and the Highway Trust Fund.

**Allocation (formerly Transfer appropriation) accounts** are established to receive (and subsequently disburse) allocations which are treated as non-expenditure transactions at the time the allocation is made including certain transfers under Section 601 of the Economy Act (31 U.S.C. 1535), and similar provisions of law.

# Explanation of Transactions and Basis of Figures

---

As indicated in the “Table of Contents,” the Combined Statement of Receipts, Outlays, and Balances of the United States Government consists of Part One - Fiscal Year Summary Statements; Part Two – Details of Receipts; and Part Three – Details of Appropriations, Outlays, and Balances.

## Part One: Fiscal Year Summary

Part One consists of summary reports featuring Financial Highlights, Receipts by Source, and Outlays by Function. In addition a summary statement representing the Federal Government’s Central Summary General Ledger Account Balances is included.

## Part Two: Details of Receipts

Part Two of this report contains the detail of internal revenue, customs, and miscellaneous receipts. Internal revenue and customs receipts are included in this report on the basis of reports of collections, which means they are reported as of the time that the cash received is placed under accounting control. Other receipts of the Government are reported on a collections received basis. Revolving fund and management fund receipts, reimbursements, and refunds of monies previously expended are not included in the receipt tables but are deducted from gross outlays.

## Part Three: Details of Appropriations, Outlays, and Balances

Part Three of this report contains the detailed tabulations of outlays accounts, by organizational unit showing the various transactions that relate to such accounts which affect the budget surplus or deficit of the Government. The accounts are arranged according to general, special, revolving, management and trust funds; showing the titles, period of availability and account symbols. Following are explanations of the column headings in the tabulations.

### 1. Balances beginning of fiscal year

The amounts shown in the first money column represent ending balances as of the close of the preceding fiscal year. An analysis of the totals of these balances, expressed in terms of Fund Resources, is presented on the basis of reports of the administrative agencies, in accordance with the Treasury Financial Manual. Fund Resources include:

- Undisbursed balances (by fiscal year account)
- Investments in Federal securities—represent investment holding (as par value) of Government accounts in public debt or agency securities.
- Unfunded contract authority—represent unused authority.
- Funds held outside the Treasury—represent cash held outside Treasury, including cashier funds.
- Borrowing authority—may be classified as either “definite” or “indefinite.” Definite authority to borrow is stated by law as a specific aggregate sum that cumulative borrowings cannot exceed. Indefinite borrowing authority is categorized as either (1) unlimited borrowing authority – whereby the law allows the agency to borrow as needed or (2) authority set by legislative ceiling – whereby the law allows the agency to borrow as needed but sets a specific dollar limit on the amount outstanding at any one time. For accounts with definite borrowing authority, these amounts represent unused authority. For accounts with indefinite borrowing authority, these amounts represent those unpaid obligations covered by borrowing authority at the beginning of the fiscal year.

### 2. Appropriations and other obligational authority

- Appropriations—Article I, Section 9, of the Constitution of the United States provides in part that “No Money shall be drawn from the Treasury, but in Consequence of Appropriations made by Law ...” The appropriations included in this report are the amounts which Congress authorized to be established for the fiscal amounts which agencies may obligate during the time period specified in the respective appropriation acts. In some instances, the Congress re-appropriates part or all of the unobligated balances of prior-year appropriations that would otherwise expire. In other instances, the Congress authorizes the transfer of obligational authority of particular appropriation accounts and is explained by applicable footnotes. The appropriations are classified to show the amounts appropriated from an organizational standpoint, and are shown in the second money column.
- Contract authorities—represent a grant of authority by the Congress to incur obligations prior to the enactment of appropriations. Contract authority does not, in itself, permit the spending of money. It must be allowed by an appropriation to permit payment of the obligations that are incurred thereunder. New contract authority granted during the fiscal year is shown in the second money column. Appropriations enacted for the fiscal year to liquidate such authority are included in this column as current year appropriations with a corresponding decrease to unfunded contract authority.
- Authority to borrow from the Treasury and the public—In some instances, the Congress grants authority to Government corporations or agencies to make outlays from funds to be borrowed from the Secretary of the Treasury or from the public. In the case of borrowing from the Treasury, the Secretary is directed to use proceeds

## Explanation of Transactions and Basis of Figures

---

from the sale of public debt securities. Legislation is generally specific with respect to the amount of money that can be advanced by the Treasury to each corporation or agency and often requires that borrowing transaction be accomplished by the issuance of formal notes of the agency. A few agencies of the Government are authorized by law to issue their own securities to the public. Before issuing these securities, the agencies are required to secure approval from, or consult with the Secretary of the Treasury with respect to terms of the borrowing and timing thereof. Such borrowings and repayment of borrowings from the Treasury or the public represent financing transactions, and therefore, do not affect the budget surplus or deficit. (Note: The Federal Financing Bank, created by Public Law 93-224 (87 Stat. 937) dated December 29, 1973, for the purpose of consolidating the market financing of other Federal agencies, such as the U.S. Postal Service, the Export- Import Bank of the United States, the Tennessee Valley Authority and others, similarly does not affect the budget surplus or deficit.) Increases and rescissions in borrowing authority during the fiscal year are shown in the second money column.

### 3. Transfers, borrowings, and investments (net)

Transfers shown in the third money column are, in the majority of cases, for the benefit of advancing appropriation accounts. Outlays from such transfer appropriation accounts are associated with the account to which the funds were originally made available.

Other transactions shown in this column include the following:

- Borrowings—represents the net amount of actual borrowings made during the fiscal year.
- Investments—represents the net par value of purchases and sale of public debt and government agency securities.
- Funds held outside the Treasury—represents cash held outside the Treasury and net cash advances to government cashiers.

### 4. Outlays (net)

The outlays in the fourth money column are reported generally on the basis of checks issued by Government disbursing officers net of collections. Certain modifications of this basis include:

- Interest on public issues of the public debt is on an accrual basis; interest on special issues is on a cash basis.
- Where payment is made in cash rather than by check, the cash payment is the outlay.
- Certain outlays of an intragovernmental nature do not require the issuance of checks; for example, charges made against appropriations representing a part of employees' salaries which are withheld for individual income taxes and for savings bond allotments.
- Outlays are stated net of collections representing reimbursements as authorized by law, refunds of monies previously expended, and receipts of revolving and management funds. In this connection, public debt or agency securities which are acquired in lieu of other properties, or donated, are considered as "constructive" receipt of cash and therefore, the par amounts of such securities are included as receipts (reductions of outlays) of the acquiring agency.

### 5. Balances withdrawn and other transactions

The fifth money column includes net transactions for several types of activities as follows:

- Unobligated balances withdrawn—represents amounts for obligations that are no longer valid and have been canceled.
- Unexpended balances withdrawn—represents reductions of appropriations pursuant to 2 U.S.C. 102(a) which provides that the unexpended balances of appropriations which are subject to disbursement by the Secretary of the Senate or the Clerk of the House of Representatives shall be withdrawn as of September 30, of the second fiscal year following the year for which provided.
- Unobligated balances canceled—represents the unobligated balances canceled pursuant to 31 U.S.C. 1552(a) which provides that "On September 30th of the 5th fiscal year after the period of availability for obligations of a fixed appropriation account ends, the account shall be closed and any remaining balance (whether obligated or unobligated) in the account shall be cancelled and thereafter shall not be available for obligation or expenditure for any purpose."
- Capital transfers—represents non-expenditure transfers from revolving funds on account of repayment of investment or distribution of earnings.
- Adjustments to borrowing authority—represents a reduction in borrowing authority when fund resources other than borrowings were used or are available to liquidate or cover unpaid obligations.

### 6. Balances end of fiscal year

These year-end balances represent the column 1 (opening) balances as adjusted by the transactions in columns 2, 3, 4, and 5. As such, these figures become the opening balances for the succeeding fiscal period unless otherwise footnoted (i.e. September 30, 2024 closing balances will be the corresponding opening balances for fiscal year 2025). The closing balances

## Explanation of Transactions and Basis of Figures

---

of accounts with borrowing authority represent either (1) definite borrowing authority – unused borrowing authority at the close of the fiscal year or (2) indefinite borrowing authority – the amount equal to those unpaid obligations covered by borrowing authority at the close of the fiscal year.

### **Off-Budget Federal Entities**

Pursuant to the Balanced Budget and Emergency Deficit Control Act of 1985 (Public Law 99-177), those entities that were formerly off-budget are now included in the budget totals. This same legislation shifted Social Security (the Federal Old-Age Survivors Insurance Trust Fund and the Federal Disability Insurance Trust Fund) off-budget. The budgetary presentation shows federal receipts, outlays, and surpluses or deficits including Social Security, and also shows separately the on-budget and off-budget components.



# Part One

---

**Fiscal Year 2024 Summary**



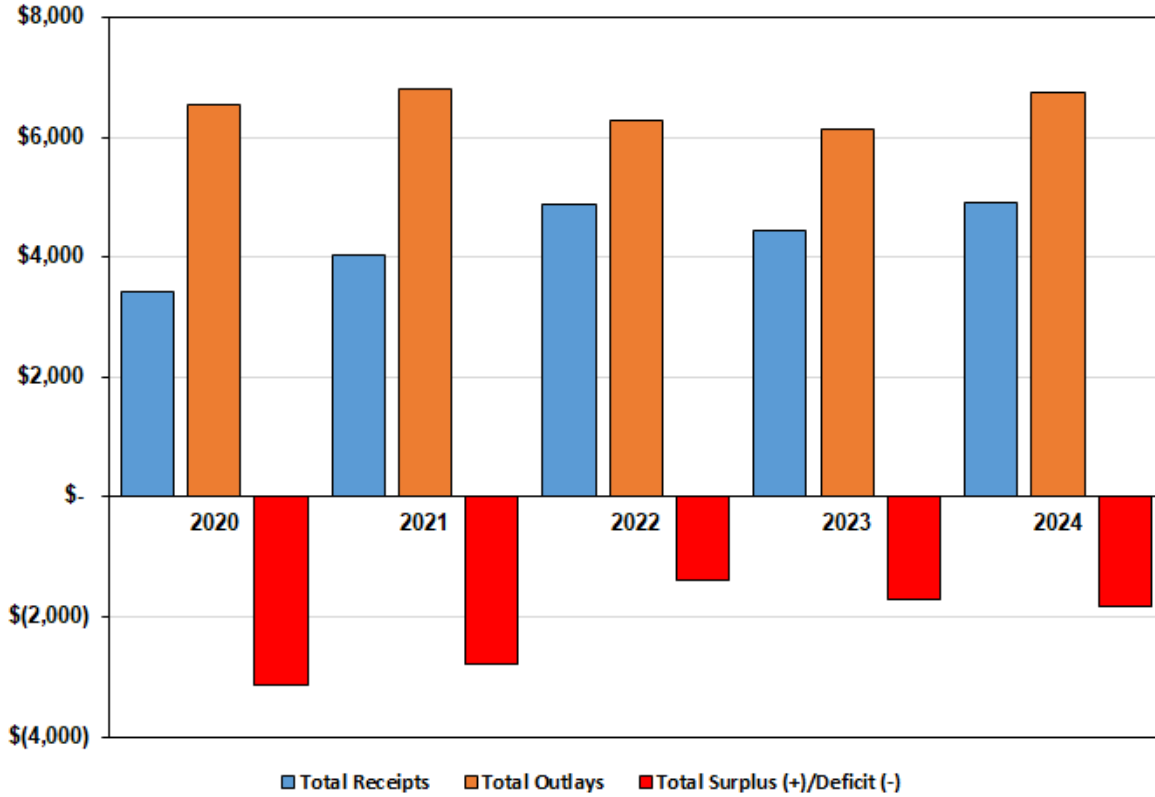


# FINANCIAL HIGHLIGHTS

This report shows only those financial highlights of the U.S. Government directly related to the cash operations of the Department of the Treasury and the rest of the Federal Government.

## Total Receipts, Outlays and Surplus (+) or Deficit (-)

(in billions of dollars)



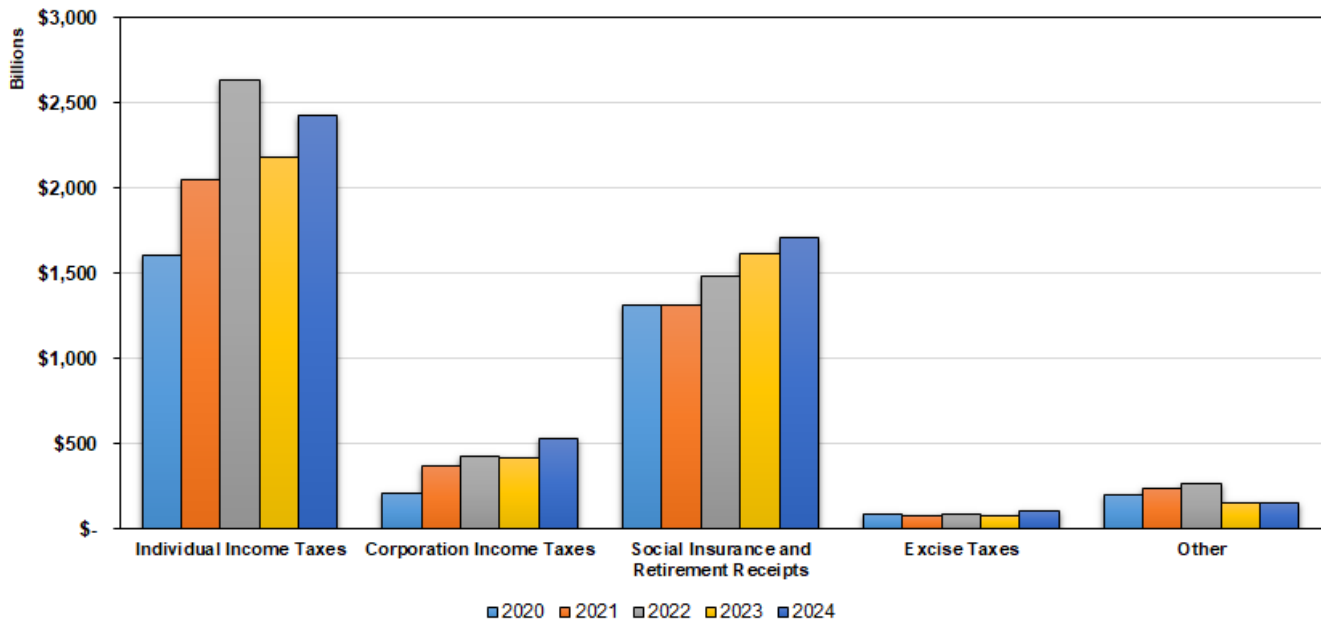
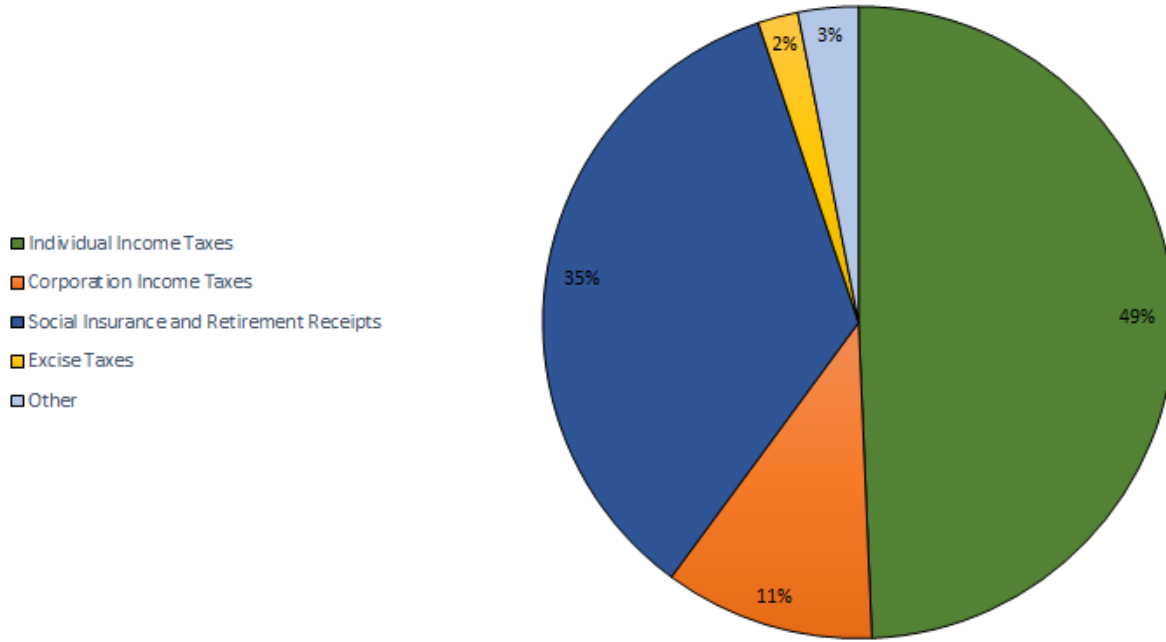
	FY 2020	FY 2021	FY 2022	FY 2023	FY 2024
Total receipts.....	3,420.0	4,046.0	4,896.1	4,439.3	4,918.1
Total outlays.....	6,551.9	6,821.6	6,271.6	6,134.5	6,750.5
Total surplus (+) or deficit (-).....	-3,131.9	-2,775.6	-1,375.5	-1,695.2	-1,832.4



# RECEIPTS BY SOURCE - SUMMARY

Total receipts for the United States Government in fiscal year 2024 were \$4,918.1 billion, an increase of 10.8 percent or \$478.8 billion above the amount from fiscal year 2023. The chart below shows total receipts divided by source.

FY 2024



## RECEIPTS BY SOURCE - SUMMARY

IN MILLIONS OF DOLLARS

Changes in receipts by source are discussed briefly in the text below. The table that follows depicts the amount of receipts for fiscal years 2024 and 2023 by source, including the amount and percentage of changes from fiscal year 2023.

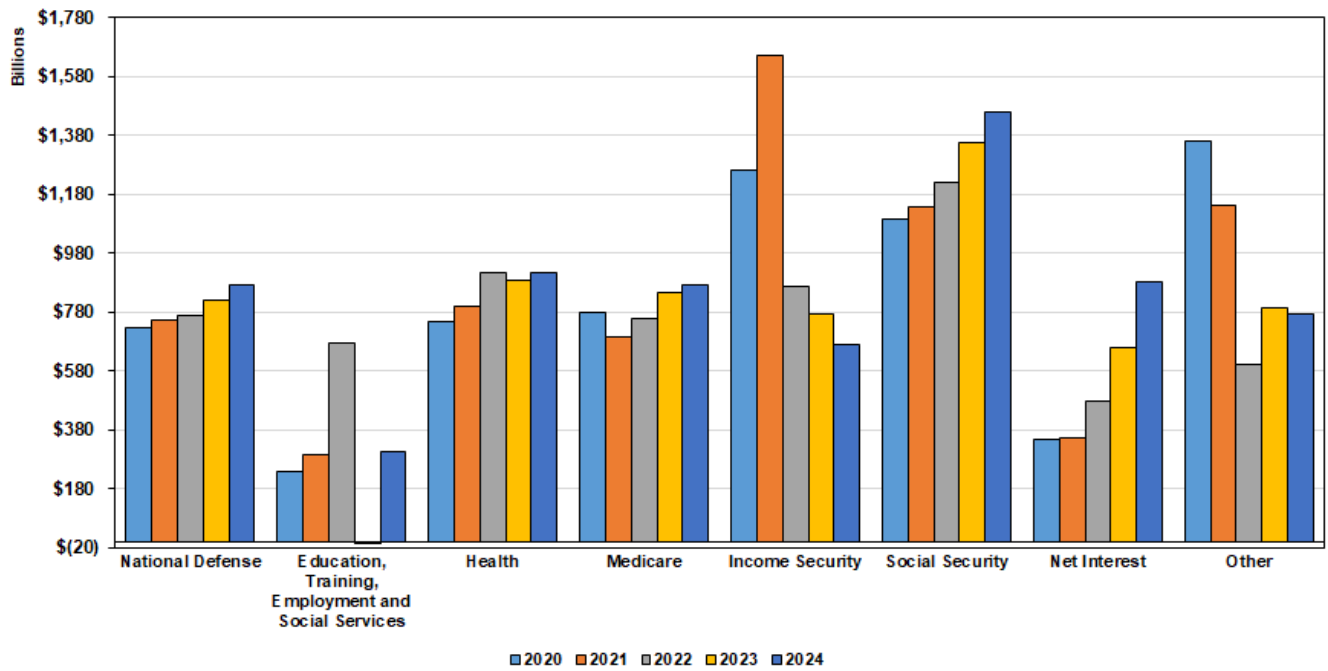
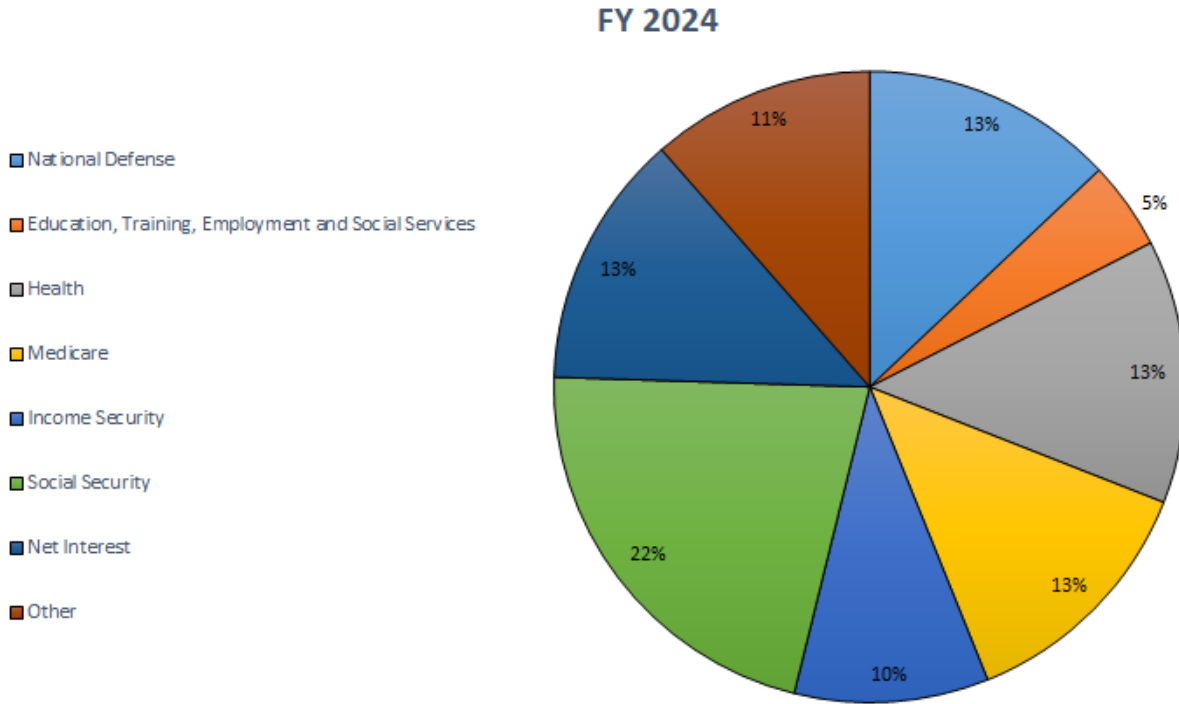
- **Individual Income Taxes** were \$2,426.1 billion in fiscal 2024, an increase of 11.5 percent or \$249.6 billion above the prior fiscal year.
- **Corporation Income Taxes** were \$529.9 billion in fiscal 2024, an increase of 26.3 percent or \$110.3 billion above the prior fiscal year.
- **Social Insurance and Retirement Receipts** were \$1,708.9 billion in fiscal year 2024, an increase of 5.9 percent or \$94.5 billion above the prior fiscal year.
  - **Employment and General Retirement** contributions were \$1,653.0 billion in fiscal year 2024, an increase of 6.1 percent or \$94.9 billion above the prior fiscal year.
  - **Unemployment Insurance** receipts were \$48.0 billion in fiscal year 2024, a decrease of 2.9 percent or \$1.4 billion below the prior fiscal year.
  - **Other Retirement** contributions were \$8.0 billion in fiscal year 2024, an increase of 15.2 percent or \$1.1 billion above the prior fiscal year.
- **Excise Taxes** were \$101.4 billion in fiscal 2024, an increase of 33.8 percent or \$25.6 billion above the prior fiscal year.
- **Other**, including estate and gift taxes, customs duties, and miscellaneous receipts were \$151.8 billion in fiscal year 2024, a decrease of 0.8 percent or \$1.2 billion below the prior fiscal year.
  - **Estate and Gift Taxes** were \$31.6 billion in fiscal 2024, a decrease of 6.1 percent or \$2.1 billion below the prior fiscal year.
  - **Customs Duties** were \$77.0 billion in fiscal 2024, a decrease of 4.1 percent or \$3.3 billion below the prior fiscal year.
  - **Miscellaneous Receipts** were \$43.2 billion in fiscal 2024, an increase of 10.8 percent or \$4.2 billion above the prior fiscal year.

	FY 2024	FY 2023	Amount Change	Percent Change
Individual Income Taxes	2,426,067	2,176,481	249,586	11.5
Corporation Income Taxes	529,867	419,584	110,283	26.3
Social Insurance and Retirement Receipts:				
Employment and General Retirement	1,652,998	1,558,148	94,850	6.1
Unemployment Insurance	47,975	49,402	-1,427	-2.9
Other Retirement	7,954	6,904	1,050	15.2
Total Social Insurance and Retirement Receipts	1,708,927	1,614,454	94,473	5.9
Excise Taxes	101,435	75,804	25,632	33.8
Other:				
Estate and Gift Taxes	31,616	33,668	-2,052	-6.1
Customs Duties	77,037	80,337	-3,300	-4.1
Miscellaneous Receipts	43,155	38,959	4,197	10.8
Total Other	151,808	152,964	-1,156	-0.8
Total Receipts	4,918,104	4,439,286	478,818	10.8

Details may not add to totals due to rounding.

# OUTLAYS BY FUNCTION

Total outlays for the United States Government in fiscal year 2024 were \$6,750.5 billion, an increase of 10.0 percent or \$616.0 billion above the amount from fiscal year 2023. The chart below shows total outlays divided by function.



## OUTLAYS BY FUNCTION

IN MILLIONS OF DOLLARS

Notable changes in outlays by function are discussed briefly in the text below. The table that follows depicts the amount of outlays for fiscal years 2024 and 2023 by function, including the amount and percentage change from fiscal year 2023.

- **National Defense** outlays were \$874.0 billion in fiscal year 2024, an increase of 6.5 percent or \$53.3 billion above the prior fiscal year.
- **Education, Training, Employment and Social Services** outlays were \$304.6 billion in fiscal year 2024, an increase of 9,906.5 percent or \$307.7 billion above the prior fiscal year.
- **Health** outlays were \$911.7 billion in fiscal year 2024, an increase of 2.5 percent or \$22.4 billion above the prior fiscal year.
- **Medicare** outlays were \$874.1 billion in fiscal year 2024, an increase of 3.1 percent or \$26.6 billion above the prior fiscal year.
- **Income Security** outlays were \$671.1 billion in fiscal year 2024, a decrease of 13.3 percent or \$103.1 billion below the prior fiscal year.
- **Social Security** outlays were \$1,460.9 billion in fiscal year 2024, an increase of 7.9 percent or \$106.6 billion above the prior fiscal year.
- **Net Interest** outlays were \$881.0 billion in fiscal year 2024, an increase of 33.7 percent or \$221.8 billion above the prior fiscal year.
- **Other** outlays were \$773.0 billion in fiscal year 2024, a decrease of 2.4 percent or \$19.4 billion below the prior fiscal year.

	FY 2024	FY 2023	Amount Change	Percent Change
National Defense	874,041	820,734	53,306	6.5
International Affairs	71,993	69,306	2,686	3.9
General Science, Space, and Technology	41,562	41,376	186	.5
Energy	13,790	-334	14,124	4,228.7
Natural Resources and Environment	56,887	45,890	10,997	24.0
Agriculture	34,747	35,554	-808	-2.3
Commerce and Housing Credit	35,568	100,310	-64,742	-64.5
Transportation	137,122	126,971	10,151	8.0
Community and Regional Development	87,766	88,905	-1,139	-1.3
Education, Training, Employment, and Social Services	304,591	-3,106	307,697	9,906.5
Health	911,684	889,297	22,387	2.5
Medicare	874,134	847,544	26,590	3.1
Income Security	671,076	774,152	-103,076	-13.3
Social Security	1,460,914	1,354,319	106,595	7.9
Veterans Benefits and Services	325,363	301,606	23,756	7.9
Administration of Justice	85,034	81,173	3,861	4.8
General Government	29,933	33,572	-3,640	-10.8
Net Interest	881,020	659,182	221,837	33.7
Undistributed Offsetting Receipts	-146,738	-131,926	-14,812	11.2
<b>Total Outlays</b>	<b>6,750,485</b>	<b>6,134,526</b>	<b>615,960</b>	<b>10.0</b>

Details may not add to totals due to rounding.

**UNITED STATES CENTRAL SUMMARY GENERAL LEDGER ACCOUNT BALANCES**

ITEM	BALANCE September 30, 2024	BALANCE September 30, 2023	NET CHANGE
<b>ASSET ACCOUNTS</b>			
Cash and monetary assets:			
U.S. Treasury operating cash: <sup>1</sup>			
810400 U.S. Treasury Operating Cash - JP Morgan Chase.....	-	-	0.00
810300 Supplementary Financing Program Account.....	-	-	0.00
810500 Repurchase Agreement (REPO).....	-	-	0.00
810600 Term Investment Account.....	-	-	0.00
810700 Short-Term Cash Investments.....	-	-	0.00
810100 + 810200 U.S. Treasury operating cash - Federal Reserve Accounts	885,725,421,907.66	656,889,356,136.07	228,836,065,771.59
Balance	<u>885,725,421,907.66</u>	<u>656,889,356,136.07</u>	<u>228,836,065,771.59</u>
Special drawing rights:			
811000 Holdings of Special Drawing Rights	172,895,025,840.23	162,057,809,212.51	10,837,216,627.72
811100 SDR Certificates Issued to Federal Reserve Banks	-10,200,000,000.00	-5,200,000,000.00	(5,000,000,000.00)
Balance	<u>162,695,025,840.23</u>	<u>156,857,809,212.51</u>	<u>5,837,216,627.72</u>
Reserve position on the U.S. quota in the IMF:			
U.S. subscription to the International Monetary Fund:			
811400 Investment in the International Monetary Fund (IMF) -			
Direct Quota Payments	111,629,078,113.37	111,629,078,113.37	-
811500 Investment in the IMF - Maintenance of Value Adjustments	941,910,993.01	-2,493,675,008.00	3,435,586,001.01
811600 Due IMF for Subscriptions and Drawing (Letter of Credit)	-81,066,130,631.95	-78,365,352,623.93	-2,700,778,008.02
811700 Receivable/Payable for Interim Maintenance of			
Value Adjustments, IMF	-2,493,276,776.96	1,569,942,844.58	-4,063,219,621.54
811800 Dollar Deposits with the IMF	-278,669,746.38	-369,912,534.95	91,242,788.57
Balance	<u>28,732,911,951.09</u>	<u>31,970,080,791.07</u>	<u>-3,237,168,839.98</u>
Loans to the International Monetary Fund:			
811900 Loans to the IMF	0.01	79,206,205.30	R -79,206,205.29
Other cash and monetary assets:			
812200 Other U.S. Treasury Monetary Assets	79,890.00	79,890.00	-
812300 General Depositories - Deferred Accounts	7,554,494.56	13,114,993.74	-5,560,499.18
812400 Transit Account - Other U.S. Treasury Monetary Assets.....	0.00	0.00	0.00
812500 Mutilated Paper Currency held by the Bureau of Engraving			
and Printing	55,211,067.11	55,876,854.01	-665,786.90
812600 Transit Account - Mutilated Paper Currency.....	0.00	0.00	0.00
1050 Bureau of Engraving and Printing Accountability for U.S. Notes....			
1060 U.S. Treasury time deposits, foreign depositories.....			
1065 U.S. Treasury Time Deposits, Minority Bank Depositories (EFTPS)..			
812900 Cash Accountability of Disbursing and Collecting Officers	915,976,478.12	1,078,316,775.58	R -162,340,297.46
813000 RFC Accountability	36,772.77	36,772.77	0.00
813200 Change in Non-Federal Securities (Market Value)	-2,653,597,083.72	-2,552,054,313.23	R -101,542,770.49
813300 Funds Held Outside of Treasury (Budgetary)	3,086,479,863.07	3,594,092,435.53	R -507,612,572.46
813400 Transit Account - Transfers of Cash - U.S. Disbursing Officers	43,402,880.16	43,402,880.16	0.00
813500 Offset of Change in Non-Federal Securities	2,653,597,083.72	2,552,054,313.23	R 101,542,770.49
813600 + 813700 + 813800 Exchange Stabilization Fund	18,722,104,164.45	17,352,909,090.07	1,369,195,074.38
813900 Revaluation of Investments in Exchange Stabilization Fund	3,074,948,355.41	4,699,364,970.73	-1,624,416,615.32
814000 Cash Accountability for USDO - Charleston	-100,278,341.18	-54,036,769.00	-46,241,572.18
814100 Cash Accountability for USDO - Bangkok	181,716,621.70	212,060,676.27	-30,344,054.57
814200 Cash Accountability for the Bureau of Engraving and Printing	-10,032.90	1,197.10	-11,230.00
Total other cash and monetary assets	<u>25,987,222,213.27</u>	<u>26,995,219,766.96</u>	<u>R -1,007,997,553.69</u>
Total cash and monetary assets	<u>1,103,140,581,912.26</u>	<u>872,791,672,111.91</u>	<u>R 230,348,909,800.35</u>
814500 Non-Federal Securities of the National Railroad Retirement			
Investment Trust	26,130,845,309.02	24,469,176,142.05	1,661,669,166.97
Guaranteed Loan Financing			
815000 Net activity, Guaranteed Loan Financing	109,710,179,111.41	82,652,031,602.28	27,058,147,509.13
Direct Loan Financing			
815500 Net activity, Direct Loan Financing	1,505,913,771,587.99	1,598,362,811,445.36	R -92,449,039,857.37
Miscellaneous asset accounts:			
816000 U.S. Treasury Miscellaneous Assets	20,685,324.88	20,685,324.88	-
816100 Foreign Depository Banks Unclassified Items	0.00	0.00	-
816200 Federal Reserve Banks, Deferred Items	0.00	0.00	-
816400 Transfer of Cash between Federal Reserve Bank.....	0.00	0.00	-
816500 Transit Account, U.S. Treasury Miscellaneous Assets.....	0.00	0.00	-
816600 Transit Account, U.S. Treasury - Owned Gold.....	0.00	0.00	-
816700 U.S. Treasury - Owned Gold	11,041,058,821.09	11,041,058,821.09	-
816800 Gold Certificate Fund, Board of Governors of the			
Federal Reserve System <sup>2</sup>	-11,036,836,601.10	-11,036,836,601.10	-
816900 Foreign Transactions (FT) - Collection and Disbursements X7000.....	0.00	0.00	0.00
817000 U.S. Currency with the IMF	278,669,746.38	369,912,534.95	R -91,242,788.57
817100 Receivable on U.S. Treasury Securities.....	0.00	0.00	-
817200 Receivable for Forged, or Incorrect Payment of all			
U. S. Government checks	276,095.32	449,531.61	-173,436.29
817300 Deferred Charge/Credit, Loans to IMF.....	0.00	0.00	0.00
817400 Deposits in Transit to the Treasury Account	-367,634,497.11	-369,672,758.98	2,038,261.87
817500 Deposits in Transit Difference Suspense.....	0.00	0.00	0.00

**UNITED STATES CENTRAL SUMMARY GENERAL LEDGER ACCOUNT BALANCES**

ITEM	BALANCE September 30, 2024	BALANCE September 30, 2023	NET CHANGE
817700 Deposits in Suspense, Electronic Funds Transfer (OFAC).....	0.00	-897,487.00	897,487.00
817800 Deposits in Suspense, Electronic Funds Transfer.....	0.00	0.00	0.00
817800 Deposits in Suspense, Electronic Funds Transfer	0.00	-	0.00
817900 E-Commerce Collections	9,864,158.18	9,715,396.53	148,761.65
818000 Transit Account - Unclassified Receipts, EFT.....	0.00	0.00	0.00
818100 Transit Account - EFT FMS.....	0.00	0.00	0.00
818000 Transit Account - Unclassified Receipts, EFT	0.00	-	0.00
818200 Undistributed Disbursing Transactions (SOT, FMS-224 Revised)	67,214,863.90	69,418,259.56	-2,203,395.66
818300 Cash Receivable, Federal Tax Deposits, Internal Revenue Service..			
818400 Transit Account - Foreign Restorations TFC's.....			
818500 Special Reclassification and Write Off of Aged Receipt Accounts and Other Outstanding Differences.....			
818600 Special Reclassification and Write Off Procedures.....			
Total miscellaneous asset accounts	13,297,911.54	103,833,021.54	R -90,535,110.00
Total asset accounts	2,744,908,675,832.22	2,578,379,524,323.14	R 166,529,151,509.08
<b>EXCESS OF LIABILITIES</b>			
Budget and off-budget financing:			
831000 Accumulated Excess of Liabilities	23,988,836,936,383.50	22,293,560,459,998.20	R 1,695,276,476,385.30
850100 Net Receipts	-4,918,104,214,376.26	-4,439,285,983,863.57	R -478,818,230,512.69
860100 Net Outlays	6,750,485,274,405.78	6,134,525,719,857.94	R 615,959,554,547.84
Total budget and off-budget financing	25,821,217,996,413.00	23,988,800,195,992.60	R 1,832,417,800,420.45
Transactions not applied to current year's surplus or deficit:			
870100 Seigniorage	50,000,000.00	0.00	50,000,000.00
870200 Profit on the sale of Gold.....	0.00	0.00	0.00
870400 Proceeds from Sale of Loan assets with Recourse.....	0.00	0.00	0.00
870500 Net Gain/Loss on IMF Loan Valuation Adjustment	-3,517,952.77	-23,716,047.10	R 20,198,094.33
870800 Special Reclass and Write-Off of Aged Budget Clearing Accounts	0.00	-957,691,591.50	957,691,591.50
870900 Premium/Discount on Early Buyback of U.S. Treasury Securities	3,456,816,619.70	2,345,403.60	3,454,471,216.10
871000 Net Gain/Loss on IMF Quota	907,588,371.45	942,321,844.08	R -34,733,472.63
Total transactions not applied to current year's surplus or deficit	4,410,887,038.38	-36,740,390.92	R 4,447,627,429.30
Total excess of liabilities (+) or assets (-)	25,816,807,109,374.60	23,988,836,936,383.50	R 1,827,970,172,991.15
Total assets and excess of liabilities	28,561,715,785,206.90	26,567,216,460,706.60	R 1,994,499,324,500.23
<b>LIABILITY ACCOUNTS</b>			
Borrowing from the public:			
Treasury securities, issued under general Financing authorities:			
820100 + 820400 Debt Held by the Public	28,307,311,391,402.20	26,330,141,573,814.30	1,977,169,817,587.90
820300 Intragovernmental Holdings	7,157,361,638,388.69	6,837,191,571,531.22	320,170,066,857.47
Total Treasury securities outstanding <sup>3</sup>	35,464,673,029,790.90	33,167,333,145,345.50	2,297,339,884,445.37
Plus Premium on Treasury Securities:			
820500 Deferred Interest (Premium) on Public Debt Subscriptions, U.S. Treasury securities	70,545,883,478.93	65,691,398,754.98	4,854,484,723.95
Less:			
Discount on Treasury Securities:			
820600 Deferred Interest (Discount) on U.S. Treasury Securities	325,726,158,383.49	264,593,983,930.01	61,132,174,453.48
Total Treasury securities net of premium and discount	35,209,492,754,886.30	32,968,430,560,170.50	2,241,062,194,715.84
Agency securities, issued under special financing authorities			
821000 Principal of Outstanding Agency Securities	20,265,428,152.26	19,567,689,129.26	697,739,023.00
Total Federal securities	35,229,758,183,038.60	32,987,998,249,299.70	2,241,759,933,738.87
Deduct:			
Federal securities held as investments of government accounts			
821500 Investment in Certain Deposit Funds	-1,169,000.00	-1,169,000.00	-
821600 Investment of Government Accounts in Public Debt Securities	7,138,955,935,552.30	6,817,833,873,299.68	321,122,062,252.62
821700 Investment of Government Accounts in Agency Securities	4,573,000.00	2,464,000.00	2,109,000.00
Total Federal securities held as investments of government accounts	7,138,959,339,552.30	6,817,835,168,299.68	321,124,171,252.62
Less			
Discount on Federal Securities:			
821800 Discount on Federal Securities Held as Investments in Government Accounts	108,514,467,181.63	69,340,778,339.78	39,173,688,841.85
Net Federal securities held as investments of government accounts less discount	7,030,444,872,370.67	6,748,494,389,959.90	281,950,482,410.77
Total borrowing from the public	28,199,313,310,667.90	26,239,503,859,339.80	1,959,809,451,328.15
Accrued interest payable to the public:			
822500 Accrued Interest Payable on Exchange of Deferred Public Debt Subscriptions, United States Treasury Securities	134,069,016,189.65	116,746,002,402.85	17,323,013,786.80



**UNITED STATES CENTRAL SUMMARY GENERAL LEDGER ACCOUNT BALANCES**

ITEM	BALANCE September 30, 2024	BALANCE September 30, 2023	NET CHANGE
Allocations of special drawing rights:			
823000 Allocation of Special Drawing Rights	155,795,220,217.45	151,041,086,636.79	4,754,133,580.66
Deposit funds:			
823500 + 823600 + 823700 + 823800 Deposit Funds	33,699,826,608.28	30,566,236,046.84 R	3,133,590,561.45
Miscellaneous liability accounts:			
824000 Corporate Securities and Interest Checks Outstanding.....	0.00	0.00	0.00
824100 Transit Account - Symbol/Serial Payment			
Edit Discrepancies on U.S. Treasury Checks.....	0.00	0.00	0.00
824200 Transit Account - Payment Account Discrepancies on U.S. Treasury checks.....	0.00	0.00	0.00
824300 Transit Account - Payment of U.S. Treasury Checks Without Issue Data.....	0.00	0.00	0.00
824400 Disbursing Officers Checks Outstanding - Unfunded Accounts of Four-Digit Symbols	14,905,841,564.41	18,036,857,631.18	-3,131,016,066.77
824500 Transit Account - Payment of U.S. Treasury Checks Pending Archive Retrieval (Deferred Payments).....	0.00	0.00	0.00
824600 Transit Accounts - Adjustment of U.S. Treasury Check Payments with Federal Reserve Banks	0.00	-1,534,133.37	1,534,133.37
824700 Transit Account - Uncollectable Payment Amount Discrepancies on US Treasury Checks.....	-1,901,095.23	-75.50	-1,901,019.73
824900 Non-Budgetary Impact Accounts.....	0.00	0.00	0.00
825000 Transit Accounts - U.S. Treasury Check Discrepancies	-54,992,522.13	-68,817,935.19	13,825,413.06
8025 Coinage Metal Accounts Payable.....	0.00	0.00	0.00
825200 Disbursing Officers' Payments - Electronic Funds Transfer.....	0.00	0.00	0.00
825300 Postal Money Orders Outstanding - Actual	590,170,977.66	661,933,205.21	-71,762,227.55
8034 Postal money orders outstanding - Estimates.....	0.00	0.00	0.00
825400 Payment Vouchers on Letters of Credit Outstanding.....	0.00	0.00	0.00
825600 Deferred Receipt and Outlay Transactions U.S. Postal Service.....	0.00	0.00	0.00
825700 Unamortized Premium (Discount) on Public Debt Securities	22,400,961,403.61	9,676,303,941.33	12,724,657,462.28
825800 Transfer of Unprocessed U.S. Treasury Checks - Unclassified.....	0.00	0.00	0.00
825900 Transit Account - Unclassified Charges, EFT.....	0.00	0.00	0.00
826000 Transit Account - Unclassified Receipts and Outlay Telegraphic Reports.....	0.00	0.00	0.00
826100 Transit Account - Checks on U.S. Treasury Cash - Unclassified...	0.00	0.00	0.00
826200 Transit Account - Suspense Items, U.S. Treasury	0.00	0.00	0.00
8071 Transit account - Check, Returned Items LP Data.....	0.00	0.00	0.00
826300 Transfer of U.S. Treasury Check Data	0.00	0.00	0.00
826400 Transit Account - Transfer of Symbol/Serial Misread Between CP&R systems.....	0.00	0.00	0.00
826500 Adjustment of U.S. Treasury Check Data.....	0.00	0.00	0.00
826600 Suspense Items, Invalid Agency Location Codes.....	0.00	0.00	0.00
826700 Transit Account - Borrowing from FFB and Treasury.....	0.00	0.00	0.00
826900 Cash-Link Miscellaneous Transfers.....	0.00	0.00	0.00
827000 Transit Account - Unprocessed Cash Link Restorations.....	0.00	0.00	0.00
827100 Cash-Link ACH Transfers.....	0.00	0.00	0.00
827200 Cash-Link, FRB Book Entry Transfer...	0.00	721,894.52	-721,894.52
827300 Federal Reserve - Electronic Tax Application Settlement...	0.00	0.00	0.00
827700 Check Claims (Suspense)	27,285,594.91	50,474,081.47	-23,188,486.56
827800 Tennessee Valley Authority Alternative Financing Transactions	946,747,824.65	983,329,213.99	-36,581,389.34
827900 Miscellaneous Liability Accounts - BPD.....	0.00	0.00	0.00
828100 Transit Account - Statement of Accountability (Department of Defense - Air Force)	243,091.08	243,091.08	-
828200 Transit Account - Statement of Accountability (Department of Defense - Army)	-10,604,122.46	-10,604,122.46	0.00
828300 Transit Account - Discrepancies in U.S. Disbursing Officers' Accounts	-450.00	-450.00	-
828500 Transit Account - Payment by One Disbursing Officer for Account of Another Disbursing Officer, Division of Disbursement and U.S. Disbursing Officers - Not Yet Classified	-55,347.03	-55,347.03	-
828600 Capital Transfer Account	34,714,604.00	31,147,179.59	3,567,424.41
828700 PIR FRB Book Transfer	-	(721,894.52)	-
Total miscellaneous liability accounts	38,838,411,523.47	29,359,276,280.30	9,479,135,243.17
Total liability accounts	28,561,715,785,206.70	26,567,216,460,706.60 R	1,994,499,324,500.13

1 Major sources of information used to determine Treasury's operating cash include Federal Reserve Banks, the Treasury Regional Finance Centers, the Internal Revenue Service Centers, the Bureau of the Fiscal Service and various electronic systems. Deposits are reflected as received and withdrawals are reflected as processed.

2 The difference between Gold and Gold Certificates represents 100,000 fine troy ounces of unmonetized gold held by the U.S. Mint as assurance that Gold Certificates are fully backed by Reserve Gold.

3 Rounding differences are due to system application errors

R Revised



# Part Two

---

## Details of Receipts



## Receipts by Source Categories

Classification	Account Symbol				Receipt Offset Against Outlays
	AID	A	MAIN	SUB	
<b>Budget Receipts</b>					
<b>Individual Income Taxes</b>					
Withheld Individual Income and FICA Taxes	020		0101	000	1,766,591,368,458.91
Individual Income Tax, Other	020		0110	000	958,868,147,824.94
Refunding Internal Revenue Collections (Indefinite), Treasury	020	X	0903	000	-299,425,846,058.36
Unidentified Cash Collections, Federal Tax Deposits, Internal Revenue Service, Ogden, Utah	020		F 3820	029	-190,858,897.03
Presidential Election Campaign Fund	020	X	5081	001	21,403,197.00
Fees, Private Collection Agent Program, Internal Revenue Service, Treasury	020	X	5510	001	63,518,942.54
Fees, Special Compliance Personnel Program, Internal Revenue Service, Treasury	020	X	5622	001	139,254,857.89
Total, Individual Income Taxes					2,426,066,988,325.89
<b>Corporation Income Taxes</b>					
Corporation Income and Excess Profits Taxes	020		0111	000	565,036,107,313.31
Refunding Internal Revenue Collections (Indefinite), Treasury	020	X	0903	000	-35,169,304,675.74
Total, Corporation Income Taxes					529,866,802,637.57
<b>Social Insurance and Retirement Receipts</b>					
<b>Employment and General Retirement</b>					
<b>Federal Old-Age and Survivors Insurance Trust Fund:</b>					
Transfers from General Fund of Amounts Equal to FICA Taxes, Federal Old-Age and Survivors Insurance Trust Fund	028	X	8006	001	1,019,575,404,331.43
Transfers from General Fund of Amounts Equal to SECA Taxes, Federal Old-Age and Survivors Insurance Trust Fund	028	X	8006	011	57,408,581,466.21
Total, Federal Old-Age and Survivors Insurance Trust Fund					1,076,983,985,797.64
<b>Federal Disability Insurance Trust Fund:</b>					
Transfers from General Fund of Amounts Equal to FICA Taxes, Federal Disability Insurance Trust Fund	028	X	8007	001	173,141,277,576.39
Transfers from General Fund of Amounts Equal to SECA Taxes, Federal Disability Insurance Trust Fund	028	X	8007	011	9,757,467,982.85
Total, Federal Disability Insurance Trust Fund					182,898,745,559.24
<b>Federal Hospital Insurance Trust Fund:</b>					
Transfers from General Fund of Amounts Equal to FICA Taxes, Federal Hospital Insurance Trust Fund	075	X	8005	001	357,052,123,829.09
Receipts from Railroad Retirement Account, Federal Hospital Insurance Trust Fund	075	X	8005	010	645,200,000.00
Transfers from General Fund of Amounts Equal to SECA Taxes, Federal Hospital Insurance Trust Fund	075	X	8005	011	29,160,322,850.95
Total, Federal Hospital Insurance Trust Fund					386,857,646,680.04
<b>Railroad Retirement:</b>					
Taxes, Social Security Equivalent Benefit Account, Railroad Retirement Board	060	X	8010	002	3,219,827,010.09
Receipts Transferred to Federal Hospital Insurance Trust Fund, Social Security Equivalent Benefit Account, Railroad Retirement Board	060	X	8010	021	-645,200,000.00
Railroad Retirement Taxes, Railroad Retirement Account	060	X	8011	002	3,682,807,429.73
Total, Railroad Retirement					6,257,434,439.82
Total, Employment and General Retirement					1,652,997,812,476.74
<b>Unemployment Insurance</b>					
Transfers from General Fund of Amounts Equal to FUTA Taxes, Unemployment Trust Fund	016	X	8042	001	8,005,052,647.93
State Accounts, Deposits by States, Unemployment Trust Fund	016	X	8042	003	39,811,466,947.58
Deposits by Railroad Retirement Board, Unemployment Trust Fund	016	X	8042	005	158,718,628.69
Total, Unemployment Insurance					47,975,238,224.20
<b>Other Retirement</b>					
<b>Federal Employees' Retirement--Employee Share:</b>					
Deductions from Employees Salaries, Judicial Survivors Annuities Fund, The Judiciary	010	X	8110	001	12,610,832.71
Deductions from Employees Salaries, Tax Court Judges Survivors Annuity Fund, United States Tax Court	023	X	8115	001	644,618.67
Judicial Officers Annuities Deducted from Employees Salaries, The Judiciary	010	X	8122	001	5,956,313.01
Deductions from Employees Salaries, Civil Service Retirement and Disability Fund	024	X	8135	001	7,278,309,771.89
Voluntary Contributions, Donations, Service Credit Payments, Etc., Civil Service Retirement and Disability Fund	024	X	8135	003	570,334,957.49
Deductions from Employees' Salaries, Foreign Service Retirement and Disability Fund, State	019	X	8186	001	54,625,230.37
Voluntary Contributions, Donations, Service Credit Payments, Etc., Foreign Service Retirement and Disability Fund, Suspense	019	X	8186	003	972,060.90
Deductions from Employees Salaries	020	X	8212	001	720,875.60
Employee Contributions, United States Court of Appeals for Veterans Claims	345	X	8290	001	101,050.99
Deductions, Armed Forces Retirement Home Trust Fund, Armed Forces Retirement Home	084	X	8522	001	6,461,299.32
Total, Federal Employees' Retirement--Employee Share					7,930,737,010.95
<b>Non-Federal Employees Retirement:</b>					
Contributions from Employing Non-Federal Agencies, Civil Service Retirement and Disability Fund	024	X	8135	021	23,219,041.77
Total, Other Retirement					7,953,956,052.72
Total, Social Insurance and Retirement Receipts					1,708,927,006,753.66
<b>Excise Taxes</b>					
Excise Taxes, State	019		0152	000	1,389,330.42
Excise Taxes	020		0152	000	10,969,115,926.50
Excise Taxes-TTB	020		0152	010	15,493,261,021.53
Excise Taxes, U.S. Customs and Border Protection, Homeland Security	070		0152	000	4,441,829,534.66
Refunding Internal Revenue Collections (Indefinite), Treasury	020	X	0903	000	1,932,848,926.40
Recovery from Airport and Airway Trust Fund for Refunds of Taxes	020		3094	000	-166,701,028.13
Land and Water Conservation Fund, Motorboat Fuels Tax, National Park Service	014		5005	003	1,000,000.00
Federal Aid to Wildlife Restoration Fund 1975	014	X	5029	003	932,096,049.76
Aviation User Fees, Overflight Fees, Federal Aviation Administration, Transportation	069	X	5422	001	158,777,857.15
Deposits, Internal Revenue Collections for Puerto Rico	020	X	5737	001	393,907,569.58
Fee on Branded Prescription Pharmaceutical Manufacturers and Importers, Federal Supplementary Medical Insurance Trust Fund	075	X	8004	008	2,788,862,314.84
Deposits, Highway Account, (Highway Trust Fund)	069	X	8102	001	37,512,193,420.74

## Receipts by Source Categories

Classification	Account Symbol				Receipt Offset Against Outlays
	AID	A	MAIN	SUB	
<b>Budget Receipts - Continued</b>					
Deposits, Mass Transit Account (Highway Trust Fund)	069	X	8102	011	4,995,064,917.33
Deposits, Airport and Airway Trust Fund	069	X	8103	001	18,292,666,641.21
Transfer from General Fund, Black Lung Benefits Revenue Act Taxes, Black Lung Disability Trust Fund	016	X	8144	001	242,562,840.00
Transfer from General Fund of Amounts Equal to Certain Taxes, Hazardous Substance Superfund	068	X	8145	001	1,405,388,261.68
Transfers from the General Fund for the Sport Fish Restoration Account, Aquatic Resources Trust Fund	070	X	8147	002	585,562,472.50
Transfers from General Fund of Amounts Equal to Certain Taxes, Leaking Underground Storage Tank Trust Fund	068	X	8153	001	208,370,973.54
Excise Taxes for Tobacco Assessments, Tobacco Trust Fund, Commodity Credit Corporation	012	X	8161	001	8,907,205.29
Transfer from General Fund of Amounts Equivalent to Certain Taxes, Vaccine Injury Compensation Trust Fund, Health and Human Services	075	X	8175	001	241,842,478.05
Transfers from General Fund of Amount Equal to Certain Taxes, Oil Spill Liability Trust Fund	070	X	8185	001	446,859,000.00
Fees on Health Insurance and Self-Insured Health Plans, Patient-Centered Outcomes Research Trust Fund	579		8299	001	442,882,061.66
Transfer from General Fund, Inland Waterways Revenue Act Taxes, Inland Waterways Trust Fund	096	X	8861	001	106,638,922.53
Total, Excise Taxes					101,435,326,697.24
<b>Estate and Gift Taxes</b>					
Estate and Gift Taxes	020		0153	000	32,867,889,578.42
Refunding Internal Revenue Collections (Indefinite), Treasury	020	X	0903	000	-1,252,013,469.44
Total, Estate and Gift Taxes					31,615,876,108.98
<b>Customs Duties</b>					
Duties on Imports	020		0310	000	57,065,398,891.17
Refunds and Drawbacks, United States Customs Service (Indefinite), Treasury	070	X	0505	000	-6,734,935,527.25
Import Duties on Arms and Ammunition	014	X	5137	002	57,422,964.51
30% of Customs Duties, Funds for Strengthening Markets, Income, and Supply (Section 32)	012		5209	001	24,519,840,488.56
3.08 Percent of Custom Duties, Agricultural Disaster Relief Trust Fund, Farm Service Agency, Agriculture	012	X	5531	001	40,566.52
Transfers from General Fund of Amounts Equal to Certain Customs Duties, Reforestation Trust Fund, Forest Service	012	X	8046	001	157,563,290.79
Custom Duties, Aquatic Resources Trust Fund, Sport Fish Restoration	070	X	8147	005	80,407,135.26
Transfers from General Fund of Amounts Equal to Certain Taxes, Harbor Maintenance Trust Fund	096	X	8863	001	1,891,172,135.33
Total, Customs Duties					77,036,909,944.89
<b>Miscellaneous Receipts</b>					
<b>Miscellaneous Taxes</b>					
National Indian Gaming Commission, Gaming Activity Fees, Interior	014	X	5141	003	29,483,349.06
Deposits, Duties and Taxes, Puerto Rico, USCS, Homeland Security	070	X	5687	001	283,026,822.10
Total, Miscellaneous Taxes					312,510,171.16
<b>Deposit of Earnings, Federal Reserve System</b>					
Deposit of Earnings, Federal Reserve System	020		0650	000	3,130,982,471.65
<b>Transfers from the Federal Reserve</b>					
Transfers from the Federal Reserve Board, Bureau of Consumer Financial Protection Fund	581	X	5577	001	729,400,000.00
<b>Defense Cooperation</b>					
Contributions from Kuwait, Host Nation Support for U.S. Relocation Activities	097	X	8337	001	67,282,519.69
Contributions from Japan, Host Nation Support for U.S. Relocation Activities	097	X	8337	003	2,445.56
Contributions from South Korea, Host Nation Support for U.S. Relocation Activities	097	X	8337	004	659,558.48
Total, Defense Cooperation					67,944,523.73
<b>Fees for Permits and Regulatory and Judicial Services</b>					
Immigration, Passport, and Consular Fees	019		0830	000	224,650,307.31
Breached Bond Penalties, Immigration and Customs Enforcement, Homeland Security	070		0834	000	8,000,000.00
Registration and Filing Fees	010		0850	000	1,303,210.00
Registration and Filing Fees	020		0850	000	2,300.00
Registration, Filing and Transaction Fees, Securities and Exchange Commission	050		0850	150	850,875,892.79
Registration and Filing Fees	070		0850	000	1,179,200.54
Registration and Filing Fees, Commodity Futures Trading Commission	339		0850	140	1,262,124.00
Registration Fees, Drug Enforcement Administration	015		0854	000	15,000,000.00
J1 Visa Waiver Application Filing Fees, Southeast Crescent Regional Commission	574		0857	000	408,000.00
Filing Fees, The Judiciary	010		0864	000	43,828,038.95
Filing Fees, Bankruptcy, The Judiciary	010		0865	000	338,581.99
Fees for Legal and Judicial Services, Not Otherwise Classified	010		0869	000	36,143,750.02
Fees for Legal and Judicial Services, Not Otherwise Classified	016		0869	000	470.06
Fees for Legal and Judicial Services, Not Otherwise Classified	019		0869	000	4,700.00
Fees for Legal and Judicial Services, Not Otherwise Classified	023		0869	000	42,330.00
Fees for Legal and Judicial Services, Not Otherwise Classified	036		0869	000	43.00
Fees for Legal and Judicial Services, Not Otherwise Classified, Court of Appeals for Veterans Affairs	345		0869	042	122,444.00
Chapter Eleven Filing Fees, Bankruptcy, Justice	015		0870	000	5,400,000.00
Miscellaneous Fees for Regulatory and Judicial Services, Not Otherwise Classified	012		0891	000	959,490.01
Miscellaneous Fees for Regulatory and Judicial Services, Not Otherwise Classified	013		0891	000	788,975.00
Miscellaneous Fees for Regulatory and Judicial Services, Not Otherwise Classified	014		0891	000	1,806.38
Miscellaneous Fees for Regulatory and Judicial Services, Not Otherwise Classified	015		0891	000	5,268,625.50
Miscellaneous Fees for Regulatory and Judicial Services, Not Otherwise Classified	019		0891	000	139,308.26
Miscellaneous Fees for Regulatory and Judicial Services, Not Otherwise Classified	020		0891	000	777,663,746.76
Miscellaneous Fees for Regulatory and Judicial Services, Not Otherwise Classified	021		0891	000	421,335.12
Miscellaneous Fees for Regulatory and Judicial Services, Not Otherwise Classified	057		0891	000	75.28
Miscellaneous Fees for Regulatory and Judicial Services, Not Otherwise Classified	096		0891	000	2,762,692.48
Users Fees for IRS Ruling and Determination	020		2411	000	2,438,467.48
Temporary L-1 Visa Fee Increase, U.S. Citizenship and Immigration Services, Homeland Security	070		2426	000	2,316,870.00
Temporary H-1B Visa Fee Increase, U.S. Citizenship and Immigration Services, Homeland Security	070		2427	000	15,226,000.00
Full Cost Recovery Fees Pursuant to OMB Circular No. A-25	012		2497	000	12,281,360.48

## Receipts by Source Categories

Classification	Account Symbol				Receipt Offset Against Outlays
	AID	A	MAIN	SUB	
<b>Budget Receipts - Continued</b>					
Coal Mining Reclamation Fees, Office of Surface Mining Reclamation and Enforcement	014	X	5015	006	84,143,611.30
Registry Fees, Appraisal Subcommittee	362	X	5026	001	8,089,294.52
Incremental Registry Fees (Dodd-Frank Act), Appraisal Subcommittee	362		5026	003	1,486,529.48
Deposits, Perishable Agricultural Commodities Act Fund	012	X	5070	001	11,046,503.86
Filing Fees, The Judiciary	010	X	5100	001	164,894,760.15
Registry Administration Account, The Judiciary	010	X	5101	001	1,576,150.69
Licenses Under Federal Power Act from Public Lands and National Forests, Payment to States	089		5105	000	3,788,128.56
Fees, Practice and Registration Fees Fund, United States Court of Appeals for Veterans Claims	345	X	5113	001	132,790.00
Earnings on Investments, Fishermen's Contingency Fund	013	X	5120	002	27,410.82
Earnings on Investments, Foreign Fishing Observer Fund	013	X	5122	002	52,239.90
Licenses Under Federal Power Act, Improvement of Navigable Waters, Maintenance and Operation of Dams, Etc.	096		5125	000	13,390,793.32
Migratory Birds Hunting Stamps	014	X	5137	001	23,349,916.27
Migratory Birds Hunting Stamps (Conservation Easements), U.S. Fish and Wildlife Service, Interior	014	X	5137	004	15,293,081.98
Agricultural Quarantine Inspection User Fee Account, Animal and Plant Health Inspection Service	012	X	5161	001	867,292,275.47
Fees from JSCT (Jukebox, Satellite, and Cable Television) for Operating Costs, Copyright Office, Library of Congress	003	X	5175	001	6,314,475.00
Universal Service Fund, Federal Communications Commission	027	X	5183	001	8,370,471,394.62
Permit Title Registration Fee, Limited Access System Administration Fund, National Oceanic and Atmospheric Administration	013	X	5284	001	12,385,009.34
Enrolled Agent Fees Increase, Internal Revenue Service, Miscellaneous Retained Fees, Treasury	020	X	5432	004	8,628,700.49
Tax Preparer Registration Fees, IRS Miscellaneous Retained Fees, Internal Revenue Service, Treasury	020	X	5432	006	9,546,125.00
Access Fees, Western Pacific Sustainable Fisheries Fund, National Oceanic Atmospheric Administration	013	X	5439	001	750,000.00
Fees on GSES for Administrative Expenses, Federal Housing Finance Agency	537	X	5532	001	402,185,875.00
Registration Fees, Securities and Exchange Commission Reserve Fund	050	X	5566	001	50,000,000.00
Interstate Land Sales, Bureau of Consumer Financial Protection	581	X	5577	003	77,200.00
Fees, Travel Promotion Fund, Corporation for Travel Promotion	580		5585	001	216,469,218.00
Fees and Assessments, Financial Research Fund, Departmental Offices, Treasury	020	X	5590	001	122,084,406.00
Electronic System for Travel Authorization (ESTA) Fees, U.S. Customs and Border Protection, Homeland Security	070	X	5595	001	51,538,476.00
Fees, North Pacific Fishery Observer Fund, National Oceanic and Atmospheric Administration, Commerce	013	X	5598	001	4,019,638.11
Fees, HIRE Vets Medallion Award Fund, Departmental Management, Labor	016	X	5623	001	152,040.00
Fees for Regulatory and Judicial Services, United States Tax Court	023	X	5633	001	1,155,986.98
Contributions for Telecommunications Relay Services, Telecommunications Relay Services Fund	027	X	5700	001	1,332,947,698.91
Receipts, Risk Adjustment Program, Centers for Medicare and Medicaid Services	075	X	5733	001	11,200,675,138.56
Drug and Alcohol Clearinghouse Fees, Motor Carrier Safety Operations and Programs, Transportation	069	X	8159	003	7,512,567.55
Total, Fees for Permits and Regulatory and Judicial Services					25,000,307,581.29
<b>Fines, Penalties, and Forfeitures</b>					
Fines, Penalties, and Forfeitures, Agricultural Laws	012		1010	000	3,310,671.13
Fines, Penalties, and Forfeitures, Immigration and Labor Laws	016		1030	000	255,053,814.85
Fines, Penalties, and Forfeitures, Immigration and Labor Laws	070		1030	000	10,223,061.13
Fines, Penalties, and Forfeitures, Customs, Commerce and Antitrust Laws	013		1040	000	60,000,000.00
Fines, Penalties, and Forfeitures, Customs, Commerce and Antitrust Laws, General Administration, Justice	015		1040	003	12,022,261.15
Fines, Penalties, and Forfeitures, Customs, Commerce and Antitrust Laws	029		1040	000	15,994,957.70
Fines, Penalties, and Forfeitures, Customs, Commerce and Antitrust Laws	061		1040	000	36,500,000.00
Fines, Penalties, and Forfeitures, Customs, Commerce and Antitrust Laws	069		1040	000	46,355,872.14
Fines, Penalties, and Forfeitures, Customs, Commerce and Antitrust Laws	070		1040	000	480,503,980.70
Fines, Penalties, and Forfeitures, Narcotic, Prohibition and Alcohol Laws, DEA, Justice	015		1050	011	10,722,034.94
Forfeitures of Unclaimed Money and Property	003		1060	000	1,185,724.48
Forfeitures of Unclaimed Money and Property	010		1060	000	1,644,937.16
Forfeitures of Unclaimed Money and Property	012		1060	000	450,255.96
Forfeitures of Unclaimed Money and Property	014		1060	000	225,036.06
Forfeitures of Unclaimed Money and Property, DEA, Justice	015		1060	002	173,131.96
Forfeitures of Unclaimed Money and Property, General Administration, Justice	015		1060	003	134.60
Forfeitures of Unclaimed Money and Property, BOP, Justice	015		1060	010	-30,434.84
Forfeitures of Unclaimed Money and Property	017		1060	000	196,814.90
Forfeitures of Unclaimed Money and Property	019		1060	000	420,310.16
Forfeitures of Unclaimed Money and Property -FSM	020		1060	018	9,630,949.24
Forfeitures of Unclaimed Money and Property -FSD	020		1060	070	82,733.50
Forfeitures of Unclaimed Money and Property	021		1060	000	73,794.09
Forfeitures of Unclaimed Money and Property	036		1060	000	55,379.32
Forfeitures of Unclaimed Money and Property	050		1060	000	9,609.77
Forfeitures of Unclaimed Money and Property	057		1060	000	392,478.99
Forfeitures of Unclaimed Money and Property	069		1060	000	15,428.98
Forfeiture of Unclaimed Money and Property	070		1060	000	535,941.59
Forfeitures of Unclaimed Money and Property	096		1060	000	1,962.11
Forfeitures of Unclaimed Money and Property, Commodity Futures Trading Commission	339		1060	140	165,491.89
Fines, Penalties, and Forfeitures, Mine Safety and Health Administration	016		1080	000	46,966,713.81
Post Judgement Interest, Securities and Exchange Commission	050		1091	000	3,990,789.35
Fines, Penalties, and Forfeitures, Not Otherwise Classified	000		1099	000	18,400.00
Fines, Penalties, and Forfeitures, Not Otherwise Classified	005		1099	000	-358.87
Fines, Penalties, and Forfeitures, Not Otherwise Classified, John C. Stennis Center for Public Service Training and Development	009		1099	012	156.20
Fines, Penalties, and Forfeitures, Not Otherwise Classified	010		1099	000	2,234,632.42
Fines, Penalties, and Forfeitures, Not Otherwise Classified	012		1099	000	12,491,882.30
Fines, Penalties, and Forfeitures, Not Otherwise Classified	013		1099	000	54,680.20
Fines, Penalties, and Forfeitures, Not Otherwise Classified	014		1099	000	10,846,140.45
Fines, Penalties, and Forfeitures, Not Otherwise Classified	015		1099	000	45,717.50
Fines, Penalties, and Forfeitures, Not Otherwise Classified, FBI, Justice	015		1099	002	4,573.71
Fines, Penalties, and Forfeitures, Not Otherwise Classified, General Administration, Justice	015		1099	003	-46,160,650.03
Fines, Penalties, and Forfeitures, Not Otherwise Classified, ATF, Justice	015		1099	007	1,212,830.34
Fines, Penalties, and Forfeitures, Not Otherwise Classified, BOP, Justice	015		1099	010	7,444.56
Fines, Penalties, and Forfeitures, Not Otherwise Classified	016		1099	000	3,047,253.91
Fines, Penalties, and Forfeitures, Not Otherwise Classified	017		1099	000	657,219.96
Fines, Penalties, and Forfeitures, Not Otherwise Classified	019		1099	000	47,711,250.00
Fines, Penalties, and Forfeitures, Not Otherwise Classified, Departmental Offices, Treasury	020		1099	001	67,285,038.26
Fines, Penalties, and Forfeitures, Not Otherwise Classified, Inspector General For Tax Administration, Treasury	020		1099	004	3,402.54
Fines, Penalties, and Forfeitures, Not Otherwise Classified, Office of Inspector General, Treasury	020		1099	008	12.30
Fines, Penalties, and Forfeitures, Not Otherwise Classified, Internal Revenue Service, Treasury	020		1099	009	127,935.43
Fines, Penalties, and Forfeitures, Not Otherwise Classified, Bureau of the Fiscal Service, Treasury	020		1099	012	319.62
Fines, Penalties, and Forfeitures, Not Otherwise Classified, Bureau of Engraving and Printing, Treasury	020		1099	013	27.18
Fines, Penalties, and Forfeitures, Not Otherwise Classified, United States Mint, Treasury	020		1099	016	724.90

## Receipts by Source Categories

Classification	Account Symbol				Receipt Offset Against Outlays
	AID	A	MAIN	SUB	
<b>Budget Receipts - Continued</b>					
Fines, Penalties, and Forfeitures, Not Otherwise Classified, Fiscal Services Miscellaneous, Treasury	020		1099	018	263,001,602.33
Fines, Penalties, and Forfeitures, Not Otherwise Classified, Internal Revenue Service/Revenue, Treasury	020		1099	019	47,643,833.30
Fines, Penalties, and Forfeitures, Not Otherwise Classified, Financial Crimes Enforcement Network, Treasury	020		1099	046	210.24
Fines, Penalties, and Forfeitures, Not Otherwise Classified, D.C. Pensions Fund, Treasury	020		1099	056	6,077.45
Fines, Penalties, and Forfeitures, Not Otherwise Classified, Fiscal Services Debt, Treasury	020		1099	070	257,629.34
Fines, Penalties, and Forfeitures, Not Otherwise Classified, Office of the Comptroller of Currency, Treasury	020		1099	071	405,520,482.12
Fines, Penalties, and Forfeitures, Not Otherwise Classified	021		1099	000	-4,020.23
Fines, Penalties, Forfeitures, Not Otherwise Classified, Office of Personnel Management	024		1099	000	112.68
Fines, Penalties, and Forfeitures, Not Otherwise Classified	027		1099	000	258,394,237.83
Fines, Penalties, and Forfeitures, Not Otherwise Classified, Social Security Administration	028		1099	000	9,290.04
Fines, Penalties, and Forfeitures, Not Otherwise Classified	031		1099	000	355,765.12
Fines, Penalties, and Forfeitures, Not Otherwise Classified	036		1099	000	661,959.09
Fines, Penalties, and Forfeitures, Not Otherwise Classified	047		1099	000	235,969.34
Fines, Penalties, and Forfeitures, Not Otherwise Classified, National Science Foundation	049		1099	000	90,727.97
Fines, Penalties, and Forfeitures, Not Otherwise Classified	050		1099	000	860,125,933.56
Fines, Penalties, and Forfeitures, Not Otherwise Classified, Federal Deposit Insurance Corporation	051		1099	000	8,466,597.72
Fines, Penalties, and Forfeitures, Not Otherwise Classified	057		1099	000	35,500.00
Fines, Penalties, and Forfeitures, Not Otherwise Classified	061		1099	000	28.31
Fines, Penalties, and Forfeitures, Not Otherwise Classified	065		1099	000	2,305,325.91
Fines, Penalties, and Forfeitures, Not Otherwise Classified	068		1099	000	1,626,950,201.87
Fines, Penalties, and Forfeitures, Not Otherwise Classified	069		1099	000	655,694.79
Fines, Penalties, and Forfeitures, Not Otherwise Classified	070		1099	000	450,411.64
Fines, Penalties, and Forfeitures, Not Otherwise Classified, Centers for Medicare and Medicaid Services, Health and Human Services	075		1099	005	1,443,181.17
Fines, Penalties, and Forfeitures, Not Otherwise Classified, Food & Drug Administration, Health and Human Services	075		1099	006	155,955.29
Fines, Penalties, and Forfeitures, Not Otherwise Classified	080		1099	000	21,327.35
Fines, Penalties, and Forfeitures, Not Otherwise Classified, Armed Forces Retirement Home	084		1099	000	1,066.17
Fines, Penalties, and Forfeitures, Not Otherwise Classified	086		1099	000	2,911.28
Fines, Penalties, and Forfeitures, Not Otherwise Classified, National Archives and Records Administration	088		1099	000	4,311.05
Fines, Penalties, and Forfeitures, Not Otherwise Classified	089		1099	000	6,058,977.13
Fines, Penalties, and Forfeitures, Not Otherwise Classified	091		1099	000	17,036,416.37
Fines, Penalties, and Forfeitures, Not Otherwise Classified	096		1099	000	101,403.08
Fines, Penalties, and Forfeitures, Not Otherwise Classified	097		1099	000	2,374,009.97
Fines, Penalties, and Forfeitures, Not Otherwise Classified, African Development Foundation	166		1099	093	102.58
Fines, Penalties, and Forfeitures, Not Otherwise Classified, Committee for Purchase from People Who Are Blind or Severely Disabled	338		1099	020	24.02
Fines, Penalties, and Forfeitures, Not Otherwise Classified, Commodity Futures Trading Commission	339		1099	140	425,373,208.48
Fines, Penalties, and Forfeitures, Not Otherwise Classified, Federal Election Commission	360		1099	160	933,436.66
Fines, Penalties, and Forfeitures, Not Otherwise Classified, Federal Mine Safety and Health Review Commission	368		1099	028	122.40
Fines, Penalties, and Forfeitures, Not Otherwise Classified, Office of Government Ethics	434		1099	048	200.00
Fines, Penalties, and Forfeitures, Not Otherwise Classified, Federal Permitting Improvement Steering Council	473		1099	090	483.32
Fines, Penalties, and Forfeitures, Corporation for National Services	485		1099	055	6,520.80
Fines, Penalties, and Forfeitures, Not Otherwise Classified, Bureau of Consumer Financial Protection	581		1099	085	3,933,057.02
Fines, Penalties, and Forfeitures, Crime Victims Fund, Justice	015	X	5041	001	2,536,910,464.08
Child Pornography Victims Reserve Assessments, Crime Victims Fund, Justice	015	X	5041	004	1,244,813.02
Forfeited Cash and Proceeds from the Sale of Forfeited Property, Justice	015	X	5042	001	1,960,965,775.09
Deposits, Civil Penalties, Office of Surface Mining Reclamation and Enforcement	014	X	5063	001	236,728.85
Fines, Penalties, and Forfeitures, Migratory Bird, North American Wetlands Conservation Fund, United States Fish and Wildlife Service	014		5241	000	147,159.50
Civil Penalties, Failure to Depart and Document Fraud, Immigration Enforcement Account, U.S. Immigration and Customs Enforcement, Homeland Security	070	X	5451	003	2,918.46
Monetary Sanctions, Investor Protection Fund, Securities and Exchange Commission	050	X	5567	001	256,849,828.13
Penalties and Fines, Consumer Financial Protection, Bureau of Consumer Financial Protection	581	X	5578	001	169,954,725.15
Fines, Penalties, and Forfeitures, Domestic Trafficking Victims' Fund, Office of Justice Programs, Justice	015	X	5606	001	1,983,421.42
Fines, Penalties, and Forfeitures, United States Victims of State Sponsored Terrorism Fund, General Legal Activities, Justice	015	X	5608	001	1,005,545,987.33
Fines and Fees, District of Columbia Victims Compensation Fund, District of Columbia Courts	349	X	5676	001	4,030,678.59
Antidumping and Countervailing Duties, Continued Dumping and Subsidy Offset, United States Customs Service	020	X	5688	001	18,956,422.22
Forfeited Cash and Proceeds from the Sale of Forfeited Properties, Treasury Forfeiture Fund	020	X	5697	001	2,065,831,017.03
Federal Hospital Insurance Trust Fund Civil Penalties and Damages	075	X	8005	049	380,786,079.37
Receipts, Relief and Rehabilitation, Longshoremen's and Harbor Workers' Compensation Act, as Amended, Labor	016	X	8130	001	87,867,354.07
Receipts, Relief and Rehabilitation, Workmen's Compensation Act, within the District of Columbia, Labor	016	X	8134	001	5,459,684.00
Fines and Penalties, Hazardous Substance Superfund	068	X	8145	003	571,549.38
Fines and Penalties, Oil Spill Liability Trust Fund, Homeland Security	070	X	8185	003	81,341,282.25
Fines and Forfeitures, Armed Forces Retirement Home Trust Fund, Armed Forces Retirement Home	084	X	8522	003	17,476,633.15
Administrative and Civil Penalties, Gulf Coast Restoration Trust Fund, Bureau of the Fiscal Service, Treasury	020	X	8625	001	303,448,276.00
Proceeds of Sales of Unclaimed, Abandoned, and Seized Goods, USCS, Homeland Security	070	X	8789	001	1,789,253.27
Total, Fines, Penalties, and Forfeitures					13,930,472,804.62
<b>Refunds and Recoveries</b>					
Refund of Moneys Erroneously Received and Covered (Indefinite), Treasury	020	X	1807	000	-16,313,644.42
Total, Miscellaneous Receipts					43,155,303,908.03
Total, Budget Receipts					4,918,104,214,376.26
<b>Proprietary Receipts from the Public</b>					
<b>Interest</b>					
<b>Interest on Foreign Loans and Deferred Foreign Collections:</b>					
Interest on Quota in International Monetary Fund (Article V, Section 9), Treasury	020		1463	001	1,167,312,279.75
Interest on Loans to International Monetary Fund, Treasury	020		1463	002	1,883,324.33
Interest Received on Loans and Credits to Foreign Nations, Treasury	020		1464	000	129,509.18
Total, Interest on Foreign Loans and Deferred Foreign Collections					1,169,325,113.26
<b>Other Interest (Domestic--Civil):</b>					
General Fund Proprietary Interest, Not Otherwise Classified	005		1435	000	289.02
General Fund Proprietary interest, Not Otherwise Classified, John C. Stennis Center for Public Service Training and Development	009		1435	012	52.14



## Receipts by Source Categories

Classification	Account Symbol				Receipt Offset Against Outlays
	AID	A	MAIN	SUB	
<b>Proprietary Receipts from the Public - Continued</b>					
General Fund Proprietary Interest, Not Otherwise Classified	010		1435	000	108,615.30
General Fund Proprietary Interest, Not Otherwise Classified	012		1435	000	276,359.44
General Fund Proprietary Interest, Not Otherwise Classified	013		1435	000	8,406.67
General Fund Proprietary Interest, Not Otherwise Classified	014		1435	000	21,227,907.01
General Fund Proprietary Interest, Not Otherwise Classified	015		1435	000	23,483.75
General Fund Proprietary Interest, Not Otherwise Classified, FBI, Justice	015		1435	002	5,609.50
General Fund Proprietary Interest, Not Otherwise Classified, OJP, Justice	015		1435	004	29,141.97
General Fund Proprietary Interest, Not Otherwise Classified, ATF, Justice	015		1435	007	454.38
General Fund Proprietary Interest, Not Otherwise Classified, BOP, Justice	015		1435	010	4,863.83
General Fund Proprietary Interest, Not Otherwise Classified	016		1435	000	720,936.11
General Fund Proprietary Interest, Not Otherwise Classified	019		1435	000	17,018.42
General Fund Proprietary Interest, Not Otherwise Classified, Departmental Offices, Treasury	020		1435	001	445,021.74
General Fund Proprietary Interest, Not Otherwise Classified, Inspector General For Tax Administration, Treasury	020		1435	004	35.39
General Fund Proprietary Interest, Not Otherwise Classified, Office Of Inspector General, Treasury	020		1435	008	90.13
General Fund Proprietary Interest, Not Otherwise Classified, Internal Revenue Service, Treasury	020		1435	009	33,970.56
General Fund Proprietary Interest, Not Otherwise Classified, Alcohol and Tax and Trade Bureau, Treasury	020		1435	010	165.04
General Fund Proprietary Interest, Not Otherwise Classified, Bureau of the Fiscal Service, Treasury	020		1435	012	161.88
General Fund Proprietary Interest, Not Otherwise Classified, Bureau of Engraving and Printing, Treasury	020		1435	013	4.53
General Fund Proprietary Interest, Not Otherwise Classified, United States Mint, Treasury	020		1435	016	134.44
General Fund Proprietary Interest, Not Otherwise Classified, Fiscal Services Miscellaneous, Treasury	020		1435	018	3,000,143.87
General Fund Proprietary Interest, Not Otherwise Classified, Fiscal Services Umbrella, Treasury	020		1435	023	1,053,512.62
General Fund Proprietary Interest, Not Otherwise Classified, Financial Crimes Enforcement Network, Treasury	020		1435	046	7.49
General Fund Proprietary Interest, Not Otherwise Classified, D.C. Pensions Fund, Treasury	020		1435	056	2,093.81
General Fund Proprietary Interest, Not Otherwise Classified, Office of Internal Affairs, Exchange Stabilization Fund, Treasury	020		1435	065	3,797,223.26
General Fund Proprietary Interest, Not Otherwise Classified, Fiscal Services Debt, Treasury	020		1435	070	81,029.49
General Fund Proprietary Interest, Not Otherwise Classified, Departmental Franchise Fund, Treasury	020		1435	074	27.32
General Fund Proprietary Interest, Not Otherwise Classified, United States Tax Court	023		1435	000	0.31
General Fund Proprietary Interest, Not Otherwise Classified	024		1435	000	33.63
General Fund Proprietary Interest, Not Otherwise Classified, Social Security Administration	028		1435	000	5,533.47
General Fund Proprietary Interest, Not Otherwise Classified	029		1435	000	14.12
General Fund Proprietary Interest, Not Otherwise Classified	031		1435	000	88,992.31
General Fund Proprietary Interest, Not Otherwise Classified	036		1435	000	3,981,046.18
General Fund Proprietary Interest, Not Otherwise Classified	047		1435	000	131,260.07
General Fund Proprietary Interest, Not Otherwise Classified	049		1435	000	3,366.19
General Fund Proprietary Interest, Not Otherwise Classified	050		1435	000	197,706.19
General Fund Proprietary Interest, Not Otherwise Classified	054		1435	000	15.17
General Fund Proprietary Interest, Not Otherwise Classified	057		1435	000	1,611,972.51
General Fund Proprietary Interest, Not Otherwise Classified	061		1435	000	1.34
General Fund Proprietary Interest, Not Otherwise Classified	065		1435	000	181.46
General Fund Proprietary Interest, Not Otherwise Classified	068		1435	000	28,127,211.53
General Fund Proprietary Interest, Not Otherwise Classified	069		1435	000	764,080.53
General Fund Proprietary Interest, Not Otherwise Classified	070		1435	000	121,115,263.46
General Fund Proprietary Interest, Not Otherwise Classified	072		1435	000	1,658,689.17
General Fund Proprietary Interest, Not Otherwise Classified, Office of the Secretary, Health and Human Services	075		1435	001	233,500,262.13
General Fund Proprietary Interest, Not Otherwise Classified, Centers for Medicare and Medicaid Services, Health and Human Services	075		1435	005	174,007,029.89
General Fund Proprietary Interest, Not Otherwise Classified, Food & Drug Administration, Health and Human Services	075		1435	006	1,302,896.38
General Fund Proprietary Interest, Not Otherwise Classified, National Institutes of Health, Health and Human Services	075		1435	008	91,921.40
General Fund Proprietary Interest, Not Otherwise Classified, Centers for Disease Control, Health and Human Service	075		1435	009	741,791.56
General Fund Proprietary Interest, Not Otherwise Classified	080		1435	000	4,850.61
General Fund Proprietary Interest, Not Otherwise Classified	086		1435	000	1,103.82
General Fund Proprietary Interest, Not Otherwise Classified	088		1435	000	951.49
General Fund Proprietary Interest, Not Otherwise Classified	089		1435	000	56,967.23
General Fund Proprietary Interest, Not Otherwise Classified	091		1435	000	1,011,812.00
General Fund Proprietary Interest, Not Otherwise Classified	096		1435	000	19,630,771.44
General Fund Proprietary Interest, Not Otherwise Classified, Inter-American Foundation	164		1435	092	0.08
General Fund Proprietary Interest, Not Otherwise Classified, African Development Foundation	166		1435	093	91.02
General Fund Proprietary Interest, Not Otherwise Classified, Access Board	310		1435	032	0.36
General Fund Proprietary Interest, Not Otherwise Classified, Committee for Purchase from People Who Are Blind or Severely Disabled	338		1435	020	32.02
General Fund Proprietary Interest, Not Otherwise Classified	352		1435	000	2.94
General Fund Proprietary Interest, Not Otherwise Classified, Federal Mine Safety and Health Review Commission	368		1435	028	41.35
General Fund Proprietary Interest, Not Otherwise Classified, James Madison Memorial Fellowship Foundation	381		1435	002	334.21
General Fund Proprietary Interest, Not Otherwise Classified, Occupational Safety and Health Review Commission	432		1435	021	0.03
General Fund Proprietary Interest, Not Otherwise Classified, Gulf Coast Ecosystem Restoration Council	471		1435	088	0.17
General Fund Proprietary Interest, Not Otherwise Classified, Federal Permitting Improvement Steering Council	473		1435	090	107.39
General Fund Proprietary Interest, Not Otherwise Classified, Corporation for National and Community Service	485		1435	055	727.03
General Fund Proprietary Interest, Not Otherwise Classified, Chemical Safety and Hazard Investigation Board	510		1435	064	209.27
General Fund Proprietary Interest, Not Otherwise Classified, Election Assistance Commission	525		1435	062	0.76
General Fund Proprietary Interest, Not Otherwise Classified, Federal Housing Finance Agency	537		1435	080	0.79
General Fund Proprietary Interest, Not Otherwise Classified, Bureau of Consumer Financial Protection	581		1435	085	209.25
Interest Payments from States, Cash Management Improvement, Treasury	020		1450	000	151,927,155.00
Interest Received from Credit Reform Financing Accounts	020		1499	000	47,714,213,250.55
Miscellaneous Interest, Reclamation Fund, Interior	014		5000	021	45,524,881.90
Interest on Late Payment of Coal Mining Reclamation Fees, Office of Surface Mining Reclamation and Enforcement	014	X	5015	007	26,227.92
Other, Office of Surface Mining Reclamation and Enforcement	014	X	5015	008	73,027.38
Interest on Investment in GSES, Tribal Special Fund, Bureau of Trust Funds Administration, Interior	014	X	5265	003	2,099,785.99
Interest, Financial Research Fund, Departmental Offices, Treasury	020	X	5590	002	6,078,983.43
Other Proprietary Receipts, Federal Supplementary Medical Insurance Trust Fund	075	X	8004	029	108,134.00
Other Proprietary Receipts, Federal Hospital Insurance Trust Fund	075	X	8005	029	124,940.85
Interest on Investment in GSES, Tribal Trust Fund, Bureau of Trust Funds Administration, Interior	014	X	8030	003	42,596,311.66
Income from Donated Securities, Library of Congress Trust Fund	003	X	8032	021	7,811,487.24
Interest on Unemployment Insurance Loans to States, Federal Unemployment Trust Fund	016	X	8042	004	631,435,240.20
Interest Income, Cash Management Improvement Act, Unemployment Trust Fund	016	X	8042	014	5,399,219.00
Interest Income, Cash Management Improvement Act, Highway Account (Highway Trust Fund)	069	X	8102	014	6,226,399.00
Interest Income, Cash Management Improvement Act, Airport and Airway Trust Fund	069	X	8103	014	35,314.00
Interest and Dividends on Private Sector Holdings, National Railroad Retirement Investment Trust	060	X	8118	003	356,874,877.69
Interest Earned on Non-Federal Securities, National Archives and Records Administration	088	X	8127	003	738,920.83
Miscellaneous Interest, Black Lung Disability Trust Fund	016	X	8144	004	2,531,467.41

## Receipts by Source Categories

Classification	Account Symbol				Receipt Offset Against Outlays
	AID	A	MAIN	SUB	
<b>Proprietary Receipts from the Public - Continued</b>					
Total, Other Interest (Domestic--Civil)					49,592,699,865.42
Total, Interest					50,762,024,978.68
<b>Dividends and Other Earnings</b>					
Gains and Losses on Private Sector Holdings, National Railroad Retirement Investment Trust	060	X	8118	001	3,069,296,499.09
Realized Gains on Non-Federal Securities, National Archives Gift Fund	088	X	8127	004	29.65
Total, Dividends and Other Earnings					3,069,296,528.74
<b>Royalties and Rents</b>					
Rent and Bonuses from Land Leases for Resource Exploration and Extraction, Agriculture and Interior (31 USC 3513)	012		1811	000	196,143,671.47
Rent and Bonuses from Land Leases for Resource Exploration and Extraction, Agriculture and Interior	014		1811	000	18,000,561.87
Rent and Bonuses from Onshore Renewable Energy Development, Interior	014		1812	000	24,807,689.62
Rent of Equipment and Other Personal Property, Army, Navy, Air Force	057		1840	000	411.78
Royalties on Natural Resources, Not Otherwise Classified, Interior	014		2039	000	932,012,983.09
Receipts from Grazing Fees, Federal Share, Interior	014		2484	000	4,274,951.77
Royalties on Natural Resources, Reclamation Fund, Interior	014		5000	024	2,932,323,304.64
Receipts from Mineral Leasing, Public and Acquired Military Lands (Act February 25, 1920 and December 17, 1981, as Amended), Office of Natural Resources Revenue, Interior	014	X	5003	002	3,815,720,249.90
Receipts from Grazing, Etc., Public Lands Outside Grazing Districts, Bureau of Land Management	014		5016	000	975,536.67
Receipts from Grazing, Etc., Public Lands within Grazing Districts, Bureau of Land Management	014		5032	000	1,223,943.30
Receipts from Grazing, Etc., Public Lands within Grazing Districts, Miscellaneous, Bureau of Land Management	014		5044	000	-122,734.77
Receipts from Oil and Gas Leases, National Petroleum Reserve in Alaska, Office of Natural Resources Revenue, Interior	014	X	5045	001	19,998,885.20
Rents and Charges for Quarters, Bureau of Land Management	014	X	5048	001	1,170,984.25
Rents and Charges for Quarters, National Park Service	014	X	5049	001	30,326,594.77
Rents and Charges for Quarters, United States Fish and Wildlife Service	014	X	5050	001	4,149,372.06
Rents and Charges for Quarters, Bureau of Indian Affairs	014	X	5051	001	3,815,780.87
Rents and Charges for Quarters, Geological Survey	014	X	5055	001	71,430.47
Hydraulic Mining in California, Tax, Debris Reservoirs	096		5066	001	282,905.29
Rents and Charges for Quarters, Indian Health Services, Health and Human Services	075	X	5071	001	9,777,119.58
Receipts from Leases of Lands Acquired for Flood Control, Navigation, and Allied Purposes	096		5090	000	20,260,230.86
Grazing Fees for Range Improvements, Taylor Grazing Act, as Amended	014		5132	000	7,789,163.53
Moneys Due Oklahoma from Royalties, Oil and Gas, South Half of Red River, Office of Natural Resources Revenue, Interior	014	X	5134	001	6,919.37
State Cost Sharing, Lahontan Valley and Pyramid Lake Fish and Wildlife Fund	014	X	5157	004	495,000.00
Rental Payments, Park Buildings Lease and Maintenance Fund, National Park Service	014	X	5163	001	28,218,760.45
Disposal of Department of Defense Real Property for Navy	097	X	5188	017	340,000.00
Disposal of Department of Defense Real Property for Army	097	X	5188	021	7,883,095.00
Disposal of Department of Defense Real Property for Air Force	097	X	5188	057	29,333.37
Lease of Department of Defense Real Property for Navy	097	X	5189	017	6,256,400.78
Lease of Department of Defense Real Property for Army	097	X	5189	021	15,499,673.86
Lease of Department of Defense Real Property for Air Force	097	X	5189	057	8,566,498.23
Royalties from Character Merchandising, Forest Service	012	X	5214	001	1,237,298.47
Forfeitures and Recoveries, Forest Service Lands	012	X	5215	001	42,615,865.15
Operation and Maintenance of Quarters, Forest Service	012	X	5219	001	14,220,905.44
Property Disposal or Lease Proceeds, Aviation User Fees, Federal Aviation Administration, Transportation	069	X	5422	003	1,233,685.81
Stewardship Contracting Product Sales, Funds Retained, Bureau of Land Management	014	X	5506	001	55,553.80
Rent from Mineral Leases, Permit Processing Fund, Bureau of Land Management	014	X	5573	001	4,047,339.87
Oil and Gas Permit Processing Fee - 85%, Bureau of Land Management, Interior	014	X	5573	003	57,017,420.00
Geothermal Lease Revenues, County Share, Office of Natural Resources Revenue, Interior	014	X	5574	001	5,248,255.49
Leases from Naval Petroleum Reserve Numbered 2 Lands	014	X	5576	001	5,066.00
Rents and Charges for Quarters, Bureau of Indian Education, Interior	014	X	5621	001	2,469,429.33
Payments to Counties, National Grasslands	012	X	5896	003	65,378,794.99
National Grasslands Receipts, Forest Service	012		5896	005	23,750,735.01
Receipts from National Grasslands, Bureau of Land Management	014		5896	011	424,619.79
Total, Royalties and Rents					8,308,003,686.43
<b>Sale of Products</b>					
<b>Sale of Timber and Other Natural Land Products:</b>					
National Forests Fund, Agriculture	012		2221	000	201,169.23
Sale of Timber, Wildlife and Other Natural Land Products, Not Otherwise Classified, Interior	014		2229	000	565.00
Sale of Timber and Other Products, Reclamation Fund, Interior	014		5000	025	1,500,930.80
National Forests Fund Receipts	012		5008	001	7,546,124.62
National Wildlife Refuge Fund, United States Fish and Wildlife Service	014	X	5091	001	7,540,342.32
Proceeds from Sales, Water Resource Development Projects, United States Fish and Wildlife Service	014	X	5092	001	347,431.95
Forest Ecosystems Health and Recovery-Disposal of Salvage Timber, Bureau of Land Management	014	X	5165	001	13,557,277.65
National Forests Fund, Payments to States	012	X	5201	001	154,449,387.46
Timber Roads, Purchaser Elections, Forest Service	012	X	5202	001	2,000,000.00
Timber Salvage Sales, Forest Service	012	X	5204	001	40,984,157.94
Deposits, Brush Disposal	012	X	5206	001	6,818,847.57
National Forest Lands Under Special Acts	012		5208	001	664,000.00
National Forests Fund, Payment to Minnesota (Cook, Lake, and Saint Louis Counties)	012	X	5213	001	5,505,930.00
Deposits, Land Exchanges, Forest Service	012		5216	000	2,569,855.87
Quinalt Special Management Area, Forest Service	012	X	5223	001	40.93
Timber Sales Pipeline Restoration Fund, Bureau of Land Management	014	X	5249	001	2,476,645.16
Timber Sales Pipeline Restoration Fund, Forest Service	012	X	5264	001	6,019,005.41
MNP Rental Fee Account, Forest Service	012	X	5277	001	1,166,818.06
Funds Reserved, Title II Projects on Federal Lands, Bureau of Land Management	014	X	5485	001	2,386,054.14
Stewardship Contracting Product Sales, Funds Retained, Forest Service, Agriculture	012	X	5540	001	27,439,986.13
Oregon and California Land-Grant Fund (See 2229 for General Account: 5136 and 5885 for Special Accounts)	014		5882	000	12,333,457.18
Funds Reserved, Oregon and California Grant Lands, Bureau of Land Management	014	X	5884	001	29,799,487.29
Coos Bay Wagon Road Grant Fund (By Years) (See 2229 for General Account; and 5898 for Special Account)	014		5897	000	4,027,312.44
Funds Reserved, Coos Bay Wagon Road Grant Lands, Bureau of Land Management	014	X	5898	001	341,786.48
Total, Sale of Timber and Other Natural Land Products					329,676,613.63
<b>Sale of Minerals and Mineral Products:</b>					
Hardrock Mining Claim Maintenance Fee, Interior	014		2032	000	58,960,228.00

## Receipts by Source Categories

Classification	Account Symbol				Receipt Offset Against Outlays
	AID	A	MAIN	SUB	
<b>Proprietary Receipts from the Public - Continued</b>					
Sale of Strategic Petroleum Reserve Oil, Energy	089		2234	000	98,116,045.41
National Forest Fund, Payments to States, Office of Natural Resources Revenue, Interior	014	X	5243	001	4,550,602.45
Receipts from Leases of Lands Acquired for Flood Control Navigation and Allied Purposes, Office of Natural Resources Revenue, Interior	014	X	5248	001	71,390,656.84
Total, Sale of Minerals and Mineral Products					233,017,532.70
<b>Sale of Power and Other Utilities:</b>					
Sale and Transmission of Electric Energy, Falcon Dam, Energy	089		2245	000	500,000.00
Sale and Transmission of Electric Energy, Southwestern Power Administration	089		2247	000	176.34
Sale and Transmission of Electric Energy, Southeastern Power Administration	089		2248	000	165,115,339.37
Sale of Power and Other Utilities, Not Otherwise Classified, Energy	089		2249	000	14,554,689.00
Sale of Electric Energy, Bonneville Power Administration, Reclamation Fund, Interior	089		5000	026	656,697.03
Sale of Power and Other Utilities, Reclamation Fund, Energy	089		5000	027	9,180,902.46
Falcon and Amistad Operating and Maintenance Fund, Energy	089		5178	001	3,102,297.58
San Joaquin River Restoration Fund Receipts, Bureau of Reclamation, Interior	014	X	5537	001	12,313,539.10
Power Revenues, Indian Irrigation Projects	014	X	5648	001	100,544,199.62
Revenues, Colorado River Dam Fund, Boulder Canyon Project, Bureau of Reclamation	014	X	5656	001	96,811,511.73
Total, Sale of Power and Other Utilities					402,779,352.23
<b>Other:</b>					
General Fund Proprietary Interest, Not Otherwise Classified, Delta Regional Authority	517		1435	517	446.11
General Fund Proprietary Receipts, Not Otherwise Classified, All Other, National Endowment for the Humanities	418		3220	002	36,928.85
Revenue, Central Valley Project Restoration Fund, Bureau of Reclamation	014		5173	003	52,846,399.67
Non-Federal Fee, Debt Collection Fund, Bureau of the Fiscal Service, Treasury	020	X	5445	001	187,983,331.82
Total, Other					240,867,106.45
Total, Sale of Products					1,206,340,605.01
<b>Fees and Other Charges for Services and Special Benefits</b>					
<b>Medicare Premiums and Other Charges (Trust Funds):</b>					
Premiums Collected for the Aged, Federal Supplementary Medical Insurance Trust Fund	075	X	8004	005	124,091,613,735.77
Premiums Collected for the Disabled, Federal Supplementary Medical Insurance Trust Fund	075	X	8004	007	13,639,973,309.00
Premiums Collected, Medicare Prescription Drug Account, FSMI	075	X	8004	035	5,895,192,988.25
Basic Premiums, Medicare Advantage, FSMI	075	X	8004	040	334,261,308.28
Premiums Collected for Uninsured Individuals Not Otherwise Eligible, Federal Hospital Insurance Trust Fund	075	X	8005	009	4,737,346,450.05
Basic Premiums, Medicare Advantage, FHI	075	X	8005	040	227,972,173.34
Total, Medicare Premiums and Other Charges (Trust Funds)					148,926,359,964.69
<b>Veterans Life Insurance (Trust Funds):</b>					
Premium and Other Receipts, National Service Life Insurance Fund	036	X	8132	001	9,143,736.30
<b>Other:</b>					
Sale of Publications and Reproductions, Not Otherwise Classified	014		2259	000	46,114.00
SSI, Attorney Fees	028		2417	000	7,730,978.06
SSI Administrative Fee Receipts Account, Social Security Administration	028		2418	000	73,640,085.00
Fees and Other Charges for Other Services, Commerce	013		2419	002	80,300.00
Fees and Other Charges for Program Administrative Services, Interior	014		2419	001	117,348.42
Fees and Other Charges for Communication and Transportation Service, Not Otherwise Classified	027		2429	000	20,220,722.32
Deposits for Survivor Annuity Benefits, Army, Navy, Air Force, Defense	097		2462	000	55,795,043.61
Contributions from Military Personnel, Veterans Administration Educational Assistance Act of 1984	036		2473	000	39,518,160.03
Special Recreation Use Fees, Army, Corps of Engineers, Civil	096		5007	000	65,592,379.38
Service Charges, Deposits and Forfeitures, Bureau of Land Management	014	X	5017	001	65,122,623.28
Deposits for Road Maintenance and Reconstruction, Bureau of Land Management	014	X	5018	001	3,493,587.80
Rents and Charges for Quarters, Bureau of Reclamation, Interior	014	X	5053	001	325,953.29
Delaware Water Gap Route 209 Commercial Operation Fees, National Park Service	014	X	5076	001	10,000.00
Sale of Hunting and Fishing Permits, Military Reservations	017	X	5095	001	121,794.08
Sale of Hunting and Fishing Permits, Military Reservations	021	X	5095	001	-23,570.88
Sale of Hunting and Fishing Permits, Military Reservations	057	X	5095	001	1,548,039.59
Recreational Fee Demonstration Program, National Park Service	014	X	5110	001	377,539,853.06
Revenues, Indian Arts and Crafts Board	014	X	5130	001	39,949.00
Cooperative Research and Development Agreements, National Institutes of Health	075	X	5145	001	49,035,500.62
Cooperative Research and Development Agreements, Centers for Disease Control, Health and Human Services	075	X	5146	001	3,004,714.64
Cooperative Research and Development Agreements, Food and Drug Administration, Health and Human Services	075	X	5148	001	3,140,788.00
Transportation Systems Fund, National Park Service	014	X	5164	001	357,626.50
Concessioner Improvement Accounts Deposit, National Park Service	014	X	5169	001	5,561,666.65
Receipts, Range Betterment Fund	012		5207	000	2,671,925.00
Deposits, Operation and Maintenance, Indian Irrigation Systems	014	X	5240	001	40,095,623.40
Alaska Resupply Program, Bureau of Indian Affairs	014	X	5242	001	242,102.04
Filming and Special Use Fee Program, National Park Service	014	X	5247	001	678,270.16
Recreation Fee Enhancement Program, U.S. Fish and Wildlife Service	014	X	5252	001	8,156,578.99
Recreation Fee Demonstration Program, Forest Service	012	X	5268	001	143,072,238.66
Concessions Fees and Volunteer Services, Agriculture Research Service	012	X	5279	003	48,532.60
Fees for Training and Planning, Emergency Preparedness Grant, Pipeline and Hazardous Materials Safety Administration, Transportation	069	X	5282	001	28,070,790.00
Reserve Account, Forest Products Program, Defense	021	X	5285	001	14,091,154.55
Medical Care Collections Fund, First Party Collections, Veterans Affairs	036	X	5287	003	135,336,594.82
Medical Care Collections Fund, Third Party Collections, Veterans Affairs	036	X	5287	004	2,689,830,663.37
Parking Fee, Medical Care Collections Fund, Veterans Affairs	036	X	5287	006	4,120,641.77
Compensated Work Therapy, Medical Care Collections Fund, Veterans Affairs	036	X	5287	007	45,739,076.80
Medical Care Collections Fund, Long-Term Care Co-Payments, Veterans Affairs	036	X	5287	009	1,592,116.35
Medical Care Collections Fund, Third Party Prescription Claims, Veterans Affairs	036	X	5287	011	148,367,083.12
Medical Care Collections Fund, Fee Basis Third Party Collections, Veterans Affairs	036	X	5287	013	605,109,479.31
Medical Care Collections Fund, Fee Basis First Party Collections, Veterans Affairs	036	X	5287	014	15,247,514.88
Charges, User Fees and Natural Resource Utilization, Land Between the Lakes, Forest Service	012	X	5360	001	7,325,097.07
Deposits for Administration of Rights-of-Way and Other Land Uses Fund, Forest Service	012	X	5361	001	1,944,974.80
Registration Service Fees, Pesticide Registration Fund, Environmental Protection Agency	068	X	5374	001	18,482,541.13
Recreational Fee Demonstration Program, Bureau of Land Management	014	X	5413	001	31,802,094.49
State Supplemental Fees, Social Security Administration	028		5419	001	144,040,006.26

## Receipts by Source Categories

Classification	Account Symbol				Receipt Offset Against Outlays
	AID	A	MAIN	SUB	
<b>Proprietary Receipts from the Public - Continued</b>					
Park Concessions Franchise Fees, National Park Service	014	X	5431	001	181,233,958.61
New Installment Agreements, Internal Revenue Service, Miscellaneous Retained Fees, Treasury	020	X	5432	001	140,850,274.24
Restructured Installment Agreements, Internal Revenue Service, Miscellaneous Retained Fees, Treasury	020	X	5432	003	69,361,231.20
General Fees, Internal Revenue Service	020	X	5432	005	133,336,934.39
Photocopying and Historical Conservation Easement Fees, IRS Miscellaneous Retained Fees, Treasury	020	X	5432	007	2,365,760.25
Burden Sharing Contribution, Defense (Kuwait)	097	X	5441	001	136,371,909.01
Burden Sharing Contribution, Defense (Japan)	097	X	5441	003	189,758,136.01
Burden Sharing Contribution, Defense (South Korea)	097	X	5441	004	463,077,052.30
Burden Sharing Contribution, Defense (Qatar)	097	X	5441	005	450,000,000.00
User Fees, Fund for Non-Federal Use of Disposal Facilities, Corps of Engineers	096	X	5493	001	1,975,342.57
Administration Fees, Special Benefits for Certain World War II Veterans, Social Security Administration	028	X	5555	001	6,148.48
Fees, APEC Business Travel Card Account, Customs and Border Protection, Homeland Security	070	X	5569	001	1,847,673.10
Fees, Interagency America the Beautiful Pass Revenues, Corps of Engineers-Civil	096	X	5570	001	2,479,109.48
Concessions Fees, Army National Military Cemeteries, Army	021	X	5602	001	944,704.00
Fees, Special Use Permit Fees, Corps of Engineers-Civil	096	X	5607	001	1,300,068.90
Proceeds, Support of Athletic Programs, Air Force	057	X	5616	004	5,510,545.52
User Fees, TSCA Service Fee Fund, Environmental Protection Agency	068	X	5664	001	4,169,104.00
Fees from Visitors to Grand Teton and Yellowstone National Parks, 25% Fund	014	X	5666	001	14,250.16
Fees, Customs and Border Protection Services at User Fee Facilities, U.S. Customs and Border Protection, Homeland Security	070	X	5694	000	23,543,136.75
Fees, National Flood Insurance Reserve Fund, Homeland Security	070	X	5701	001	988,017,117.00
Consular and Border Security Programs, Expedited Passport Fees, State	019	X	5713	001	396,157,906.24
Consular and Border Security Programs, Passport Security Surcharge, State	019	X	5713	003	1,559,074,897.91
Consular and Border Security Programs, Western Hemisphere Travel Initiative Surcharge, State	019	X	5713	004	492,414,554.08
Consular and Border Security Programs, Machine Readable Visa Fee, State	019	X	5713	005	2,560,960,387.41
Consular and Border Security Programs, Immigrant Visa Security Surcharge, State	019	X	5713	006	54,303,968.95
Consular and Border Security Programs, Affidavit of Support Fee, State	019	X	5713	007	39,139,589.00
Consular and Border Security Programs, Diversity Visa Lottery Fee, State	019	X	5713	008	20,683,962.02
Passport Application and Execution Fee, Consular and Border Security Programs, State	019	X	5713	009	469,540,244.80
Fees, National Park Medical Services Fund, National Park Service, Interior	014	X	5762	001	1,155,427.92
Payments from States, Medicare Prescription Drug Accounts, FSMI	075	X	8004	036	17,757,892,575.00
Non-Attorney Fees, Federal Old Age Survivors Insurance Trust Fund	028	X	8006	028	137,000.00
Attorney Fees, Federal Old-Age and Survivors Insurance Trust Fund	028	X	8006	031	678,306.28
Attorney Fees, Federal Disability Insurance Trust Fund	028	X	8007	031	24,662,399.91
Deposits of Fees, Inspection and Grading of Farm Products, Agricultural Marketing Service	012	X	8015	001	209,552,870.55
Forest Service Cooperative Fund	012	X	8028	001	84,752,752.65
Advances from State Cooperating Agencies and Foreign Governments, Federal Highway Administration	069	X	8054	001	9,410,414.63
Contributions and Deposits, Bureau of Land Management	014	X	8069	001	27,064,063.05
Deposits, Reclamation Trust Funds	014	X	8070	001	335,851.03
Deposits of Fees, Inspection of Farm Products, Food Safety and Inspection Service	012	X	8137	001	17,772,979.17
Licensing and Insuring Fees, Motor Carrier Safety Operations and Programs, Transportation	069	X	8159	001	37,736,834.76
Deposits of Miscellaneous Contributed Funds, Agricultural Research Service	012	X	8214	001	20,605,048.21
Deposits, Contributed Funds, United States Fish and Wildlife Service	014	X	8216	001	5,714,915.72
Deposits of Miscellaneous Contributed Funds, National Agricultural Statistics Service	012	X	8218	001	84,900.00
Deposits of Miscellaneous Contributed Funds, Animal and Plant Health Inspection Service	012	X	8226	001	12,930,673.23
Contributions for Highway Research Program	069	X	8264	001	655,263.00
Other Receipts, Armed Forces Retirement Home Trust Fund, Armed Forces Retirement Home	084	X	8522	004	16,793,840.69
Property Sales/Leases, Armed Forces Retirement Home Trust Fund, Armed Forces Retirement Home	084	X	8522	006	3,458,745.17
Contributed Funds, Geological Survey, Interior	014	X	8562	001	3,706,912.82
Contributions and Advances, Rivers and Harbors, Corps of Engineers	096	X	8862	001	739,446,476.16
Total, Other					32,221,070,972.35
Total, Fees and Other Charges for Services and Special Benefits					181,156,574,673.34
<b>Sale of Government Property</b>					
<b>Sale of Land and Other Real Property:</b>					
Sale of Public Domain, Reclamation Fund, Interior	014	X	5000	029	42,006,572.31
Land and Water Conservation Fund, Surplus Property Sales, National Park Service	047	X	5005	002	15,953,555.53
Proceeds from Sale of Property, Judiciary Automation Fund, The Judiciary	010	X	5114	001	124,160,850.92
Receipts from Clark County, Nevada Land Sales, 15% Fund, Bureau of Land Management	014	X	5129	001	29,304,900.00
Sale of Public Land and Materials, 5% Fund to States	014	X	5133	000	1,118,709.56
Land Acquisition Proceeds for Exchanges, Acquisition of Lands to Complete Land Exchanges, Forest Service, Agriculture	012	X	5216	001	9,149,856.50
Land Sales, South Nevada Public Land Management	014	X	5232	001	132,855,559.43
Other Receipts, Surplus Real and Related Personal Property, General Services Administration	047	X	5254	002	6,598,787.88
Transfers of Surplus Real and Related Personal Property Receipts, General Services Administration	047	X	5254	003	-15,953,555.53
Federal Land Disposal Account, Bureau of Land Management	014	X	5260	001	1,177,776.96
Medical Care Collections Fund, Asset Sales, Veterans Affairs	036	X	5287	005	12,907.40
White Pine County Special Account, 85% Federal Share of Receipts, Bureau of Land Management	014	X	5397	001	74,100.00
Sale of Land, Lincoln County Land Act, Bureau of Land Management	014	X	5469	001	21,400.00
San Juan County, New Mexico Federal Land Conveyance, Bureau of Land Management, Interior	014	X	5611	001	23,400.00
Sale of Real Property, U.S. Coast Guard Housing Special Fund, Coast Guard, Homeland Security	070	X	5710	003	13,931,610.81
Proceeds from the Sale of Land, Natick Land Conveyance, Army	021	X	5756	001	9,540,000.00
Sale of Public Land and Materials	014	X	5881	000	-18,375,823.24
Total, Sale of Land and Other Real Property					351,600,608.53
<b>Military Assistance Program Sales (Trust Funds):</b>					
Deposits, Advances, Foreign Military Sales, Executive	011	X	8242	001	52,078,615,506.23
<b>Other:</b>					
Sale of Scrap and Salvage Materials, Defense	097	X	2651	000	8,466.58
Proceeds from Aircraft Sales, Facilities and Equipment, Airport and Airway Trust Fund, Federal Aviation Administration, Transportation	069	X	8107	001	3,335,206.48
Total, Other					3,343,673.06
Total, Sale of Government Property					52,433,559,787.82
<b>Realization Upon Loans and Investments</b>					
<b>Dollar Repayments of Loans, Agency for International Development:</b>					
United States Dollars Advanced from Foreign Governments for Technical Assistance, Agency for International Development	072	X	8502	001	39,058,520.59

## Receipts by Source Categories

Classification	Account Symbol				Receipt Offset Against Outlays
	AID	A	MAIN	SUB	
<b>Proprietary Receipts from the Public - Continued</b>					
<b>Negative Subsidies and Downward Reestimates (Credit Reform):</b>					
Food Supply Chain and Agriculture Pandemic Response Guaranteed Loan, Downward Reestimates of Subsidy, Office of the Secretary, Agriculture	012		2671	003	5,587,213.00
Consumer Operated and Oriented Plan Direct Loan Program, Downward Reestimates of Subsidies, Health and Human Services	075		2674	003	86,558,622.81
Biorefinery Assistance, Downward Reestimates of Subsidies	012		2675	003	9,481,917.00
Community Development Financial Institutions Fund, Negative Subsidies, Treasury	020		2677	001	7,473,199.08
Green Retrofit Program for Multifamily Housing, Downward Reestimates of Subsidies, Housing and Urban Development	086		2678	001	6,534,378.29
Title 17 Innovative Technology Loan Guarantees, Negative Subsidies, Energy	089		2679	001	6,492,764.78
Rural Microenterprise Investment Account, Negative Subsidy Receipts	012		2680	001	5,140.89
Rural Microenterprise Investment, Downward Reestimate of Subsidies	012		2680	003	274,306.00
Water Infrastructure Finance and Innovation Downward Reestimate Receipt Account, Environmental Protection Agency	068		2683	003	24,930,775.60
Native Hawaiian Housing Loan Guarantee Fund, Negative Subsidies, Public and Indian Housing, Housing and Urban Development	086		2684	000	11,523.22
Downward Reestimates of Subsidies, Urban and Environmental Credit Program, United States International Development Finance Corporation	077		2687	003	8,538,126.98
Loans, Downward Reestimates of Subsidy, United States International Development Finance Corporation	077		2689	003	554,700,175.25
Economic Stabilization, Downward Reestimates of Subsidies, Treasury	020		2691	003	45,674,127.10
Home Ownership Preservation Equity Fund, Downward Reestimates of Subsidies	086		2695	003	2,233.23
Clean Technology Fund Loans, Downward Re-estimates, Bureau of the Fiscal Service, Department of Treasury	020		2698	003	814,782.60
Agricultural Credit Insurance, Negative Subsidies	012		2701	001	69,597,963.73
Agricultural Credit Insurance, Downward Reestimates of the Subsidy	012		2701	003	405,693,962.00
Rural Electrification and Telephone Loans, Negative Subsidies	012		2702	001	202,751,322.86
Rural Electrification and Telephone Loans, Downward Reestimates of Subsidies	012		2702	003	1,658,598,943.02
Rural Water and Waste Disposal, Negative Subsidies	012		2703	001	13,708,332.83
Rural Water and Waste Disposal, Downward Reestimates of Subsidies	012		2703	003	26,075,208.00
Rural Community Facility, Negative Subsidies	012		2705	001	61,753,732.78
Rural Community and Facility, Downward Reestimates of Subsidies	012		2705	003	81,384,656.03
Rural Housing Insurance, Negative Subsidies	012		2706	001	33,931,437.87
Rural Housing Insurance, Downward Reestimates of the Subsidy	012		2706	003	770,335,673.00
Rural Business and Industry, Negative Subsidies, Agriculture	012		2707	001	105,425.10
Rural Business and Industry, Downward Reestimates of Subsidies, Agriculture	012		2707	003	164,213,178.00
P.L. 480, Downward Reestimates of Subsidies	012		2708	003	1,123,056.00
Rural Development Loan Fund, Downward Reestimates of Subsidies	012		2710	003	2,264,685.00
Rural Telephone Bank, Downward Reestimates of Subsidies	012		2711	004	6,859.00
Agricultural Credit Insurance Fund Guaranteed Loans Negative Subsidies, Consolidated Farm Service Agency	012		2712	001	6,630,176.83
Agricultural Credit Insurance Fund Guaranteed Loan, Downward Reestimates of the Subsidy, Consolidated Farm Service Agency	012		2712	003	67,428,280.00
Rural Economic Development Loans, Downward Reestimates of Subsidies	012		2713	003	721,475.00
Fisheries Finance, National Oceanic Atmospheric Administration, Negative Subsidies	013		2717	001	9,799,856.71
Fisheries Finance, Downward Reestimates of Subsidies	013		2717	003	6,346,662.14
Federal Family Education Loan Program, Downward Reestimates of Subsidies	091		2718	003	2,339,383,528.00
FHA-General and Special Risk Insurance, Negative Subsidies	086		2719	001	193,643,988.47
FHA-General and Special Risk Insurance, Re-Estimates	086		2719	003	2,013,081,897.26
Disaster Loan Program, Downward Reestimates of Subsidies	073		2721	003	468,278,692.00
Business Loan Program, Downward Reestimates of Subsidies	073		2722	003	2,428,804,222.00
Foreign Military Financing, Downward Reestimate of Subsidies	011		2724	003	85,453,188.09
Loan Guarantees to Israel, Downward Reestimates of Subsidies	072		2725	003	295,801,721.09
Export Import Bank Guaranteed Loans, Downward Reestimates	083		2727	003	622,748,247.00
Maritime (Title XI Loan Program, Downward Reestimates of Subsidies, Maritime Administration, Transportation	069		2728	003	150,017,528.46
Indian Loan Guarantee, Downward Reestimates, Bureau of Indian Affairs	014		2729	003	14,629,090.00
Guaranty and Indemnity Direct Loan Finance, Downward Reestimates of Subsidies, Veterans Affairs	036		2733	003	149,071,852.77
College Housing and Academic Facilities Loan, Downward Reestimates of Subsidies, Education	091		2741	003	41,955,528.00
Indian Housing Loan Guarantee Receipt Account, Downward Reestimates of Subsidies	086		2743	003	15,067,697.83
Distance Learning and Telemedicine Program, Downward Reestimates, Rural Utilities Service	012		2746	003	27,671,551.00
Indian Direct Loan, Downward Reestimates of Subsidies, Bureau of Indian Affairs	014		2747	003	719,352.00
Rural Business Investment, Downward Reestimates of Subsidies, Rural Business-Cooperative Service, Agriculture	012		2748	003	11.00
Native American Veterans Housing Loans, Negative Subsidies, Veterans Affairs	036		2751	001	1,784,541.37
Native American Veterans Housing Loans, Downward Reestimates, Veterans Affairs	036		2751	003	5,901,455.70
Apple Loan Program, Downward Reestimates of Subsidies	012		2754	003	6,196.94
Veterans Housing Benefit Loan Program, Negative Subsidies, Department of Veterans Affairs	036		2755	001	5,077,305,824.60
Farm Storage Facility Loans, Negative Subsidies	012		2756	001	3,322,982.82
Farm Storage Facility Loans, Downward Reestimates of Subsidies	012		2756	003	7,405,250.00
Commodity Credit Corporation Export Guarantee Financing, Downward Reestimates of Subsidies	012		2757	003	47,864,661.01
Health Center Guarantee Loan Program, Negative Subsidy	075		2758	003	159,791.44
Railroad Rehabilitation and Improvement Financing, Negative Subsidies, Office of the Secretary, Transportation	069		2760	001	9,178,761.54
Downward Reestimates, Railroad Rehabilitation and Improvement Program, Office of the Secretary, Transportation	069		2760	003	14,854,783.70
Family Housing Improvement Fund, Downward Reestimates of Subsidies, Defense	097		2761	003	152,353,089.15
Title VI Indian Loan Guaranteed Receipt Account, Downward Reestimates of Subsidies	086		2762	003	859,381.55
Community Development Financial Institutions Fund, Downward Re-Estimates of Subsidies	020		2763	003	4,844,416.44
Vocational Rehabilitation and Employment Direct Loan Financing, Downward Reestimates of Subsidies, Veterans Affairs	036		2767	003	27,421.68
Transportation Infrastructure Finance and Innovation Program, Negative Subsidies, Office of the Secretary, Transportation	069		2768	001	21,320,277.93
Transportation Infrastructure Finance and Innovation Program, Downward Reestimates Subsidies, Office of the Secretary, Transportation	069		2768	003	152,192,359.92
Community Development Loan Guarantees, Downward Reestimates of Subsidies	086		2773	003	3,884,614.19
Assistance to American Samoa, Direct Loan, Downward Reestimates of Subsidies, Office of Insular Affairs	014		2774	003	194,601.82
Repatriation Loans, Downward Reestimates of Subsidies, State	019		2776	003	2,560,819.10
Federal Direct Student Loan Program, Negative Subsidies, Education	091		2781	001	885,105,353.00
Federal Direct Loan Program, Downward Reestimates of Subsidies, Education	091		2781	003	1,682,552,223.00
Small Business Lending Fund Direct Loans, Downward Reestimates of Subsidies, Departmental Offices, Treasury	020		2784	003	4,300.79
Rural Energy for America Program, Negative Subsidies	012		2786	001	736,601.91
Rural Energy for America Program Downward Reestimates of Subsidies, Rural Development Administration, Agriculture	012		2786	003	16,533,185.00
GSE Mortgage-Backed Securities Direct Loans, Downward Reestimates of Subsidies, Departmental Offices, Treasury	020		2790	003	38,379,451.04
Troubled Asset Relief Program, Downward Reestimates of Subsidies, Departmental Offices, Treasury	020		2792	003	380,136.68
Commodity Credit Corporation Export Guarantees, Negative Subsidy	012		2793	001	10,428,127.01
Teach Grant Program, Downward Reestimates of Subsidies, Education	091		2794	003	15,483,193.00
DOE ATMV Direct Loans Downward Reestimate Account, Energy	089		2795	003	161,850,994.29
DOE Loan Guarantees (Section 1705 Recovery Act) Downward Reestimate Account, Energy	089		2796	003	13,482,903.52
DOE Loan Guarantees (Section 1703 and 1706) Downward Reestimate Account, Energy	089		2797	003	157,454,925.55
Health Education Assistance Loans, Downward Reestimates of Subsidies, Education	091		2798	003	13,070,853.00
Native Hawaiian Housing Loan Guarantees, Downward Reestimates of Subsidies	086		2799	003	301,727.35
Total, Negative Subsidies and Downward Reestimates (Credit Reform)					21,687,663,472.74

## Receipts by Source Categories

Classification	Account Symbol				Receipt Offset Against Outlays
	AID	A	MAIN	SUB	
<b>Proprietary Receipts from the Public - Continued</b>					
<b>Repayment of Loans to United Kingdom:</b>					
Repayment of Loans and Credits to Foreign Nations, Treasury	020		2869	000	199,373.84
<b>Other:</b>					
Repayments on Miscellaneous Recoverable Costs, Not Otherwise Classified, Energy	089		2889	000	52,100,095.46
Proceeds, Grants for Emergency Mortgage Relief Derived from Emergency Homeowner's Relief Fund	086		2891	000	1,627,767.07
Proceeds, Air Carrier Equity Related Transactions, Treasury	020		2897	000	627,913,297.34
Repayments of Loans, Capital Contributions, Higher Educational Activities, Education	091		2915	000	519,807,462.46
Proceeds from Non-Federal Securities Not Immediately Reinvested, National Archives Gift Fund	088	X	8127	005	617,520.70
Total, Other					1,202,066,143.03
Total, Realization Upon Loans and Investments					22,928,987,510.20
<b>Recoveries and Refunds</b>					
Recoveries for Government Property Lost or Damaged, Not Otherwise Classified, Army, Navy, Air Force	017		3019	000	6,098,543.44
Recoveries for Government Property Lost or Damaged, Not Otherwise Classified, Army, Navy, Air Force	021		3019	000	19,032,849.28
Recoveries for Government Property Lost or Damaged, Not Otherwise Classified, Army, Navy, Air Force	057		3019	000	234,152.39
Recoveries Under the Foreign Military Sales Program, Army, Navy, Air Force, Defense	017		3041	000	5,308,513.21
Recoveries Under the Foreign Military Sales Program, Army, Navy, Air Force, Defense	021		3041	000	19,798,294.92
Recoveries Under the Foreign Military Sales Program, Army, Navy, Air Force, Defense	057		3041	000	54,523,113.55
Recoveries Under the Foreign Military Sales Program, Army, Navy, Air Force, Defense	097		3041	000	81,588,522.76
Recovery of Beneficiary Overpayments from the Supplemental Security Income Program, Health and Human Services	028		3096	000	3,044,022,994.11
Miscellaneous Recoveries and Refunds, Not Otherwise Classified, Labor	016		3099	000	1,227,255.00
Miscellaneous Recoveries and Refunds, Not Otherwise Classified	089		3099	000	6,115,699.83
Federal Share of Child Support Collections, HHS, ACF	075		3107	000	450,995,922.00
Natural Resource Damage Assessment and Restoration Fund, U.S. Fish and Wildlife Service, Interior	014	X	5198	001	600,866,778.46
Receipts, Transportation Audit Contracts and Contract Administration, General Services Administration	047		5250	000	10,302,629.61
Medical Care Collections Fund, Veterans Affairs	036	X	5287	001	360,715,298.67
Medical Care Collections Enhanced-Use Lease Proceeds, Veterans Affairs	036	X	5287	010	836,297.28
Student Financial Assistance Debt Collection, Education	091	X	5557	001	3,234,462.12
Medicare Refunds, Federal Supplementary Medical Insurance Trust Fund	075	X	8004	045	3,482,003,916.00
Affordable Care Act Medicare Shared Savings Models, FSMI	075	X	8004	048	489,651,842.87
Affordable Care Act Medicare Shared Savings Models, HI	075	X	8005	008	379,354,569.55
Medicare Refunds, Federal Hospital Insurance Trust Fund	075	X	8005	053	7,499,334,045.00
Tax Refund, Offset Collections, Federal Old-Age Survivors Insurance Trust Fund	028	X	8006	009	-156.00
Other Proprietary Receipts, Federal Old-Age and Survivors Insurance Trust Fund	028	X	8006	029	-28,253,847.51
Tax Refund, Offset Collections, Federal Disability Insurance Trust Fund	028	X	8007	009	-10,917.64
Recoveries, Hazardous Substance Superfund	068	X	8145	004	48,530,061.63
Future Clean Up Cost Settlements, Hazardous Substance Superfund Trust Fund	068	X	8145	006	217,737,844.33
Recoveries, Oil Spill Liability Trust Fund, Homeland Security	070	X	8185	004	11,033,706.04
Total, Recoveries and Refunds					16,764,282,390.90
<b>Gifts and Contributions</b>					
Contributions to "Conscience Fund"	010		1210	000	806.34
Contributions to "Conscience Fund"	020		1210	000	9,204.05
Contributions to "Conscience Fund"-FSM	020		1210	018	4,800.00
Contributions to "Conscience Fund"	021		1210	000	1,773.56
Contributions to the Conscience Fund	070		1210	000	93,272.35
Gifts to the United States, Not Otherwise Classified	010		1299	000	1,025.47
Gifts to the United States, Not Otherwise Classified-FSM	020		1299	018	1,295,218.53
Contributions, Oliver Wendell Holmes Devise Fund, Library of Congress	003	X	5075	001	984.82
Gifts to the United States to Reduce Debt Held by the Public, Bureau of the Fiscal Service, Treasury	020	X	5080	001	2,675,220.89
United States Capitol Police Memorial Fund, House of Representatives	002	X	5083	001	111,579.48
Unclaimed Checkpoint Money, Transportation Security Administration, Homeland Security	070	X	5390	001	939,814.20
Gift, Senate Preservation Fund, Library of Congress, Senate	000	X	5509	001	2,100,000.00
Gifts and Bequests, World War I Centennial Commission	480	X	5589	001	382,479.77
Gifts and Donations, Denali Commission	513	X	5605	001	2,424,578.00
Gifts and Donations, Adams Memorial Commission	225		5647	001	315,000.00
Contributions, Public Defender Service for the District of Columbia	511	X	5722	001	1,036.00
Collections, Contributions to the Cooperative Threat Reduction Program, Defense	097		5751	001	9,057.66
Contributions from Applicants, Renewable Energy Impact Assessments and Mitigation, Defense	097	X	5753	001	1,280,000.00
Gifts, Federal Supplementary Medical Insurance Trust Fund	075	X	8004	042	134.26
Gifts, Federal Hospital Insurance Trust Fund	075	X	8005	042	134.23
Gifts, Federal Old-Age and Survivors Insurance Trust Fund	028	X	8006	042	161,694.82
Gifts, Federal Disability Insurance Trust Fund	028	X	8007	042	6,985.00
Contributions to Library of Congress Gift Fund	003	X	8031	001	17,256,699.83
Income from Donated Securities, Library of Congress Gift Fund, Library of Congress	003	X	8031	021	664,943.10
Contributions, Library of Congress Trust Fund	003	X	8032	001	9,508,715.93
Donations to National Park Service	014	X	8037	001	87,565,825.29
Gifts and Donations, National Endowment for the Arts	417	X	8040	001	225,861.06
Gifts and Donations, National Endowment for the Humanities	418	X	8050	001	232,092.48
Contributions, Indian Health Facilities, Indian Health Services	075	X	8073	001	9,757,230.00
Grants and Donations, Institute of Museum and Library Services	474	X	8080	001	105,030.00
Gifts and Donations, Federal Judicial Center, the Judiciary	010	X	8123	001	140,149.18
Donations, National Archives Gift Fund, National Archives and Records Administration	088	X	8127	001	8,367,088.35
Department of Veterans Affairs Cemetery Gift Fund, Veterans Affairs	036	X	8129	001	240,803.03
Gifts and Donations, Congressional Office for International Leadership	009	X	8148	001	30.99
Contributions, Department of Defense General Gift Fund Deposits, Defense	097	X	8163	001	47,890.29
Deposits, General Post Fund, National Homes, Veterans Affairs	036	X	8180	001	17,277,748.46
Deposits, Canal Zone Biological Area Fund	033	X	8190	001	360,645.09
Gifts and Bequests, Agriculture	012	X	8203	001	649,412.71
Gifts and Donations, African Development Foundation	166	X	8239	001	2,120,950.71
Gifts, Donations and Contributions, Inter-American Foundation	164	X	8243	001	1,006,428.00
Gifts and Donations, Departmental Management, Homeland Security	070	X	8244	001	1,795.00
Gifts and Contributions, Peace Corps	011	X	8245	001	1,434,348.03
Contributions to National Institutes of Health Unconditional Gift Fund, Health and Human Services	075	X	8248	001	22,363,986.43
Gifts and Donations, Centers for Disease Control	075	X	8250	001	13,477,560.13

## Receipts by Source Categories

Classification	Account Symbol				Receipt Offset Against Outlays
	AID	A	MAIN	SUB	
<b>Proprietary Receipts from the Public - Continued</b>					
Contributions to National Institutes of Health Conditional Gift Fund	075	X	8253	001	49,258,405.43
Contributions, Education	091	X	8258	001	433,000.00
Gifts and Contributions, Corporation for National and Community Service	485	X	8267	001	1,804,864.00
Gifts and Donations, Commission for the Preservation of America's Heritage Abroad	321	X	8268	001	46,248.41
Trust Fund, Barry Goldwater Scholarship and Excellence in Education Foundation	313	X	8281	003	50,000.00
Gifts and Donations, Harry S. Truman Scholarship Foundation	372	X	8296	001	15.00
Donations, Advisory Council on Historic Preservation	306	X	8298	001	20,407.50
Gifts and Donations, Bureau of Indian Affairs	014	X	8361	001	2,280,284.43
Gifts and Donations, Bureau of Indian Affairs and Bureau of Indian, Interior	014	X	8367	001	2,950,000.00
Gifts and Bequests, Departmental Management	013	X	8501	001	162,295.23
Gifts and Bequests, Maritime Administration	069	X	8503	001	957,242.59
Contributions to the Indian Health Service Gift Fund	075	X	8511	001	84,785.00
Gifts, Armed Forces Retirement Home Trust Fund, Armed Forces Retirement Home	084	X	8522	005	53,929.35
Deposits, General Gift Fund, USCG, Homeland Security	070	X	8533	001	2,862,762.80
Contributions, American Battle Monuments Commission	074	X	8569	001	258,473.02
Gifts and Donations, Energy	089	X	8576	001	31,599.00
Donations, Morris K. Udall and Stewart L. Udall Foundation	487	X	8615	003	1,804,855.00
Deposits, Department of the Navy General Gift Fund	017	X	8716	001	1,067,615.72
Contributions to United States Naval Academy General Gift Fund	017	X	8733	001	13,362,942.98
Gifts and Bequests, Treasury	020	X	8790	001	1,448,667.88
Department of State Unconditional Gift Fund	019	X	8821	001	29,611,836.53
Conditional Gift Fund, General, State	019	X	8822	001	738,109.67
Gifts and Donations, Agency for International Development	072	X	8824	001	56,335,500.90
Deposits, Patients' Benefit Fund, National Fund, National Institutes of Health	075	X	8888	001	6,050.00
Deposits, Department of the Army General Gift Fund	021	X	8927	001	20,223,838.21
Deposits, Department of the Air Force General Gift Fund	057	X	8928	001	3,110,747.30
Donations to National Science Foundation	049	X	8960	001	30,869,633.67
Gifts and Contributions, Action	485	X	8981	001	5,909,357.56
Total, Gifts and Contributions					430,363,500.70

### Miscellaneous Receipt Accounts

Net Gains on Transactions in Foreign Currencies, Treasury Securities, Treasury	020		1682	000	17,822,248.70
GSE Fees Pursuant to P.L. 112-78 Sec. 401	020		2485	000	6,327,546,819.02
Recoveries for Government Property Lost or Damaged, Not Otherwise Classified, Army, Navy, Air Force	097		3019	000	2,543.81
Collections of Receivables from Cancelled Accounts, Library of Congress	003		3200	000	516.80
Collections and Receivables from Cancelled Accounts	049		3200	000	757,697.63
General Fund Proprietary Receipts, Defense Military, Not Otherwise Classified	017		3210	000	143,963,496.66
General Fund Proprietary Receipts, Defense Military, Not Otherwise Classified	021		3210	000	246,907,216.66
General Fund Proprietary Receipts, Defense Military, Not Otherwise Classified	057		3210	000	110,209,907.86
General Fund Proprietary Receipts, Defense Military, Not Otherwise Classified	097		3210	000	251,561,188.09
General Fund Proprietary Receipts, Not Otherwise Classified, All Other	000		3220	000	373,765.07
General Fund Proprietary Receipts, Not Otherwise Classified, All Other	001		3220	000	592,659.54
General Fund Proprietary Receipts, Not Otherwise Classified, All Other, U.S. Capitol Police Board	002		3220	000	1,895.05
General Fund Proprietary Receipts, Not Otherwise Classified, All Other	003		3220	000	10,549.76
General Fund Proprietary Receipts, Not Otherwise Classified, All Other, John C. Stennis Center for Public Service Training and Development	009		3220	012	370.00
General Fund Proprietary Receipts, Not Otherwise Classified, All Other	010		3220	000	941,509.16
General Fund Proprietary Receipts, Not Otherwise Classified, All Other	011		3220	000	273,360.37
General Fund Proprietary Receipts, Not Otherwise Classified, All Other	012		3220	000	12,665,230.86
General Fund Proprietary Receipts, Not Otherwise Classified, All Other	013		3220	000	1,818,311.32
General Fund Proprietary Receipts, Not Otherwise Classified, All Other	014		3220	000	66,430,383.36
General Fund Proprietary Receipts, Not Otherwise Classified, All Other	015		3220	000	18,482,432.72
General Fund Proprietary Receipts, Not Otherwise Classified, All Other, FBI, Justice	015		3220	002	16,376,344.04
General Fund Proprietary Receipts, Not Otherwise Classified, All Other, General Administration, Justice	015		3220	003	374,790,325.36
General Fund Proprietary Receipts, Not Otherwise Classified, All Other, ATF, Justice	015		3220	007	137,271.87
General Fund Proprietary Receipts, Not Otherwise Classified, All Other, BOP, Justice	015		3220	010	1,267,301.82
General Fund Proprietary Receipts, Not Otherwise Classified, All Other, DEA, Justice	015		3220	011	836,533.40
General Fund Proprietary Receipts, Not Otherwise Classified, All Other, USMS, Justice	015		3220	018	505,732.45
General Fund Proprietary Receipts, Not Otherwise Classified, All Other	016		3220	000	19,592,886.90
General Fund Proprietary Receipts, Not Otherwise Classified, All Other	019		3220	000	4,802,698.05
General Fund Proprietary Receipts, Not Otherwise Classified, All Other, Departmental Offices, Treasury	020		3220	001	17,386,748.02
General Fund Proprietary Receipts, Not Otherwise Classified, All Other, Inspector General For Tax Administration, Treasury	020		3220	004	75.00
General Fund Proprietary Receipts, Not Otherwise Classified, All Other, Office of Inspector General, Treasury	020		3220	008	7,833,993.94
General Fund Proprietary Receipts, Not Otherwise Classified, All Other, Internal Revenue Service, Treasury	020		3220	009	282,520.47
General Fund Proprietary Receipts, Not Otherwise Classified, All Other, Alcohol and Tobacco Tax and Trade Bureau, Treasury	020		3220	010	745.69
General Fund Proprietary Receipts, Not Otherwise Classified, All Other, Bureau of the Fiscal Service, Treasury	020		3220	012	141,773,099.60
General Fund Proprietary Receipts, Not Otherwise Classified, All Other, United States Mint, Treasury	020		3220	016	250.00
General Fund Proprietary Receipts, Not Otherwise Classified, All Other, Fiscal Service Miscellaneous, Treasury	020		3220	018	14,882,956.28
General Fund Proprietary Receipts, Not Otherwise Classified, All Other, Internal Revenue Service/Revenue, Treasury	020		3220	019	158,797,846.52
General Fund Proprietary Receipts, Not Otherwise Classified, All Other, Financial Crimes Enforcement Network, Treasury	020		3220	046	100.00
General Fund Proprietary Receipts, Not Otherwise Classified, All Other, Departmental Franchise Fund, Treasury	020		3220	074	25.00
General Fund Proprietary Receipts, Not Otherwise Classified, All Other	024		3220	000	1,378,602.14
General Fund Proprietary Receipts, Not Otherwise Classified, All Other	025		3220	000	3,734.50
General Fund Proprietary Receipts, Not Otherwise Classified, All Other	027		3220	000	3,911,277.45
General Fund Proprietary Receipts, Not Otherwise Classified, All Other, Social Security Administration	028		3220	000	29,682,278.49
General Fund Proprietary Receipts, Not Otherwise Classified, All Other	029		3220	000	2,132,542.05
General Fund Proprietary Receipts, Not Otherwise Classified, All Other	031		3220	000	67,884.19
General Fund Proprietary Receipts, Not Otherwise Classified, All Other	034		3220	000	400.00
General Fund Proprietary Receipts, Not Otherwise Classified, All Other	036		3220	000	24,979,656.81
General Fund Proprietary Receipts, Not Otherwise Classified, All Other	045		3220	000	26,330.06
General Fund Proprietary Receipts, Not Otherwise Classified, All Other	047		3220	000	14,077,807.82
General Fund Proprietary Receipts, Not Otherwise Classified, All Other	049		3220	000	5,090,913.38
General Fund Proprietary Receipts, Not Otherwise Classified, All Other	050		3220	000	526.28
General Fund Proprietary Receipts, Not Otherwise Classified, All Other	054		3220	000	50.00
General Fund Proprietary Receipts, Not Otherwise Classified, All Other	061		3220	000	6,766.14
General Fund Proprietary Receipts, Not Otherwise Classified, All Other	065		3220	000	876,506.22
General Fund Proprietary Receipts, Not Otherwise Classified, All Other	068		3220	000	605,751.93
General Fund Proprietary Receipts, Not Otherwise Classified, All Other	069		3220	000	372,902,796.84
General Fund Proprietary Receipts, Not Otherwise Classified, All Other	070		3220	000	21,059,296.04

## Receipts by Source Categories

Classification	Account Symbol				Receipt Offset Against Outlays
	AID	A	MAIN	SUB	
<b>Proprietary Receipts from the Public - Continued</b>					
General Fund Proprietary Receipts, Not Otherwise Classified	072		3220	000	6,755,116.20
General Fund Proprietary Receipts, Not Otherwise Classified, All Other	073		3220	000	81,908.80
General Fund Proprietary Receipts, Not Otherwise Classified, All Other	074		3220	000	20,123.10
General Fund Proprietary Receipts, Not Otherwise Classified, All Other	075		3220	000	8,448.85
General Fund Proprietary Receipts, Not Otherwise Classified, All Other, Office of the Secretary, Health and Human Services	075		3220	001	113,771,850.76
General Fund Proprietary Receipts, Not Otherwise Classified, All Other, Centers for Medicare and Medicaid Services, Health and Human Services	075		3220	005	454,553,471.74
General Fund Proprietary Receipts, Not Otherwise Classified, All Other, Food & Drug Administration, Health and Human Services	075		3220	006	5,800,967.94
General Fund Proprietary Receipts, Not Otherwise Classified, All Other, National Institutes of Health, Health and Human Services	075		3220	008	12,629,218.87
General Fund Proprietary Receipts, Not Otherwise Classified, All Other, Centers for Disease Control, Health and Human Service	075		3220	009	3,226,199.26
General Fund Proprietary Receipts, Not Otherwise Classified, All Other, Indian Health Service, Health and Human Services	075		3220	010	-976,198.34
General Fund Proprietary Receipts, Not Otherwise Classified, All Other	080		3220	000	3,161,177.78
General Fund Proprietary Receipts, Not Otherwise Classified, All Other	083		3220	000	156.75
General Fund Proprietary Receipts, Not Otherwise Classified, All Other	086		3220	000	4,421,236.56
General Fund Proprietary Receipts, Not Otherwise Classified	088		3220	000	19,934.05
General Fund Proprietary Receipts, Not Otherwise Classified, All Other	089		3220	000	94,529,427.98
General Fund Proprietary Receipts, Not Otherwise Classified, All Other	091		3220	000	68,512,942.47
General Fund Proprietary Receipts, Not Otherwise Classified, All Other	096		3220	000	78,004,585.57
General Fund Proprietary Receipts, Not Otherwise Classified, All Other, United States Commission on International Religious Freedom	295		3220	095	1,350.00
General Fund Proprietary Receipts, Not Otherwise Classified, All Other, Committee for Purchase from People Who Are Blind or Severely Disabled	338		3220	020	10.00
General Fund Proprietary Receipts, Not Otherwise Classified, All Other, Commodity Futures Trading Commission	339		3220	140	3,841.23
General Fund Proprietary Receipts, Not Otherwise Classified, All Other, Defense Nuclear Facilities Safety Board	347		3220	046	60.00
General Fund Proprietary Receipts, Not Otherwise Classified, All Other, District of Columbia	349		3220	069	11,760.93
General Fund Proprietary Receipts, Not Otherwise Classified, All Other	352		3220	001	2,700.00
General Fund Proprietary Receipts, Not Otherwise Classified, All Other, Federal Election Commission	360		3220	160	23,803.50
General Fund Proprietary Receipts, Not Otherwise Classified, All Other, Appraisal Subcommittee	362		3220	051	259.53
General Fund Proprietary Receipts, Not Otherwise Classified, All Other, Federal Mine Safety and Health Review Commission	368		3220	028	240.00
General Fund Proprietary Receipts, Not Otherwise Classified, All Other, James Madison Memorial Fellowship Foundation	381		3220	002	900.00
General Fund Proprietary Receipts, Not Otherwise Classified, All Other	420		3220	000	162,530.83
General Fund Proprietary Receipts, Not Otherwise Classified, All Other, National Transportation Safety Board	424		3220	003	1,824.05
General Fund Proprietary Receipts, Not Otherwise Classified, All Other, Surface Transportation Board	472		3220	089	550.00
General Fund Proprietary Receipts, Not Otherwise Classified, Federal Permitting Improvement Steering Council	473		3220	090	30.00
General Fund Proprietary Receipts, Not Otherwise Classified, All Other, Institute for Museum and Library Services	474		3220	003	1,078,455.34
General Fund Proprietary Receipts, Not Otherwise Classified, All Other, Corporation for National and Community Service	485		3220	055	1,705,748.23
General Fund Proprietary Receipts, Not Otherwise Classified, All Other, Public Defender Service, District of Columbia	511		3220	070	112.00
General Fund Proprietary Receipts, Not Otherwise Classified, All Other, United States Agency for Global Media	514		3220	068	409,679.84
General Fund Proprietary Receipts, Not Otherwise Classified, All Other, Millennium Challenge Corporation	524		3220	077	176,920.69
General Fund Proprietary Receipts, Not Otherwise Classified, All Other, Election Assistance Commission	525		3220	062	6,776.52
General Fund Proprietary Receipts, Not Otherwise Classified, All Other, FOIA Fees, Bureau of Consumer Financial Protection	581		3220	085	3,875.00
Cellulosic Biofuel Waiver Credits, Renewal Fuel Program, Environmental Protection Agency	068		3229	000	40,241,290.80
Other, Reclamation Fund, Interior	014		5000	028	157,430,474.60
Recreation Enhancement Fee Program, Bureau of Reclamation	014	X	5109	001	1,267,011.96
Sale and Rent of Real Property, International Center, Washington, D.C., State	019	X	5151	001	889,656.72
National Forests Fund, Roads and Trails for States	012	X	5203	001	19,950,071.82
Return of Principal from Private Sector Investments, Tribal Special Fund, Bureau of Trust Funds Administration, Interior	014	X	5265	004	46,225.86
Miscellaneous Sales of Assets, Tribal Special Fund, Bureau of Trust Funds Administration, Interior	014	X	5265	005	611.29
Lease of Land and Buildings, National Cemetery Administration Facilities Operation Fund, Veterans Affairs	036	X	5392	001	352,177.17
Reclamation Water Settlements Fund, Bureau of Reclamation, Interior	014	X	5593	001	120,000,000.00
Earnings on Investments, Bureau of Reclamation, Interior	014	X	5593	002	28,296,805.09
Water Storage Enhancement Receipts, Bureau of Reclamation, Interior	014	X	5704	001	482,330.42
Capitol Trust Account, Architect of the Capitol	001	X	5760	001	53,039.88
Return of Principal from Private Sector Investments, Tribal Trust Fund, Bureau of Trust Funds Administration, Interior	014	X	8030	004	356,579,690.00
Miscellaneous Sales of Assets, Tribal Trust Fund, Bureau of Trust Funds Administration, Interior	014	X	8030	005	155,469,512.88
Bureau of Transportation Statistics Data Sale, Federal-Aid Highways, FHA, Transportation	069	X	8083	003	12,350.00
Affordable Housing Allocations, Capital Magnet Fund, Departmental Offices, Treasury	020	X	8524	004	105,471,015.55
Affordable Housing Allocation, Housing Trust Fund, Housing and Urban Development	086	X	8560	001	195,874,743.15
Total, Miscellaneous Receipt Accounts					10,466,961,680.41
<b>Receipt Clearing Accounts</b>					
Collections and/or Payments Default, the Judiciary	010	F	3500	000	800.00
Collections and/or Payments Default Account	011	F	3500	000	202,753.58
Collections and/or Payments Default, Justice	015	F	3500	000	-2,644.11
Collections and/or Payments Default, Health and Human Services	075	F	3500	000	1,977.29
Deposits of Litigations, Internal Revenue Service, Treasury	020	F	3844	000	26,812,471.15
Proceeds of Sales, Personal Property (Suspense), Peace Corps	011	F	3845	044	124,294.96
Proceeds of Sales, Personal Property, Soil Conservation Service	012	F	3845	010	3,440,855.31
Proceeds of Sales, Personal Property, Forest Service	012	F	3845	011	13,684.45
Proceeds of Sales, Personal Property, Agricultural Research Service	012	F	3845	014	249,406.76
Proceeds of Sales, Personal Property, Animal and Plant Health Inspection Service	012	F	3845	016	2,443,906.94
Proceeds of Sales, Personal Property, Agricultural Marketing Services, Agriculture	012	F	3845	025	73,780.00
Proceeds of Sales, Personal Property, Foreign Agricultural Service	012	F	3845	029	38,189.58
Proceeds of Sales, Personal Property, International Trade Administration	013	F	3845	012	64,194.08
Proceeds of Sales, Personal Property, Geological Survey	014	F	3845	008	94,474.71
Proceeds of Sales, Personal Property, United States Fish and Wildlife Service	014	F	3845	016	3,027,974.43
Proceeds of Sales, Personal Property, Office of Surface Mining Reclamation and Enforcement	014	F	3845	018	75,447.00
Proceeds of Sales, Personal Property, Bureau of Indian Affairs and Bureau of Indian, Interior	014	F	3845	020	1,526,391.00
Proceeds of Sales, Personal Property, Justice Management Division	015	F	3845	001	22,762.00
Proceeds of Sales, Personal Property, Federal Bureau of Investigation	015	F	3845	002	-15,661.19
Proceeds of Sales, Personal Property, Drug Enforcement Administration	015	F	3845	011	-93,006.94
Proceeds of Sales, Personal Property (Suspense), State	019	F	3845	000	-773,002.41
Proceeds of Sales, Personal Property, Treasury Inspector General for Tax Administration	020	F	3845	004	7,344.80
Proceeds of Sales, Personal Property, Internal Revenue Service	020	F	3845	009	98.70
Proceeds of Sales, Personal Property, Smithsonian Institution	033	F	3845	001	-58,402.96
Proceeds of Sales, Personal Property (Suspense), Veterans Affairs	036	F	3845	000	413,702.61
Proceeds of Sales, Personal Property, General Services Administration	047	F	3845	000	-7,729,614.20
Proceeds of Sales, Personal Property (Suspense), Environmental Protection Agency	068	F	3845	000	-2,179.00



## Receipts by Source Categories

Classification	Account Symbol				Receipt Offset Against Outlays
	AID	A	MAIN	SUB	
<b>Proprietary Receipts from the Public - Continued</b>					
Proceeds of Sales, Personal Property	070	F	3845	005	1,050,014.21
Proceeds of Sales, Personal Property	070	F	3845	007	314,534.50
Proceeds of Sales, Personal Property	070	F	3845	019	23,283.61
Proceeds of Sales, Personal Property (Suspense), Agency for International Development	072	F	3845	000	183,309.36
Proceeds of Sale, Personal Property, United States Agency for Global Media	514	F	3845	068	32,414.02
Budget Clearing Account (Suspense), House of Representatives, Sergeant at Arms	000	F	3875	008	-17,341.27
Budget Clearing Account (Suspense), Library of Congress	003	F	3875	000	-541,313.37
Budget Clearing Account (Suspense), United States Courts	010	F	3875	002	-7,115,617.50
Budget Clearing Account (Suspense), Executive Operations	012	F	3875	004	10,590,158.93
Budget Clearing Account (Suspense), Forest Service	012	F	3875	011	-1,600,418.45
Budget Clearing Account (Suspense), Cooperative State Research, Education, and Extension Service	012	F	3875	015	1,556.75
Budget Clearing Account (Suspense), Animal and Plant Health Inspection Service	012	F	3875	016	96,675.80
Budget Clearing Account (Suspense), Agricultural Marketing Service	012	F	3875	025	447,020.93
Budget Clearing Account (Suspense), Farm Production and Conservation Programs	012	F	3875	026	13.00
Budget Clearing Account (Suspense), Food and Nutrition Service	012	F	3875	035	31,837.51
Budget Clearing Account (Suspense), Commodity Credit Corporation	012	F	3875	036	-33,210.46
Budget Clearing Account (Suspense), Food Safety and Inspection Service	012	F	3875	037	17,478.41
Budget Clearing Account (Suspense), Central Voucher Payment Center	012	F	3875	040	20,222,295.21
Budget Clearing Account (Suspense), Bureau of the Census	013	F	3875	004	9,146,686.00
Budget Clearing Account (Suspense), National Oceanic and Atmospheric Administration	013	F	3875	014	-173,161,036.65
Budget Clearing Account (Suspense), Bureau of Industry and Security, Commerce	013	F	3875	030	-88,014.26
Budget Clearing Account (Suspense), Federal Prison System	015	F	3875	010	-316,877.64
Budget Clearing Account (Suspense), Navy	017	F	3875	001	7,929,221.84
Budget Clearing Account (Suspense), Navy (Special)	017	F	3875	004	-14,839,667.78
Budget Clearing Account (Suspense), State	019	F	3875	000	-37,792,595.41
Budget Clearing Account (Suspense), for CAPPs Only, Office of Finance	019	F	3875	003	-2,041,460.63
Budget Clearing Account (Suspense), Internal Revenue Service	020	F	3875	009	-8.00
Budget Clearing Account (Suspense), Bureau of the Fiscal Service, Treasury	020	F	3875	012	0.02
Budget Clearing Account (Suspense), Bureau of the Fiscal Service	020	F	3875	017	8,852,762.08
Budget Clearing Account (Suspense), Army	021	F	3875	001	3,886,838.76
Budget Clearing Account (Suspense), Veterans Affairs	036	F	3875	000	72,258,230.01
Budget Clearing Account (Suspense), General Services Administration	047	F	3875	000	1,937,804.98
Budget Clearing Account (Suspense), National Science Foundation	049	F	3875	000	10,000,000.00
Budget Clearing Account (Suspense), Securities and Exchange Commission	050	F	3875	000	-958,825.33
Budget Clearing Account (Suspense), Air Force	057	F	3875	001	561,386.46
Budget Clearing Account (Suspense), Environmental Protection Agency	068	F	3875	000	23,861,448.96
Budget Clearing Account (Suspense)	070	F	3875	001	-101,095.26
Budget Clearing Account (Suspense)	070	F	3875	006	163,858,248.09
Budget Clearing Account (Suspense)	070	F	3875	011	-1,711,658.94
Budget Clearing Account (Suspense)	070	F	3875	019	12,912.33
Budget Clearing Account	070	F	3875	023	-130,891.63
Budget Clearing Account (Suspense), Small Business Administration	073	F	3875	000	47,855,940.45
Budget Clearing Account (Suspense), Departmental Management	075	F	3875	001	-5,833,665.48
Budget Clearing Account (Suspense), Food and Drug Administration	075	F	3875	006	-12,191,724.49
Budget Clearing Account (Suspense), Program Support Center (DPM)	075	F	3875	007	-42,011,093.72
Budget Clearing Account (Suspense), National Institutes of Health	075	F	3875	008	7,161,807.55
Budget Clearing Account (Suspense), Indian Health Services, Health and Human Services	075	F	3875	010	17,442,054.22
Budget Clearing Account (Suspense), Cash Control and Reconciliation Division	086	F	3875	000	-59,282.21
Budget Clearing Account (Suspense), Cash Control and Reconciliation Division	086	F	3875	001	69,721.73
Budget Clearing Account (Suspense), Energy	089	F	3875	000	-17,822,314.75
Budget Clearing Account (Suspense), Education	091	F	3875	000	-414,828,486.14
Budget Clearing Account (Suspense), Secretary of Defense	097	F	3875	000	1,574.39
Budget Clearing Account (Suspense), Defense	097	F	3875	001	150,916,367.41
Budget Clearing Account (Suspense), Offset Program, Defense	097	F	3875	002	30.00
Unavailable Check Cancellations and Overpayments (Suspense), Library of Congress	003	F	3880	000	4,662.38
Unavailable Check Cancellations and Overpayments (Suspense), Peace Corps	011	F	3880	044	686.90
Unavailable Check Cancellations and Overpayments (Suspense), National Oceanic and Atmospheric Administration, Commerce	013	F	3880	014	58,971,877.43
Unavailable Check Cancellations and Overpayments (Suspense), Economic Development Administration, Commerce	013	F	3880	020	-40,096,658.52
Unavailable Check Cancellations and Overpayments (Suspense), General Legal Activities	015	F	3880	001	845.00
Unavailable Check Cancellations and Overpayments (Suspense), Navy	017	F	3880	000	-1,341,797.38
Unavailable Check Cancellations and Overpayments (Suspense), Charleston, SC	019	F	3880	069	-186,157.00
Unavailable Check Cancellations and Overpayments (Suspense), Army	021	F	3880	000	108,482.07
Unavailable Check Cancellations and Overpayments (Suspense), Air Force	057	F	3880	000	-1,604,981.24
Unavailable Check Cancellations and Overpayments (Suspense), Federal Aviation Administration	069	F	3880	013	67,201.35
Unavailable Check Cancellations and Overpayments (Suspense), Secretary of Defense	097	F	3880	000	-52,176.61
Debt Collection Collections	020	F	3887	001	-62,371.36
Total, Receipt Clearing Accounts					-128,663,360.29
Total, Proprietary Receipts from the Public					347,397,731,981.94
<b>Intrabudgetary Receipts Deducted by Agency</b>					
<b>Intrafund Transactions</b>					
<b>Intrafund Transactions</b>					
<b>Interest from the Federal Financing Bank:</b>					
Interest on Loans to Federal Financing Bank, Treasury	020		1418	000	3,919,903,412.27
<b>Interest on Government Capital in Enterprises:</b>					
Interest on Loans from the Presidio Trust	020		1338	000	7,647,205.88
Interest on Loans and Federal Investment, Bonneville Power Administration Fund, Energy	020		1351	000	196,018,971.69
Interest on Loans to Western Area Power Administration, Energy	020		1360	000	2,310,946.34
Interest on Loans to Commodity Credit Corporation	020		1401	000	572,817,480.45
Interest on Advances to Colorado River Dam Fund, Boulder Canyon Project	014		1427	000	316,033.27
Interest on Loans to National Flood Insurance Fund, Federal Emergency Management Agency	020		1433	000	619,437,500.00
Total, Interest on Government Capital in Enterprises					1,398,548,137.63
<b>Interest Received by Retirement and Health Benefits Funds:</b>					
Earnings on Investments, Postal Service Contributions for Retiree Health, Office of Personnel Management	024	X	5391	002	689,478,504.20

## Receipts by Source Categories

Classification	Account Symbol				Receipt Offset Against Outlays
	AID	A	MAIN	SUB	
<b>Intrabudgetary Receipts Deducted by Agency - Continued</b>					
Earnings on Investments, DOD Medicare-Eligible Retiree Health Care Fund	097	X	5472	002	18,647,530,042.31
Earnings on Investments, DC Federal Pension Fund	020	X	5511	002	93,297,081.32
Total, Interest Received by Retirement and Health Benefits Funds					19,430,305,627.83
Total, Intrafund Transactions					24,748,757,177.73
<b>General Fund Payments to Retirement and Health Benefits Funds</b>					
<b>DOD Retiree Health Care Fund:</b>					
Federal Contributions, DOD Medicare-Eligible Retiree Health Care Fund	097	X	5472	003	9,584,000,000.00
<b>Miscellaneous Federal Retirement Funds:</b>					
Federal Contribution, DC Federal Pension Fund	020	X	5511	001	680,788,000.00
<b>Payments to Railroad Retirement:</b>					
Receipts from Federal Old-Age and Survivors Insurance (OAS) Trust Fund, Social Security Equivalent Benefit Account, Railroad Retirement Board	060	X	8010	031	5,859,775,000.00
Receipts from Disability Insurance (DI) Trust Fund, Social Security Equivalent Benefit Account, Railroad Retirement Board	060	X	8010	032	73,686,000.00
Payment from the National Railroad Retirement Investment Trust, Rail Industry Pension Fund, Railroad Retirement Board	060	X	8011	016	1,180,000,000.00
Total, Payments to Railroad Retirement					7,113,461,000.00
<b>Other:</b>					
Interest on Advances to Small Business Administration	073		1428	000	69,170.01
Recoveries from Federal Agencies for Settlement of Claims for Contract Disputes	020		3101	000	99,056,893.01
Reimbursements from Federal Agencies for Payments Made as a Result of Discriminatory Conduct	020		3112	000	11,814,044.88
Collections of Recoveries and Refunds from Canceled Accounts, Defense	097		3113	000	3,400.00
Collections of Receivables from Canceled Accounts	001		3200	000	2,669.71
Collections of Receivables from Canceled Accounts, Government Accountability Office	005		3200	000	23,459.29
Collections of Receivables from Canceled Accounts, U.S. Courts, The Judiciary	010		3200	002	14,423.88
Collections of Receivables from Canceled Accounts	011		3200	000	3,013.42
Collections of Receivables from Canceled Accounts, Agriculture	012		3200	000	1,971,599.45
Collections of Receivables from Canceled Accounts	013		3200	000	74,629.58
Collections of Receivables from Canceled Accounts, Interior	014		3200	000	157.49
Collections of Receivables from Canceled Accounts	015		3200	000	27,803.67
Collections of Receivables from Canceled Accounts, FBI, Justice	015		3200	002	53,771.26
Collections of Receivables from Canceled Accounts, OJP, Justice	015		3200	004	8,619.97
Collections of Receivables from Canceled Accounts, BOP, Justice	015		3200	010	35,173.01
Collections of Receivables from Canceled Accounts, DEA, Justice	015		3200	011	78,471.35
Collections of Receivables from Canceled Accounts, Labor	016		3200	000	2,111,041.38
Collections of Receivables from Canceled Accounts	017		3200	000	64,667,155.61
Collections of Receivables from Canceled Accounts, State	019		3200	000	7,705,092.65
Collections of Receivables from Canceled Accounts, Internal Revenue Service, Treasury	020		3200	009	259,767.87
Collections of Receivables from Canceled Accounts, Community Development Financial Institution, Treasury	020		3200	028	12,309,518.44
Collections of Receivables from Canceled Accounts	021		3200	000	83,757,867.39
Collections of Receivables from Canceled Accounts, Smithsonian Institution	033		3200	000	3,139.99
Collections of Receivables from Canceled Accounts, Veterans Affairs	036		3200	000	72,560,957.78
Collections of Receivables from Canceled Accounts, Equal Employment Opportunity Commission	045		3200	000	11,299.43
Collections of Receivables from Canceled Accounts	057		3200	000	45,384,658.17
Collections of Receivables from Canceled Accounts, Federal Maritime Commission	065		3200	000	58.14
Collections of Receivables from Canceled Accounts, Environmental Protection Agency	068		3200	000	257,625.40
Collections of Receivables from Canceled Accounts	069		3200	000	1,666,067.48
Collections of Receivables from Canceled Accounts	070		3200	000	3,672,399.08
Collections of Receivables from Canceled Accounts	072		3200	000	590,480.68
Collections of Receivables from Canceled Accounts, Small Business Administration	073		3200	000	-26,692.22
Collections of Receivables from Canceled Accounts, Office of the Secretary, Health and Human Services	075		3200	001	1,033,429.12
Collections of Receivables from Canceled Accounts, National Institutes of Health, Health and Human Services	075		3200	008	8,310,050.70
Collections of Receivables from Canceled Accounts, National Aeronautics and Space Administration	080		3200	000	1,046,792.91
Collections of Receivables from Canceled Accounts, Housing and Urban Development	086		3200	000	3,879,838.65
Collections of Receivables from Canceled Accounts, Energy	089		3200	000	73,115.18
Collections of Receivables from Canceled Accounts	097		3200	000	-9,590,391.96
Collections of Receivables from Canceled Accounts, Commission on Civil Rights	326		3200	019	455.17
Collections of Receivables from Canceled Accounts, National Labor Relations Board	420		3200	000	4,368.48
Collections of Receivables from Canceled Accounts, Corporation for National and Community Service	485		3200	055	441,732.14
Earnings on Investments, Office of Surface Mining Reclamation and Enforcement	014	X	5015	009	796,195,186.11
Earnings on Investments, Federal Aid to 1975 Wildlife Restoration Fund	014	X	5029	002	106,660,323.40
Earnings on Investments, Assets Forfeiture Fund, Justice	015	X	5042	002	461,351,706.41
Earnings on Investments, Perishable Agricultural Commodities, Agricultural Marketing Service	012	X	5070	002	628,505.63
Earnings on Investments, United States Trustee System Fund, Justice	015	X	5073	002	9,171,727.48
Earnings on Investments, Oliver Wendell Holmes Devise Fund, Library of Congress	003	X	5075	002	1,441.48
Advances and Reimbursements, Judiciary Automation Fund, The Judiciary	010	X	5114	003	676,136,798.00
Payment from the General Fund, Cooperative Endangered Species Conservation Fund	014		5143	000	86,195,521.00
Earnings on Investments, International Center, Washington, D. C., State	019	X	5151	002	638,492.16
Interest on Investments, Panama Canal Commission Compensation Fund, Labor	016	X	5155	002	578,426.28
Interest on Principal, Utah Reclamation Mitigation and Conservation Account	014	X	5174	002	5,234,896.38
Federal Payments, International Litigation Fund, State	019	X	5177	002	2,800,000.00
Earnings on Investments, Defense Cooperation Account	097	X	5187	002	447,065.09
Earnings on Investments, Natural Resource Damage Assessment and Restoration Fund, U.S. Fish and Wildlife Service, Interior	014	X	5198	002	114,955,047.87
Earnings on Investments, Native American Institutions Endowment Fund	012	X	5205	002	7,893,246.99
Earnings on Investments, Nuclear Waste Disposal Fund, Energy	089	X	5227	002	1,868,345,713.28
Earnings on Investments, Energy	089	X	5231	002	58,608,491.41
General Fund Payment - Defense, Energy	089	X	5231	004	285,000,000.00
Earnings on Investment, Southern Nevada Public Land Management	014	X	5232	002	87,295,126.75
Earnings on Investments, Operation and Maintenance, Indian Irrigation Systems	014	X	5240	002	3,218,817.83
Earnings on Investment, Tribal Special Fund, Bureau of Trust Funds Administration, Interior	014	X	5265	002	821,296.47
Payments from Compensation and Pension, Medical CRE Collections Fund, Veterans Affairs	036	X	5287	008	2,493,373.09
Interest on Investments, Pesticide Registration Fund, Environmental Protection Agency	068	X	5374	002	306,368.52
Receipts, Acquisition Workforce Training Fund, General Services Administration	047		5381	001	18,946,835.36
Collections, Host Country Resident Contractors Separation Liability Fund, Peace Corps	011	X	5395	001	3,000,000.00
Interest Earned, Environmental Improvement and Restoration Fund, Office of Natural Resources Revenue, Interior	014	X	5425	002	45,306,226.76
Underpayment and Fraud Collection, Internal Revenue Service	020	X	5433	001	87,924,367.14

## Receipts by Source Categories

Classification	Account Symbol				Receipt Offset Against Outlays
	AID	A	MAIN	SUB	
<b>Intrabudgetary Receipts Deducted by Agency - Continued</b>					
Federal Fee, Debt Collection Fund, Bureau of the Fiscal Service, Treasury	020	X	5445	004	34,914,856.78
Earnings on Investments, Lincoln County Land Act, Bureau of Land Management	014	X	5469	002	1,485,104.31
Employing Agency Contributions, Foreign Service National Defined Contributions Retirement Fund, State	019	X	5497	001	47,434,857.08
Interest on Investments, Foreign Service National Defined Contributions Retirement Fund, State	019	X	5497	002	6,440,655.25
Employee Contributions, Foreign Service National Defined Contributions Retirement Fund, State	019	X	5497	005	8,593,428.97
Earnings on Investments, Senate Preservation Fund, Library of Congress	000	X	5509	002	28,013.98
Interest Earnings on Investments in Treasury Securities, Federal Housing Finance Agency	537	X	5532	002	13,233,600.52
Interest, Child Enrollment Contingency Fund, Centers for Medicare and Medicaid Services, Health and Human Services	075	X	5551	002	1,028,667,772.07
Interest, Investor Protection Fund, Securities and Exchange Commission	050	X	5567	002	19,291,849.03
Earnings on Investments, Bureau of Consumer Financial Protection Fund	581	X	5577	002	36,747,548.93
Earnings on Investments, United States Victims of State Sponsored Terrorism Fund, General Legal Activities, Justice	015	X	5608	002	200,392,808.86
General Fund Payment, NIH Innovation, CURES Act	075	X	5628	001	407,000,000.00
General Fund Payment, FDA Innovation, CURES Act	075	X	5629	001	50,000,000.00
Earnings on Investments, Low-Hazard Indian Dam Safety Deferred Maintenance Fund	014	X	5638	002	3,639,109.70
Earnings on Investments, Indian Irrigation Fund, Bureau of Indian Affairs and Indian Education	014	X	5639	002	10,283,457.28
Earnings on Investments, Power Revenues, Indian Irrigation Projects	014	X	5648	002	1,522,476.41
Interest Earned on Investments, Blackfeet Water Settlement Implementation Fund, Bureau of Reclamation	014	X	5668	002	11,979,816.36
Earnings on Investments, Treasury Forfeiture Fund	020	X	5697	002	267,586,119.21
Earnings on Investments, National Flood Insurance Reserve Fund, Homeland Security	070	X	5701	002	103,596,242.40
Earnings on Investments, National Parks and Public Land Legacy Restoration Fund, Department-Wide Pro	014	X	5715	002	268,003,568.12
Transfers from Presidential Election Campaign Fund, 10-Year PRIF, National Institutes of Health	075	X	5736	001	1,960,000.00
Receipts from Civil Service Retirement and Disability Fund, Suspense	019	X	8186	005	3,021,646.90
Total, Other					7,669,345,060.69
<b>Clearing Accounts:</b>					
IPAC Default, General Administration, Justice	015	F	3502	000	507.32
Undistributed Intragovernmental Payrolls, Health and Human Services	075	F	3870	000	-31,252,585.99
Undistributed Intragovernmental Payments, Library of Congress	003	F	3885	000	-56.00
Undistributed Intragovernmental Payments, United States Courts, The Judiciary	010	F	3885	002	-31,462,722.18
Undistributed Intragovernmental Payments, Office of Administration, Executive Office of the President	011	F	3885	017	-874,271.69
Undistributed Intergovernmental Payments, Office of the Secretary	012	F	3885	003	-598,027.57
Undistributed Intergovernmental Payments, Executive Operations, Agriculture	012	F	3885	004	-7,843,254.99
Undistributed Intergovernmental Payments, Departmental Administration, Agriculture	012	F	3885	005	-392,925.33
Undistributed Intergovernmental Payments, Office of Communications, Agriculture	012	F	3885	006	117.23
Undistributed Intergovernmental Payments, Office of Civil Rights, Agriculture	012	F	3885	007	-25,000.00
Undistributed Intergovernmental Payments, Office of Risk Management, Farm Service Agency, Agriculture	012	F	3885	008	-105,567.29
Undistributed Intergovernmental Payments, Natural Resources Conservation Service, Agriculture	012	F	3885	010	151,371.03
Undistributed Intergovernmental Payments, Forest Service, Agriculture	012	F	3885	011	802,067.63
Undistributed Intergovernmental Payments, Agricultural Research Service	012	F	3885	014	-401,060.22
Undistributed Intergovernmental Payments, Cooperative State Research, Education and Extension Service	012	F	3885	015	215,674.53
Undistributed Intergovernmental Payments, Animal and Plant Health Inspection Service	012	F	3885	016	-213,241.87
Undistributed Intergovernmental Payments, National Agricultural Statistics Service	012	F	3885	018	17,390.26
Undistributed Intergovernmental Payments, Rural Development Administration	012	F	3885	020	-9,305,904.42
Undistributed Intergovernmental Payments, Office of the General Counsel	012	F	3885	022	-218,791.35
Undistributed Intergovernmental Payments, Agricultural Marketing Service	012	F	3885	025	-88,596.03
Undistributed Intergovernmental Payments, Farm Production and Conservation Programs	012	F	3885	026	313,790.52
Undistributed Intergovernmental Payments, Foreign Agricultural Service	012	F	3885	029	96,891.32
Undistributed Intergovernmental Payments, Food and Nutrition Service	012	F	3885	035	593,718.66
Undistributed Intergovernmental Payment, Commodity Credit Corporation	012	F	3885	036	-190.00
Undistributed Intergovernmental Payments, Food Safety and Inspection Service, Agriculture	012	F	3885	037	1,171,105.46
Undistributed Intergovernmental Payments, National Finance Center, Agriculture	012	F	3885	040	1,040,395,747.09
Undistributed Intergovernmental Payments, Farm Service Agency, Agriculture	012	F	3885	049	-768,769.55
Undistributed Intergovernmental Payments, National Institute of Standards and Technology	013	F	3885	001	265,108.74
Undistributed Intergovernmental Payments, Patent and Trademark Office, Commerce	013	F	3885	010	365,574.96
Undistributed Intergovernmental Payments, National Oceanic Atmospheric Administration, Commerce	013	F	3885	014	5,569,000.00
Undistributed Intergovernmental Payments, Bureau of Land Management	014	F	3885	011	-25,616,561.01
Undistributed Intergovernmental Payments, Legal Activities	015	F	3885	001	152,831,909.34
Undistributed Intergovernmental Payments, Federal Bureau of Investigation	015	F	3885	002	120,938.36
Undistributed Intergovernmental Payments, Navy	017	F	3885	000	1,561,784.29
Undistributed Intergovernmental Payments, Navy (OPAC-Difference)	017	F	3885	007	-63,071.05
Undistributed Intergovernmental Payments, for CAPPs Only, Office of Finance, State	019	F	3885	003	6,545,799.13
Undistributed Intergovernmental Payments, Treasury	020	F	3885	001	-11,190,034.79
Undistributed Intergovernmental Payments, Internal Revenue Service	020	F	3885	011	2,809,675.58
Undistributed Intergovernmental Payments, Army	021	F	3885	000	-105.54
Undistributed Intergovernmental Payments, Army (OPAC-Difference)	021	F	3885	007	-1,477,072.48
Undistributed Intergovernmental Payments, Veterans Affairs	036	F	3885	000	-324,786,200.25
Undistributed Intergovernmental Payments, Air Force (OPAC-Difference)	057	F	3885	007	-17,211,114.76
Undistributed Intergovernmental Payments, Environmental Protection Agency	068	F	3885	000	-21,780,100.82
Undistributed Intergovernmental Payments, Federal Aviation Administration	069	F	3885	013	-49,925.04
Undistributed Intergovernmental Payments	070	F	3885	006	320,975,974.66
Undistributed Intergovernmental Payments, Cybersecurity and Infrastructure Security Agency, Homeland Security	070	F	3885	009	58.97
Undistributed Intergovernmental Payments	070	F	3885	011	54,845,416.29
Undistributed Intergovernmental Payment	070	F	3885	012	-584,582.27
Undistributed Intergovernmental Payments	070	F	3885	019	600.00
Undistributed Intergovernmental Payments, Homeland Security	070	F	3885	021	-342,206.24
Undistributed Intergovernmental Payments	070	F	3885	023	-425,290.48
Undistributed Intergovernmental Payments, Agency for International Development	072	F	3885	000	828,957.54
Undistributed Intergovernmental Payments, Small Business Administration	073	F	3885	000	7,106,443.46
Undistributed Intergovernmental Payments, Departmental Management	075	F	3885	001	21,719,664.82
Undistributed Intergovernmental Payments, Food and Drug Administration	075	F	3885	006	-18,669,857.67
Undistributed Intergovernmental Payments, National Institutes of Health	075	F	3885	008	-4,068,921.15
Undistributed Intergovernmental Payments, Office of the Secretary, Housing and Urban Development	086	F	3885	001	-129,492.36
Undistributed Intergovernmental Payments, Energy	089	F	3885	000	5,189,986.68
Undistributed Intergovernmental Payments, Education	091	F	3885	000	70,971,674.28
Undistributed Intergovernmental Payments, Corps of Engineers	096	F	3885	000	-35,452.52
Undistributed Intergovernmental Payments, Defense	097	F	3885	000	-198,730.96
Undistributed Intergovernmental Payments, Defense (OPAC-Difference)	097	F	3885	007	3,247,993.71
Total, Clearing Accounts					1,188,535,257.99
Total, General Fund Payments to Retirement and Health Benefits Funds					26,236,129,318.68
Total, Intrafund Transactions					50,984,886,496.41

## Receipts by Source Categories

Classification	Account Symbol				Receipt Offset Against Outlays
	AID	A	MAIN	SUB	

### Intrabudgetary Receipts Deducted by Agency - Continued

#### Interfund Transactions

##### Contributions to Insurance Programs:

Federal Contributions, Federal Supplementary Medical Insurance Trust Fund	075	X	8004	001	375,967,160,931.34
Miscellaneous Federal Payments, Federal Supplementary Medical Insurance Trust Fund	075	X	8004	006	1,873,811.69
Federal Contributions for Administrative Costs, Medicare Prescription Drug Account, FSMI	075	X	8004	046	493,000,000.00
Federal Contributions for Benefits, Medicare Prescription Drug Account, FSMI	075	X	8004	047	101,860,622,011.88
Payments from the General Fund, Federal Hospital Insurance Trust Fund	075	X	8005	006	987,605,261.76
Federal Hospital Trust Fund, Transfer from General Fund (OAS) Taxes	075	X	8005	035	39,794,000,000.00
Payments from the General Fund for Health Care Fraud and Abuse Control Account, Fraud and Abuse Control Program, Federal Hospital Insurance Trust Fund	075	X	8005	044	168,346,704.00
Miscellaneous Federal Payments, Federal Old-Age and Survivors Insurance Trust Fund	028	X	8006	006	53,143,654,112.54
FOASI, General Fund Payments for Payroll Tax Holiday, SSA	028	X	8006	018	29,221.73
Federal Payments for Pension Reform Administrative Expenses, Federal Old-Age and Survivors Insurance Trust Fund	028	X	8006	043	2,360,347.86
Miscellaneous Federal Payments, Federal Disability Insurance Trust Fund	028	X	8007	006	618,502,619.92
FDI, General Fund Payments for Payroll Tax Holiday, SSA	028	X	8007	018	4,962.19
Advances from the General Fund for Financial Interchange Interest, Social Security Equivalent Benefit Account, Railroad Retirement Board	060	X	8010	004	8,520,380.48
Income Tax Credits, Social Security Equivalent Benefit Account, Railroad Retirement Board	060	X	8010	012	412,000,000.00
Federal Payments to Railroad Retirement Trust Funds, Railroad Retirement Account	060	X	8011	007	542,000,000.00
Federal Employees Compensation Account Deposits by Federal Agencies, Unemployment Trust Fund	016	X	8042	010	257,278,697.72
Payments from the General Fund for Extending Unemployment Compensation	016	X	8042	013	23,239,951.00
Federal Contribution, Department of Defense Military Retirement Fund	097	X	8097	003	151,521,000,000.00
Employing Agency Contributions, Department of Defense, Education Benefits Fund	097	X	8098	001	35,684,066.00
Federal Payment to the Judicial Survivors Annuities Fund, The Judiciary	010	X	8110	004	27,700,000.00
Federal Payment to Judicial Officers Retirement Fund, The Judiciary	010	X	8122	004	220,900,000.00
Federal Payment to Claims Court, Judges Retirement Fund, The Judiciary	010	X	8124	001	3,300,000.00
Federal Contribution, Civil Service Retirement and Disability Fund	024	X	8135	005	53,255,231,701.00
Employing Agency Payments for Salaries of Reemployed Annuitants, (Suspense) Civil Service Retirement and Disability	024	X	8135	007	46,565,865.82
Employing Agency Contributions, Defense	097	X	8165	001	3,168,255.48
Federal Contribution, Foreign Service Retirement and Disability Fund	019	X	8186	008	609,200,000.00
Federal Payments to D.C. Judicial Retirement and Survivors Annuity Fund	020	X	8212	003	26,806,000.00
Foreign Service National Separation Liability Trust Fund, United States Agency for Global Media	514	X	8285	001	467,902.00
Employing Agency Contributions, Voluntary Separation Incentive Fund	097	X	8335	001	10,600,000.00
Foreign Service National Separation Liability Trust Fund, Library of Congress	003	X	8339	001	1,218,251.00
Foreign Service National Separation Liability Trust Fund, State	019	X	8340	001	30,634,797.70
Foreign National Employee Separation Liability Fund, Agency for International Development	072	X	8342	001	9,142,467.98
Foreign Service National Separation Liability Trust Fund, Animal and Plant Health Inspection Service, Agriculture	012	X	8558	001	1,476,590.00
Total, Contributions to Insurance Programs					780,083,294,911.09

##### Miscellaneous Payments:

General Fund Proprietary Interest, Not Otherwise Classified, Armed Forces Retirement Home	084		1435	000	143.31
Interest Payments on Advances to the Black Lung Disability Trust Fund	020		1495	000	280,364,524.37
Interest on Advances to the Railroad Retirement Account	020		1497	000	150,136,443.49
Interest on Loans or Advances to the Extended Unemployment Compensation Account, Bureau of the Fiscal Service, Treasury	020		1501	010	141,194,804.79
Interest on Loans or Advances to the Federal Unemployment Account, Bureau of the Fiscal Service, Treasury	020		1501	020	396,147,244.33
Charges for Services to Trust Funds	019		2414	000	6,030.00
Charges for Administrative Expenses of Social Security Act, as Amended	020		2416	000	950,131,740.90
Federal Hospital Insurance Trust Fund Transfers from the General Fund (Criminal Fines)	075	X	8005	046	1,932,173.18
Federal Hospital Insurance Trust Fund Transfers from the General Fund (Civil Monetary Penalties)	075	X	8005	047	43,796,628.19
Federal Hospital Insurance Trust Fund Transfers from the General Fund (Asset Forfeiture)	075	X	8005	048	193,473,257.48
Payments from Wool Research, Development and Promotion Trust Fund	012	X	8100	001	2,250,000.00
Payment from the General Fund, Radiation Exposure Compensation Trust Fund, Justice	015	X	8116	001	80,000,000.00
Interfund Transactions, Hazardous Substance Superfund	068	X	8145	005	282,699,213.00
Payment from the General Fund, Congressional Office for International Leadership	009	X	8148	003	6,000,000.00
Payment from the General Fund, Corporation for National and Community Service	485	X	8267	003	180,000,000.00
Payment from Operating Expenses, National Service Trust Fund	485	X	8267	005	25,141,308.58
Payment to the John C. Stennis Center for Public Service Training and Development	009	X	8275	001	1,000,075.00
Federal Grants, Barry Goldwater Scholarship and Excellence in Education	313		8281	004	9,000,000.00
General Fund Payment, Harry S. Truman Scholarship Foundation	372	X	8296	003	2,970,000.00
Payment from the General Fund, Patient-Centered Outcomes Research Trust Fund	579		8299	003	320,000,000.00
General Fund Payment to the Armed Forces Retirement Home, Armed Forces Retirement Home Trust Fund, Armed Forces Retirement Home	084	X	8522	008	25,000,000.00
General Fund Payment, Trade Enforcement Trust Fund, Office of the U.S. Trade Representative, Executive Office of the President	011	X	8581	001	15,000,000.00
Payment From The General Fund, National Surface Transportation and Innovative Finance Bureau Highway Trust Fund Account, Upward Reestimates, Transportation	069	X	8634	001	1,328,217,711.72
Profits from Sale of Ships, Stores, Navy	017	X	8723	001	10,101,225.59
Total, Miscellaneous Payments					4,444,562,523.93
Total, Interfund Transactions					784,527,857,435.02
Total, Intrabudgetary Receipts Deducted by Agency					835,512,743,931.43

#### Undistributed Offsetting Receipts

##### Employer Share, Employee Retirement

Non-DOD Employing Agency Contributions, DOD Medicare-Eligible Retiree Health Care Fund	097	X	5472	001	303,909,303.00
Department of Defense Contributions, DOD Retiree Health Care Fund	097	X	5472	005	10,533,354,000.00
Transfers from General Fund of Amounts Equal to Federal Employer Contributions for FICA Taxes, Federal Hospital Insurance Trust Fund	075	X	8005	012	4,873,000,000.00
Postal Service Employer Contributions, Federal Hospital Insurance Trust Fund	075	X	8005	013	819,000,000.00
Transfers from General Fund of Amounts Equal to Federal Employer Contributions for FICA Taxes, Federal Old-Age and Survivors Insurance Trust Fund	028	X	8006	012	19,917,000,000.00
Transfers from General Fund of Amounts Equal to Federal Employer Contributions for FICA Taxes, Federal Disability Insurance Trust	028	X	8007	012	3,382,000,000.00
Employing Agency Contributions, Department of Defense Military Retirement Fund	097	X	8097	001	24,931,401,307.03
Federal Contributions (Concurrent Receipt Accruals), Military Retirement Fund	097	X	8097	004	19,874,141,000.00

## Receipts by Source Categories

Classification	Account Symbol				Receipt Offset Against Outlays
	AID	A	MAIN	SUB	
<b>Undistributed Offsetting Receipts - Continued</b>					
Employing Agency Contributions, Suspense, Civil Service Retirement and Disability Fund	024	X	8135	002	48,751,479,651.58
Employer's Contributions from Off-Budget Federal Agencies, Civil Service Retirement and Disability Fund	024	X	8135	022	4,881,895,871.41
Supplementary Retirement Contributions from Off-Budget Federal Agencies, Civil Service Retirement and Disability Fund %31 USC 3513< . . .	024	X	8135	023	1,000,000,000.00
Employing Agency Contributions, Foreign Service Retirement and Disability Fund, Suspense	019	X	8186	004	445,453,863.20
Employing Agency Contributions, United States Court of Appeals for Veterans Claims	345	X	8290	003	4,726,000.00
Total, Employer Share, Employee Retirement					139,717,360,996.22
<b>Interest Received by Trust Funds</b>					
Earnings on Investments, Federal Supplementary Medical Insurance Trust Fund	075	X	8004	002	3,792,162,925.29
Interest, Medicare Prescription Drug Account, FSMI	075	X	8004	037	222,835,692.48
Earnings on Investments, Federal Hospital Insurance Trust Fund	075	X	8005	002	6,049,481,120.45
Interest Payments by Railroad Retirement Board, Federal Hospital Insurance Trust Fund	075	X	8005	005	25,303,000.00
Earnings on Investments, Federal Old-Age and Survivors Insurance Trust Fund	028	X	8006	002	62,890,552,530.25
Earnings on Investments, Federal Disability Insurance Trust Fund	028	X	8007	002	4,529,029,338.31
Earnings on Investments, Social Security Equivalent Benefit Account, Railroad Retirement Board	060	X	8010	001	37,051,878.82
Interest Transferred to Federal Hospital Insurance Trust Fund, Social Security Equivalent Benefit Account, Railroad Retirement Board	060	X	8010	018	-25,303,000.00
Earning on Investments, Railroad Retirement Account	060	X	8011	001	26,343,443.93
Earnings on Investments, Inspection and Grading of Farm Products	012	X	8015	002	3,034,455.09
Interest on Bequest of Gertrude M. Hubbard, Library of Congress	003	X	8022	002	850.00
Earnings on Investments, Japan-United States Friendship Commission Trust Fund	382	X	8025	002	1,632,188.03
Earnings on Investment, Tribal Trust Fund, Bureau of Trust Funds Administration, Interior	014	X	8030	002	13,602,975.49
Earnings on Investment, Library of Congress Trust Fund	003	X	8031	002	2,230,919.42
Earnings on Investments, Library of Congress Trust Fund	003	X	8032	002	1,407,630.44
Earnings on Investments, Donations to National Park Service, National Park Service, Interior	014	X	8037	002	9,638,825.25
Earnings on Investments, Land Between the Lakes Trust Fund, Forest Service	012	X	8039	002	145,243.82
Earnings on Investments, Unemployment Trust Fund	016	X	8042	002	2,275,576,277.97
Earnings on Investments, Preservation, Birthplace of Abraham Lincoln	044	X	8052	002	3,442.50
Earnings on Investments, Department of Defense Military Retirement Fund	097	X	8097	002	67,903,910,774.05
Earnings on Investments, Department of Defense Education Benefits Fund	097	X	8098	002	23,303,067.41
Earnings on Investments, Highway Trust Fund	069	X	8102	002	6,062,462,578.02
Earnings on Investments, Airport and Airway Trust Fund	069	X	8103	002	492,520,123.58
Earnings on Investments, Judicial Survivors Annuities Fund, The Judiciary	010	X	8110	002	30,618,952.97
Earnings on Investments, Tax Court Judges Survivors Annuity Fund, United States Tax Court	023	X	8115	002	487,043.62
Earnings on Investments in Federal Securities, National Railroad Retirement Investment Trust	060	X	8118	002	7,648,387.12
Interest and Profits on Investments, Judicial Officers Annuities Fund, The Judiciary	010	X	8122	002	55,472,166.77
Interest on Investments, Claims Court Judges Retirement Fund, The Judiciary	010	X	8124	002	1,828,824.72
Earnings on Investments, National Archives Gift Fund	088	X	8127	002	706,845.40
Earnings on Investments, Relief and Rehabilitation, Longshoreman's and Harbor Workers' Compensation Act, as Amended, Labor	016	X	8130	002	3,299,599.56
Earnings on Investments, National Service Life Insurance Fund	036	X	8132	002	19,661,974.04
Earnings on Investments, Relief and Rehabilitation, Workmen's Compensation Act, within the District of Columbia, Labor	016	X	8134	002	94,221.87
Earnings on Investments, Civil Service Retirement and Disability Fund	024	X	8135	004	26,458,526,972.30
Interest Received by the Trust Fund from Federal Financing Bank Obligations, Civil Service Retirement Disability Fund	024	X	8135	025	138,376,091.13
Earnings on Investments, Hazardous Substance Superfund	068	X	8145	002	602,832,273.15
Earnings on Investments, Aquatic Resources Trust Fund	070	X	8147	003	85,942,275.12
Earnings on Investments, Russian Congressional Office for International Leadership	009	X	8148	002	124,718.74
Premium and Other Receipts, United States Government Life Insurance Fund	036	X	8150	001	105.85
Earnings on Investments, United States Government Life Insurance Fund	036	X	8150	002	32,683.68
Earnings on Investments, Leaking Underground Storage Tank Trust Fund	068	X	8153	002	78,822,670.96
Earnings on Investments, National Security Education Trust Fund	097	X	8168	002	114,312.65
Earnings on Investments, Vaccine Injury Compensation Trust Fund	075	X	8175	002	155,564,806.62
Earnings on Investments, General Post Fund, National Homes	036	X	8180	002	6,866,510.18
Earnings on Investments Oil Spill Liability Trust Fund, Homeland Security	070	X	8185	002	362,284,159.41
Earnings on Investments, Foreign Service Retirement and Disability Fund	019	X	8186	002	602,071,309.27
Earnings on Investments, Lower Brule Sioux Tribe Terrestrial Wildlife Habitat Restoration Trust Fund, Bureau of the Fiscal Service, Treasury	020	X	8207	002	372,417.80
Earnings on Investments, Cheyenne River Sioux Tribe Terrestrial Wildlife Habitat Restoration Trust Fund, Bureau of the Fiscal Service, Treasury	020	X	8209	002	1,082,367.40
Interest on Investments	020	X	8212	002	4,003,551.96
Earnings on Investments, South Dakota Terrestrial Wildlife Habitat Restoration Trust Fund	096	X	8217	002	3,045,179.74
Earnings on Investments, National Institutes of Health Unconditional Gift Fund, Health and Human Services	075	X	8248	002	1,315,871.46
Earnings on Investments, National Institutes of Health Conditional Gift Fund	075	X	8253	002	17,641.63
Interest on Investments, Corporation for National Community Service	485	X	8267	002	63,230,049.83
Interest and Earnings on Investments, Israeli Arab Scholarship Program	019	X	8271	002	70,786.26
Interest on Investments, John C. Stennis Center for Public Service Training and Development	009	X	8275	002	468,142.30
Earnings on Investments, Eisenhower Exchange Fellowship Program Trust Fund	570	X	8276	002	334,690.45
Interest on Investments, Barry Goldwater Scholarship and Excellence in Education Foundation	313	X	8281	002	2,186,604.82
Earnings on Investments, James Madison Memorial Fellowship Trust Fund	381	X	8282	002	1,867,725.88
Earnings on Investments, United States Court of Appeals for Veterans Claims	345	X	8290	002	816,364.01
Earnings on Investments, Harry S. Truman Scholarship Foundation	372	X	8296	002	1,549,426.02
Earnings on Investments, Patient-Centered Outcomes Research Trust Fund	579	X	8299	002	6,090,220.21
Interest on Investments, U.S. Capitol Preservation Commission	009	X	8300	002	631,433.63
Earnings on Investments, Voluntary Separation Incentive Fund	097	X	8335	002	2,678,805.65
Earnings on Investments, Host Nation Support for U.S. Relocation Activities	097	X	8337	002	8,445,529.61
Earnings on Investments, Support for U.S. Relocation to Guam Activities, Defense	097	X	8358	002	38,394,942.17
Interest from Investments, Armed Forces Retirement Home Trust Fund, Armed Forces Retirement Home	084	X	8522	002	10,024,184.25
Earnings on Investments, General Gift Fund, USCG, Homeland Security	070	X	8533	002	61,692.01
Interest on Investments, Endeavor Teacher Fellowship Trust	080	X	8550	002	22,454.60
Interest on Investments, Morris K. Udall and Stewart L. Udall Foundation	487	X	8615	002	2,420,617.22
Earnings on Investments, Gulf Coast Restoration Trust Fund, Bureau of the Fiscal Service, Treasury	020	X	8625	002	135,479,813.67
Earnings on Investments, United States Naval Academy General Gift Fund	017	X	8733	002	185,508.50
Earnings on Investments, Gifts and Bequests, Treasury	020	X	8790	002	127,977.39
Earnings on Investments, Center for Middle Eastern-Western Dialogue Trust Fund, State	019	X	8813	002	103,823.78
Earnings on Investments, Conditional Gift Fund, General, State	019	X	8822	002	596,858.68
Earnings on Investments, Inland Waterways Trust Fund	096	X	8861	002	16,751,995.55
Earnings on Investments, Harbor Maintenance Trust Fund	096	X	8863	002	581,523,203.58
Earnings on Investments, Patients' Benefit Fund, National Institutes of Health	075	X	8888	002	27,717.83
Earnings on Investments, Patients' Benefit Fund, Public Health Service Hospitals, Health Resources and Services	075	X	8889	002	1,694.00

## Receipts by Source Categories

Classification	Account Symbol				Receipt Offset Against Outlays
	AID	A	MAIN	SUB	
<b>Undistributed Offsetting Receipts - Continued</b>					
<b>Administration</b>					
Earnings on Investments, Department of the Army General Gift Fund	021	X	8927	002	158,504.45
Earnings on Investments, Department of the Air Force General Gift Fund	057	X	8928	002	389.83
Earnings and Investments, Science, Space and Technology Education Trust Fund	080	X	8978	002	686,957.68
Gifts and Donations, National Aeronautics and Space Administration	080	X	8980	001	5.00
Total, Interest Received by Trust Funds					183,833,078,314.58
<b>Other Interest</b>					
Interest Received from Outer Continental Shelf Escrow Amounts, Interior	014		1493	000	876,738.99
<b>Rents and Royalties on the Outer Continental Shelf</b>					
Rent and Bonuses on Outer Continental Shelf Lands, Interior	014		1820	000	214,000,287.13
Royalties on Outer Continental Shelf Lands, Interior	014		2020	000	5,130,094,516.18
Arctic National Wildlife Refuge (ANWR) Oil and Gas Leasing Revenues, Federal Share, Interior	014		2025	000	-8,229,487.50
Budget Clearing Account (Suspense), Mineral Leasing Rights	014	F	3875	017	151,228,018.68
Land and Water Conservation Fund, Surplus Property Sales, National Park Service	014		5005	002	321,500.00
Land and Water Conservation Fund, Rent Receipts, Outer Continental Shelf Lands, National Park Service	014		5005	007	342,911,967.25
Land and Water Conservation Fund, Royalty Receipts, Outer Continental Shelf Lands, National Park Service	014		5005	008	540,134,477.22
Outer Continental Shelf Rents and Bonuses, LWCF Share from Certain Leases, National Park Service	014		5005	009	879,426.14
Outer Continental Shelf Royalties, LWCF Share from Certain Leases, National Park Service	014		5005	010	124,120,573.86
Historic Preservation Fund, Receipts, Outer Continental Shelf Lands	014		5140	000	150,000,000.00
Outer Continental Shelf Rents and Bonuses, State Share from Certain Gulf of Mexico Leases, Office of Natural Resources Revenue, Interior	014	X	5535	001	24,690,497.84
Outer Continental Shelf Royalties, Office of Natural Resources Revenue, Interior	014	X	5535	002	350,269,201.85
Total, Rents and Royalties on the Outer Continental Shelf					7,020,420,978.65
Total, Undistributed Offsetting Receipts					330,571,737,028.44
<b>Offsetting Governmental Receipts</b>					
<b>Regulatory Fees</b>					
Registration, Filing, and Permit Fees, Pipeline and Hazardous Materials Administration, Transportation	069		0855	000	572,600.00
Fees and Recoveries, Federal Energy Regulatory Commissions, Energy	089		0894	000	20,894,012.84
Passenger Security Fees Returned to the General Fund, Transportation Security Administration, Homeland Security	070		0900	000	760,000,000.00
Marine Safety User Fees U.S. Coast Guard	070		2421	000	24,348,305.13
Fees for Bankruptcy Oversight, United States Trustee System Fund, Justice	015	X	5073	001	255,021,327.27
Immigration User Fees, Homeland Security	070		5087	003	1,008,936,876.40
Immigration Examinations Fee Account, Homeland Security	070	X	5088	001	6,218,220,101.83
Land Border Inspection Fees, Homeland Security	070	X	5089	001	78,464,090.08
H-1B Nonimmigrant Petitioner Account, Homeland Security	070		5106	001	397,185,070.62
Breached Bond Penalties Greater Than \$8m, Breached Bond Detention Fund, Border and Transportation Security, Homeland Security	070	X	5126	001	33,295,916.95
Diversion Control Fee Account	015	X	5131	001	604,439,952.18
Pipeline Safety User Fees, Research and Special Programs Administration	069		5172	000	181,878,834.52
Underground Natural Gas Storage Facility Safety	069		5172	004	7,076,875.21
Nuclear Facilities Fees Fund, Nuclear Regulatory Commission	031	X	5280	001	800,762,604.16
Environmental Services, Environmental Protection Agency	068		5295	000	33,064,968.74
Student and Exchange Visitor Fee, Border and Transportation Security, Homeland Security	070	X	5378	001	243,250,293.78
Fees, Aviation Security Capital Fund, Transportation Security Administration, Homeland Security	070	X	5385	001	250,000,000.00
Fines and Penalties, Immigration Enforcement Account, U.S. Customs and Border Protection, Homeland Security	070	X	5451	001	1,221,743.22
Detention and Removal Operations Fees, U.S. Immigration and Customs Enforcement, Homeland Security	070	X	5542	001	431,365.00
International Registered Traveler Program Fund, U.S. Customs and Border Protection, Homeland Security	070	X	5543	001	369,212,334.34
Customs Conveyance, Passenger, and Other Fees, USCS, Homeland Security	070	X	5695	020	1,235,903,928.55
Customs Merchandise Processing Fee, USCS, Homeland Security	070		5695	030	3,280,813,265.27
Fees, EB-5 Integrity Fund, U.S. Citizenship and Immigration Services, Homeland Security	070	X	5705	001	10,846,035.84
Mobile Home Inspection and Monitoring Fees, Manufactured Housing Fees Trust Fund, Housing and Urban Development	086		8119	001	15,680,600.00
Total, Regulatory Fees					15,831,521,101.93
<b>Other</b>					
Tonnage Duty Fees	020		0311	000	33,002,082.52
Restoration, Rocky Mountain Arsenal, Army	021	X	5098	001	853,565.04
Diversion Control Fee, OGV Proceeds, DEA, Justice	015	X	5131	004	822,682.59
H-1B and L Fraud Prevention and Detection Account	070		5389	001	147,544,131.21
Fisheries Enforcement Asset Forfeiture Fund Deposits, National Oceanic and Atmospheric Administration, Commerce	013	X	5583	001	1,441,467.21
Sanctuaries Enforcement Asset Forfeiture Fund Deposits, National Oceanic and Atmospheric Administration, Commerce	013	X	5584	001	80,395.68
Earnings on Investment, High-Hazard Indian Dam Safety Deferred Maintenance Fund	014		5637	002	8,278,955.23
Temporary L-1 Visa Fees, 9-11 Response and Biometric Exit Account, USCBP, Homeland Security	070	X	5702	001	2,311,785.00
Temporary H-1B Visa Fees, 9-11 Response and Biometric Exit Account, USCBP, Homeland Security	070	X	5702	003	15,234,000.00
Payment from Commodity Credit Corporation, Emergency Citrus Disease Research and Development Trust	012	X	8559	001	25,000,000.00
Total, Other					234,569,064.48
Total, Offsetting Governmental Receipts					16,066,090,166.41
Total, Receipts by Source Categories					6,447,652,517,484.48

# **Part Three**

---

**Detail of Appropriations, Outlays, and Balances**

Appropriations, Outlays, and Balances - Continued

Appropriation or Fund Account  Title	Account Symbol				Balances, Beginning of Fiscal Year	Appropriations and Other Obligational Authority <sup>1</sup>	Transfers Borrowings and Investment (Net) <sup>2</sup>	Outlays (Net)	Balances Withdrawn and Other Transactions <sup>3</sup>	Balances, End of Fiscal Year	
	Period of Availability	ATA	AID	MAIN							SUB
<p align="center"><b>Legislative Branch</b></p> <p align="center"><b>Senate</b></p> <p align="center"><b>General Fund Accounts</b></p>											
<p>Compensation of Members and Related Administrative Expenses, Senate Fund Resources:</p>											
Undisbursed Funds	2024		000	0100	000	-----	24,949,150.00	-----	22,241,874.74	-----	2,707,275.26
	2023					2,817,284.54	-----	-----	2,018,700.19	-----	798,584.35
	2022					796,011.93	-----	-----	-----	796,011.93	-----
	Subtotal		000	0100	000	3,613,296.47	24,949,150.00	-----	24,260,574.93	796,011.93	3,505,859.61
<p>Expense Allowances of the Vice President, the President Pro Tempore, Majority and Minority Leaders, Majority and Minority Whips, and Chairmen of the Majority and Minority Conference Committees, Senate Fund Resources:</p>											
Undisbursed Funds	2024		000	0107	000	-----	195,000.00	-----	85,564.70	-----	109,435.30
	2023					118,575.91	-----	-----	30,399.30	-----	88,176.61
	2022					128,538.09	-----	-----	-----	128,538.09	-----
	Subtotal		000	0107	000	247,114.00	195,000.00	-----	115,964.00	128,538.09	197,611.91
<p>Representation Allowances for the Majority and Minority Leaders, Senate Fund Resources:</p>											
Undisbursed Funds	2024		000	0108	000	-----	30,000.00	-----	-----	-----	30,000.00
	2023					30,000.00	-----	-----	-----	-----	30,000.00
	2022					30,000.00	-----	-----	-----	30,000.00	-----
	Subtotal		000	0108	000	60,000.00	30,000.00	-----	-----	30,000.00	60,000.00
<p>Salaries, Officers and Employees, Senate Fund Resources:</p>											
Undisbursed Funds	2024-2028		000	0110	000	-----	300,000.00	-----	300,000.00	-----	-----
	2023-2027					-----	-----	300,000.00	300,000.00	-----	-----
	2024-2026					-----	7,100.00	-----	7,100.00	-----	-----
	2023-2025					-----	-----	20,000.00	20,000.00	-----	-----
	2024					-----	271,587,620.00	-----	236,472,160.89	-----	35,115,459.11
	2022-2024					-----	-----	13,000.00	13,000.00	-----	-----
	2023					24,687,968.77	-----	-----	22,300,279.45	-----	2,387,689.32
	2022					9,422,034.01	-----	-----	578,134.36	8,843,899.65	-----
	No Year					17,715.56	100,000.00	100,000.00	217,715.56	-----	-----
	Subtotal		000	0110	000	34,127,718.34	271,994,720.00	433,000.00	260,208,390.26	8,843,899.65	37,503,148.43
<p>Payment to Widows and Heirs of Deceased Members of Congress, Senate Fund Resources:</p>											
Undisbursed Funds	No Year		000	0115	000	-----	174,000.00	-----	<sup>4</sup> 174,000.00	-----	-----

Footnotes at End of Chapter



## Appropriations, Outlays, and Balances - Continued

Appropriation or Fund Account  Title	Account Symbol				Balances, Beginning of Fiscal Year	Appropriations and Other Obligational Authority <sup>1</sup>	Transfers Borrowings and Investment (Net) <sup>2</sup>	Outlays (Net)	Balances Withdrawn and Other Transactions <sup>3</sup>	Balances, End of Fiscal Year
	Period of Availability	ATA	AID	MAIN						
Contingent Expenses, Miscellaneous Items, Senate Fund Resources: Undisbursed Funds	2024-2026		000	0123	000	----- 26,509,900.00	----- -----	17,394,820.26	----- -----	9,115,079.74
	2023-2025					10,010,844.07	----- -2,220,000.00	-306,204.43	----- -----	8,097,048.50
	2024					----- 450,380.00	----- -----	177,286.86	----- -----	273,093.14
	2022-2024					2,899,024.13	----- -713,000.00	986,482.05	----- -----	1,199,542.08
	2023					299,225.28	----- -----	224,515.82	----- -----	74,709.46
	2021-2023					1,009,675.67	----- -----	-256,223.54	----- -----	1,265,899.21
	2022					68,718.73	----- -----	2,078.18	66,640.55	----- -----
	2020-2022					4,447,458.67	----- -----	2,700,000.00	1,747,458.67	----- -----
	No Year					30,867,528.56	----- -----	833,200.88	----- -----	30,034,327.68
	Subtotal		000	0123	000	49,602,475.11	26,960,280.00 -2,933,000.00	21,755,956.08	1,814,099.22	50,059,699.81
Contingent Expenses, Secretary of the Senate, Senate Fund Resources: Undisbursed Funds	2024-2028		000	0126	000	----- 12,679,000.00	----- -----	7,037,358.31	----- -----	5,641,641.69
	2023-2027					5,645,253.43	----- -300,000.00	5,030,697.41	----- -----	314,556.02
	2022-2026					142,540.41	----- -----	124,748.95	----- -----	17,791.46
	2021-2025					184,691.05	----- -----	130,534.11	----- -----	54,156.94
	2020-2024					2,570,573.47	----- -----	363,005.12	----- -----	2,207,568.35
	2019-2023					53,375.92	----- -----	1,174.13	----- -----	52,201.79
	2018-2022					4,264.82	----- -----	-----	4,264.82	----- -----
	No Year					19,324,361.13	4,400,000.00 -100,000.00	3,460,481.40	----- -----	20,163,879.73
	Subtotal		000	0126	000	27,925,060.23	17,079,000.00 -400,000.00	16,147,999.43	4,264.82	28,451,795.98
Contingent Expenses, Sergeant at Arms and Doorkeeper of the Senate, Senate Fund Resources: Undisbursed Funds	2024-2028		000	0127	000	----- 185,442,000.00	----- -----	70,903,953.76	----- -----	114,538,046.24
	2023-2027					103,581,206.75	----- -----	36,909,218.69	----- -----	66,671,988.06
	2022-2026					35,085,887.37	----- -----	14,014,119.46	----- -----	21,071,767.91
	2021-2026					642,260.00	----- -----	-----	----- -----	642,260.00
	2021-2025					22,315,310.58	----- -----	2,697,284.14	----- -----	19,618,026.44
	2024					----- 5,800,000.00	----- -----	-----	----- -----	5,800,000.00
	2020-2024					19,246,505.52	----- -----	10,957,273.96	----- -----	8,289,231.56
	2023					4,100,000.00	----- -4,100,000.00	-----	----- -----	-----
	2019-2023					2,385,597.78	----- -----	1,840,271.67	----- -----	545,326.11
	2018-2022					429,072.30	----- -----	76,874.74	352,197.56	----- -----
	No Year					12,910,662.58	9,500,000.00 -----	7,865,072.12	----- -----	14,545,590.46
	Subtotal		000	0127	000	200,696,502.88	200,742,000.00 -4,100,000.00	145,264,068.54	352,197.56	251,722,236.78

Footnotes at End of Chapter

Appropriations, Outlays, and Balances - Continued

Appropriation or Fund Account  Title	Account Symbol				Balances, Beginning of Fiscal Year	Appropriations and Other Obligational Authority <sup>1</sup>	Transfers Borrowings and Investment (Net) <sup>2</sup>	Outlays (Net)	Balances Withdrawn and Other Transactions <sup>3</sup>	Balances, End of Fiscal Year
	Period of Availability	ATA	AID	MAIN						
Contingent Expenses of the Senate, Inquiries and Investigations, Senate Fund Resources: Undisbursed Funds	2024-2026		000	0128	000	----- 17,400,000.00	-----	9,100,000.00	-----	8,300,000.00
	2023-2025					6,161,500.00	-----	6,161,500.00	-----	-----
	2024					----- 156,600,000.00	-----	140,003,347.42	-----	16,596,652.58
	2022-2024					60,000.00	-----	60,000.00	-----	-----
	2023					17,316,568.65	-----	17,292,725.91	-----	23,842.74
	2021-2023					50,000.00	-----	50,000.00	-----	-----
	2022					43,759.75	-----	27,048.08	16,711.67	-----
	2020-2022					3,750,000.00	-----	3,750,000.00	-----	-----
	Subtotal		000	0128	000	27,381,828.40	174,000,000.00	176,444,621.41	16,711.67	24,920,495.32
Contingent Expenses, United States Senate Caucus on International Narcotics Control, Senate Fund Resources: Undisbursed Funds	2024		000	0129	000	----- 582,000.00	-----	416,144.39	-----	165,855.61
	2023					247,357.37	-----	38,948.53	-----	208,408.84
	2022					188,135.33	-----	-----	188,135.33	-----
	Subtotal		000	0129	000	435,492.70	582,000.00	455,092.92	188,135.33	374,264.45
Contingent Expenses, Senator's Official Personnel and Office Expense Account, Senate Fund Resources: Undisbursed Funds	2024-2026		000	0130	000	----- 20,128,000.00	-----	15,000,000.00	-----	5,128,000.00
	2023-2025					6,628,950.00	----- 2,200,000.00	8,000,000.00	-----	828,950.00
	2024					----- 532,472,000.00	-----	478,097,678.81	-----	54,374,321.19
	2022-2024					652,950.00	----- 700,000.00	1,002,950.00	-----	350,000.00
	2023					57,186,305.51	-----	57,021,844.61	-----	164,460.90
	2021-2023					14,950.00	-----	14,950.00	-----	-----
	2022					126,345.60	-----	88,047.30	38,298.30	-----
	2020-2022					108,950.00	-----	108,950.00	-----	-----
	Subtotal		000	0130	000	64,718,451.11	552,600,000.00	2,900,000.00	38,298.30	60,845,732.09
Official Mail Costs, Senate Fund Resources: Undisbursed Funds	2024		000	0132	000	----- 300,000.00	-----	156,312.04	-----	143,687.96
	2023					180,321.09	-----	10,806.64	-----	169,514.45
	2022					145,850.12	-----	-----	145,850.12	-----
	Subtotal		000	0132	000	326,171.21	300,000.00	167,118.68	145,850.12	313,202.41
Contingent Expenses, Stationery, Revolving Fund, Senate Fund Resources: Undisbursed Funds	No Year		000	0140	000	2,377,147.11	-----	392,566.24	-----	1,984,580.87

Footnotes at End of Chapter

## Appropriations, Outlays, and Balances - Continued

Appropriation or Fund Account	Account Symbol				Balances, Beginning of Fiscal Year	Appropriations and Other Obligational Authority <sup>1</sup>	Transfers Borrowings and Investment (Net) <sup>2</sup>	Outlays (Net)	Balances Withdrawn and Other Transactions <sup>3</sup>	Balances, End of Fiscal Year
Title	Period of Availability	ATA	AID	MAIN						
Salaries and Expenses, Office of Senate Legal Counsel, Senate Fund Resources:										
Undisbursed Funds	2024		000	0171	000	----- 1,365,000.00	-----	1,038,285.76	-----	326,714.24
	2023					315,513.18	-----	81,612.64	-----	233,900.54
	2022					266,974.25	-----	-----	266,974.25	-----
	Subtotal		000	0171	000	582,487.43	-----	1,119,898.40	266,974.25	560,614.78
Expense Allowance for the Secretary of the Senate, Sergeant at Arms and Doorkeeper of the Senate and Secretaries for the Majority and for the Minority of the Senate, Senate Fund Resources:										
Undisbursed Funds	2024-2028		000	0172	000	----- 15,000.00	-----	13,979.04	-----	1,020.96
	2023-2027					1,524.25	-----	1,379.81	-----	144.44
	2024					----- 30,000.00	-----	18,608.07	-----	11,391.93
	2020-2024					0.39	-----	-----	-----	0.39
	2023					12,330.29	-----	601.53	-----	11,728.76
	2022					10,029.69	-----	-----	10,029.69	-----
	Subtotal		000	0172	000	23,884.62	-----	34,568.45	10,029.69	24,286.48
Sergeant at Arms Business Continuity and Disaster Recovery Fund, Senate Fund Resources:										
Undisbursed Funds	No Year		000	0175	000	24,514,748.70	-----	4,100,000.00	-----	27,157,549.35
Contingent Expenses, Sergeant at Arms Fellowships Fund, Senate Fund Resources:										
Undisbursed Funds	No Year		000	0176	000	6,277,000.00	-----	-----	-----	6,277,000.00
Salaries and Expenses, Office of the Legislative Counsel of the Senate, Senate Fund Resources:										
Undisbursed Funds	2024		000	0185	000	----- 8,650,000.00	-----	7,682,393.88	-----	967,606.12
	2023					1,095,155.63	-----	763,085.39	-----	332,070.24
	2022					391,735.20	-----	-----	391,735.20	-----
	Subtotal		000	0185	000	1,486,890.83	-----	8,445,479.27	391,735.20	1,299,676.36
Congressional Use of Foreign Currency, Senate Fund Resources:										
Undisbursed Funds	No Year		000	0188	001	9,857,594.98	15,000,000.00	-----	10,062,323.74	-----
<b>Public Enterprise Funds</b>										
Senate Restaurant Fund, Senate Fund Resources:										
Undisbursed Funds	No Year		000	4022	000	4,704,741.37	-----	-----	-316,756.26	-----
Contingent Expenses, Senate Computer Center Revolving Fund, Senate Fund Resources:										
Undisbursed Funds	No Year		000	4046	000	10,000.00	-----	-----	-----	10,000.00

Footnotes at End of Chapter

**Appropriations, Outlays, and Balances - Continued**

Appropriation or Fund Account  Title	Account Symbol				Balances, Beginning of Fiscal Year	Appropriations and Other Obligational Authority <sup>1</sup>	Transfers Borrowings and Investment (Net) <sup>2</sup>	Outlays (Net)	Balances Withdrawn and Other Transactions <sup>3</sup>	Balances, End of Fiscal Year	
	Period of Availability	ATA	AID	MAIN							SUB
Senate Health Promotion, Revolving Fund, Senate Fund Resources: Undisbursed Funds	No Year		000	4051	000	4,775.40	-----	-----	-----	4,775.40	
Senate Office of Public Records, Revolving Fund, Senate Fund Resources: Undisbursed Funds	No Year		000	4052	000	283,646.88	-----	-----	-5,712.80	289,359.68	
Senate Gift Shop Revolving Fund, Senate Fund Resources: Undisbursed Funds	No Year		000	4062	000	6,540,221.67	-----	-----	-577,629.90	7,117,851.57	
Senate Photographic Studio Revolving Fund, Senate Fund Resources: Undisbursed Funds	No Year		000	4086	000	1,061,011.79	-----	-----	89,777.65	971,234.14	
Senate Recording Studio Revolving Fund, Senate Fund Resources: Undisbursed Funds	No Year		000	4087	000	1,687,581.87	-----	-----	-54,351.81	1,741,933.68	
Daniel Webster Senate Page Resident Revolving Fund, Senate Fund Resources: Undisbursed Funds	No Year		000	4101	000	655,742.40	-----	-----	147,971.42	507,770.98	
Senate Hair Care Revolving Fund, Senate Fund Resources: Undisbursed Funds	No Year		000	4326	000	125,186.11	-----	-----	-5,644.79	130,830.90	
<b>Total, Senate</b>						<b>469,326,771.61</b>	<b>1,294,666,150.00</b>	<b>-----</b>	<b>1,225,117,895.93</b>	<b>13,026,745.83</b>	<b>525,848,279.85</b>
<b>House of Representatives</b>											
<b>General Fund Accounts</b>											
Compensation of Members and Related Administrative Expenses, House of Representatives Fund Resources: Undisbursed Funds	2024		000	0200	000	-----	108,644,700.00	-----	96,450,736.91	-----	12,193,963.09
	2023					11,619,642.35	-----	-----	8,113,612.40	-----	3,506,029.95
	2020					-75.51	-----	-----	-----	-----	<sup>5</sup> -75.51
	Subtotal		000	0200	000	11,619,566.84	108,644,700.00	-----	104,564,349.31	-----	15,699,917.53
Salaries and Expenses, House of Representatives Fund Resources: Undisbursed Funds	2024-2025		000	0400	000	-----	621,834,000.00	-----	535,311,890.88	-----	86,522,109.12
	2023-2025					25,358,697.76	-----	-----	14,417,704.79	-----	10,940,992.97
	2024					-----	1,138,223,499.74	-----	1,037,629,134.19	-----	100,594,365.55
	2023-2024					99,746,563.56	-----	-----	87,930,145.77	-----	11,816,417.79
	2023					111,661,031.47	-----	-22,733.10	85,783,300.54	-----	25,854,997.83
	2022-2023					13,442,299.43	-----	-----	194,593.34	-----	13,247,706.09
	2021-2023					284,615.17	-----	-----	74,562.50	-----	210,052.67
	2022					20,175,640.27	-----	-----	9,826,068.23	6,116,072.19	4,233,499.85

Footnotes at End of Chapter

## Appropriations, Outlays, and Balances - Continued

Appropriation or Fund Account  Title	Account Symbol				Balances, Beginning of Fiscal Year	Appropriations and Other Obligational Authority <sup>1</sup>	Transfers Borrowings and Investment (Net) <sup>2</sup>	Outlays (Net)	Balances Withdrawn and Other Transactions <sup>3</sup>	Balances, End of Fiscal Year	
	Period of Availability	ATA	AID	MAIN							SUB
	2021-2022				11,280,991.82	-----	-7,632,451.95	6,030.45	3,642,509.42	-----	
	2021				1,977,878.02	-----	-1,977,878.02	-----	-----	-----	
	No Year				269,460,963.91	90,940,500.26	9,633,063.07	68,647,259.91	-----	301,387,267.33	
	Subtotal		000	0400	000	553,388,681.41	1,850,998,000.00	-----	1,839,820,690.60	9,758,581.61	554,807,409.20
Contingent Expenses, Stationery, Revolving Fund, House of Representatives Fund Resources:											
Undisbursed Funds	No Year		000	0440	000	2,411,441.21	-----	-----	-79,486.60	-----	2,490,927.81
Congressional Use of Foreign Currency, House of Representatives Fund Resources:											
Undisbursed Funds	No Year		000	0488	001	3,515,816.31	18,000,000.00	-----	14,422,833.93	-----	7,092,982.38
<b>Public Enterprise Funds</b>											
Contingent Expenses, House Recording Studio, Revolving Fund, House of Representatives Fund Resources:											
Undisbursed Funds	No Year		000	4004	000	1,960,048.69	-----	-----	-413,118.55	-----	2,373,167.24
Contingent Expenses, Page Residence Hall and Meal Plan, House of Representatives Fund Resources:											
Undisbursed Funds	No Year		000	4011	000	0.64	-----	-----	-----	-----	0.64
House Services Revolving Fund, House of Representatives Fund Resources:											
Undisbursed Funds	No Year		000	4199	000	3,816,078.45	-----	-----	-1,096.64	-----	3,817,175.09
House Child Care Center Revolving Fund, House of Representatives Fund Resources:											
Undisbursed Funds	No Year		000	4436	000	2,481,477.45	-----	-----	773,237.99	-----	1,708,239.46
<b>Intragovernmental Funds</b>											
Net Expenses of Equipment Revolving Fund, House of Representatives Fund Resources:											
Undisbursed Funds	No Year		000	4509	000	2,348,576.07	-----	-----	-840,778.21	-----	3,189,354.28
Net Expenses of Telecommunications Revolving Fund, House of Representatives Fund Resources:											
Undisbursed Funds	No Year		000	4515	000	5,386,466.46	-----	-----	170,281.06	-----	5,216,185.40
Total, House of Representatives						586,928,153.53	1,977,642,700.00	-----	1,958,416,912.89	9,758,581.61	596,395,359.03
<b>Joint Items</b>											
<b>General Fund Accounts</b>											
Salaries and Contingent Expenses, Joint Economic Committee, Senate Fund Resources:											
Undisbursed Funds	2024		000	0181	000	-----	4,283,000.00	-----	2,999,687.21	-----	1,283,312.79
	2023					1,505,926.60	-----	-----	313,050.12	-----	1,192,876.48
	2022					465,161.25	-----	-----	-----	465,161.25	-----

Footnotes at End of Chapter

Appropriations, Outlays, and Balances - Continued

Appropriation or Fund Account  Title	Account Symbol				Balances, Beginning of Fiscal Year	Appropriations and Other Obligational Authority <sup>1</sup>	Transfers Borrowings and Investment (Net) <sup>2</sup>	Outlays (Net)	Balances Withdrawn and Other Transactions <sup>3</sup>	Balances, End of Fiscal Year
	Period of Availability	ATA	AID	MAIN SUB						
Subtotal		000	0181	000	1,971,087.85	4,283,000.00	-----	3,312,737.33	465,161.25	2,476,189.27
Joint Congressional Committee on Inaugural Ceremonies of 2025 Fund Resources:										
Undisbursed Funds	2024-2025	000	0186	000	-----	3,675,000.00	-----	162,292.08	-----	3,512,707.92
Office of Congressional Accessibility Services, Senate Fund Resources:										
Undisbursed Funds	2024	000	0190	000	-----	1,766,000.00	-----	1,182,020.74	-----	583,979.26
	2023				619,629.93	-----	-----	106,254.37	-----	513,375.56
	2022				251,790.28	-----	-----	-----	251,790.28	-----
Subtotal		000	0190	000	871,420.21	1,766,000.00	-----	1,288,275.11	251,790.28	1,097,354.82
Contingent Expenses, Office of the Attending Physician, House of Representatives Fund Resources:										
Undisbursed Funds	2024	000	0425	000	-----	4,764,000.00	-----	4,158,057.26	-----	605,942.74
	2023				1,217,695.51	-----	-----	231,220.20	-----	986,475.31
	2022				135,617.67	-----	-----	-----	135,617.67	-----
	No Year				8,745,937.76	-----	-----	-----	-----	8,745,937.76
Subtotal		000	0425	000	10,099,250.94	4,764,000.00	-----	4,389,277.46	135,617.67	10,338,355.81
Contingent Expenses, Joint Committee on Taxation, House of Representatives Fund Resources:										
Undisbursed Funds	2024	000	0460	000	-----	13,554,000.00	-----	12,320,953.28	-----	1,233,046.72
	2023				1,134,461.64	-----	-----	984,776.18	-----	149,685.46
	2022				153,792.02	-----	-----	25,000.00	128,792.02	-----
Subtotal		000	0460	000	1,288,253.66	13,554,000.00	-----	13,330,729.46	128,792.02	1,382,732.18
Total, Joint Items					14,230,012.66	28,042,000.00	-----	22,483,311.44	981,361.22	18,807,340.00
<b>Capitol Police</b>										
<b>General Fund Accounts</b>										
General Expenses, Capitol Police, House of Representatives Fund Resources:										
Undisbursed Funds	No Year	000	0476	000	5,395.01	-----	-----	-----	-----	5,395.01
Funds Held Outside the Treasury	2001				4,000.00	-----	-----	-----	-----	4,000.00
Subtotal		000	0476	000	9,395.01	-----	-----	-----	-----	9,395.01
Security Enhancements, Capitol Police Board, House of Representatives Fund Resources:										
Undisbursed Funds	No Year	002	0461	000	733,875.84	-----	-----	224,400.64	-----	509,475.20
General Expenses, Capitol Police Fund Resources:										
Undisbursed Funds	2024-2025	002	0476	000	-----	-----	-----	-2,168,370.21	-----	2,168,370.21
	2023-2025				6,028,000.00	-----	-----	1,153,185.78	-----	4,874,814.22
	2024				-----	212,564,000.00	-----	69,567,640.97	-----	142,996,359.03

Footnotes at End of Chapter

## Appropriations, Outlays, and Balances - Continued

Appropriation or Fund Account  Title	Account Symbol				Balances, Beginning of Fiscal Year	Appropriations and Other Obligational Authority <sup>1</sup>	Transfers Borrowings and Investment (Net) <sup>2</sup>	Outlays (Net)	Balances Withdrawn and Other Transactions <sup>3</sup>	Balances, End of Fiscal Year	
	Period of Availability	ATA	AID	MAIN SUB							
	2023-2024				2,465,166.81	-----	3,450,000.00	1,173,694.44	-----	4,741,472.37	
	2023				136,511,165.77	-----	-----	106,407,664.82	-----	30,103,500.95	
	2022-2023				1,659,061.18	-----	-----	964,442.29	-----	694,618.89	
	2022				21,515,335.54	-----	-----	7,483,696.94	-----	14,031,638.60	
	2021-2022				10,097,283.37	-----	-----	1,067,435.90	-----	9,029,847.47	
	2021				9,105,318.80	-----	-----	64,971.27	-----	9,040,347.53	
	2020-2021				137,294.44	-----	-----	-----	-----	137,294.44	
	2020				6,155,183.14	-----	-----	-17.10	-----	6,155,200.24	
	2019-2020				23,728.60	-----	-----	-----	-----	23,728.60	
	2019				5,215,027.10	-----	-----	-59.20	5,215,086.30	-----	
	2018-2019				22,294.55	-----	-----	-----	22,294.55	-----	
	No Year				25,593,670.92	-----	-----	-538,434.13	-----	26,132,105.05	
Funds Held Outside the Treasury	2023				4,000.00	-----	-----	-----	-----	4,000.00	
	2001				-4,000.00	-----	-----	-----	-----	-4,000.00	
	Subtotal		002	0476	000	224,528,530.22	212,564,000.00	3,450,000.00	185,175,851.77	5,237,380.85	250,129,297.60
Salaries, Capitol Police Fund Resources: Undisbursed Funds	2024		002	0477	000	-----	578,909,000.00	-----	552,143,700.50	-----	26,765,299.50
	2023-2024					3,450,000.00	-----	-3,450,000.00	-----	-----	
	2023					46,815,884.36	-----	34,954,061.71	-----	11,861,822.65	
	2022					8,628,355.75	-----	-16,151.89	-----	8,644,507.64	
	2021-2022					1,391,277.27	-----	-----	-----	1,391,277.27	
	2021					1,332,492.57	-----	-22,870.45	-----	1,355,363.02	
	2020-2021					321.65	-----	-----	-----	321.65	
	2020					851,506.58	-----	-1,174.08	-----	852,680.66	
	2019					1,316,561.03	-----	-----	1,316,561.03	-----	
	No Year					3,600,000.00	-----	-----	-----	3,600,000.00	
	Subtotal		002	0477	000	67,386,399.21	578,909,000.00	-3,450,000.00	587,057,565.79	1,316,561.03	54,471,272.39
United States Capitol Police Mutual Aid Reimbursements, Capitol Police Fund Resources: Undisbursed Funds	2021-2026		002	0478	000	23,093,932.46	-----	-----	5,325,962.62	-----	17,767,969.84
<b>Special Fund Accounts</b>											
United States Capitol Police Memorial Fund, Capitol Police Fund Resources: Undisbursed Funds	No Year		002	5083	000	674,615.68	111,579.48	-----	-----	-----	<sup>6</sup> 786,195.16
Total, Capitol Police						316,426,748.42	791,584,579.48	-----	777,783,780.82	6,553,941.88	323,673,605.20
<b>Office of Compliance General Fund Accounts</b>											

Footnotes at End of Chapter

**Appropriations, Outlays, and Balances - Continued**

Appropriation or Fund Account  Title	Account Symbol				Balances, Beginning of Fiscal Year	Appropriations and Other Obligational Authority <sup>1</sup>	Transfers Borrowings and Investment (Net) <sup>2</sup>	Outlays (Net)	Balances Withdrawn and Other Transactions <sup>3</sup>	Balances, End of Fiscal Year	
	Period of Availability	ATA	AID	MAIN							SUB
Awards and Settlements, Office of Congressional Workplace Rights Fund Resources: Undisbursed Funds	No Year		009	1450	000	28,320.28	1,489,518.97	-----	1,285,018.97	-----	232,820.28
Salaries and Expenses, Office of Congressional Workplace Rights, Legislative Branch Fund Resources: Undisbursed Funds	2024-2025		009	1600	000	-----	2,500,000.00	-----	1,099,161.43	-----	1,400,838.57
	2024					-----	5,650,000.00	-----	5,406,763.01	-----	243,236.99
	2023-2024					2,283,325.11	-----	-----	1,296,294.69	-----	987,030.42
	2023					659,202.93	-----	-----	597,191.83	-----	62,011.10
	2022-2023					275,614.37	-----	-----	106,441.76	-----	169,172.61
	2022					207,305.30	-----	-----	13,730.49	-----	193,574.81
	2021-2022					44,214.20	-----	-----	-25,000.00	-----	69,214.20
	2021					819,861.52	-----	-----	-----	-----	819,861.52
	2020-2021					385,077.73	-----	-----	-----	-----	385,077.73
	2020					305,595.98	-----	-----	428.56	-----	305,167.42
	2019-2020					99,214.35	-----	-----	-----	-----	99,214.35
	2019					136,336.97	-----	-----	-----	136,336.97	-----
	2018-2019					3,777.23	-----	-----	-----	3,777.23	-----
	Subtotal		009	1600	000	5,219,525.69	8,150,000.00	-----	8,495,011.77	140,114.20	4,734,399.72
Total, Office of Compliance						5,247,845.97	9,639,518.97	-----	9,780,030.74	140,114.20	4,967,220.00
<b>Congressional Budget Office</b>											
<b>General Fund Accounts</b>											
Salaries and Expenses, Congressional Budget Office Fund Resources: Undisbursed Funds	2024		008	0100	000	-----	70,000,000.00	-----	62,086,346.91	-----	7,913,653.09
	2023					5,908,770.72	-----	-----	5,509,606.98	-----	399,163.74
	2022					401,260.86	-----	-----	202,525.94	-----	198,734.92
	2021					162,831.88	-----	-----	27,437.00	-----	135,394.88
	2020					242,489.09	-----	-----	-----	-----	242,489.09
	2019					368,848.42	-----	-----	-----	368,848.42	-----
	Subtotal		008	0100	000	7,084,200.97	70,000,000.00	-----	67,825,916.83	368,848.42	8,889,435.72
Total, Congressional Budget Office						7,084,200.97	70,000,000.00	-----	67,825,916.83	368,848.42	8,889,435.72
<b>Architect of the Capitol</b>											
<b>General Fund Accounts</b>											
Capital Construction and Operations, Architect of the Capitol Fund Resources: Undisbursed Funds	2024-2028		001	0100	000	-----	3,100,000.00	-----	-----	-----	3,100,000.00
	2022-2026					3,912,475.75	-----	-----	1,202,578.55	-----	2,709,897.20

Footnotes at End of Chapter



## Appropriations, Outlays, and Balances - Continued

Appropriation or Fund Account  Title	Account Symbol				Balances, Beginning of Fiscal Year	Appropriations and Other Obligational Authority <sup>1</sup>	Transfers Borrowings and Investment (Net) <sup>2</sup>	Outlays (Net)	Balances Withdrawn and Other Transactions <sup>3</sup>	Balances, End of Fiscal Year	
	Period of Availability	ATA	AID	MAIN							SUB
	2021-2025				105,461.31	-----	-----	-----	-----	105,461.31	
	2024				-----	149,407,000.00	-----	108,131,226.14	-----	41,275,773.86	
	2023				47,016,665.85	-----	-----	39,439,952.59	-----	7,576,713.26	
	2022				7,061,851.87	-----	-----	3,302,107.26	-----	3,759,744.61	
	2021-2022				401,904.81	-----	-----	-----	-----	401,904.81	
	2021				3,375,345.71	-----	-----	585,635.88	-----	2,789,709.83	
	2020-2021				528,649.99	-----	-----	-----	-----	528,649.99	
	2017-2021				501.61	-----	-----	-----	-----	501.61	
	2020				1,476,438.81	-----	-----	66,475.51	-----	1,409,963.30	
	2019				2,869,533.84	-----	-----	132,307.36	2,737,226.48	-----	
	Subtotal		001	0100	000	66,748,829.55	152,507,000.00	-----	152,860,283.29	2,737,226.48	63,658,319.78
Capitol Buildings, Architect of the Capitol Fund Resources:											
Undisbursed Funds	2024-2028		001	0105	000	-----	46,599,000.00	-----	168,001.94	-----	46,430,998.06
	2023-2027					6,099,000.00	-----	322,766.37	-----	5,776,233.63	
	2022-2026					12,767,375.23	-----	1,956,838.11	-----	10,810,537.12	
	2021-2025					3,176,421.03	-----	547,794.95	-----	2,628,626.08	
	2024					-----	32,089,000.00	-----	30,694,428.12	-----	1,394,571.88
	2020-2024					14,846,602.06	-----	8,492,259.59	-----	6,354,342.47	
	2023					3,163,785.01	-----	2,790,394.22	-----	373,390.79	
	2019-2023					4,342,429.63	-----	3,670,070.13	-----	672,359.50	
	2022					410,603.25	-----	278,105.99	-----	132,497.26	
	2018-2022					491,257.43	-----	197,924.84	-----	293,332.59	
	2021					113,193.70	-----	81.00	-----	113,112.70	
	2017-2021					78,648.57	-----	-----	-----	78,648.57	
	2020					89,675.75	-----	-----	-----	89,675.75	
	2016-2020					91,695.23	-----	0.04	-----	91,695.19	
	2019					103,864.42	-----	-154.37	104,018.79	-----	
	2015-2019					28,754.13	-----	-0.04	28,754.17	-----	
	No Year					43,894,246.65	17,000,000.00	-----	215,267.10	-----	60,678,979.55
	Subtotal		001	0105	000	89,697,552.09	95,688,000.00	-----	49,333,777.99	132,772.96	135,919,001.14
Alterations and Improvements, Buildings and Grounds, to Provide Facilities for the Physically Handicapped, Architect of the Capitol Fund Resources:											
Undisbursed Funds	No Year		001	0106	000	23,853.92	-----	-----	5,097.23	-----	18,756.69
Capitol Grounds, Architect of the Capitol Fund Resources:											
Undisbursed Funds	2024-2028		001	0108	000	-----	2,350,000.00	-----	26,214.75	-----	2,323,785.25
	2023-2027					2,000,000.00	-----	34,704.10	-----	1,965,295.90	
	2022-2026					2,000,000.00	-----	571,219.76	-----	1,428,780.24	

Footnotes at End of Chapter

Appropriations, Outlays, and Balances - Continued

Appropriation or Fund Account  Title	Account Symbol				Balances, Beginning of Fiscal Year	Appropriations and Other Obligational Authority <sup>1</sup>	Transfers Borrowings and Investment (Net) <sup>2</sup>	Outlays (Net)	Balances Withdrawn and Other Transactions <sup>3</sup>	Balances, End of Fiscal Year	
	Period of Availability	ATA	AID	MAIN							SUB
	2021-2025				6,509,550.75	-----	-----	317,456.76	-----	6,192,093.99	
	2024				-----	14,600,000.00	-----	11,819,611.70	-----	2,780,388.30	
	2020-2024				2,134,000.97	-----	-----	2,073,603.10	-----	60,397.87	
	2023				2,997,968.80	-----	-----	2,470,837.24	-----	527,131.56	
	2019-2023				1,033,108.02	-----	-----	942,743.74	-----	90,364.28	
	2022				544,976.54	-----	-----	228,544.33	-----	316,432.21	
	2018-2022				1,109,683.44	-----	-----	9,621.35	-----	1,100,062.09	
	2021				246,233.05	-----	-----	19,842.96	-----	226,390.09	
	2017-2021				42,454.70	-----	-----	737.31	-----	41,717.39	
	2020				159,249.22	-----	-----	-----	-----	159,249.22	
	2016-2020				82,296.69	-----	-----	-----	-----	82,296.69	
	2019				312,134.20	-----	-----	-----	312,134.20	-----	
	2015-2019				38,083.49	-----	-----	-----	38,083.49	-----	
	No Year				1,087,884.91	-----	-----	537,233.50	-----	550,651.41	
	Subtotal		001	0108	000	20,297,624.78	16,950,000.00	-----	19,052,370.60	350,217.69	17,845,036.49
Senate Office Buildings, Architect of the Capitol Fund Resources:											
Undisbursed Funds	2024-2028		001	0123	000	-----	52,475,000.00	-----	277,547.62	-----	52,197,452.38
	2023-2027				64,725,715.93	-----	-----	5,961,980.16	-----	58,763,735.77	
	2022-2026				6,776,785.87	-----	-----	1,803,532.68	-----	4,973,253.19	
	2021-2025				11,606,210.01	-----	-----	5,216,182.82	-----	6,390,027.19	
	2024				-----	84,926,000.00	-----	73,433,642.28	-----	11,492,357.72	
	2020-2024				4,359,452.04	-----	-----	3,277,887.24	-----	1,081,564.80	
	2023				12,221,639.56	-----	-----	10,394,740.41	-----	1,826,899.15	
	2019-2023				1,922,959.63	-----	-----	1,719,090.15	-----	203,869.48	
	2022				1,970,309.24	-----	-----	807,268.24	-----	1,163,041.00	
	2018-2022				1,672,390.50	-----	-----	1,637,803.27	-----	34,587.23	
	2021				536,632.95	-----	-----	61,642.54	-----	474,990.41	
	2017-2021				788,533.03	-----	-----	748,471.65	-----	40,061.38	
	2020				392,855.87	-----	-----	-----	-----	392,855.87	
	2016-2020				579,116.36	-----	-----	459,492.18	-----	119,624.18	
	2019				140,960.93	-----	-----	1,588.91	139,372.02	-----	
	2015-2019				346,108.61	-----	-----	265,762.42	80,346.19	-----	
	No Year				38,861,720.58	3,100,000.00	-----	6,288,686.99	-----	35,673,033.59	
	Subtotal		001	0123	000	146,901,391.11	140,501,000.00	-----	112,355,319.56	219,718.21	174,827,353.34
House Office Buildings, Architect of the Capitol Fund Resources:											
Undisbursed Funds	2024-2028		001	0127	000	-----	50,562,000.00	-----	657,069.77	-----	49,904,930.23
	2023-2027				14,462,594.31	-----	-----	214,946.49	-----	14,247,647.82	

Footnotes at End of Chapter

## Appropriations, Outlays, and Balances - Continued

Appropriation or Fund Account  Title	Account Symbol				Balances, Beginning of Fiscal Year	Appropriations and Other Obligational Authority <sup>1</sup>	Transfers Borrowings and Investment (Net) <sup>2</sup>	Outlays (Net)	Balances Withdrawn and Other Transactions <sup>3</sup>	Balances, End of Fiscal Year	
	Period of Availability	ATA	AID	MAIN							SUB
	2022-2026				10,267,721.39	-----	-----	2,116,781.48	-----	8,150,939.91	
	2021-2025				9,707,654.26	-----	-----	1,850,157.98	-----	7,857,496.28	
	2024				-----	74,064,000.00	-----	62,513,245.89	-----	11,550,754.11	
	2020-2024				23,421,805.95	-----	-2,616,202.84	2,641,032.34	-----	18,164,570.77	
	2023				9,265,052.71	-----	-----	8,400,395.66	-----	864,657.05	
	2019-2023				9,560,515.52	-----	-----	3,219,022.32	-----	6,341,493.20	
	2022				7,865,215.50	-----	-----	3,639,257.42	-----	4,225,958.08	
	2018-2022				640,822.15	-----	-----	277,978.55	-----	362,843.60	
	2021				606,461.39	-----	-----	229,149.30	-----	377,312.09	
	2017-2021				88,847.85	-----	-----	-----	-----	88,847.85	
	2020				768,865.44	-----	-----	118,869.33	-----	649,996.11	
	2016-2020				800,289.17	-----	-----	-----	-----	800,289.17	
	2019				1,105,296.29	-----	-----	100.00	1,105,196.29	-----	
	2015-2019				45,521.98	-----	-----	-----	45,521.98	-----	
	No Year				183,846,740.15	41,800,000.00	-----	113,715,295.42	-----	111,931,444.73	
	Subtotal		001	0127	000	272,453,404.06	166,426,000.00	-2,616,202.84	199,593,301.95	1,150,718.27	235,519,181.00
Capitol Power Plant, Architect of the Capitol Fund Resources:											
Undisbursed Funds	2024-2028		001	0133	000	-----	43,400,000.00	-----	-----	43,400,000.00	
	2023-2027					68,599,196.49	-----	3,146,301.10	-----	65,452,895.39	
	2022-2026					20,163,748.18	-----	9,259,534.55	-----	10,904,213.63	
	2021-2025					7,959,957.63	-----	5,495,008.01	-----	2,464,949.62	
	2024					-----	105,250,000.00	-----	-----	34,721,264.08	
	2020-2024					3,853,876.52	-----	1,701,274.87	-----	2,152,601.65	
	2023					28,777,559.41	-----	23,835,443.12	-----	4,942,116.29	
	2019-2023					1,077,579.99	-----	803,676.86	-----	273,903.13	
	2022					4,082,109.60	-----	1,585,031.28	-----	2,497,078.32	
	2018-2022					398,042.52	-----	47,307.55	-----	350,734.97	
	2021					3,368,561.46	-----	537,754.10	-----	2,830,807.36	
	2017-2021					586,569.40	-----	59,283.36	-----	527,286.04	
	2020					6,007,229.67	-----	47,852.13	-----	5,959,377.54	
	2016-2020					353,783.18	-----	0.71	-----	353,782.47	
	2019					4,022,613.81	-----	3,140,642.83	881,970.98	-----	
	2015-2019					93,344.44	-----	-----	93,344.44	-----	
	No Year					0.83	-----	-----	-----	0.83	
	Subtotal		001	0133	000	149,344,173.13	148,650,000.00	-----	120,187,846.39	975,315.42	176,831,011.32
House Office Buildings Fund, Architect of the Capitol Fund Resources:											
Undisbursed Funds	No Year		001	0137	000	11,346,492.92	-11,346,492.92	-----	-----	-----	

Footnotes at End of Chapter

Appropriations, Outlays, and Balances - Continued

Appropriation or Fund Account  Title	Account Symbol				Balances, Beginning of Fiscal Year	Appropriations and Other Obligational Authority <sup>1</sup>	Transfers Borrowings and Investment (Net) <sup>2</sup>	Outlays (Net)	Balances Withdrawn and Other Transactions <sup>3</sup>	Balances, End of Fiscal Year
	Period of Availability	ATA	AID	MAIN						
Structural and Mechanical Care, Library Buildings and Grounds, Architect of the Capitol Fund Resources: Undisbursed Funds	2024-2028		001	0155	000	27,800,000.00		123,566.77		27,676,433.23
	2023-2027					107,975,198.48		5,264,806.73		102,710,391.75
	2022-2026					30,902,399.50		5,185,244.97		25,717,154.53
	2021-2025					6,961,495.41		3,555,001.56		3,406,493.85
	2024					37,178,000.00		26,027,657.53		11,150,342.47
	2020-2024					21,855,930.88		6,958,924.91		14,897,005.97
	2023					12,650,643.49		10,061,480.06		2,589,163.43
	2019-2023					16,440,695.68		7,309,031.31		9,131,664.37
	2022					1,243,473.67		840,721.09		402,752.58
	2018-2022					2,622,683.35		2,146,844.28		475,839.07
	2021					887,709.82		307,819.42		579,890.40
	2017-2021					679,288.74		556,065.58		123,223.16
	2020					386,745.10		89,760.13		296,984.97
	2016-2020					50,593.21		36,919.85		13,673.36
	2019					361,885.29		85,233.98	276,651.31	
	2015-2019					67,596.08			67,596.08	
	No Year					15,166,624.66	30,000,000.00	3,167,175.53		41,999,449.13
	Subtotal		001	0155	000	218,252,963.36	94,978,000.00	71,716,253.70	344,247.39	241,170,462.27
Capitol Visitor Center, Architect of the Capitol Fund Resources: Undisbursed Funds	2024		001	0161	000	28,000,000.00		23,233,220.56		4,766,779.44
	2023					7,032,050.30		4,429,110.91		2,602,939.39
	2022					971,765.90		609,933.16		361,832.74
	2021					427,520.74		139,785.10		287,735.64
	2020					122,155.60				122,155.60
	2019					305,154.12		249,368.50	55,785.62	
	No Year					880,840.82		314,537.01		566,303.81
	Subtotal		001	0161	000	9,739,487.48	28,000,000.00	28,975,955.24	55,785.62	8,707,746.62
Capitol Police Buildings and Grounds, Architect of the Capitol Fund Resources: Undisbursed Funds	2024-2028		001	0171	000	26,169,000.00				26,169,000.00
	2023-2027					344,474,384.70		25,123,615.38		319,350,769.32
	2022-2026					30,000,000.00		470,566.80		29,529,433.20
	2021-2025					25,552,671.68		1,836,630.42		23,716,041.26
	2024					59,038,000.00		25,220,241.09		33,817,758.91
	2022-2024					382,000.08		-134,189.62		516,189.70
	2020-2024					25,115,047.13		3,842,326.44		21,272,720.69

Footnotes at End of Chapter

## Appropriations, Outlays, and Balances - Continued

Appropriation or Fund Account  Title	Account Symbol				Balances, Beginning of Fiscal Year	Appropriations and Other Obligational Authority <sup>1</sup>	Transfers Borrowings and Investment (Net) <sup>2</sup>	Outlays (Net)	Balances Withdrawn and Other Transactions <sup>3</sup>	Balances, End of Fiscal Year
	Period of Availability	ATA	AID	MAIN						
	2023				33,582,270.01	-----	-----	21,875,241.24	-----	11,707,028.77
	2021-2023				15,850,948.42	-----	-----	4,185,845.40	-----	11,665,103.02
	2019-2023				22,506,641.88	-----	-----	8,382,645.88	-----	14,123,996.00
	2022				1,836,680.36	-----	-----	790,985.25	-----	1,045,695.11
	2018-2022				1,728,832.42	-----	-----	345,324.97	-----	1,383,507.45
	2021				562,752.15	-----	-----	-24,231.87	-----	586,984.02
	2017-2021				740,563.07	-----	-----	-----	-----	740,563.07
	2020				953,793.19	-----	-----	32,660.00	-----	921,133.19
	2016-2020				751,541.04	-----	-----	115,137.00	-----	636,404.04
	2019				900,929.75	-----	-----	-----	900,929.75	-----
	No Year				6,850,079.41	-----	-----	433,770.48	-----	6,416,308.93
	Subtotal		001	0171	000	511,789,135.29	85,207,000.00	92,496,568.86	900,929.75	503,598,636.68
House Historic Buildings Revitalization Trust Fund, Architect of the Capitol										
Fund Resources:										
Undisbursed Funds	No Year		001	1833	000	302,564.64	-----	2,616,202.84	36,275.44	2,882,492.04
<b>Special Fund Accounts</b>										
Capitol Trust Account, Architect of the Capitol										
Fund Resources:										
Undisbursed Funds	No Year		001	5760	000	292,159.82	53,039.88	-----	83,600.00	261,599.70
<b>Public Enterprise Funds</b>										
House of Representatives, Gymnasium, Revolving Fund, Architect of the Capitol										
Fund Resources:										
Undisbursed Funds	No Year		001	4200	000	444,188.67	-----	-----	-4,749.35	448,938.02
Capitol Visitor Center Revolving Fund, Architect of the Capitol										
Fund Resources:										
Undisbursed Funds	No Year		001	4296	000	996,718.10	-----	-4,124,494.59	-4,255,030.74	1,127,254.25
Unrealized Discount on Investments						-299,088.93	-----	-141,975.78	-----	-441,064.71
Investments in US Treasury Securities						10,589,952.53	-----	4,266,470.37	-----	14,856,422.90
Funds Held Outside the Treasury						14,000.00	-----	-----	-----	14,000.00
	Subtotal		001	4296	000	11,301,581.70	-----	-4,255,030.74	-----	15,556,612.44
Recyclable Materials Revolving Fund, Architect of the Capitol										
Fund Resources:										
Undisbursed Funds	No Year		001	4297	000	1,347,127.33	-----	-----	-26,523.78	1,373,651.11
<b>Intragovernmental Funds</b>										
Senate Health and Fitness Facility, Architect of the Capitol										
Fund Resources:										
Undisbursed Funds	No Year		001	4566	000	653,889.92	-----	-----	-11,984.18	665,874.10

Footnotes at End of Chapter

**Appropriations, Outlays, and Balances - Continued**

Appropriation or Fund Account  Title	Account Symbol				Balances, Beginning of Fiscal Year	Appropriations and Other Obligational Authority <sup>1</sup>	Transfers Borrowings and Investment (Net) <sup>2</sup>	Outlays (Net)	Balances Withdrawn and Other Transactions <sup>3</sup>	Balances, End of Fiscal Year	
	Period of Availability	ATA	AID	MAIN							SUB
Flag Office Revolving Fund, Architect of the Capitol Fund Resources: Undisbursed Funds	No Year		001	4666	000	919,919.41	-----	-----	176,323.37	-----	743,596.04
Judiciary Office Building Development and Operations Fund, Judiciary Fund Resources: Undisbursed Funds	No Year		010	4518	000	34,434,854.10	-----	-16,279,988.00	-19,206,791.34	-----	37,361,657.44
Authority to Borrow from the Public						-----	950,012.00	-950,012.00	-----	-----	-----
	Subtotal		010	4518	000	34,434,854.10	950,012.00	-17,230,000.00	-19,206,791.34	-----	37,361,657.44
<b>Total, Architect of the Capitol</b>						<b>1,546,291,193.28</b>	<b>918,563,558.96</b>	<b>-17,230,000.00</b>	<b>823,367,894.23</b>	<b>6,866,931.79</b>	<b>1,617,389,926.22</b>
<b>Botanic Garden</b>											
<b>General Fund Accounts</b>											
Salaries and Expenses, Botanic Garden Fund Resources: Undisbursed Funds	2024-2028		009	0200	000	-----	4,900,000.00	-----	-----	-----	4,900,000.00
	2023-2027					8,196,783.46	-----	-----	451,991.31	-----	7,744,792.15
	2022-2026					10,008,231.60	-----	-----	246,522.97	-----	9,761,708.63
	2021-2025					5,068,315.27	-----	-----	1,241,561.89	-----	3,826,753.38
	2024					-----	15,606,000.00	-----	11,377,408.88	-----	4,228,591.12
	2020-2024					2,692,611.49	-----	-----	1,052,679.51	-----	1,639,931.98
	2023					5,017,060.25	-----	-----	3,904,971.10	-----	1,112,089.15
	2019-2023					2,086,523.41	-----	-----	1,112,868.51	-----	973,654.90
	2022					1,122,272.39	-----	-----	803,456.14	-----	318,816.25
	2021					297,714.47	-----	-----	163,785.65	-----	133,928.82
	2017-2021					1,435,755.80	-----	-----	-----	-----	1,435,755.80
	2020					151,355.45	-----	-----	45,565.28	-----	105,790.17
	2016-2020					7,845.56	-----	-----	-----	-----	7,845.56
	2019					85,693.41	-----	-----	78,356.75	7,336.66	-----
	2015-2019					16,574.40	-----	-----	-----	16,574.40	-----
	No Year					91,431.12	-----	-----	-----	-----	91,431.12
	Subtotal		009	0200	000	36,278,168.08	20,506,000.00	-----	20,479,167.99	23,911.06	36,281,089.03
<b>Total, Botanic Garden</b>						<b>36,278,168.08</b>	<b>20,506,000.00</b>	<b>-----</b>	<b>20,479,167.99</b>	<b>23,911.06</b>	<b>36,281,089.03</b>
<b>Library of Congress</b>											
<b>General Fund Accounts</b>											
Salaries and Expenses, Library of Congress Fund Resources: Undisbursed Funds	2024-2025		003	0101	000	-----	-----	-----	-226,322.84	-----	226,322.84
	2021-2025					2,897,661.18	-----	-----	703,334.59	-----	2,194,326.59
	2024					-----	567,308,000.00	-----	454,836,794.24	-----	112,471,205.76
	2023-2024					200,704.25	-----	-----	196,052.58	-----	4,651.67

Footnotes at End of Chapter

## Appropriations, Outlays, and Balances - Continued

Appropriation or Fund Account  Title	Account Symbol				Balances, Beginning of Fiscal Year	Appropriations and Other Obligational Authority <sup>1</sup>	Transfers Borrowings and Investment (Net) <sup>2</sup>	Outlays (Net)	Balances Withdrawn and Other Transactions <sup>3</sup>	Balances, End of Fiscal Year	
	Period of Availability	ATA	AID	MAIN							SUB
	2023				136,981,266.15	-----	-----	115,654,903.16	-----	21,326,362.99	
	2022-2023				972,525.75	-----	-----	59,972.43	-----	912,553.32	
	2022				28,651,809.62	-----	-1,000,000.00	16,645,959.93	-----	11,005,849.69	
	2021-2022				1,305,719.83	-----	-----	-----	-----	1,305,719.83	
	2021				11,291,425.60	-----	-4,500,000.00	2,438,202.41	-----	4,353,223.19	
	2020-2021				330,115.69	-----	-----	75.60	-----	330,040.09	
	2020				3,037,501.48	-----	-----	116,608.37	-----	2,920,893.11	
	2019-2020				76,847.13	-----	-----	-----	-----	76,847.13	
	2019				7,186,725.98	-----	-3,300,000.00	-126,179.20	4,012,905.18	-----	
	2018-2019				65,952.74	-----	-----	-----	65,952.74	-----	
Funds Held Outside the Treasury	No Year				58,884,296.85	25,103,000.00	-----	17,931,382.85	-----	66,055,914.00	
	2022				45,644.13	-----	-----	-----	-----	45,644.13	
	No Year				2,052.89	-----	-----	-----	-----	2,052.89	
	Subtotal		003	0101	000	251,930,249.27	592,411,000.00	-8,800,000.00	608,230,784.12	4,078,857.92	223,231,607.23
Salaries and Expenses, Copyright Office, Library of Congress Fund Resources:											
Undisbursed Funds	2024-2025		003	0102	000	-----	9,300,000.00	-----	5,318,773.28	-----	3,981,226.72
	2024					-----	48,237,000.00	-----	37,498,526.17	-----	10,738,473.83
	2023-2024				5,211,822.12	-----	-----	5,161,898.34	-----	49,923.78	
	2023				11,990,692.66	-----	-----	9,585,934.23	-----	2,404,758.43	
	2022-2023				249,790.32	-----	-----	249,790.32	-----	-----	
	2022				2,992,707.37	-----	-----	53,714.71	-----	2,938,992.66	
	2021-2022				670,669.82	-----	-----	365,481.40	-----	305,188.42	
	2021				1,075,454.94	-----	-----	-----	-----	1,075,454.94	
	2020				346,319.30	-----	-----	-----	-----	346,319.30	
	2019				1,116,788.20	-----	-----	-757,247.18	1,874,035.38	-----	
	No Year				33,694,081.49	-----	-----	3,867,313.04	-----	29,826,768.45	
	Subtotal		003	0102	000	57,348,326.22	57,537,000.00	-----	61,344,184.31	1,874,035.38	51,667,106.53
Library of Congress National Collection Stewardship Fund, Library of Congress Fund Resources:											
Undisbursed Funds	No Year		003	0103	000	15,858,425.87	-----	8,800,000.00	128,083.35	-----	24,530,342.52
Salaries and Expenses, Congressional Research Service, Library of Congress Fund Resources:											
Undisbursed Funds	2024		003	0127	000	-----	136,080,000.00	-----	123,186,764.06	-----	12,893,235.94
	2023					22,903,530.17	-----	-----	19,617,816.38	-----	3,285,713.79
	2022				4,070,587.00	-----	-----	707,590.21	-----	3,362,996.79	
	2021				393,491.62	-----	-----	80,131.84	-----	313,359.78	
	2020				1,543,040.63	-----	-----	287,802.11	-----	1,255,238.52	

Footnotes at End of Chapter

Appropriations, Outlays, and Balances - Continued

Appropriation or Fund Account  Title	Account Symbol				Balances, Beginning of Fiscal Year	Appropriations and Other Obligational Authority <sup>1</sup>	Transfers Borrowings and Investment (Net) <sup>2</sup>	Outlays (Net)	Balances Withdrawn and Other Transactions <sup>3</sup>	Balances, End of Fiscal Year
	Period of Availability	ATA	AID	MAIN SUB						
	2019				254,603.58	-----	-----	-690,170.52	944,774.10	-----
	Subtotal		003 0127	000	29,165,253.00	136,080,000.00	-----	143,189,934.08	944,774.10	21,110,544.82
Salaries and Expenses, National Library Service for the Blind and Print Disabled, Library of Congress Fund Resources:										
Undisbursed Funds	2024		003 0141	000	-----	66,130,000.00	-----	33,072,536.10	-----	33,057,463.90
	2023				29,106,751.58	-----	-----	23,211,098.38	-----	5,895,653.20
	2022				8,616,690.92	-----	-----	3,481,481.42	-----	5,135,209.50
	2021				4,214,546.42	-----	-----	187,898.01	-----	4,026,648.41
	2020				5,189,790.60	-----	-----	37,551.38	-----	5,152,239.22
	2019				1,778,236.40	-----	-----	-38,785.52	1,817,021.92	-----
	No Year				740,678.71	-----	-----	45,020.74	-----	695,657.97
	Subtotal		003 0141	000	49,646,694.63	66,130,000.00	-----	59,996,800.51	1,817,021.92	53,962,872.20
Furniture and Furnishings, Library of Congress Fund Resources:										
Undisbursed Funds	No Year		003 0146	000	4,415.14	-----	-----	-----	-----	4,415.14
<b>Special Fund Accounts</b>										
Oliver Wendell Holmes Devise Fund, Library of Congress Fund Resources:										
Undisbursed Funds	No Year		003 5075	000	9,443.92	2,426.30	14,447.40	3,000.00	-----	23,317.62
Unrealized Discount on Investments					-365.45	-----	365.45	-----	-----	-----
Investments in US Treasury Securities					14,812.85	-----	-14,812.85	-----	-----	-----
	Subtotal		003 5075	000	23,891.32	2,426.30	-----	3,000.00	-----	23,317.62
Payments to Copyright Owners, Copyright Office, Library of Congress Fund Resources:										
Undisbursed Funds	No Year		003 5175	000	-----	6,314,475.00	-----	6,314,475.00	-----	-----
<b>Public Enterprise Funds</b>										
Cooperative Acquisitions Program Revolving Fund, Library of Congress Fund Resources:										
Undisbursed Funds	No Year		003 4325	000	7,115,801.19	-----	-----	20,501.00	-----	7,095,300.19
Duplication Services Associated with Audiovisual Conservation Center, Library of Congress Fund Resources:										
Undisbursed Funds	No Year		003 4339	000	355,287.60	-----	-----	38,061.59	-----	317,226.01
Gift Shop, Decimal Classification, Photo Duplication, and Related Services, Library of Congress Fund Resources:										
Undisbursed Funds	No Year		003 4346	000	8,640,842.45	-----	-----	-1,230,626.91	-----	9,871,469.36
Funds Held Outside the Treasury					1,800.00	-----	-----	-----	-----	1,800.00
	Subtotal		003 4346	000	8,642,642.45	-----	-----	-1,230,626.91	-----	9,873,269.36
<b>Intragovernmental Funds</b>										

Footnotes at End of Chapter



## Appropriations, Outlays, and Balances - Continued

Appropriation or Fund Account  Title	Account Symbol				Balances, Beginning of Fiscal Year	Appropriations and Other Obligational Authority <sup>1</sup>	Transfers Borrowings and Investment (Net) <sup>2</sup>	Outlays (Net)	Balances Withdrawn and Other Transactions <sup>3</sup>	Balances, End of Fiscal Year	
	Period of Availability	ATA	AID	MAIN							SUB
Fedlink and Federal Research Programs, Library of Congress Fund Resources: Undisbursed Funds	No Year		003	4543	000	74,702,149.34	-----	-----	-5,253,775.15	-----	79,955,924.49
<b>Trust Fund Accounts</b>											
Payment of Interest on Bequest of Gertrude M. Hubbard, Library of Congress Fund Resources: Undisbursed Funds	No Year		003	8022	000	6,144.13	850.00	-----	-----	-----	6,994.13
Library of Congress Gift Fund, Library of Congress Fund Resources: Undisbursed Funds	No Year		003	8031	000	6,934,506.59	20,152,562.35	-8,786,997.71	11,480,366.63	-----	6,819,704.60
Unrealized Discount on Investments						-523,762.77	-----	-84,218.53	-----	-----	-607,981.30
Investments in US Treasury Securities						40,669,483.44	-----	8,871,216.24	-----	-----	49,540,699.68
Subtotal			003	8031	000	47,080,227.26	20,152,562.35	-----	11,480,366.63	-----	55,752,422.98
Library of Congress Trust Fund, Library of Congress Fund Resources: Undisbursed Funds	No Year		003	8032	000	10,508,907.23	18,727,833.61	136,188.57	18,977,853.09	-----	10,395,076.32
Unrealized Discount on Investments						-226,583.51	-----	32,388.26	-----	-----	-194,195.25
Investments in US Treasury Securities						16,437,792.41	-----	-168,576.83	-----	-----	16,269,215.58
Subtotal			003	8032	000	26,720,116.13	18,727,833.61	0.00	18,977,853.09	-----	26,470,096.65
Service Fees, Library of Congress Fund Resources: Undisbursed Funds	No Year		003	8208	000	284,380.68	-----	-----	277,112.91	-----	7,267.77
Foreign Service National Separation Liability Trust Fund, Library of Congress Fund Resources: Undisbursed Funds	No Year		003	8339	000	3,206,373.32	1,218,251.00	-----	80,788.01	-----	4,343,836.31
Total, Library of Congress						572,090,377.55	898,574,398.26	0.00	903,597,542.54	8,714,689.32	558,352,543.95
<b>Government Publishing Office</b>											
<b>General Fund Accounts</b>											
Salaries and Expenses, Public Information Programs of the Superintendent of Documents, Government Publishing Office Fund Resources: Undisbursed Funds	2024		004	0201	000	-----	37,388,000.00	-----	27,514,869.57	-----	9,873,130.43
	2023					5,690,353.10	-----	-----	3,695,457.20	-----	1,994,895.90
	2022					2,922,616.37	-----	-----	168,302.10	-----	2,754,314.27
	2021					1,681,186.52	-----	-----	16,776.64	-----	1,664,409.88
	2020					904,525.99	-----	-----	-----	-----	904,525.99
	2019					2,441,613.26	-----	-625,797.78	1,815,815.48	-----	-----
Subtotal			004	0201	000	13,640,295.24	37,388,000.00	-625,797.78	33,211,220.99	-----	17,191,276.47

Footnotes at End of Chapter

**Appropriations, Outlays, and Balances - Continued**

Appropriation or Fund Account  Title	Account Symbol				Balances, Beginning of Fiscal Year	Appropriations and Other Obligational Authority <sup>1</sup>	Transfers Borrowings and Investment (Net) <sup>2</sup>	Outlays (Net)	Balances Withdrawn and Other Transactions <sup>3</sup>	Balances, End of Fiscal Year
	Period of Availability	ATA	AID	MAIN						
Congressional Publishing, Government Publishing Office Fund Resources: Undisbursed Funds	2024		004	0203	000	----- 83,000,000.00	-----	49,944,813.48	-----	33,055,186.52
	2023					31,636,392.30	-----	13,284,537.77	-----	18,351,854.53
	2022					13,280,009.99	-----	1,734,837.78	-----	11,545,172.21
	2021					14,265,329.89	-----	233,252.37	-----	14,032,077.52
	2020					12,358,126.69	-----	54,812.65	-----	12,303,314.04
	2019					1,628,047.14	----- -343,786.84	1,284,260.30	-----	-----
	Subtotal		004	0203	000	73,167,906.01	83,000,000.00 -343,786.84	66,536,514.35	-----	89,287,604.82
<b>Intragovernmental Funds</b>										
Government Publishing Office Business Operations Revolving Fund, Government Publishing Office Fund Resources: Undisbursed Funds	No Year		004	4505	001	801,116,500.70	11,611,000.00	969,584.62	-6,450,256.28	----- 820,147,341.60
Total, Government Publishing Office						887,924,701.95	131,999,000.00	0.00	93,297,479.06	----- 926,626,222.89
<b>Government Accountability Office</b>										
<b>General Fund Accounts</b>										
Salaries and Expenses, Government Accountability Office Fund Resources: Undisbursed Funds	2022-2031		005	0107	000	21,818,222.55	-----	-----	3,213,860.00	----- 18,604,362.55
	2021-2025					16,878,286.57	-----	-----	13,017,219.35	----- 3,861,067.22
	2024					-----	806,894,000.00	-----	725,521,527.65	----- 81,372,472.35
	2023					119,503,445.81	-----	-----	96,339,860.96	----- 23,163,584.85
	2022					12,378,892.36	-----	-----	3,529,207.58	----- 8,849,684.78
	2021					11,755,819.73	-----	-----	3,176,346.49	----- 8,579,473.24
	2020					7,537,756.90	-----	-----	88,873.42	----- 7,448,883.48
	2019					5,035,731.48	-----	-----	5,035,632.66	98.82 -----
	2018-2019					778,783.66	-----	-----	41,629.24	737,154.42 -----
	No Year					146,308,396.53	5,000,000.00	-----	16,628,281.78	----- 134,680,114.75
	Subtotal		005	0107	000	341,995,335.59	811,894,000.00	-----	866,592,439.13	737,253.24 286,559,643.22
Total, Government Accountability Office						341,995,335.59	811,894,000.00	-----	866,592,439.13	737,253.24 286,559,643.22
<b>United States Tax Court</b>										
<b>General Fund Accounts</b>										
Salaries and Expenses, United States Tax Court Fund Resources: Undisbursed Funds	2022-2031		023	0100	000	153,000,000.00	-----	-----	2,601,208.24	----- 150,398,791.76
	2024					-----	55,727,000.00	-----	52,216,968.58	----- 3,510,031.42
	2023					4,563,871.05	-----	-----	4,039,460.96	----- 524,410.09
	2022					2,428,708.42	-----	-----	242,668.24	----- 2,186,040.18

Footnotes at End of Chapter

## Appropriations, Outlays, and Balances - Continued

Appropriation or Fund Account	Account Symbol				Balances, Beginning of Fiscal Year	Appropriations and Other Obligational Authority <sup>1</sup>	Transfers Borrowings and Investment (Net) <sup>2</sup>	Outlays (Net)	Balances Withdrawn and Other Transactions <sup>3</sup>	Balances, End of Fiscal Year
Title	Period of Availability	ATA	AID	MAIN						
	2021				396,921.39	-----	-----	12,988.46	-----	383,932.93
	2020				527,875.30	-----	-----	-608.20	-----	528,483.50
	2019				1,030,294.95	-----	-----	592,050.61	438,244.34	-----
	No Year				1,752,801.57	1,000,000.00	-----	1,535,050.95	-----	1,217,750.62
	Subtotal		023	0100	163,700,472.68	56,727,000.00	-----	61,239,787.84	438,244.34	158,749,440.50
<b>Special Fund Accounts</b>										
U.S. Tax Court Fees, United States Tax Court										
Fund Resources:										
Undisbursed Funds										
	No Year		023	5633	5,474,407.62	1,155,986.98	-----	-----	-----	6,630,394.60
<b>Trust Fund Accounts</b>										
Tax Court Judges Survivors Annuity Fund, United States Tax Court										
Fund Resources:										
Undisbursed Funds										
	No Year		023	8115	67,000.00	1,131,662.29	-417,433.97	712,532.44	-----	68,695.88
Unrealized Discount on Investments										
					-111,991.18	-----	-154,493.16	-----	-----	-266,484.34
Investments in US Treasury Securities										
					13,386,764.08	-----	571,927.13	-----	-----	13,958,691.21
	Subtotal		023	8115	13,341,772.90	1,131,662.29	-----	712,532.44	-----	13,760,902.75
Total, United States Tax Court					182,516,653.20	59,014,649.27	-----	61,952,320.28	438,244.34	179,140,737.85
<b>Legislative Branch Boards and Commissions</b>										
<b>General Fund Accounts</b>										
Salaries and Expenses, Commission on Security and Cooperation in										
Europe										
Fund Resources:										
Undisbursed Funds										
	2024-2025		009	0110	-----	2,908,000.00	-----	306,821.96	-----	2,601,178.04
	2023-2024				2,387,834.49	-----	-----	2,387,759.61	-----	74.88
	2022-2023				4,107.33	-----	-----	4,069.08	-----	38.25
	2021-2022				299.40	-----	-----	-----	-----	299.40
	2019-2020				2,608.54	-----	-----	-----	-----	2,608.54
	2018-2019				146.67	-----	-----	-----	146.67	-----
	Subtotal		009	0110	2,394,996.43	2,908,000.00	-----	2,698,650.65	146.67	2,604,199.11
Payment to Congressional Office for International Leadership										
Fund Resources:										
Undisbursed Funds										
	2023-2024		009	0145	-----	-----	2,581,606.00	944,000.00	-----	1,637,606.00
	2022-2023				207,075.54	-----	-----	207,075.54	-----	-----
	No Year				-----	6,000,000.00	-----	6,000,000.00	-----	-----
	Subtotal		009	0145	207,075.54	6,000,000.00	2,581,606.00	7,151,075.54	-----	1,637,606.00
International Conferences and Contingencies, House and Senate										
Expenses										
Fund Resources:										
Undisbursed Funds										
	No Year		009	0500	1,415,742.22	-----	-----	50,000.00	-----	1,365,742.22

Footnotes at End of Chapter

Appropriations, Outlays, and Balances - Continued

Appropriation or Fund Account  Title	Account Symbol				Balances, Beginning of Fiscal Year	Appropriations and Other Obligational Authority <sup>1</sup>	Transfers Borrowings and Investment (Net) <sup>2</sup>	Outlays (Net)	Balances Withdrawn and Other Transactions <sup>3</sup>	Balances, End of Fiscal Year	
	Period of Availability	ATA	AID	MAIN							SUB
John C. Stennis Center for Public Service Training and Development Fund Resources:											
Undisbursed Funds	2024		009	1200	000	-----	430,000.00	-----	429,124.99	-----	875.01
	2023					22,894.51	-----	-----	22,894.51	-----	-----
	2021					2,340.24	-----	-----	-----	-----	2,340.24
	Subtotal		009	1200	000	25,234.75	430,000.00	-----	452,019.50	-----	3,215.25
Medicaid and CHIP Payment and Access Commission Fund Resources:											
Undisbursed Funds	2024		009	1801	000	-----	9,405,000.00	-----	7,629,376.27	-----	1,775,623.73
	2023					2,590,440.39	-----	-----	2,464,561.52	-----	125,878.87
	2022					82,351.56	-----	-----	-----	-----	82,351.56
	2021					64,405.91	-----	-----	24,000.00	-----	40,405.91
	2020					13,152.39	-----	-----	-----	-----	13,152.39
	2019					3,507.58	-----	-----	-----	3,507.58	-----
	No Year					573,353.68	-----	-----	302,027.00	-----	271,326.68
	Subtotal		009	1801	000	3,327,211.51	9,405,000.00	-----	10,419,964.79	3,507.58	2,308,739.14
Salaries and Expenses, Medicare Payment Advisory Commission Fund Resources:											
Undisbursed Funds	2024		235	1550	000	-----	-----	-----	-2,514,427.33	-----	2,514,427.33
	2023					2,851,521.54	-----	-----	2,487,983.59	-----	363,537.95
	2022					899,850.58	-----	-----	310,490.68	-----	589,359.90
	2021					506,547.08	-----	-----	777.65	-----	505,769.43
	2020					544,786.69	-----	-----	-----	-----	544,786.69
	2019					652,050.40	-----	-----	-----	652,050.40	-----
	Subtotal		235	1550	000	5,454,756.29	-----	-----	284,824.59	652,050.40	4,517,881.30
Salaries and Expenses, United States Semiquincentennial Commission Fund Resources:											
Undisbursed Funds	2019-2028		239	2780	000	9,244.72	-----	-----	1,850.00	-----	7,394.72
	2024-2025					-----	15,000,000.00	-----	10,557,722.94	-----	4,442,277.06
	2023-2024					1,771,170.94	-----	-----	1,707,136.43	-----	64,034.51
	2021					890,272.97	-----	-----	10,000.00	-----	880,272.97
	2020					1,921.16	-----	-----	-----	-----	1,921.16
	No Year					1,261,000.60	-----	-----	12,912.45	-----	1,248,088.15
	Subtotal		239	2780	000	3,933,610.39	15,000,000.00	-----	12,289,621.82	-----	6,643,988.57
Salaries and Expenses, Western Hemisphere Drug Policy Commission Fund Resources:											
Undisbursed Funds	2019-2021		242	2800	000	247,449.51	-----	-----	-----	-----	247,449.51
	2019-2020					209,917.03	-----	-----	-389.51	-----	210,306.54
	Subtotal		242	2800	000	457,366.54	-----	-----	-389.51	-----	457,756.05

Footnotes at End of Chapter

## Appropriations, Outlays, and Balances - Continued

Appropriation or Fund Account  Title	Account Symbol				Balances, Beginning of Fiscal Year	Appropriations and Other Obligational Authority <sup>1</sup>	Transfers Borrowings and Investment (Net) <sup>2</sup>	Outlays (Net)	Balances Withdrawn and Other Transactions <sup>3</sup>	Balances, End of Fiscal Year	
	Period of Availability	ATA	AID	MAIN							SUB
Expenses, Congressional-Executive Commission on the People's Republic of China Fund Resources:											
Undisbursed Funds	2024-2025		272	2930	000	-----	2,300,000.00	-----	1,251,680.21	-----	1,048,319.79
	2023-2024					1,112,726.16	-----	-----	1,112,555.66	-----	170.50
	2022-2023					-----	-----	-----	-347.31	-----	347.31
	2021-2022					258.24	-----	-----	-----	-----	258.24
	2019-2020					481.38	-----	-----	-----	-----	481.38
	2018-2019					1,443.83	-----	-----	-----	1,443.83	-----
	No Year					176,276.48	-----	-----	2,828.97	-----	173,447.51
	Subtotal		272	2930	000	1,291,186.09	2,300,000.00	-----	2,366,717.53	1,443.83	1,223,024.73
Salaries and Expenses, Dwight D. Eisenhower Memorial Commission Fund Resources:											
Undisbursed Funds	No Year		283	2989	000	258,167.23	-----	-----	-----	-----	258,167.23
Capital Construction, Dwight D. Eisenhower Memorial Commission Fund Resources:											
Undisbursed Funds	No Year		283	2990	000	10,656.15	-----	-----	-----	-----	10,656.15
Salaries and Expenses, United States-China Economic and Security Review Commission Fund Resources:											
Undisbursed Funds	2024-2025		292	2973	000	-----	4,000,000.00	-----	2,434,234.61	-----	1,565,765.39
	2023-2024					1,688,394.02	-----	-----	1,577,062.46	-----	111,331.56
	2022-2023					39,907.47	-----	-----	33,105.65	-----	6,801.82
	2021-2022					11,546.70	-----	-----	-----	-----	11,546.70
	2020-2021					3,738.56	-----	-----	-----	-----	3,738.56
	2019-2020					3,785.32	-----	-----	-----	-----	3,785.32
	2018-2019					6,462.28	-----	-----	-----	6,462.28	-----
	No Year					87,420.79	-----	-----	-----	-----	87,420.79
	Subtotal		292	2973	000	1,841,255.14	4,000,000.00	-----	4,044,402.72	6,462.28	1,790,390.14
Salaries and Expenses, United States Commission on International Religious Freedom Fund Resources:											
Undisbursed Funds	2024-2025		295	2975	000	-----	4,000,000.00	-----	1,937,166.10	-----	2,062,833.90
	2023-2024					1,950,541.89	-----	-----	1,731,067.66	-----	219,474.23
	2022-2023					238,056.37	-----	-----	64,455.48	-----	173,600.89
	2021-2022					110,453.25	-----	-----	1.37	-----	110,451.88
	2020-2021					1,069,663.47	-----	-----	39,693.42	-----	1,029,970.05
	2019-2020					-26,831.95	-----	-----	-47,586.29	-----	20,754.34
	2018-2019					8,742.56	-----	-----	7,858.90	883.66	-----
	No Year					128,493.48	-----	-----	-----	-----	128,493.48

Footnotes at End of Chapter

Appropriations, Outlays, and Balances - Continued

Appropriation or Fund Account  Title	Account Symbol				Balances, Beginning of Fiscal Year	Appropriations and Other Obligational Authority <sup>1</sup>	Transfers Borrowings and Investment (Net) <sup>2</sup>	Outlays (Net)	Balances Withdrawn and Other Transactions <sup>3</sup>	Balances, End of Fiscal Year	
	Period of Availability	ATA	AID	MAIN							SUB
Subtotal			295	2975	000	3,479,119.07	4,000,000.00	-----	3,732,656.64	883.66	3,745,578.77
Salaries and Expenses, Commission on the State of U.S. Olympics and Paralympics											
Fund Resources:											
Undisbursed Funds	2022-2023		546	2997	000	209,053.90	-----	-----	49,523.12	-----	159,530.78
<b>Special Fund Accounts</b>											
Senate Preservation Fund, Library of Congress, Senate											
Fund Resources:											
Undisbursed Funds	No Year		000	5509	000	250.00	28,013.98	-28,013.98	-----	-----	250.00
Unrealized Discount on Investments						-16,229.24	-----	1,465.78	-----	-----	-14,763.46
Investments in US Treasury Securities						530,555.97	-----	26,548.20	-----	-----	557,104.17
Subtotal			000	5509	000	514,576.73	28,013.98	-----	-----	-----	542,590.71
Dwight D. Eisenhower Memorial Fund											
Fund Resources:											
Undisbursed Funds	No Year		283	5549	000	174.32	-----	-----	-----	-----	174.32
Salaries and Expenses, World War I Centennial Commission											
Fund Resources:											
Undisbursed Funds	2023-2024		480	5589	000	191,532.75	-----	-----	191,532.75	-----	-----
	2022-2023					6,962.75	-----	-----	6,962.75	-----	-----
	2021-2022					0.21	-----	-----	-----	-----	0.21
	No Year					203,849.65	382,479.77	-----	537,628.00	-----	48,701.42
Subtotal			480	5589	000	402,345.36	382,479.77	-----	736,123.50	-----	48,701.63
<b>Trust Fund Accounts</b>											
Congressional Office for International Leadership											
Fund Resources:											
Undisbursed Funds	No Year		009	8148	000	726,462.07	6,124,749.73	-787,000.00	5,485,250.20	-----	578,961.60
Investments in US Treasury Securities						2,138,000.00	-----	787,000.00	-----	-----	2,925,000.00
Subtotal			009	8148	000	2,864,462.07	6,124,749.73	-----	5,485,250.20	-----	3,503,961.60
John C. Stennis Center for Public Service Training and Development											
Fund Resources:											
Undisbursed Funds	No Year		009	8275	000	200,859.75	1,468,217.30	-262,000.00	1,202,849.06	-----	204,227.99
Investments in US Treasury Securities						17,877,000.00	-----	262,000.00	-----	-----	18,139,000.00
Funds Held Outside the Treasury						800.00	-----	-----	-----	-----	800.00
Subtotal			009	8275	000	18,078,659.75	1,468,217.30	-----	1,202,849.06	-----	18,344,027.99
Capitol Preservation Fund, U.S. Capitol Preservation Commission											
Fund Resources:											
Undisbursed Funds	No Year		009	8300	000	200.00	631,433.63	-631,433.63	-----	-----	200.00
Unrealized Discount on Investments						-240,878.56	-----	2,268.01	-----	-----	-238,610.55
Investments in US Treasury Securities						11,830,116.58	-----	629,165.62	-----	-----	12,459,282.20
Subtotal			009	8300	000	11,589,438.02	631,433.63	-----	-----	-----	12,220,871.65

Footnotes at End of Chapter

## Appropriations, Outlays, and Balances - Continued

Appropriation or Fund Account	Account Symbol					Balances, Beginning of Fiscal Year	Appropriations and Other Obligational Authority <sup>1</sup>	Transfers Borrowings and Investment (Net) <sup>2</sup>	Outlays (Net)	Balances Withdrawn and Other Transactions <sup>3</sup>	Balances, End of Fiscal Year
Title	Period of Availability	ATA	AID	MAIN	SUB						
Total, Legislative Branch Boards and Commissions						57,755,087.50	52,677,894.41	2,581,606.00	50,963,290.15	664,494.42	61,386,803.34
<b>Deductions for Offsetting Receipts</b>											
Proprietary Receipts from the Public						-----	-38,316,066.47	-----	-38,316,066.47	-----	-----
Intrabudgetary Receipts Deducted by Agency						-----	-8,273,854.46	-----	-8,273,854.46	-----	-----
Total, Offsetting Receipts						-----	-46,589,920.93	-----	-46,589,920.93	-----	-----
Total, Legislative Branch						5,024,095,250.31	7,018,214,528.42	-14,648,394.00	6,835,068,061.10	48,275,117.33	5,144,318,206.30

Footnotes at End of Chapter

---

Footnotes

---

- 1 The amounts in this column, unless otherwise footnoted, represent appropriations, increases and rescissions in borrowing authority or new contract authority. Appropriation accounts with appropriation transfer activity are presented in Table 1 (Appropriations and Appropriation Transfers) at the end of this chapter.
- 2 The amounts in this column, unless otherwise footnoted, represent transfers - other than appropriation transfers, borrowings (gross), investments (net), unrealized discounts or funds held outside the Treasury.
- 3 The amounts shown in this column for the "Senate", "The House of Representatives", and "Joint", unless otherwise footnoted, represent unexpended balances withdrawn pursuant to 2 U.S.C. 104 (a). Amounts shown for "Congressional Budget Office", "Architect of the Capitol", "Library of Congress", "Government Printing Office", "General Accounting Office", "Other Legislative Branch Agencies", and "United States Tax Court", unless otherwise footnoted, represent obligated balances canceled for fiscal year 2019 pursuant to 31 U.S.C. 1553.
- 4 Represents payments to the heir of Dianne Feinstein.
- 5 Subject to disposition by the administrative agency.
- 6 This account was not certified to Treasury in accordance with Treasury certification standards to indicate the amounts were certified with the criteria of 31 U.S.C. 1501.

Note: Pursuant to 31 U.S.C. 3513, only executive agencies are required to report their financial condition.



## Appropriations, Outlays, and Balances - Continued

### Footnotes

Table 1 - Appropriations and Appropriation Transfers - Legislative Branch

AID	ATA	Period of Availability	MAIN	Net Appropriations and Appropriation Transfers	Appropriation Amount	Net Appropriation Transfers	AID Involved	ATA Involved	Period of Availability Involved	MAIN Involved	Amount From or To (-)
000		X	0110	100,000.00	0.00	100,000.00	000		X	0126	100,000.00
000		24	0110	271,587,620.00	277,838,000.00	-6,250,380.00	000		24	0123	-450,380.00
							000		24	0127	-5,800,000.00
000		2426	0110	7,100.00	0.00	7,100.00	000		2426	0123	7,100.00
000		2428	0110	300,000.00	0.00	300,000.00	000		2428	0126	300,000.00
000		24	0123	450,380.00	0.00	450,380.00	000		24	0110	450,380.00
000		2426	0123	26,509,900.00	26,517,000.00	-7,100.00	000		2426	0110	-7,100.00
000		X	0126	4,400,000.00	4,500,000.00	-100,000.00	000		X	0110	-100,000.00
000		2428	0126	12,679,000.00	12,994,000.00	-315,000.00	000		2428	0110	-300,000.00
							000		2428	0172	-15,000.00
000		24	0127	5,800,000.00	0.00	5,800,000.00	000		24	0110	5,800,000.00
000		2428	0172	15,000.00	0.00	15,000.00	000		2428	0126	15,000.00
000		X	0400	90,940,500.26	127,760,000.00	-36,819,499.74	000		24	0400	-36,819,499.74
000		24	0400	1,138,223,499.74	1,101,404,000.00	36,819,499.74	000		X	0400	36,819,499.74
000		X	5509	-2,100,000.00	0.00	-2,100,000.00	001		X	0123	-2,100,000.00
001		2428	0108	2,350,000.00	2,000,000.00	350,000.00	001		2428	0123	350,000.00
001		X	0123	3,100,000.00	1,000,000.00	2,100,000.00	000		X	5509	2,100,000.00
001		2428	0123	52,475,000.00	52,825,000.00	-350,000.00	001		2428	0108	-350,000.00
001		X	0127	41,800,000.00	30,453,507.08	11,346,492.92	001		X	0137	11,346,492.92
001		X	0137	-11,346,492.92	0.00	-11,346,492.92	001		X	0127	-11,346,492.92
002		24	0476	212,564,000.00	202,846,000.00	9,718,000.00	002		24	0477	9,718,000.00
002		24	0477	578,909,000.00	588,627,000.00	-9,718,000.00	002		24	0476	-9,718,000.00
003		X	0101	25,103,000.00	12,214,000.00	12,889,000.00	003		24	0101	12,889,000.00
003		24	0101	567,308,000.00	580,197,000.00	-12,889,000.00	003		X	0101	-12,889,000.00
<b>Total</b>				<b>3,021,175,507.08</b>	<b>3,021,175,507.08</b>	-----					-----

Appropriations, Outlays, and Balances - Continued

Appropriation or Fund Account  Title	Account Symbol				Balances, Beginning of Fiscal Year	Appropriations and Other Obligational Authority <sup>1</sup>	Transfers Borrowings and Investment (Net) <sup>2</sup>	Outlays (Net)	Balances Withdrawn and Other Transactions <sup>3</sup>	Balances, End of Fiscal Year	
	Period of Availability	ATA	AID	MAIN							SUB
<b>Judicial Branch</b>											
<b>Supreme Court of the United States</b>											
<b>General Fund Accounts</b>											
Salaries and Expenses, Supreme Court of the United States, The Judiciary											
Fund Resources:											
Undisbursed Funds	2024		010	0100	000	-----	130,896,000.00	-6,800.00	115,281,972.56	-----	15,607,227.44
	2023					12,600,129.59	-----	6,800.00	8,646,842.14	-----	3,960,087.45
	2022-2023					408,013.51	-----	-----	383,098.98	-----	24,914.53
	2022					1,337,535.66	-----	-----	57,563.39	-----	1,279,972.27
	2021					2,726,428.79	-----	-----	147,137.61	-----	2,579,291.18
	2020					3,379,537.34	-----	-----	5,450.00	-----	3,374,087.34
	2019					3,055,734.56	-----	-----	166,706.19	2,889,028.37	-----
	No Year					5,514,583.27	1,500,000.00	-----	981,111.60	-----	6,033,471.67
Funds Held Outside the Treasury	2024					-----	-----	6,800.00	-----	-----	6,800.00
	2023					6,800.00	-----	-6,800.00	-----	-----	-----
	Subtotal		010	0100	000	29,028,762.72	132,396,000.00	-----	125,669,882.47	2,889,028.37	32,865,851.88
Care of the Building and Grounds, Supreme Court, The Judiciary											
Fund Resources:											
Undisbursed Funds	No Year		010	0103	000	34,775,145.04	13,688,000.00	-----	18,959,879.50	-----	29,503,265.54
Transfer To:											
Architect of the Capitol	No Year	001	010	0103	000	914,874.39	7,000,000.00	-----	7,327,562.85	-----	587,311.54
	Subtotal		010	0103	000	35,690,019.43	20,688,000.00	-----	26,287,442.35	-----	30,090,577.08
Total, Supreme Court of the United States						64,718,782.15	153,084,000.00	-----	151,957,324.82	2,889,028.37	62,956,428.96
<b>United States Court of Appeals for the Federal Circuit</b>											
<b>General Fund Accounts</b>											
Salaries and Expenses, United States Court of Appeals for the Federal Circuit, The Judiciary											
Fund Resources:											
Undisbursed Funds	2024		010	0510	000	-----	40,251,924.38	-----	33,910,509.17	-----	6,341,415.21
	2023					6,396,604.09	-----	-----	2,319,629.43	-----	4,076,974.66
	2022					4,940,315.20	-----	-----	2,856,233.30	-----	2,084,081.90
	2021					1,255,815.74	-----	-----	146,611.06	-----	1,109,204.68
	2020					1,482,805.91	-----	-----	432,654.19	-----	1,050,151.72
	2019					1,257,941.38	-----	-----	220,406.72	1,037,534.66	-----
	Subtotal		010	0510	000	15,333,482.32	40,251,924.38	-----	39,886,043.87	1,037,534.66	14,661,828.17
Total, United States Court of Appeals for the Federal Circuit						15,333,482.32	40,251,924.38	-----	39,886,043.87	1,037,534.66	14,661,828.17
<b>United States Court of International Trade</b>											
<b>General Fund Accounts</b>											

Footnotes at End of Chapter

## Appropriations, Outlays, and Balances - Continued

Appropriation or Fund Account  Title	Account Symbol				Balances, Beginning of Fiscal Year	Appropriations and Other Obligational Authority <sup>1</sup>	Transfers Borrowings and Investment (Net) <sup>2</sup>	Outlays (Net)	Balances Withdrawn and Other Transactions <sup>3</sup>	Balances, End of Fiscal Year	
	Period of Availability	ATA	AID	MAIN							SUB
Salaries and Expenses, United States Court of International Trade, The Judiciary Fund Resources:											
Undisbursed Funds	2024		010	0400	000	----- 23,467,381.07	-----	21,986,270.56	-----	1,481,110.51	
	2023					1,984,651.95	-----	722,992.94	-----	1,261,659.01	
	2022					117,889.10	-----	19,424.46	-----	98,464.64	
	2021					659,930.14	-----	71,611.57	-----	588,318.57	
	2020					6,762.52	-----	-----	-----	6,762.52	
	2019					305,366.33	-----	-----	305,366.33	-----	
	Subtotal		010	0400	000	3,074,600.04	-----	22,800,299.53	-----	3,436,315.25	
Total, United States Court of International Trade						3,074,600.04	-----	22,800,299.53	-----	3,436,315.25	
<b>Courts of Appeals, District Courts, and Other Judicial Services</b>											
<b>General Fund Accounts</b>											
Salaries and Expenses, Courts of Appeals, District Courts, and Other Judicial Services, The Judiciary Fund Resources:											
Undisbursed Funds	2024		010	0920	000	----- 6,478,372,161.22	-----	6,232,289,187.35	-----	246,082,973.87	
	2023					312,778,318.21	-----	258,308,438.89	-----	54,469,879.32	
	No Year					69,418,965.34	-----	18,935,178.02	-----	72,007,647.32	
	Subtotal		010	0920	000	382,197,283.55	-----	6,509,532,804.26	-----	372,560,500.51	
Defender Services, Court of Appeals, District Courts, and Other Judicial Services, The Judiciary Fund Resources:											
Undisbursed Funds	No Year		010	0923	000	195,916,477.60	1,450,680,000.00	-----	1,465,940,628.71	-----	180,655,848.89
Fees of Jurors and Commissioners, Court of Appeals, District Courts and Other Judicial Services, The Judiciary Fund Resources:											
Undisbursed Funds	No Year		010	0925	000	13,099,664.19	58,239,000.00	-----	47,399,167.85	-----	23,939,496.34
Court Security, Court of Appeals, District Courts, and Other Judicial Services, The Judiciary Fund Resources:											
Undisbursed Funds	2024		010	0930	000	----- 113,534,000.00	-----	98,798,447.81	-----	14,735,552.19	
	2023					15,663,551.04	-----	9,493,094.61	-----	6,170,456.43	
	2022					22,738,129.47	-----	-2,649,092.18	-----	17,936,235.13	
	2021					4,296,692.97	-----	-461,530.32	-----	3,577,709.23	
	2020					1,300,103.41	-----	-1,294,758.59	-----	5,344.82	
	2019					1,054,581.12	-----	-1,054,581.12	-----	-----	
	No Year					130,373,057.73	-4,970,038.00	2,764,861.94	-----	124,422,659.38	
Transfer To:											
United States Marshals Service, Justice	2024	015	010	0930	003	----- 636,629,000.00	-----	530,151,978.83	-----	106,477,021.17	
	2023					172,670,799.04	-----	104,086,132.07	-----	68,584,666.97	
	2022					54,778,413.46	-----	-5,000,000.00	-----	34,664,227.83	

Footnotes at End of Chapter

Appropriations, Outlays, and Balances - Continued

Appropriation or Fund Account  Title	Account Symbol				Balances, Beginning of Fiscal Year	Appropriations and Other Obligational Authority <sup>1</sup>	Transfers Borrowings and Investment (Net) <sup>2</sup>	Outlays (Net)	Balances Withdrawn and Other Transactions <sup>3</sup>	Balances, End of Fiscal Year
	Period of Availability	ATA	AID	MAIN						
	2021				42,920,793.08	-----	-----	15,459,132.97	-----	27,461,660.11
	2020				30,196,615.14	-----	-2,500,000.00	10,131,365.34	-----	17,565,249.80
	2019				11,911,425.95	-----	-5,044,899.73	6,866,526.22	-----	-----
	No Year				42,286,382.14	4,970,038.00	15,240,000.00	15,065,789.45	-----	47,430,630.69
	Subtotal		010	0930	530,190,544.55	750,163,000.00	-----	811,322,130.80	-----	469,031,413.75
<b>Special Fund Accounts</b>										
Filing Fees, The Judiciary Fund Resources: Undisbursed Funds	No Year		010	5100	654,528,692.86	164,894,760.15	-----	121,672,894.05	-----	697,750,558.96
Registry Administration Account, The Judiciary Fund Resources: Undisbursed Funds	No Year		010	5101	-----	1,576,150.69	-----	1,576,150.69	-----	-----
Judicial Information Technology Fund, The Judiciary Fund Resources: Undisbursed Funds	No Year		010	5114	775,084,592.16	800,297,648.92	-----	709,024,004.33	-----	866,358,236.75
Total, Courts of Appeals, District Courts, and Other Judicial Services					2,551,017,254.91	9,725,746,580.98	-----	9,666,467,780.69	-----	2,610,296,055.20
<b>Administrative Office of the United States Courts</b>										
<b>General Fund Accounts</b>										
Salaries and Expenses, Administrative Office of the United States Courts, The Judiciary Fund Resources: Undisbursed Funds	2024		010	0927	-----	102,673,000.00	-----	102,673,000.00	-----	-----
<b>Special Fund Accounts</b>										
Chapter 7 Trustee Fund, Administrative Office of the United States Courts, The Judiciary Fund Resources: Undisbursed Funds	No Year		010	5116	230,520.00	-----	-----	23,940.00	-----	206,580.00
Total, Administrative Office of the United States Courts					230,520.00	102,673,000.00	-----	102,696,940.00	-----	206,580.00
<b>Federal Judicial Center</b>										
<b>General Fund Accounts</b>										
Salaries and Expenses, Federal Judicial Center, The Judiciary Fund Resources: Undisbursed Funds	2024-2025		010	0928	-----	1,800,000.00	-----	729.20	-----	1,799,270.80
	2024				-----	32,461,000.00	-----	29,979,629.59	-----	2,481,370.41
	2023-2024				1,651,972.56	-----	-----	1,470,846.41	-----	181,126.15
	2023				2,880,743.61	-----	-----	2,595,499.62	-----	285,243.99
	2022-2023				49,600.61	-----	-----	10,430.56	-----	39,170.05
	2022				375,103.99	-----	-----	102,278.96	-----	272,825.03
	2021-2022				70,671.81	-----	-----	-16.47	-----	70,688.28
	2021				502,209.97	-----	-----	-----	-----	502,209.97

Footnotes at End of Chapter

## Appropriations, Outlays, and Balances - Continued

Appropriation or Fund Account  Title	Account Symbol				Balances, Beginning of Fiscal Year	Appropriations and Other Obligational Authority <sup>1</sup>	Transfers Borrowings and Investment (Net) <sup>2</sup>	Outlays (Net)	Balances Withdrawn and Other Transactions <sup>3</sup>	Balances, End of Fiscal Year
	Period of Availability	ATA	AID	MAIN						
	2020-2021				1,286,241.00	-----	-----	-----	-----	1,286,241.00
	2020				1,407,065.33	-----	-----	13,500.00	-----	1,393,565.33
	2019-2020				348,904.59	-----	-----	-----	-----	348,904.59
	2019				365,699.54	-----	-----	-----	365,699.54	-----
	2018-2019				118,300.16	-----	-----	-----	118,300.16	-----
	Subtotal		010	0928	9,056,513.17	34,261,000.00	-----	34,172,897.87	483,999.70	8,660,615.60
Total, Federal Judicial Center					9,056,513.17	34,261,000.00	-----	34,172,897.87	483,999.70	8,660,615.60
<b>Judicial Retirement Funds</b>										
<b>General Fund Accounts</b>										
Payment to Judiciary Trust Funds, Judicial Retirement Funds, The Judiciary Fund Resources:										
Undisbursed Funds	2024		010	0941	-----	251,900,000.00	-----	251,900,000.00	-----	-----
<b>Trust Fund Accounts</b>										
Judicial Survivors Annuity Fund, The Judiciary Fund Resources:										
Undisbursed Funds	No Year		010	8110	4,083,977.26	70,929,785.68	-29,185,494.44	42,787,313.78	-----	3,040,954.72
Unrealized Discount on Investments					-10,888,648.60	-----	-4,018,418.08	-----	-----	-14,907,066.68
Investments in US Treasury Securities					646,247,268.43	-----	33,203,912.52	-----	-----	679,451,180.95
	Subtotal		010	8110	639,442,597.09	70,929,785.68	0.00	42,787,313.78	-----	667,585,068.99
Judicial Officers Retirement Fund, The Judiciary Fund Resources:										
Undisbursed Funds	No Year		010	8122	12,421,810.22	282,328,479.78	-126,994,597.10	154,492,997.71	-----	13,262,695.19
Unrealized Discount on Investments					-33,353,829.80	-----	-16,535,207.58	-----	-----	-49,889,037.38
Investments in US Treasury Securities					1,304,464,174.67	-----	143,529,804.68	-----	-----	1,447,993,979.35
	Subtotal		010	8122	1,283,532,155.09	282,328,479.78	-----	154,492,997.71	-----	1,411,367,637.16
Claims Court Judges Retirement Fund, The Judiciary Fund Resources:										
Undisbursed Funds	No Year		010	8124	412,372.16	5,128,824.72	284,151.05	5,349,916.35	-----	475,431.58
Unrealized Discount on Investments					-665,032.82	-----	-285,329.74	-----	-----	-950,362.56
Investments in US Treasury Securities					41,239,410.56	-----	1,178.69	-----	-----	41,240,589.25
	Subtotal		010	8124	40,986,749.90	5,128,824.72	0.00	5,349,916.35	-----	40,765,658.27
Total, Judicial Retirement Funds					1,963,961,502.08	610,287,090.18	0.00	454,530,227.84	-----	2,119,718,364.42
<b>United States Sentencing Commission</b>										
<b>General Fund Accounts</b>										
Salaries and Expenses, United States Sentencing Commission, The Judiciary Fund Resources:										
Undisbursed Funds	2024		010	0938	-----	21,641,000.00	-----	18,972,781.64	-----	2,668,218.36
	2023				3,246,840.38	-----	-----	3,033,893.63	-----	212,946.75

Footnotes at End of Chapter

**Appropriations, Outlays, and Balances - Continued**

Appropriation or Fund Account  Title	Account Symbol				Balances, Beginning of Fiscal Year	Appropriations and Other Obligational Authority <sup>1</sup>	Transfers Borrowings and Investment (Net) <sup>2</sup>	Outlays (Net)	Balances Withdrawn and Other Transactions <sup>3</sup>	Balances, End of Fiscal Year
	Period of Availability	ATA	AID	MAIN						
	2022				421,851.41	-----	-----	252,555.42	-----	169,295.99
	2021				360,785.43	-----	-----	179,382.16	-----	181,403.27
	2020				223,624.36	-----	-----	368.90	-----	223,255.46
	2019				244,604.20	-----	-----	-----	244,604.20	-----
	No Year				835.55	-----	-----	-----	-----	835.55
	Subtotal		010	0938	000	4,498,541.33	21,641,000.00	22,438,981.75	244,604.20	3,455,955.38
Total, United States Sentencing Commission						4,498,541.33	21,641,000.00	22,438,981.75	244,604.20	3,455,955.38
<b>Deductions for Offsetting Receipts</b>										
Proprietary Receipts from the Public					-----	-118,096,157.88	-----	-118,096,157.88	-----	-----
Intrabudgetary Receipts Deducted by Agency					-----	-896,588,499.70	-----	-896,588,499.70	-----	-----
Total, Offsetting Receipts					-----	-1,014,684,657.58	-----	-1,014,684,657.58	-----	-----
Total, Judicial Branch						4,611,891,196.00	9,696,727,319.03	0.00	4,960,533.26	4,823,392,142.98

Footnotes at End of Chapter

## Appropriations, Outlays, and Balances - Continued

---

### Footnotes

---

- 1 The amounts in this column, unless otherwise footnoted, represent appropriations, increases and rescissions in borrowing authority or new contract authority. Appropriation accounts with appropriation transfer activity are presented in Table 1 (Appropriations and Appropriation Transfers) at the end of this chapter.
- 2 The amounts in this column, unless otherwise footnoted, represent transfers - other than appropriation transfers, borrowings (gross), investments (net), unrealized discounts or funds held outside the Treasury.
- 3 The amounts in this column, unless otherwise footnoted, represent obligated balances canceled for fiscal year 2019 pursuant to 31 U.S.C. 1553 and adjustments to borrowing and contract authority.

Note: Pursuant to 31 U.S.C. 3513, only executive agencies are required to report their financial condition.

**Footnotes**

**Table 1 - Appropriations and Appropriation Transfers - Judicial Branch**

AID	ATA	Period of Availability	MAIN	Net Appropriations and Appropriation Transfers	Appropriation Amount	Net Appropriation Transfers	AID Involved	ATA Involved	Period of Availability Involved	MAIN Involved	Amount From or To (-)
010	001	X	0103	7,000,000.00	0.00	7,000,000.00	010		X	0103	7,000,000.00
010		X	0103	13,688,000.00	20,688,000.00	-7,000,000.00	010	001	X	0103	-7,000,000.00
010		X	0920	21,523,860.00	0.00	21,523,860.00	010		24	0920	21,523,860.00
010		24	0920	6,478,372,161.22	6,499,896,021.22	-21,523,860.00	010		X	0920	-21,523,860.00
010		X	0930	-4,970,038.00	0.00	-4,970,038.00	010	015	X	0930	-4,970,038.00
010		24	0930	113,534,000.00	750,163,000.00	-636,629,000.00	010	015	24	0930	-636,629,000.00
010	015	X	0930	4,970,038.00	0.00	4,970,038.00	010		X	0930	4,970,038.00
010	015	24	0930	636,629,000.00	0.00	636,629,000.00	010		24	0930	636,629,000.00
<b>Total</b>				<b>7,270,747,021.22</b>	<b>7,270,747,021.22</b>	<b>-----</b>					<b>-----</b>



**This Page Left Blank Intentionally**

---

Appropriations, Outlays, and Balances - Continued

Appropriation or Fund Account  Title	Account Symbol				Balances, Beginning of Fiscal Year	Appropriations and Other Obligational Authority <sup>1</sup>	Transfers Borrowings and Investment (Net) <sup>2</sup>	Outlays (Net)	Balances Withdrawn and Other Transactions <sup>3</sup>	Balances, End of Fiscal Year	
	Period of Availability	ATA	AID	MAIN							SUB
<p><b>Department of Agriculture</b>  <b>Office of the Secretary</b>  <b>General Fund Accounts</b></p>											
<p>Processing, Research and Marketing, Office of the Secretary,  Agriculture  Fund Resources:</p>											
Undisbursed Funds	2022-2031		012	0115	000	2,489,021,699.49	-----	-----	2,183,578,585.98	-----	305,443,113.51
	2022-2028					98,883,066.48	-----	-----	22,074,837.42	-----	76,808,229.06
	2023-2027					4,058,813.79	-----	-----	443,832.67	-----	3,614,981.12
	2024					-----	58,292,000.00	-----	52,317,059.15	-----	5,974,940.85
	2022-2024					1,916,366,695.54	-----	-----	1,356,439,467.20	-----	559,927,228.34
	2021-2024					5,207,564.90	1,478,374.26	-----	6,609,767.78	-----	76,171.38
	2023					37,678,772.47	-----	-----	8,884,772.94	-----	28,793,999.53
	2022					18,704,146.83	-----	-----	5,207,505.68	-----	13,496,641.15
	2020-2022					254,554,427.43	-----	-245,801,459.93	-51,422.40	-----	8,804,389.90
	2021					15,067,018.62	-----	-----	4,888,365.59	-----	10,178,653.03
	2019-2021					184,857,892.16	-----	-171,105,829.93	118,452.65	-----	13,633,609.58
	2020					416,185,538.09	-----	-4,072,538.00	1,202,593.66	-----	410,910,406.43
	2018-2020					163,791,638.55	-----	-156,554,904.07	617.33	-----	7,236,117.15
	2019					2,741,202.88	-----	-1,550,466.87	554,645.60	636,090.41	-----
	No Year					9,851,049,750.99	410,000,000.00	-----	3,987,237,774.70	22,800,000.00	6,251,011,976.29
	Subtotal		012	0115	000	15,458,168,228.22	469,770,374.26	-579,085,198.80	7,629,506,855.95	23,436,090.41	7,695,910,457.32
<p>Office of the Under Secretary for Research, Education and Economics,  Agriculture  Fund Resources:</p>											
Undisbursed Funds	2024		012	0124	000	-----	1,884,000.00	-----	2,257,535.03	-----	<sup>6</sup> -373,535.03
	2023					1,193,377.16	-----	-----	1,496,909.71	-----	<sup>6</sup> -303,532.55
	2022					2,135,469.97	-----	-----	1,116,596.46	-----	1,018,873.51
	2021					789,661.21	-----	-----	103,325.55	-----	686,335.66
	2020					255,232.35	-----	-240,715.00	3.03	-----	14,514.32
	2019					43,315.11	-----	-42,230.00	13.28	1,071.83	-----
	Subtotal		012	0124	000	4,417,055.80	1,884,000.00	-282,945.00	4,974,383.06	1,071.83	1,042,655.91
<p>Office of the Under Secretary for Marketing and Regulatory Programs,  Cooperative State Research, Education, and Extension Service,  Agriculture  Fund Resources:</p>											
Undisbursed Funds	2024		012	0125	000	-----	1,617,000.00	-----	1,194,074.86	-----	422,925.14
	2023					563,862.75	-----	-----	59,880.20	-----	503,982.55
	2022					258,021.07	-----	-----	199,429.23	-----	58,591.84
	2021					44,871.75	-----	-----	29,469.53	-----	15,402.22
	2020					104,811.64	-----	-98,359.25	0.83	-----	6,451.56

Footnotes at End of Chapter

## Appropriations, Outlays, and Balances - Continued

Appropriation or Fund Account  Title	Account Symbol				Balances, Beginning of Fiscal Year	Appropriations and Other Obligational Authority <sup>1</sup>	Transfers Borrowings and Investment (Net) <sup>2</sup>	Outlays (Net)	Balances Withdrawn and Other Transactions <sup>3</sup>	Balances, End of Fiscal Year
	Period of Availability	ATA	AID	MAIN						
	2019				104,305.17	-----	-100,817.00	12.72	3,475.45	-----
	Subtotal		012	0125	1,075,872.38	1,617,000.00	-199,176.25	1,482,867.37	3,475.45	1,007,353.31
Office of the Under Secretary for Farm and Foreign Agricultural Services, Agriculture Fund Resources:										
Undisbursed Funds	2024		012	0126	-----	1,527,000.00	-----	1,363,418.20	-----	163,581.80
	2023				440,254.49	-----	-----	222,078.36	-----	218,176.13
	2022				343,719.78	-----	-----	59,875.46	-----	283,844.32
	2021				55,635.32	-----	-----	6.34	-----	55,628.98
	2020				21,651.02	-----	-19,497.00	0.55	-----	2,153.47
	2019				98,259.15	-----	-94,472.00	8.36	3,778.79	-----
	Subtotal		012	0126	959,519.76	1,527,000.00	-113,969.00	1,645,387.27	3,778.79	723,384.70
Office of the Under Secretary for Rural Development, Agriculture Fund Resources:										
Undisbursed Funds	2024		012	0127	-----	1,620,000.00	-----	1,363,091.22	-----	256,908.78
	2023				626,186.68	-----	-----	139,125.83	-----	487,060.85
	2022				796,337.39	-----	-----	252.08	-----	796,085.31
	2021				81,903.08	-----	-----	4.82	-----	81,898.26
	2020				178,816.83	-----	-172,364.44	0.83	-----	6,451.56
	Subtotal		012	0127	1,683,243.98	1,620,000.00	-172,364.44	1,502,474.78	-----	1,628,404.76
Office of the Assistant Secretary for Natural Resources and Environment, Agriculture Fund Resources:										
Undisbursed Funds	2024		012	0128	-----	1,000,000.00	-----	851,364.93	-----	148,635.07
	2023				271,831.54	-----	-----	87,339.18	-----	184,492.36
	2022				207,131.85	-----	-----	40,243.97	-----	166,887.88
	2021				66,123.17	-----	-----	6.34	-----	66,116.83
	2020				53,742.63	-----	-50,609.00	0.28	-----	3,133.35
	2019				95,665.37	-----	-91,466.00	4.36	4,195.01	-----
	Subtotal		012	0128	694,494.56	1,000,000.00	-142,075.00	978,959.06	4,195.01	569,265.49
Office of the Under Secretary for Food, Nutrition and Consumer Services, Agriculture Fund Resources:										
Undisbursed Funds	2024		012	0129	-----	1,127,000.00	-----	1,046,753.26	-----	80,246.74
	2023				393,298.04	-----	-----	98,716.70	-----	294,581.34
	2022				82,150.26	-----	-----	24,877.58	-----	57,272.68
	2021				55,638.27	-----	-----	4.82	-----	55,633.45
	2020				150,454.93	-----	-132,077.54	0.83	-----	18,376.56
	2019				92,866.27	-----	-60,924.00	12.72	31,929.55	-----
	Subtotal		012	0129	774,407.77	1,127,000.00	-193,001.54	1,170,365.91	31,929.55	506,110.77

Footnotes at End of Chapter

Appropriations, Outlays, and Balances - Continued

Appropriation or Fund Account  Title	Account Symbol				Balances, Beginning of Fiscal Year	Appropriations and Other Obligational Authority <sup>1</sup>	Transfers Borrowings and Investment (Net) <sup>2</sup>	Outlays (Net)	Balances Withdrawn and Other Transactions <sup>3</sup>	Balances, End of Fiscal Year	
	Period of Availability	ATA	AID	MAIN							SUB
Office of the Assistant Secretary for Civil Rights, Agriculture Fund Resources: Undisbursed Funds	2024		012	0130	000	-----	1,466,000.00	-----	847,323.76	-----	618,676.24
	2023					485,620.52	-----	-----	325,051.57	-----	160,568.95
	2022					713,295.95	-----	-----	252.07	-----	713,043.88
	2021					190,758.87	-----	-----	3.18	-----	190,755.69
	2020					266,314.00	-----	-94,862.00	0.54	-----	171,451.46
	2019					115,359.63	-----	-110,742.00	8.72	4,608.91	-----
	Subtotal		012	0130	000	1,771,348.97	1,466,000.00	-205,604.00	1,172,639.84	4,608.91	1,854,496.22
Office of the Under Secretary for Trade and Foreign Agricultural Affairs, Office of the Secretary, Agriculture Fund Resources: Undisbursed Funds	2024		012	0176	000	-----	932,000.00	-----	802,931.43	-----	129,068.57
	2023					301,676.68	-----	-----	111,135.70	-----	190,540.98
	2022					262,241.05	-----	-----	252.08	-----	261,988.97
	2021					101,935.61	-----	-----	4.82	-----	101,930.79
	2020					83,802.51	-----	-6,461.00	0.83	-----	77,340.68
	2019					74,811.30	-----	-72,798.00	-1,156.75	3,170.05	-----
	Subtotal		012	0176	000	824,467.15	932,000.00	-79,259.00	913,168.11	3,170.05	760,869.99
Office of Codex Alimentarius, Office of the Secretary, Agriculture Fund Resources: Undisbursed Funds	2024		012	0177	000	-----	4,922,000.00	-----	2,594,062.98	-----	2,327,937.02
	2023					3,009,383.16	-----	-----	2,232,637.03	-----	776,746.13
	2022					366,926.10	-----	-----	194,286.61	-----	172,639.49
	2021					669,281.14	-----	-----	376,664.88	-----	292,616.26
	2020					919,588.75	-----	-622,028.65	288,356.37	-----	9,203.73
	2019					522,044.74	-----	-516,857.67	33.82	5,153.25	-----
	Subtotal		012	0177	000	5,487,223.89	4,922,000.00	-1,138,886.32	5,686,041.69	5,153.25	3,579,142.63
Food Supply Chain and Agriculture Pandemic Response Program Account, Rural Development Administration, Agriculture Fund Resources: Undisbursed Funds	No Year		012	0408	000	2,029,703,780.66	3,207,667.00	-----	404,441,927.76	-----	1,628,469,519.90
Outreach for Socially Disadvantaged Farmers, Office of the Secretary, Agriculture Fund Resources: Undisbursed Funds	2024		012	0601	000	-----	25,000,000.00	-----	654,648.36	<sup>5</sup> 1,425,000.00	22,920,351.64
	No Year					1,418,649.07	-----	-----	530,741.96	-----	887,907.11
	Subtotal		012	0601	000	1,418,649.07	25,000,000.00	-----	1,185,390.32	1,425,000.00	23,808,258.75
Office of the Under Secretary for Food Safety, Agriculture Fund Resources: Undisbursed Funds	2024		012	3701	000	-----	1,117,000.00	-----	955,707.25	-----	161,292.75
	2023					322,190.94	-----	-----	228,527.75	-----	93,663.19

Footnotes at End of Chapter

## Appropriations, Outlays, and Balances - Continued

Appropriation or Fund Account  Title	Account Symbol				Balances, Beginning of Fiscal Year	Appropriations and Other Obligational Authority <sup>1</sup>	Transfers Borrowings and Investment (Net) <sup>2</sup>	Outlays (Net)	Balances Withdrawn and Other Transactions <sup>3</sup>	Balances, End of Fiscal Year
	Period of Availability	ATA	AID	MAIN						
	2022				228,213.82	-----	-----	5,550.55	-----	222,663.27
	2021				138,380.64	-----	-----	4.82	-----	138,375.82
	2020				167,529.55	-----	-124,988.72	0.55	-----	42,540.28
	2019				115,245.83	-----	-110,609.00	8.36	4,628.47	-----
	Subtotal		012	3701	971,560.78	1,117,000.00	-235,597.72	1,189,799.28	4,628.47	658,535.31
<b>Trust Fund Accounts</b>										
Gifts and Bequests, Agriculture Fund Resources:										
Undisbursed Funds	No Year		012	8203	5,001,602.82	649,412.71	-----	953,116.35	-----	4,697,899.18
Total, Office of the Secretary					17,512,951,455.81	515,839,453.97	-581,848,077.07	8,056,803,376.75	24,923,101.72	9,365,216,354.24
<b>Executive Operations</b>										
<b>General Fund Accounts</b>										
Expenses, Common Computing Environment, Agriculture Fund Resources:										
Undisbursed Funds	No Year		012	0113	276,641.34	-----	-----	-----	-----	276,641.34
Office of the Chief Economist, Executive Operations, Agriculture Fund Resources:										
Undisbursed Funds	2024		012	0123	-----	30,500,000.00	-----	14,834,755.90	-----	15,665,244.10
	2023				13,027,386.97	-----	-----	4,714,315.37	-----	8,313,071.60
	2022				7,099,692.81	-----	-----	4,543,762.66	-----	2,555,930.15
	2021				2,577,295.31	-----	-----	1,094,873.06	-----	1,482,422.25
	2020				2,099,377.57	-----	-256,129.00	1,410,567.02	-----	432,681.55
	2019				599,276.64	-----	-579,898.00	8,606.35	10,772.29	-----
	No Year				153,580.94	-----	-----	119,573.14	-----	34,007.80
	Subtotal		012	0123	25,556,610.24	30,500,000.00	-836,027.00	26,726,453.50	10,772.29	28,483,357.45
Nonrecurring Expenses Fund, Office of the Chief Financial Officer, Agriculture Fund Resources:										
Undisbursed Funds	No Year		012	0133	98,500,876.18	-----	804,974,897.15	535,909,480.05	-----	367,566,293.28
Office of Safety, Security, and Protection, Executive Operations, Agriculture Fund Resources:										
Undisbursed Funds	2024		012	0470	-----	20,800,000.00	-----	17,678,638.56	-----	3,121,361.44
	2023				10,713,345.08	-----	-----	9,851,256.75	-----	862,088.33
	2022				5,605,160.66	-----	-----	4,257,840.28	-----	1,347,320.38
	2021				604,141.49	-----	-----	58,686.42	-----	545,455.07
	Subtotal		012	0470	16,922,647.23	20,800,000.00	-----	31,846,422.01	-----	5,876,225.22
Office of Budget and Program Analysis, Executive Operations,										

Footnotes at End of Chapter

Appropriations, Outlays, and Balances - Continued

Appropriation or Fund Account  Title	Account Symbol				Balances, Beginning of Fiscal Year	Appropriations and Other Obligational Authority <sup>1</sup>	Transfers Borrowings and Investment (Net) <sup>2</sup>	Outlays (Net)	Balances Withdrawn and Other Transactions <sup>3</sup>	Balances, End of Fiscal Year
	Period of Availability	ATA	AID	MAIN						
Agriculture Fund Resources: Undisbursed Funds	2024		012	0503	000	----- 14,967,000.00	----- -----	13,198,554.80	----- -----	1,768,445.20
	2023					3,515,829.57	----- -----	2,361,388.29	----- -----	1,154,441.28
	2022					300,193.30	----- -----	90,029.97	----- -----	210,163.33
	2021					123,078.92	----- -----	1,092.66	----- -----	121,986.26
	2020					130,192.62	----- -76,000.00	78.55	----- -----	54,114.07
	2019					146,293.61	----- -140,489.00	962.00	----- 4,842.61	----- -----
	Subtotal		012	0503	000	4,215,588.02	14,967,000.00 -216,489.00	15,652,106.27	4,842.61	3,309,150.14
Office of Hearings and Appeals Division, Executive Operations, Agriculture Fund Resources: Undisbursed Funds	2024		012	0706	000	----- 16,703,000.00	----- -----	15,296,557.93	----- -----	1,406,442.07
	2023					1,817,966.24	----- -----	1,343,384.31	----- -----	474,581.93
	2022					636,445.58	----- -----	22,874.34	----- -----	613,571.24
	2021					400,571.63	----- -----	302.71	----- -----	400,268.92
	2020					965,733.59	----- -600,000.00	3,669.88	----- -----	362,063.71
	2019					580,510.82	----- -500,000.00	2,105.50	----- 78,405.32	----- -----
	Subtotal		012	0706	000	4,401,227.86	16,703,000.00 -1,100,000.00	16,668,894.67	78,405.32	3,256,927.87
<b>Intragovernmental Funds</b>										
Working Capital Fund, Agriculture Fund Resources: Undisbursed Funds	No Year		012	4609	000	785,827,167.66	----- 18,289,802.00	90,505,826.89	° 46,192,142.00	667,419,000.77
Total, Executive Operations						935,700,758.53	82,970,000.00	821,112,183.15	717,309,183.39	46,286,162.22
<b>Office of Civil Rights General Fund Accounts</b>										
Office of Civil Rights, Agriculture Fund Resources: Undisbursed Funds	2024		012	3800	000	----- 37,000,000.00	----- -----	28,280,783.01	----- -----	8,719,216.99
	2023					12,964,624.06	----- -----	8,783,782.41	----- -----	4,180,841.65
	2022					5,655,040.87	----- -----	726,838.54	----- -----	4,928,202.33
	2021					783,241.34	----- -----	-5,365.68	----- -----	788,607.02
	2020					1,512,304.92	----- -1,080,605.00	-1,498.71	----- -----	433,198.63
	2019					287,049.99	----- -166,285.00	435.60	120,329.39	-----
	Subtotal		012	3800	000	21,202,261.18	37,000,000.00 -1,246,890.00	37,784,975.17	120,329.39	19,050,066.62
Total, Office of Civil Rights						21,202,261.18	37,000,000.00	-1,246,890.00	37,784,975.17	120,329.39
<b>Office of Inspector General General Fund Accounts</b>										

Footnotes at End of Chapter

## Appropriations, Outlays, and Balances - Continued

Appropriation or Fund Account  Title	Account Symbol				Balances, Beginning of Fiscal Year	Appropriations and Other Obligational Authority <sup>1</sup>	Transfers Borrowings and Investment (Net) <sup>2</sup>	Outlays (Net)	Balances Withdrawn and Other Transactions <sup>3</sup>	Balances, End of Fiscal Year
	Period of Availability	ATA	AID	MAIN						
Office of Inspector General, Agriculture Fund Resources:										
Undisbursed Funds	2024-2027		012	0900	000	----- 1,886,800.00	----- -----	348,508.03	-----	1,538,291.97
	2023-2026					1,886,800.00	-----	360,000.00	-----	1,526,800.00
	2022-2025					1,097,877.40	-----	575,911.04	-----	521,966.36
	2024					-----	111,561,000.00	95,764,505.26	-----	15,796,494.74
	2023					18,504,759.68	-----	12,346,168.14	-----	6,158,591.54
	2022					7,693,618.79	-----	787,389.63	-----	6,906,229.16
	2021-2022					4,423.12	-----	-----	-----	4,423.12
	2021					6,936,277.15	-----	158,110.15	-----	6,778,167.00
	2020-2021					14,403.48	-----	-----	-----	14,403.48
	2020					6,057,738.53	-----	-4,336,626.00	166,962.57	1,554,149.96
	2019					3,907,478.34	-----	-3,216,355.00	369,393.54	321,729.80
	No Year					6,357,852.39	2,829,000.00	5,229,902.41	-----	3,956,949.98
	Subtotal		012	0900	000	52,461,228.88	116,276,800.00	-7,552,981.00	116,106,850.77	321,729.80
<b>Special Fund Accounts</b>										
Inspector General Assets Forfeiture, Justice Fund Resources:										
Undisbursed Funds	No Year		012	5410	000	4,679,351.19	-----	319,929.77	-----	4,359,421.42
Inspector General Assets Forfeiture, Treasury Fund Resources:										
Undisbursed Funds	No Year		012	5411	000	4,814,669.28	-----	943,694.92	-----	3,870,974.36
Total, Office of Inspector General						61,955,249.35	116,276,800.00	-7,552,981.00	117,370,475.46	321,729.80
<b>Office of the General Counsel</b>										
<b>General Fund Accounts</b>										
Office of Ethics, Agriculture Fund Resources:										
Undisbursed Funds	2024		012	0136	000	-----	4,500,000.00	4,224,985.28	-----	275,014.72
	2023					1,549,941.60	-----	1,192,098.40	-----	357,843.20
	2022					153,060.91	-----	24,072.68	-----	128,988.23
	2021					106,452.96	-----	5.51	-----	106,447.45
	2020					345,306.22	-----	-286,970.55	-703.10	59,038.77
	2019					188,631.26	-----	-188,562.36	81,906.17	-----
	Subtotal		012	0136	000	2,343,392.95	4,500,000.00	-475,532.91	5,358,621.50	81,906.17
Office of the General Counsel, Agriculture Fund Resources:										
Undisbursed Funds	2024		012	2300	000	-----	60,537,000.00	51,565,063.78	-----	8,971,936.22
	2023					13,122,353.17	-----	9,648,416.59	-----	3,473,936.58
	2022					1,749,419.43	-----	1,558,484.60	-----	190,934.83

Footnotes at End of Chapter

Appropriations, Outlays, and Balances - Continued

Appropriation or Fund Account  Title	Account Symbol				Balances, Beginning of Fiscal Year	Appropriations and Other Obligational Authority <sup>1</sup>	Transfers Borrowings and Investment (Net) <sup>2</sup>	Outlays (Net)	Balances Withdrawn and Other Transactions <sup>3</sup>	Balances, End of Fiscal Year	
	Period of Availability	ATA	AID	MAIN							SUB
	2021				137,393.48	-----	-----	-12,758.82	-----	150,152.30	
	2020				175,401.35	-----	-176,361.59	-2,133.00	-----	1,172.76	
	2019				741,691.47	-----	-659,753.17	891.85	81,046.45	-----	
	Subtotal		012	2300	000	15,926,258.90	60,537,000.00	-836,114.76	62,757,965.00	81,046.45	12,788,132.69
Total, Office of the General Counsel						18,269,651.85	65,037,000.00	-1,311,647.67	68,116,586.50	162,952.62	13,715,465.06
<b>Economic Research Service</b>											
<b>General Fund Accounts</b>											
Economic Research Service, Agriculture											
Fund Resources:											
Undisbursed Funds											
	2024		012	1701	000	-----	90,612,000.00	-----	78,605,528.03	-----	12,006,471.97
	2023					12,285,388.87	-----	-----	8,773,124.88	-----	3,512,263.99
	2022					10,357,148.72	-----	-----	4,722,663.57	-----	5,634,485.15
	2021					8,715,441.30	-----	-----	3,196,844.92	-----	5,518,596.38
	2020					6,382,684.83	-----	-2,832,521.00	1,388,620.17	-----	2,161,543.66
	2019					3,121,652.52	-----	-2,250,000.00	524,808.85	346,843.67	-----
	Subtotal		012	1701	000	40,862,316.24	90,612,000.00	-5,082,521.00	97,211,590.42	346,843.67	28,833,361.15
Total, Economic Research Service						40,862,316.24	90,612,000.00	-5,082,521.00	97,211,590.42	346,843.67	28,833,361.15
<b>National Agricultural Statistics Service</b>											
<b>General Fund Accounts</b>											
National Agricultural Statistics Service, Agriculture											
Fund Resources:											
Undisbursed Funds											
	2024		012	1801	000	-----	140,663,000.00	-----	119,006,956.69	-----	21,656,043.31
	2023					17,393,115.91	-----	-----	17,176,952.27	-----	216,163.64
	2022					358,951.83	-----	-----	154,994.86	-----	203,956.97
	2021					0.67	-----	-----	-47,025.08	-----	47,025.75
	2020					43.59	-----	-----	-14,413.61	-----	14,457.20
	2019					48,565.19	-----	-----	43,726.98	4,838.21	-----
	No Year					51,118,932.83	46,850,000.00	-----	58,578,606.20	-----	39,390,326.63
	Subtotal		012	1801	000	68,919,610.02	187,513,000.00	-----	194,899,798.31	4,838.21	61,527,973.50
<b>Trust Fund Accounts</b>											
Miscellaneous Contributed Funds, National Agricultural Statistics											
Service, Agriculture											
Fund Resources:											
Undisbursed Funds											
	No Year		012	8218	000	-----	84,900.00	-----	84,900.00	-----	-----
Total, National Agricultural Statistics Service						68,919,610.02	187,597,900.00	-----	194,984,698.31	4,838.21	61,527,973.50
<b>Agricultural Research Service</b>											
<b>General Fund Accounts</b>											

Footnotes at End of Chapter



## Appropriations, Outlays, and Balances - Continued

Appropriation or Fund Account  Title	Account Symbol				Balances, Beginning of Fiscal Year	Appropriations and Other Obligational Authority <sup>1</sup>	Transfers Borrowings and Investment (Net) <sup>2</sup>	Outlays (Net)	Balances Withdrawn and Other Transactions <sup>3</sup>	Balances, End of Fiscal Year
	Period of Availability	ATA	AID	MAIN						
Salaries and Expenses, Agricultural Research Service, Agriculture Fund Resources:										
Undisbursed Funds	2024		012	1400	000	----- 1,788,563,000.00	-----	1,114,605,392.38	-----	673,957,607.62
	2023					699,382,490.69	-----	452,674,032.35	-----	246,708,458.34
	2022					258,498,549.60	-----	149,777,151.74	-----	108,721,397.86
	2021					93,563,456.16	-----	45,134,654.15	-----	48,428,802.01
	2020					42,845,286.00	-6,164,476.00	20,664,756.88	-----	16,016,053.12
	2019					19,164,407.84	-12,353,500.00	4,865,108.86	1,945,798.98	-----
	No Year					8,463,433.99	-----	3,948,067.71	-----	4,515,366.28
	Subtotal		012	1400	000	1,121,917,624.28	-18,517,976.00	1,791,669,164.07	1,945,798.98	1,098,347,685.23
Buildings and Facilities, Agricultural Research Service, Agriculture Fund Resources:										
Undisbursed Funds	No Year		012	1401	000	955,372,514.89	-----	109,986,522.50	-----	902,549,992.39
<b>Special Fund Accounts</b>										
Concessions Fees and Volunteer Services, Agricultural Research Service, Agriculture Fund Resources:										
Undisbursed Funds	No Year		012	5279	000	1,027,653.41	48,532.60	9,095.00	-----	1,067,091.01
<b>Trust Fund Accounts</b>										
Miscellaneous Contributed Funds, Agricultural Research Service, Agriculture Fund Resources:										
Undisbursed Funds	No Year		012	8214	000	35,207,113.25	20,605,048.21	19,335,516.66	-----	36,476,644.80
Total, Agricultural Research Service						2,113,524,905.83	1,866,380,580.81	-18,517,976.00	1,921,000,298.23	1,945,798.98
<b>National Institute of Food and Agriculture</b>										
<b>General Fund Accounts</b>										
Extension Activities, National Institute of Food and Agriculture, Agriculture Fund Resources:										
Undisbursed Funds	2024-2025		012	0502	000	-----	35,000,000.00	-----	1,740,327.00	<sup>5</sup> 1,995,000.00
	2024					-----	585,200,000.00	-----	111,698,007.08	<sup>5</sup> 3,192,000.00
	2023-2024					35,966,108.00	-----	6,319,778.12	-----	29,646,329.88
	2021-2024					806,987.36	-----	806,987.36	-----	-----
	2023					472,558,969.81	-----	194,934,144.44	-----	277,624,825.37
	2022-2023					26,290,235.86	-----	7,706,489.87	-----	18,583,745.99
	2022					269,526,194.78	-----	147,785,988.41	-----	121,740,206.37
	2021-2022					14,591,674.47	-----	9,788,913.20	-----	4,802,761.27
	2021					110,501,531.09	-----	76,849,609.67	-----	33,651,921.42
	2020-2021					5,211,543.35	-----	2,763,817.18	-----	2,447,726.17
	2020					28,097,177.17	-----	18,374,486.29	-----	9,722,690.88

Footnotes at End of Chapter

Appropriations, Outlays, and Balances - Continued

Appropriation or Fund Account  Title	Account Symbol				Balances, Beginning of Fiscal Year	Appropriations and Other Obligational Authority <sup>1</sup>	Transfers Borrowings and Investment (Net) <sup>2</sup>	Outlays (Net)	Balances Withdrawn and Other Transactions <sup>3</sup>	Balances, End of Fiscal Year	
	Period of Availability	ATA	AID	MAIN							SUB
	2019-2020				1,326,385.45	-----	-----	808,508.61	-----	517,876.84	
	2019				10,723,320.66	-----	-2,561,675.36	6,300,886.07	1,860,759.23	-----	
	2018-2019				998,426.14	-----	-87.23	596,144.19	402,194.72	-----	
	No Year				258,071,064.99	32,500,000.00	-----	51,357,968.69	-----	239,213,096.30	
	Subtotal		012	0502	000	1,234,669,619.13	652,700,000.00	-2,561,762.59	637,832,056.18	7,449,953.95	1,239,525,846.41
Biomass Research and Development, National Institute of Food and Agriculture, Agriculture Fund Resources:											
Undisbursed Funds	No Year		012	1003	000	3,655,618.27	-----	-----	-2,897.36	-----	3,658,515.63
Research and Education Activities, National Institute of Food and Agriculture, Agriculture Fund Resources:											
Undisbursed Funds	2022-2031		012	1500	000	239,351,688.04	-----	-----	17,267,670.16	-----	222,084,017.88
	2024-2025				-----	7,000,000.00	-----	307,356.99	-----	6,692,643.01	
	2024				-----	522,750,000.00	-----	127,351,980.33	-----	395,398,019.67	
	2023-2024				7,258,114.00	-----	-----	869,060.96	-----	6,389,053.04	
	2023				399,886,424.83	-----	-----	231,296,178.58	-----	168,590,246.25	
	2022-2023				9,368,418.86	-----	-----	2,957,020.82	-----	6,411,398.04	
	2022				144,643,403.91	-----	-----	75,508,556.93	-----	69,134,846.98	
	2021-2022				14,362,774.22	-----	-----	2,832,293.75	-----	11,530,480.47	
	2021				63,838,063.25	-----	-----	31,319,294.66	-----	32,518,768.59	
	2020-2021				1,832,834.23	-----	-----	1,353,931.44	-----	478,902.79	
	2020				35,339,343.42	-----	-----	15,671,701.33	-----	19,667,642.09	
	2019-2020				1,270,020.12	-----	-----	980,969.51	-----	289,050.61	
	2019				17,827,582.04	-----	-5,040,422.82	11,011,542.05	1,775,617.17	-----	
	No Year				2,045,828,017.91	556,200,000.00	-----	562,287,245.88	<sup>5</sup> 37,000,000.00	2,002,740,772.03	
	Subtotal		012	1500	000	2,980,806,684.83	1,085,950,000.00	-5,040,422.82	1,081,014,803.39	38,775,617.17	2,941,925,841.45
Buildings and Facilities, National Institute of Food and Agriculture, Agriculture Fund Resources:											
Undisbursed Funds	No Year		012	1501	000	538,386.36	-----	-----	-----	538,386.36	-----
Integrated Activities, National Institute of Food and Agriculture, Agriculture Fund Resources:											
Undisbursed Funds	2024-2025		012	1502	000	-----	138,000,000.00	-----	6,287,234.77	<sup>5</sup> 7,410,000.00	124,302,765.23
	2024				-----	33,100,000.00	-----	1,437,030.69	-----	31,662,969.31	
	2023-2024				124,949,197.45	-----	-----	14,030,822.56	-----	110,918,374.89	
	2023				31,836,507.73	-----	-----	9,722,969.99	-----	22,113,537.74	
	2022-2023				92,020,056.36	-----	-----	27,736,057.95	-----	64,283,998.41	
	2022				21,751,709.29	-----	-----	12,830,280.82	-----	8,921,428.47	
	2021-2022				70,347,458.33	-----	-----	21,045,672.63	-----	49,301,785.70	
	2021				9,384,140.50	-----	-----	4,654,742.29	-----	4,729,398.21	

Footnotes at End of Chapter

## Appropriations, Outlays, and Balances - Continued

Appropriation or Fund Account  Title	Account Symbol				Balances, Beginning of Fiscal Year	Appropriations and Other Obligational Authority <sup>1</sup>	Transfers Borrowings and Investment (Net) <sup>2</sup>	Outlays (Net)	Balances Withdrawn and Other Transactions <sup>3</sup>	Balances, End of Fiscal Year	
	Period of Availability	ATA	AID	MAIN							SUB
	2020-2021				40,989,775.69	-----	-----	20,255,577.35	-----	20,734,198.34	
	2020				4,585,562.43	-----	-----	2,564,479.93	-----	2,021,082.50	
	2019-2020				106,494.68	-----	-----	-----	-----	106,494.68	
	2019				23,171,805.92	-----	-630,270.88	17,193,894.53	-----	<sup>7</sup> 5,347,640.51	
	2018-2019				113,392.09	-----	-113,392.09	-----	-----	-----	
	2018				1,364,578.57	-----	-----	768,893.79	-----	<sup>7</sup> 595,684.78	
	2017				1,891,037.62	-----	-----	387,204.43	-----	<sup>7</sup> 1,503,833.19	
	2016				1,030,707.66	-----	-----	-20,349.07	-----	<sup>7</sup> 1,051,056.73	
	2015				1,762,436.40	-----	-----	-----	-----	<sup>7</sup> 1,762,436.40	
	No Year				28,079,344.54	2,000,000.00	-----	13,531,632.37	-----	16,547,712.17	
	Subtotal		012	1502	000	453,384,205.26	173,100,000.00	-743,662.97	152,426,145.03	7,410,000.00	465,904,397.26
<b>Special Fund Accounts</b>											
Native American Institutions Endowment Fund, Agriculture Fund Resources:											
Undisbursed Funds	No Year		012	5205	000	14,140,086.57	19,773,246.99	-11,923,313.08	819,263.88	-----	21,170,756.60
Unrealized Discount on Investments						-1,902,728.41	-----	382,482.56	-----	-----	-1,520,245.85
Investments in US Treasury Securities						273,373,478.08	-----	11,540,830.52	-----	-----	284,914,308.60
	Subtotal		012	5205	000	285,610,836.24	19,773,246.99	-----	819,263.88	-----	304,564,819.35
<b>Trust Fund Accounts</b>											
Emergency Citrus Disease Research and Development Trust Fund, National Institute of Food and Agriculture, Agriculture Fund Resources:											
Undisbursed Funds	No Year		012	8559	000	73,721,674.02	25,000,000.00	-----	19,429,481.89	-----	79,292,192.13
Total, National Institute of Food and Agriculture						5,032,387,024.11	1,956,523,246.99	-8,345,848.38	1,891,518,853.01	54,173,957.48	5,034,871,612.23
<b>Animal and Plant Health Inspection Service</b>											
<b>General Fund Accounts</b>											
Salaries and Expenses, Animal and Plant Health Inspection Service, Agriculture Fund Resources:											
Undisbursed Funds	2024-2025		012	1600	000	-----	8,500,000.00	-----	1,174,509.52	-----	7,325,490.48
	2024					-----	693,259,000.00	-----	523,985,324.44	<sup>5</sup> 4,275,000.00	164,998,675.56
	2023-2024					8,496,706.02	-----	-----	1,807,923.27	-----	6,688,782.75
	2023					<sup>8</sup> 205,505,513.46	-----	-----	141,010,848.28	-----	64,494,665.18
	2022-2023					7,081,849.94	-----	-----	3,835,095.94	-----	3,246,754.00
	2020-2023					2,216,198.07	-----	-----	1,401,225.92	-----	814,972.15
	2019-2023					<sup>8</sup> 2,437,841.57	-----	-----	2,107,815.50	-----	330,026.07
	2022					56,649,044.82	-----	-----	37,750,886.90	-----	18,898,157.92
	2021-2022					6,064,588.98	-----	-----	1,240,139.17	-----	4,824,449.81
	2021					17,210,948.05	-----	-----	5,527,749.71	-----	11,683,198.34
	2020-2021					1,648,756.30	-----	-----	1,463,131.17	-----	185,625.13

Footnotes at End of Chapter

Appropriations, Outlays, and Balances - Continued

Appropriation or Fund Account  Title	Account Symbol				Balances, Beginning of Fiscal Year	Appropriations and Other Obligational Authority <sup>1</sup>	Transfers Borrowings and Investment (Net) <sup>2</sup>	Outlays (Net)	Balances Withdrawn and Other Transactions <sup>3</sup>	Balances, End of Fiscal Year	
	Period of Availability	ATA	AID	MAIN							SUB
	2020				10,274,096.91	-----	-2,000,000.00	1,317,179.03	-----	6,956,917.88	
	2019-2020				465,611.37	-----	-----	139,840.47	-----	325,770.90	
	2019				5,999,702.88	-----	-700,000.00	3,096,769.19	2,202,933.69	-----	
	2018-2019				3,014,183.04	-----	-----	223,530.27	2,790,652.77	-----	
	No Year				1,705,002,359.17	1,710,051,284.00	-----	1,378,766,817.15	<sup>5</sup> 1,710,000.00	2,034,576,826.02	
	Subtotal		012	1600	000	2,032,067,400.58	2,411,810,284.00	-2,700,000.00	2,104,848,785.93	10,978,586.46	2,325,350,312.19
Buildings and Facilities, Animal and Plant Health Inspection Service, Agriculture Fund Resources:											
Undisbursed Funds	No Year		012	1601	000	44,401,301.07	1,000,000.00	-----	10,081,851.05	-----	35,319,450.02
<b>Special Fund Accounts</b>											
Agricultural Quarantine Inspection User Fee Account, Animal and Plant Health Inspection Service, Agriculture Fund Resources:											
Undisbursed Funds	No Year		012	5161	000	396,568,453.07	507,140,275.47	-312,076,000.00	265,176,368.15	-----	326,456,360.39
<b>Trust Fund Accounts</b>											
Miscellaneous Contributed Funds, Animal and Plant Health Inspection Service, Agriculture Fund Resources:											
Undisbursed Funds	No Year		012	8226	000	9,264,121.74	12,930,673.23	-----	11,155,229.00	-----	11,039,565.97
Foreign Service National Separation Liability Trust Fund, Animal and Plant Health Inspection Service, Agriculture Fund Resources:											
Undisbursed Funds	No Year		012	8558	000	2,201,067.89	1,476,590.00	-----	1,457,094.71	-----	2,220,563.18
Total, Animal and Plant Health Inspection Service						2,484,502,344.35	2,934,357,822.70	-314,776,000.00	2,392,719,328.84	10,978,586.46	2,700,386,251.75
<b>Food Safety and Inspection Service</b>											
<b>General Fund Accounts</b>											
Food Safety and Inspection Service, Agriculture Fund Resources:											
Undisbursed Funds	2024		012	3700	000	-----	1,155,437,000.00	-----	1,082,267,231.72	-----	73,169,768.28
	2023					108,269,972.38	-----	-----	99,610,564.63	-----	8,659,407.75
	2022					17,455,516.08	-----	-----	4,820,717.55	-----	12,634,798.53
	2021					10,848,499.27	-----	-----	556,460.35	-----	10,292,038.92
	2020-2021					551,398.51	-----	-----	-----	-----	551,398.51
	2020					12,190,530.56	-----	-9,292,929.00	422,619.44	-----	2,474,982.12
	2019					7,099,924.60	-----	-6,467,407.00	200,892.20	431,625.40	-----
	No Year					107,513,932.48	35,272,000.00	-----	38,768,845.25	-----	104,017,087.23
	Subtotal		012	3700	000	263,929,773.88	1,190,709,000.00	-15,760,336.00	1,226,647,331.14	431,625.40	211,799,481.34
<b>Trust Fund Accounts</b>											

Footnotes at End of Chapter

## Appropriations, Outlays, and Balances - Continued

Appropriation or Fund Account  Title	Account Symbol				Balances, Beginning of Fiscal Year	Appropriations and Other Obligational Authority <sup>1</sup>	Transfers Borrowings and Investment (Net) <sup>2</sup>	Outlays (Net)	Balances Withdrawn and Other Transactions <sup>3</sup>	Balances, End of Fiscal Year	
	Period of Availability	ATA	AID	MAIN							SUB
Expenses and Refunds, Inspection of Farm Products, Food Safety and Inspection Service, Agriculture Fund Resources:											
Undisbursed Funds	No Year		012	8137	000	6,361,434.13	17,772,979.17	-----	18,942,312.11	-----	5,192,101.19
Total, Food Safety and Inspection Service						270,291,208.01	1,208,481,979.17	-15,760,336.00	1,245,589,643.25	431,625.40	216,991,582.53
<b>Agricultural Marketing Service</b>											
<b>General Fund Accounts</b>											
Payment to Expenses and Refunds, Inspection and Grading of Farm Products, Agricultural Marketing Service, Agriculture Fund Resources:											
Undisbursed Funds	2024		012	0215	000	-----	2,250,000.00	-----	2,250,000.00	-----	-----
Marketing Services, Agricultural Marketing Service, Agriculture Fund Resources:											
Undisbursed Funds	2024-2025		012	2500	000	-----	2,000,000.00	-----	-----	-----	2,000,000.00
	2024					-----	210,887,000.00	-----	156,396,052.26	-----	54,490,947.74
	2023-2024					2,800,037.20	-----	-----	2,799,913.20	-----	124.00
	2023					62,801,866.42	-----	-----	32,711,393.63	-----	30,090,472.79
	2022-2023					92,277.57	-----	-----	70,887.79	-----	21,389.78
	2022					22,908,953.48	-----	-----	9,480,691.25	-----	13,428,262.23
	2021					13,427,960.81	-----	-----	7,172,059.13	-----	6,255,901.68
	2020-2021					286,018.20	-----	-----	-----	-----	286,018.20
	2020					7,176,954.81	-----	-3,429,247.00	2,209,962.43	-----	1,537,745.38
	2019					4,212,854.19	-----	-3,981,994.00	-364,322.61	595,182.80	-----
	No Year					2,430,715,718.22	1,750,078,261.00	-----	1,273,073,729.95	<sup>§</sup> 98,950,761.00	2,808,769,488.27
	Subtotal		012	2500	000	2,544,422,640.90	1,962,965,261.00	-7,411,241.00	1,483,550,367.03	99,545,943.80	2,916,880,350.07
Payments to States and Possessions, Agricultural Marketing Service, Agriculture Fund Resources:											
Undisbursed Funds	2024		012	2501	000	-----	81,000,000.00	-----	-500.00	<sup>§</sup> 4,845,000.00	76,155,500.00
	2023					74,183,086.10	-----	-----	10,404,638.81	-----	63,778,447.29
	2022					64,702,317.95	-----	-----	24,068,794.79	-----	40,633,523.16
	2021-2022					2,114,437.31	-----	-----	869,749.49	-----	1,244,687.82
	2021					40,281,235.02	-----	-----	24,021,997.20	-----	16,259,237.82
	2020-2021					1,341,340.80	-----	-----	492,233.12	-----	849,107.68
	2020					15,094,088.43	-----	-25,069.00	10,519,138.99	-----	4,549,880.44
	2019					4,059,400.19	-----	-144,481.00	90,157.85	3,824,761.34	-----
	No Year					93,401,849.08	5,000,000.00	-----	31,481,723.08	-----	66,920,126.00
	Subtotal		012	2501	000	295,177,754.88	86,000,000.00	-169,550.00	101,947,933.33	8,669,761.34	270,390,510.21
<b>Special Fund Accounts</b>											

Footnotes at End of Chapter

Appropriations, Outlays, and Balances - Continued

Appropriation or Fund Account  Title	Account Symbol					Balances, Beginning of Fiscal Year	Appropriations and Other Obligational Authority <sup>1</sup>	Transfers Borrowings and Investment (Net) <sup>2</sup>	Outlays (Net)	Balances Withdrawn and Other Transactions <sup>3</sup>	Balances, End of Fiscal Year
	Period of Availability	ATA	AID	MAIN	SUB						
Perishable Agricultural Commodities Act Fund, Agricultural Marketing Service, Agriculture Fund Resources: Undisbursed Funds	No Year		012	5070	000	20,904,574.07	11,675,009.49	-----	12,216,369.97	-----	20,363,213.59
Funds for Strengthening Markets, Income, and Supply (Section 32), Agriculture Fund Resources: Undisbursed Funds	No Year		012	5209	000	915,885,476.25	1,360,938,561.14	-----	1,534,894,331.99	-----	741,929,705.40
<b>Public Enterprise Funds</b>											
Inspection and Weighing Services, Grain Inspection, Packers and Stockyards Administration, Agriculture Fund Resources: Undisbursed Funds	No Year		012	4050	000	3,219,697.43	-----	-----	-1,645,517.03	-----	4,865,214.46
<b>Trust Fund Accounts</b>											
Expenses and Refunds, Inspection and Grading of Farm Products, Agricultural Marketing Service, Agriculture Fund Resources: Undisbursed Funds	No Year		012	8015	000	132,732,213.95	212,587,325.64	-----	215,514,538.11	-----	129,805,001.48
Wool Research, Development and Promotion Trust Fund, Agricultural Marketing Service, Agriculture Fund Resources: Undisbursed Funds	No Year		012	8100	000	2,378,250.00	2,250,000.00	-----	2,378,250.00	-----	2,250,000.00
Total, Agricultural Marketing Service						3,914,720,607.48	3,638,666,157.27	-7,580,791.00	3,351,106,273.40	108,215,705.14	4,086,483,995.21
<b>Risk Management Agency</b>											
<b>General Fund Accounts</b>											
Administrative and Operating Expenses, Office of Risk Management Fund Resources: Undisbursed Funds	2024		012	2707	000	-----	72,637,000.00	-----	68,860,658.95	-----	3,776,341.05
	2023					9,334,447.72	-----	-----	7,227,512.65	-----	2,106,935.07
	2022					2,052,849.26	-----	-----	1,077,080.03	-----	975,769.23
	2021					2,089,134.17	-----	-----	53,704.32	-----	2,035,429.85
	2020					2,499,732.09	-----	-2,098,229.00	10,012.81	-----	391,490.28
	2019					1,642,106.97	-----	-1,602,032.00	5,011.79	35,063.18	-----
	Subtotal		012	2707	000	17,618,270.21	72,637,000.00	-3,700,261.00	77,233,980.55	35,063.18	9,285,965.48
<b>Public Enterprise Funds</b>											
Federal Crop Insurance Corporation Fund, Risk Management Agency, Agriculture Fund Resources: Undisbursed Funds	No Year		012	4085	000	4,305,472,659.76	10,343,384,375.20	18,250,068.16	9,768,288,060.88	-----	4,898,819,042.24
Funds Held Outside the Treasury						276,658,716.39	-----	-18,250,068.16	-----	-----	258,408,648.23
	Subtotal		012	4085	000	4,582,131,376.15	10,343,384,375.20	-----	9,768,288,060.88	-----	5,157,227,690.47

Footnotes at End of Chapter

## Appropriations, Outlays, and Balances - Continued

Appropriation or Fund Account  Title	Account Symbol				Balances, Beginning of Fiscal Year	Appropriations and Other Obligational Authority <sup>1</sup>	Transfers Borrowings and Investment (Net) <sup>2</sup>	Outlays (Net)	Balances Withdrawn and Other Transactions <sup>3</sup>	Balances, End of Fiscal Year
	Period of Availability	ATA	AID	MAIN						
Total, Risk Management Agency					4,599,749,646.36	10,416,021,375.20	-3,700,261.00	9,845,522,041.43	35,063.18	5,166,513,655.95
<b>Farm Service Agency General Fund Accounts</b>										
State Mediation Grants, Farm Service Agency, Agriculture Fund Resources:										
Undisbursed Funds	2024		012	0170	000	----- 6,500,000.00	-----	3,615,714.30	-----	2,884,285.70
	2023					3,056,305.76	-----	1,562,354.76	-----	1,493,951.00
	2022					2,187,885.24	-----	137,674.38	-----	2,050,210.86
	2021					2,076,292.54	-----	-----	-----	2,076,292.54
	2020					279,242.42	-----	-----	-----	279,242.42
	2019					1,324.49	-----	-----	1,324.49	-----
	Subtotal		012	0170	000	7,601,050.45	6,500,000.00	5,315,743.44	1,324.49	8,783,982.52
Emergency Forest Restoration Program, Farm Service Agency, Agriculture Fund Resources:										
Undisbursed Funds	No Year		012	0171	000	524,408,604.99	-----	17,135,269.28	-----	507,273,335.71
Salaries and Expenses, Farm Service Agency, Agriculture Fund Resources:										
Undisbursed Funds	2024-2025		012	0600	000	----- 15,000,000.00	-----	6,056,574.33	-----	8,943,425.67
	2024					----- 473,502,973.00	-----	304,552,346.11	-----	168,950,626.89
	2023-2024					3,987,153.80	-----	4,895,369.29	-----	15,041,784.51
	2023					170,352,727.00	-----	-15,950,000.00	-----	20,064,799.50
	2022-2023					7,318,200.59	-----	6,069,682.00	-----	1,248,518.59
	2022					57,716,581.02	-----	28,150,373.08	-----	29,566,207.94
	2021-2022					134,145.71	-----	-----	-----	134,145.71
	2021					16,323,116.84	-----	853,955.56	-----	15,469,161.28
	2020-2021					61,826.73	-----	-----	-----	61,826.73
	2020					10,108,309.51	-----	-5,431,913.34	-----	4,623,445.97
	2019-2020					16,895.34	-----	-16,473.00	-----	422.34
	2019					16,242,988.09	-----	-15,189,587.87	694,413.68	-----
	2018-2019					88,388.35	-----	-86,179.00	2,209.30	-----
	No Year					156,283,801.13	720,804,027.00	777,678,152.94	-----	99,409,675.19
	Subtotal		012	0600	000	438,634,134.11	1,209,307,000.00	-20,724,153.21	1,263,006,317.60	696,622.98
Assistance for Farmers and Ranchers Account, Farm Service Agency, Agriculture Fund Resources:										
Undisbursed Funds	2022-2031		012	1124	000	250,000,000.00	-----	1,431,155.06	-----	248,568,844.94
	2023					7,621,762.34	-----	1,321,922.31	-----	6,299,840.03
	Subtotal		012	1124	000	257,621,762.34	-----	2,753,077.37	-----	254,868,684.97

Footnotes at End of Chapter

Appropriations, Outlays, and Balances - Continued

Appropriation or Fund Account  Title	Account Symbol				Balances, Beginning of Fiscal Year	Appropriations and Other Obligational Authority <sup>1</sup>	Transfers Borrowings and Investment (Net) <sup>2</sup>	Outlays (Net)	Balances Withdrawn and Other Transactions <sup>3</sup>	Balances, End of Fiscal Year	
	Period of Availability	ATA	AID	MAIN							SUB
Agricultural Credit Insurance Fund Program Account, Farm Service Agency, Agriculture Fund Resources:											
Undisbursed Funds	2022-2031		012	1140	000	1,167,413,558.67	-----	-----	873,892,392.25	-----	293,521,166.42
	2024					-----	705,511,645.00	-----	661,202,101.89	-----	44,309,543.11
	2023					45,137,038.65	-----	-----	8,526,213.68	-----	36,610,824.97
	2022					9,134,296.42	-----	-----	3,919,335.42	-----	5,214,961.00
	2021					2,456,687.94	-----	-----	1,710.00	-----	2,454,977.94
	2020					436,601.06	-----	-423,411.00	-----	-----	13,190.06
	2019					554,344.97	-----	-546,805.05	-----	7,539.92	-----
	No Year					11,268,322.27	3,507,000.00	-----	1,067,265.46	-----	13,708,056.81
	Subtotal		012	1140	000	1,236,400,849.98	709,018,645.00	-970,216.05	1,548,609,018.70	7,539.92	395,832,720.31
Commodity Credit Corporation Export Loans Program Account, Foreign Agricultural Service, Agriculture Fund Resources:											
Undisbursed Funds	2024		012	1336	000	-----	6,063,000.00	-----	4,990,528.43	-----	1,072,471.57
	2023					1,548,140.65	-----	-----	645,467.49	-----	902,673.16
	2022					505,025.98	-----	-----	8,791.27	-----	496,234.71
	2021					2,340,311.92	-----	-----	-----	-----	2,340,311.92
	2020					536,486.17	-----	-536,486.17	-----	-----	-----
	2019					729,842.90	-----	-729,842.90	-----	-----	-----
	No Year					218,473.29	1,613,706.77	-----	1,669,380.08	-----	162,799.98
	Subtotal		012	1336	000	5,878,280.91	7,676,706.77	-1,266,329.07	7,314,167.27	-----	4,974,491.34
USDA Disaster Assistance, Farm Service Agency, Agriculture Fund Resources:											
Undisbursed Funds	2021		012	2701	000	27,751.28	-----	-----	81.28	-----	27,670.00
	2020					30,055.85	-----	-----	-----	-----	30,055.85
	2019					30,449.58	-----	-----	41.76	30,407.82	-----
	No Year					8,525,980.31	3,500,000.00	-----	3,829,341.94	-----	8,196,638.37
	Subtotal		012	2701	000	8,614,237.02	3,500,000.00	-----	3,829,464.98	30,407.82	8,254,364.22
Farm Storage Facility Loans Program Accounts, Farm Service Agency, Agriculture Fund Resources:											
Undisbursed Funds	No Year		012	3301	000	-----	38,648,797.54	-----	38,534,254.91	-----	114,542.63
Grassroots Source Water Protection Program, Farm Service Agency, Agriculture Fund Resources:											
Undisbursed Funds	No Year		012	3304	000	-----	8,000,000.00	-----	7,000,000.00	-----	1,000,000.00
Dairy Indemnity Program, Farm Service Agency, Agriculture Fund Resources:											
Undisbursed Funds	No Year		012	3314	000	-----	2,379,705.71	-----	2,209,830.15	-----	169,875.56

Footnotes at End of Chapter



## Appropriations, Outlays, and Balances - Continued

Appropriation or Fund Account  Title	Account Symbol				Balances, Beginning of Fiscal Year	Appropriations and Other Obligational Authority <sup>1</sup>	Transfers Borrowings and Investment (Net) <sup>2</sup>	Outlays (Net)	Balances Withdrawn and Other Transactions <sup>3</sup>	Balances, End of Fiscal Year	
	Period of Availability	ATA	AID	MAIN							SUB
Emergency Conservation Program, Farm Service Agency, Agriculture Fund Resources: Undisbursed Funds	No Year		012	3316	000	701,605,363.70	-----	-----	135,682,726.38	-----	565,922,637.32
Conservation Reserve Program, Farm Service Agency, Agriculture Fund Resources: Undisbursed Funds	No Year		012	3319	000	1,736.45	-----	-----	-----	-----	1,736.45
<b>Special Fund Accounts</b>											
Agricultural Disaster Relief Trust Fund, Farm Service Agency, Agriculture Fund Resources: Undisbursed Funds	No Year		012	5531	000	130,250.80	40,566.52	-----	-155,208.42	-----	326,025.74
Pima Agriculture Cotton Trust Fund, Farm Service Agency, Agriculture Fund Resources: Undisbursed Funds	No Year		012	5635	000	9,670,351.24	16,000,000.00	-----	15,120,135.05	-----	10,550,216.19
Agriculture Wool Apparel Manufacturers Trust Fund, Farm Service Agency, Agriculture Fund Resources: Undisbursed Funds	No Year		012	5636	000	29,408,862.60	30,000,000.00	-----	20,031,551.79	-----	39,377,310.81
<b>Public Enterprise Funds</b>											
Agricultural Credit Insurance Fund, Liquidating Account, Consolidated Farm Service Agency, Agriculture Fund Resources: Undisbursed Funds	No Year		012	4140	000	50,550,587.35	-----	-----	-18,201,344.37	\$ 66,263,031.23	2,488,900.49
Commodity Credit Corporation Fund, Agriculture Fund Resources: Undisbursed Funds	2020		012	4336	000	37,406.01	-----	-----	-----	-----	37,406.01
	2019-2020					358,113.00	-----	-----	-----	-----	358,113.00
	2019					3,988,823.90	-----	-----	3,152,600.00	836,223.90	-----
	2018-2019					290,284.00	-----	-----	-----	290,284.00	-----
	No Year					668,805,759.45	8,905,093,939.06	-3,615,037,477.58	5,397,527,193.94	-----	561,335,026.99
Transfer To:											
Agency for International Development	No Year	072	012	4336	000	147,980,703.99	-----	-----	116,173,156.19	-----	31,807,547.80
Authority to Borrow from the Treasury						\$ 16,399,484,626.16	3,463,605,239,168.51	-3,462,724,009,018.48	-----	1,182,530,892.23	16,098,183,883.96
Authority to Borrow from the Public						\$-----	263,000,000.00	-----	-----	-----	263,000,000.00
			012	4336	000	17,220,945,716.51	3,472,773,333,107.57	-3,466,339,046,496.06	\$ 5,516,852,950.13	1,183,657,400.13	16,954,721,977.76
Commodity Credit Corporation Direct Loans, Liquidating Account, Agriculture Fund Resources: Undisbursed Funds	No Year		012	4338	000	8,843,930.14	-----	-----	-----	\$ 8,843,930.14	-----
<b>Trust Fund Accounts</b>											

Footnotes at End of Chapter

Appropriations, Outlays, and Balances - Continued

Appropriation or Fund Account  Title	Account Symbol				Balances, Beginning of Fiscal Year	Appropriations and Other Obligational Authority <sup>1</sup>	Transfers Borrowings and Investment (Net) <sup>2</sup>	Outlays (Net)	Balances Withdrawn and Other Transactions <sup>3</sup>	Balances, End of Fiscal Year	
	Period of Availability	ATA	AID	MAIN							SUB
Tobacco Trust Fund, Commodity Credit Corporation, Agriculture Fund Resources: Undisbursed Funds	No Year		012	8161	000	----- 8,907,205.29	----- -----	8,907,205.29	----- -----	----- -----	
Total, Farm Service Agency						20,500,315,718.59	3,474,813,311,734.40	-3,466,362,007,194.39	8,573,945,159.55	1,259,500,256.71	19,118,174,842.34
<b>Natural Resources Conservation Service</b>											
<b>General Fund Accounts</b>											
Emergency Watershed Protection Program, Natural Resources Conservation Programs, Agriculture Fund Resources: Undisbursed Funds	No Year		012	0017	000	133,602,768.03	----- -----	----- 26,600,014.76	----- -----	----- 107,002,753.27	
Conservation Operations, Natural Resources Conservation Service, Agriculture Fund Resources: Undisbursed Funds	2022-2031		012	1000	000	1,242,070,410.29	----- -----	----- 171,117,609.24	----- -----	----- 1,070,952,801.05	
	2024-2025					----- 914,899,000.00	----- -----	----- 443,238,955.49	----- -----	----- 471,660,044.51	
	2023-2024					438,524,743.20	-30,000,000.00	----- 165,070,200.67	----- -----	----- 243,454,542.53	
	2022-2023					210,484,399.53	----- -----	----- 93,660,369.87	----- -----	----- 116,824,029.66	
	2021-2022					100,036,649.95	----- -----	----- 38,323,478.06	----- -----	----- 61,713,171.89	
	2020-2021					39,775,217.71	----- -----	----- 15,751,523.62	----- -----	----- 24,023,694.09	
	2019-2020					37,567,369.12	----- -----	-16,295,190.69 10,348,758.80	----- -----	----- 10,923,419.63	
	2018-2019					27,567,619.75	----- -----	-23,968,108.79 2,299,245.12	----- 1,300,265.84	----- -----	
	No Year					3,359,158,041.10	----- -----	----- 202,169,707.57	----- -----	----- 3,156,988,333.53	
	Subtotal		012	1000	000	5,455,184,450.65	884,899,000.00	-40,263,299.48	1,141,979,848.44	1,300,265.84	5,156,540,036.89
Watershed Rehabilitation Program, Natural Resources Conservation Service, Agriculture Fund Resources: Undisbursed Funds	2024		012	1002	000	----- 1,500,983.42	----- -----	----- 23,440.90	----- -----	----- 976,559.10	
	2023					1,500,983.42	----- -----	----- 1,385,702.96	----- -----	----- 115,280.46	
	2022					216.42	----- -----	----- -----	----- -----	----- 216.42	
	2021					5,384,144.47	----- -----	----- 4,025,093.49	----- -----	----- 1,359,050.98	
	2020					5,000,000.00	----- -----	----- -----	----- -----	----- 5,000,000.00	
	2019					1,832,667.47	----- -----	-96,082.21 1,495,503.79	----- 241,081.47	----- -----	
	No Year					240,730,924.42	----- -----	----- 32,970,073.08	----- -----	----- 207,760,851.34	
	Subtotal		012	1002	000	254,448,936.20	1,000,000.00	-96,082.21	39,899,814.22	241,081.47	215,211,958.30
Farm Security and Rural Investment Programs, Natural Resources Conservation Service, Agriculture Fund Resources: Undisbursed Funds	2024-2031		012	1004	000	----- 810,435,405.26	----- -----	----- 514,502,307.11	----- -----	----- 2,550,247,692.89	
	2023-2031					810,435,405.26	----- -----	----- 109,066,781.36	----- -----	----- 701,368,623.90	
	2024					----- 3,675,618.53	----- -----	----- 2,282,773.25	----- -----	----- 19,932,226.75	
	2023					3,675,618.53	----- -----	----- 1,286,466.37	----- -----	----- 2,389,152.16	

Footnotes at End of Chapter

## Appropriations, Outlays, and Balances - Continued

Appropriation or Fund Account  Title	Account Symbol				Balances, Beginning of Fiscal Year	Appropriations and Other Obligational Authority <sup>1</sup>	Transfers Borrowings and Investment (Net) <sup>2</sup>	Outlays (Net)	Balances Withdrawn and Other Transactions <sup>3</sup>	Balances, End of Fiscal Year	
	Period of Availability	ATA	AID	MAIN							SUB
	2019-2023				39,396,423.73	-----	-----	17,063,011.06	-----	22,333,412.67	
	2022				2,121,228.44	-----	-----	371,945.85	-----	1,749,282.59	
	2021				4,733,222.80	-----	-----	2,393,458.62	-----	2,339,764.18	
	2020-2021				3,223,099.37	-----	-----	1,882,745.18	-----	1,340,354.19	
	2020				2,909,452.06	-----	-279,402.01	1,020,077.62	-----	1,609,972.43	
	2019				1,219,670.89	-----	-----	96,975.84	-----	<sup>9</sup> 1,122,695.05	
	2018				1,359,392.92	-----	-----	42,600.05	-----	<sup>10</sup> 1,316,792.87	
	2017				791,452.23	-----	-----	312.65	-----	<sup>11</sup> 791,139.58	
	2016				832,991.84	-----	-----	116.05	-----	<sup>12</sup> 832,875.79	
	2015				984,564.85	-----	-----	4,244.72	-----	<sup>13</sup> 980,320.13	
	2014				40,521,462.82	-----	-----	-3,878.73	-----	<sup>14</sup> 40,525,341.55	
	2013				324,725,991.22	-----	-----	835,110.40	-----	<sup>15</sup> 323,890,880.82	
	2012				318,061,727.57	-----	-----	413,903.32	-----	<sup>16</sup> 317,647,824.25	
	2011				222,522,537.91	-----	-----	381,690.90	-----	<sup>17</sup> 222,140,847.01	
	2010				179,504,960.91	-----	-----	851,222.82	-----	<sup>18</sup> 178,653,738.09	
	2009				132,816,592.13	-----	-----	442,507.05	-----	<sup>19</sup> 132,374,085.08	
	2008				236,813,804.27	-----	-----	-4,326.72	-----	<sup>20</sup> 236,818,130.99	
	2007				261,895,747.55	-----	-----	54,417.66	-----	<sup>20</sup> 261,841,329.89	
	2006				361,912,544.93	-----	-----	195,251.49	-----	<sup>20</sup> 361,717,293.44	
	2005				477,236,896.24	-----	-----	314,800.15	-----	<sup>20</sup> 476,922,096.09	
	2004				61,809,434.73	-----	-----	528,378.56	-----	<sup>20</sup> 61,281,056.17	
	2003				25,414,962.96	-----	-----	137,627.52	-----	<sup>21</sup> 25,277,335.44	
	2002				7,181,471.50	-----	-----	-----	-----	<sup>21</sup> 7,181,471.50	
	No Year				9,386,515,975.28	3,950,887,000.00	-----	3,257,129,377.98	<sup>5</sup> 228,519,555.00	9,851,754,042.30	
	Subtotal		012	1004	000	12,908,616,632.94	7,038,137,000.00	-279,402.01	3,911,289,898.13	228,804,555.00	15,806,379,777.80
Urban Agriculture and Innovative Production, Natural Resource and Conservation Service, Agriculture Fund Resources:											
Undisbursed Funds	2023		012	1005	000	8,301,226.51	-----	-----	2,606,816.53	-----	5,694,409.98
Resource Conservation and Development, Natural Resources Conservation Service, Agriculture Fund Resources:											
Undisbursed Funds	No Year		012	1010	000	72,428.93	-----	-----	-----	-----	72,428.93
Watershed and Flood Prevention Operations, Natural Resources Conservation Service, Agriculture Fund Resources:											
Undisbursed Funds	2024		012	1072	000	-----	50,000,000.00	-----	4,285,880.72	<sup>5</sup> 2,850,000.00	42,864,119.28
	2023				45,416,277.78	-----	-----	4,308,927.91	-----	41,107,349.87	
	2022				42,655,294.23	-----	-----	5,339,625.53	-----	37,315,668.70	
	2021				29,068,490.43	-----	-----	19,757,802.47	-----	9,310,687.96	
	2020				28,021,492.74	-----	-----	8,993,113.37	-----	19,028,379.37	

Footnotes at End of Chapter

Appropriations, Outlays, and Balances - Continued

Appropriation or Fund Account  Title	Account Symbol				Balances, Beginning of Fiscal Year	Appropriations and Other Obligational Authority <sup>1</sup>	Transfers Borrowings and Investment (Net) <sup>2</sup>	Outlays (Net)	Balances Withdrawn and Other Transactions <sup>3</sup>	Balances, End of Fiscal Year	
	Period of Availability	ATA	AID	MAIN							SUB
	2019				31,358,192.15	-----	-----	5,042,134.94	26,316,057.21	-----	
	No Year				2,867,770,340.75	32,256,092.00	-----	311,701,919.36	-----	2,588,324,513.39	
	Subtotal		012	1072	000	3,044,290,088.08	82,256,092.00	-----	359,429,404.30	29,166,057.21	2,737,950,718.57
Healthy Forests Reserve Program, Natural Resources Conservation Service, Agriculture Fund Resources:											
Undisbursed Funds	No Year		012	1090	000	7,000,093.00	-----	-----	-----	7,000,093.00	
Water Bank Program, Natural Resources Conservation Service, Agriculture Fund Resources:											
Undisbursed Funds	No Year		012	3320	000	19,641,148.46	2,000,000.00	-----	4,045,883.30	-----	17,595,265.16
Wildlife Habitat Incentives Program, Natural Resources Conservation Service, Agriculture Fund Resources:											
Undisbursed Funds	2001		012	3322	000	48,493.67	-----	-----	-----	<sup>22</sup> 48,493.67	
<b>Public Enterprise Funds</b>											
Damage Assessment and Restoration Revolving Fund, Agriculture Fund Resources:											
Undisbursed Funds	No Year		012	4368	000	19,492,406.26	-----	4,895,138.85	5,814,246.05	-----	18,573,299.06
<b>Trust Fund Accounts</b>											
Miscellaneous Contributed Funds, Natural Resources Conservation Service, Agriculture Fund Resources:											
Undisbursed Funds	No Year		012	8210	000	476,944.36	-----	-----	-----	476,944.36	
Total, Natural Resources Conservation Service						21,851,175,617.09	8,008,292,092.00	-35,743,644.85	5,491,665,925.73	259,511,959.52	24,072,546,178.99
<b>Rural Development</b>											
<b>General Fund Accounts</b>											
Salaries and Expenses, Rural Development, Agriculture Fund Resources:											
Undisbursed Funds	2024-2025		012	0403	000	-----	1,500,000.00	-----	1,500,000.00	-----	-----
	2024					-----	246,269,633.00	-----	175,365,848.51	<sup>5</sup> 171,000.00	70,732,784.49
	2023-2024					1,371,782.62	-----	-----	1,219,730.19	-----	152,052.43
	2023					80,554,108.61	-----	-----	69,524,619.10	-----	11,029,489.51
	2022-2023					2,899,640.00	-----	-----	2,847,860.00	-----	51,780.00
	2021-2023					2,075,250.60	-----	-----	153,100.06	-----	1,922,150.54
	2022					17,421,180.29	-----	-----	8,606,628.18	-----	8,814,552.11
	2021					5,642,987.40	-----	-----	842,483.46	-----	4,800,503.94
	2020-2021					285,701.35	-----	-----	-----	-----	285,701.35
	2020					6,588,014.47	-----	-2,214,000.00	519,789.21	-----	3,854,225.26
	2019-2020					3,324.86	-----	-----	-----	-----	3,324.86
	2019					6,038,846.59	-----	-4,305,000.00	202,735.29	1,531,111.30	-----

Footnotes at End of Chapter

## Appropriations, Outlays, and Balances - Continued

Appropriation or Fund Account  Title	Account Symbol				Balances, Beginning of Fiscal Year	Appropriations and Other Obligational Authority <sup>1</sup>	Transfers Borrowings and Investment (Net) <sup>2</sup>	Outlays (Net)	Balances Withdrawn and Other Transactions <sup>3</sup>	Balances, End of Fiscal Year
	Period of Availability	ATA	AID	MAIN						
	2018-2019				0.04	-----	-----	-----	0.04	-----
	No Year				106,919,834.68	106,317,367.00	6,000,000.00	101,316,834.73	-----	117,920,366.95
	Subtotal		012	0403	229,800,671.51	354,087,000.00	-519,000.00	362,099,628.73	1,702,111.34	219,566,931.44
Rural Development Disaster Assistance Fund, Rural Development, Agriculture Fund Resources:										
Undisbursed Funds	No Year		012	0405	7,105,414.77	-----	-7,000,000.00	-----	-----	105,414.77
Total, Rural Development					236,906,086.28	354,087,000.00	-7,519,000.00	362,099,628.73	1,702,111.34	219,672,346.21
<b>Rural Housing Service</b>										
<b>General Fund Accounts</b>										
Rental Assistance Program, Rural Housing Service, Agriculture Fund Resources:										
Undisbursed Funds	2024		012	0137	-----	1,608,000,000.00	-----	171,148,028.26	-----	1,436,851,971.74
	2023				1,373,689,188.23	-----	-----	989,891,070.78	-----	383,798,117.45
	2022-2023				40,000,000.00	-----	-----	15,669,843.41	-----	24,330,156.59
	2022				372,900,187.41	-----	-----	354,923,070.01	-----	17,977,117.40
	2021-2022				28,192,622.18	-----	-----	26,463,803.07	-----	1,728,819.11
	2021				22,242,067.42	-----	-----	14,185,698.61	-----	8,056,368.81
	2020-2021				2,206,918.37	-----	-----	1,712,965.86	-----	493,952.51
	2020				4,337,558.97	-----	-----	1,242,457.34	-----	3,095,101.63
	2019-2020				349,796.33	-----	-----	184,933.29	-----	164,863.04
	2019				5,578,214.38	-----	-----	606,379.31	-----	<sup>23</sup> 4,971,835.07
	2018-2019				434,363.23	-----	-----	104,337.36	-----	<sup>23</sup> 330,025.87
	2018				5,974,211.99	-----	-----	687,883.57	-----	<sup>24</sup> 5,286,328.42
	2017-2018				97,602.40	-----	-----	-----	-----	<sup>25</sup> 97,602.40
	2017				3,376,511.72	-----	-----	607,506.16	-----	<sup>25</sup> 2,769,005.56
	2016				3,559,590.32	-----	-----	113,352.82	-----	<sup>26</sup> 3,446,237.50
	2015				2,001,455.43	-----	-----	99,118.97	-----	<sup>27</sup> 1,902,336.46
	2014				1,584,948.28	-----	-----	23,013.40	-----	<sup>28</sup> 1,561,934.88
	2013				1,488,287.32	-----	-----	1,735.69	-----	<sup>29</sup> 1,486,551.63
	2012				1,941,998.85	-----	-----	19,560.53	-----	<sup>30</sup> 1,922,438.32
	2011				1,819,767.53	-----	-----	57,294.29	-----	<sup>31</sup> 1,762,473.24
	2010				1,511,921.95	-----	-----	28,910.01	-----	<sup>31</sup> 1,483,011.94
	2009-2010				948,707.79	-----	-----	8,599.97	-----	<sup>31</sup> 940,107.82
	2008-2009				393,136.62	-----	-----	216.72	-----	<sup>32</sup> 392,919.90
	2007-2008				809,075.30	-----	-----	30,063.81	-----	<sup>33</sup> 779,011.49
	2006				1,528,193.78	-----	-----	5,518.33	-----	<sup>34</sup> 1,522,675.45
	2005				850,927.56	-----	-----	201.16	-----	<sup>35</sup> 850,726.40
	2004				296,523.65	-----	-----	1,073.87	-----	<sup>36</sup> 295,449.78

Footnotes at End of Chapter

Appropriations, Outlays, and Balances - Continued

Appropriation or Fund Account  Title	Account Symbol				Balances, Beginning of Fiscal Year	Appropriations and Other Obligational Authority <sup>1</sup>	Transfers Borrowings and Investment (Net) <sup>2</sup>	Outlays (Net)	Balances Withdrawn and Other Transactions <sup>3</sup>	Balances, End of Fiscal Year	
	Period of Availability	ATA	AID	MAIN SUB							
	2003				975,627.83	-----	-----	168,518.00	-----	<sup>37</sup> 807,109.83	
	2002				937,314.45	-----	-----	632.33	-----	<sup>38</sup> 936,682.12	
	2001				146,753.48	-----	-----	161.00	-----	<sup>39</sup> 146,592.48	
	2000				867,836.24	-----	-----	10,095.18	-----	<sup>40</sup> 857,741.06	
	1999				146,454.44	-----	-----	80.00	-----	<sup>40</sup> 146,374.44	
	1998				405,922.18	-----	-----	1,165.89	-----	<sup>41</sup> 404,756.29	
	1997				262,978.31	-----	-----	344.00	-----	<sup>42</sup> 262,634.31	
	1996				43,103.98	-----	-----	1,089.00	-----	<sup>43</sup> 42,014.98	
	1995				95,461.89	-----	-----	232.22	-----	<sup>44</sup> 95,229.67	
	1994				57,750.44	-----	-----	-----	-----	<sup>45</sup> 57,750.44	
	1993				64,745.41	-----	-----	0.74	-----	<sup>46</sup> 64,744.67	
	1992				202,947.71	-----	-----	-----	-----	<sup>46</sup> 202,947.71	
Authority to Borrow from the Treasury	No Year				302,174.50	1,705,834.09	-----	1,705,834.09	-----	302,174.50	
					12,516,237.73	-----	-----	-----	1,705,834.09	10,810,403.64	
Subtotal			012	0137	000	1,895,139,085.60	1,609,705,834.09	-----	1,579,704,789.05	1,705,834.09	1,923,434,296.55
Rural Community Facilities Program Account, Rural Housing Service, Agriculture Fund Resources:											
Undisbursed Funds	2021-2023		012	1951	000	353,016,474.45	-----	-----	75,332,987.01	-----	277,683,487.44
	No Year					752,390,082.74	156,937,543.00	1,000,000.00	-241,720,164.55	-----	1,152,047,790.29
Subtotal			012	1951	000	1,105,406,557.19	156,937,543.00	1,000,000.00	-166,387,177.54	-----	1,429,731,277.73
Expenses, Rural Housing Assistance Grants, Rural Housing Service, Agriculture Fund Resources:											
Undisbursed Funds	2024		012	1953	000	-----	3,000,000.00	-----	-----	-----	3,000,000.00
	No Year					144,576,082.96	7,000,000.00	-2,560,000.00	60,957,850.38	-----	88,058,232.58
Subtotal			012	1953	000	144,576,082.96	10,000,000.00	-2,560,000.00	60,957,850.38	-----	91,058,232.58
Rural Housing Voucher Account, Rural Housing Service, Agriculture Fund Resources:											
Undisbursed Funds	No Year		012	2002	000	66,952,352.12	13,000,000.00	-----	36,053,491.02	-----	43,898,861.10
Mutual and Self-Help Housing Grants, Rural Housing Service, Agriculture Fund Resources:											
Undisbursed Funds	No Year		012	2006	000	59,228,887.17	25,000,000.00	-----	31,625,663.19	-----	52,603,223.98
Rural Housing Insurance Fund Program Account, Rural Housing Service, Agriculture Fund Resources:											
Undisbursed Funds	2024		012	2081	000	-----	969,690,654.35	-----	938,955,188.74	-----	30,735,465.61
	2023					36,688,207.57	-----	-----	17,753,188.92	-----	18,935,018.65
	2021-2023					5,093,429.47	-----	-----	2,791,850.00	-----	2,301,579.47
	2022					7,495,221.43	-----	-----	1,624,370.90	-----	5,870,850.53
	2021					8,044,055.39	-----	-----	2,375,778.17	-----	5,668,277.22

Footnotes at End of Chapter

## Appropriations, Outlays, and Balances - Continued

Appropriation or Fund Account  Title	Account Symbol				Balances, Beginning of Fiscal Year	Appropriations and Other Obligational Authority <sup>1</sup>	Transfers Borrowings and Investment (Net) <sup>2</sup>	Outlays (Net)	Balances Withdrawn and Other Transactions <sup>3</sup>	Balances, End of Fiscal Year	
	Period of Availability	ATA	AID	MAIN							SUB
	2020				4,450,369.74	-----	-----	50,237.31	-----	4,400,132.43	
	2019				4,676,690.58	-----	-----	233,101.51	-----	47 4,443,589.07	
	2018-2019				12,581,887.56	-----	-----	387,324.85	-----	48 12,194,562.71	
	2018				3,291,199.15	-----	-----	276,535.64	-----	49 3,014,663.51	
	2017				4,642,931.71	-----	-----	89,879.94	-----	50 4,553,051.77	
	2016				3,761,137.89	-----	-----	-51.19	-----	51 3,761,189.08	
	2014				1,507,482.63	-----	-----	-----	-----	28 1,507,482.63	
	No Year				243,545,654.56	92,764,091.00	19,928,400.00	50,180,341.08	-----	306,057,804.48	
	Subtotal		012	2081	000	335,778,267.68	1,062,454,745.35	19,928,400.00	1,014,717,745.87	-----	403,443,667.16
<b>Public Enterprise Funds</b>											
Rural Housing Insurance Fund, Liquidating Account, Rural Housing Service, Agriculture Fund Resources:											
	Undisbursed Funds	No Year		012	4141	000	-----	-----	-367,447,041.48	5 357,568,522.78	152,960,137.76
	Total, Rural Housing Service						2,877,098,122.44	18,368,400.00	2,189,225,320.49	359,274,356.87	4,097,129,696.86
<b>Rural Business - Cooperative Service</b>											
<b>General Fund Accounts</b>											
Healthy Foods Financing Initiative, Rural Business-Cooperative Service, Agriculture Fund Resources:											
	Undisbursed Funds	2021-2022		012	0015	000	-----	-----	108,636.91	-----	4,790,702.43
		2020-2021					-----	-----	1,316,248.00	-----	293,826.57
		2018-2019					-----	-----	-----	4,053.69	-----
		No Year					500,000.00	-----	-----	-----	8,500,000.00
		Subtotal		012	0015	000	500,000.00	-----	1,424,884.91	4,053.69	13,584,529.00
Rural Cooperative Development Grants, Rural Business-Cooperative Service, Agriculture Fund Resources:											
	Undisbursed Funds	2024		012	1900	000	11,600,000.00	-----	1,192,660.00	-----	10,407,340.00
		2023					-----	-----	6,837,352.26	-----	4,112,518.74
		2022					-----	-----	3,827,495.98	-----	444,727.93
		2021					-----	-----	20,738.47	-----	428,596.03
		2020					-----	-----	-----	-----	495,755.66
		2019					-----	-400,000.00	-----	22,172.63	-----
		No Year					25,021,739.00	-----	43,913,080.10	5 1,084,239.00	94,481,491.81
		Subtotal		012	1900	000	36,621,739.00	-400,000.00	55,791,326.81	1,106,411.63	110,370,430.17
Rural Business Program Account, Rural Business-Cooperative Service, Agriculture Fund Resources:											
	Undisbursed Funds	2021-2022		012	1902	000	-----	-----	347,761.77	-----	3,355,801.11
		2020-2021					-----	-----	774,729.24	-----	3,516,654.02

Footnotes at End of Chapter

Appropriations, Outlays, and Balances - Continued

Appropriation or Fund Account  Title	Account Symbol				Balances, Beginning of Fiscal Year	Appropriations and Other Obligational Authority <sup>1</sup>	Transfers Borrowings and Investment (Net) <sup>2</sup>	Outlays (Net)	Balances Withdrawn and Other Transactions <sup>3</sup>	Balances, End of Fiscal Year	
	Period of Availability	ATA	AID	MAIN							SUB
	No Year				153,066,272.33	74,437,041.00	-----	79,377,619.89	-----	148,125,693.44	
	Subtotal		012	1902	000	161,061,218.47	74,437,041.00	-----	80,500,110.90	-----	154,998,148.57
Rural Business Investment Program Account, Rural Business - Cooperative Service, Agriculture Fund Resources:											
Undisbursed Funds	No Year		012	1907	000	2,092,473.00	-----	-----	-----	2,092,473.00	
Transfer To:											
Small Business Administration	No Year	073	012	1907	000	694,414.00	-----	-----	-----	694,414.00	
	Subtotal		012	1907	000	2,786,887.00	-----	-----	-----	2,786,887.00	
Rural Energy for America Program, Rural Business-Cooperative Service, Agriculture Fund Resources:											
Undisbursed Funds	2024-2031		012	1908	000	-----	200,000,870.00	-----	3,613,498.04	-----	196,387,371.96
	2023-2031					210,541,398.82	-----	-----	10,900,820.90	-----	199,640,577.92
	2022-2031					953,754,395.48	-----	-----	184,188,325.74	-----	769,566,069.74
	2024					-----	3,120,178.00	-----	3,120,178.00	-----	-----
	2023					18,000.00	-----	-----	-----	-----	18,000.00
	2022					8,217,091.54	-----	-----	2,959,611.63	-----	5,257,479.91
	2021					164,773.83	-----	-----	-----	-----	164,773.83
	2020					32,476.00	-----	-----	-----	-----	32,476.00
	2019					89.20	-----	-89.00	-----	0.20	-----
	No Year					116,245,539.06	50,000,000.00	-----	26,064,479.17	<sup>5</sup> 12,850,000.00	127,331,059.89
	Subtotal		012	1908	000	1,288,973,763.93	253,121,048.00	-89.00	230,846,913.48	12,850,000.20	1,298,397,809.25
Rural Microentrepreneur Assistance Program, Rural Business - Cooperative Service, Agriculture Fund Resources:											
Undisbursed Funds	2024		012	1955	000	-----	5,000,000.00	-----	267,343.24	-----	4,732,656.76
	2023					5,157,400.00	-----	-----	2,576,086.49	-----	2,581,313.51
	2022					1,305,489.27	-----	-----	462,050.30	-----	843,438.97
	2021					941,107.83	-----	-----	322,450.85	-----	618,656.98
	2020					2,805,171.68	-----	-----	108,508.63	-----	2,696,663.05
	2019					194,731.86	-----	-88,056.00	37,089.86	69,586.00	-----
	No Year					1,468,041.39	535,966.00	-----	714,858.16	-----	1,289,149.23
	Subtotal		012	1955	000	11,871,942.03	5,535,966.00	-88,056.00	4,488,387.53	69,586.00	12,761,878.50
Intermediary Relending Program Fund Account, Rural Business-Cooperative Service, Agriculture Fund Resources:											
Undisbursed Funds	2024		012	2069	000	-----	8,593,765.00	-----	5,966,721.83	-----	2,627,043.17
	2023					2,865,847.34	-----	-----	987,114.55	-----	1,878,732.79
	2022					624,227.07	-----	-----	227,737.13	-----	396,489.94
	2021					1,099,735.49	-----	-----	261,145.04	-----	838,590.45
	2020					2,378,528.24	-----	-----	630,093.55	-----	1,748,434.69

Footnotes at End of Chapter



## Appropriations, Outlays, and Balances - Continued

Appropriation or Fund Account  Title	Account Symbol				Balances, Beginning of Fiscal Year	Appropriations and Other Obligational Authority <sup>1</sup>	Transfers Borrowings and Investment (Net) <sup>2</sup>	Outlays (Net)	Balances Withdrawn and Other Transactions <sup>3</sup>	Balances, End of Fiscal Year
	Period of Availability	ATA	AID	MAIN						
	2019				1,077,274.12	-----	-----	167,299.75	-----	<sup>47</sup> 909,974.37
	2018				727,018.34	-----	-----	35,558.60	-----	<sup>48</sup> 691,459.74
	2017				1,802,807.56	-----	-----	91,746.10	-----	<sup>50</sup> 1,711,061.46
	2016				979,120.34	-----	-----	20,715.00	-----	<sup>51</sup> 958,405.34
	2015				578,448.14	-----	-----	5,971.48	-----	<sup>27</sup> 572,476.66
	2014				370,412.07	-----	-----	-12,533.80	-----	<sup>28</sup> 382,945.87
	Subtotal		012	2069	000	12,503,418.71	8,593,765.00	-----	8,381,569.23	12,715,614.48
Energy Assistance Payments, Rural Business - Cooperative Service, Agriculture Fund Resources:										
Undisbursed Funds	2022-2031		012	2073	000	498,556,085.52	-----	-----	-----	475,097,525.55
	No Year					166,355,434.60	7,000,000.00	-----	<sup>5</sup> 399,000.00	151,575,394.56
	Subtotal		012	2073	000	664,911,520.12	7,000,000.00	-----	44,839,600.01	399,000.00
Rural Economic Development Grants, Rural Business-Cooperative Service, Agriculture Fund Resources:										
Undisbursed Funds	No Year		012	3105	000	765,393,716.24	5,000,000.00	-----	130,068,463.97	<sup>5</sup> 1,079,010.00
Biorefinery Assistance Program Account, Rural Business - Cooperative Service, Agriculture Fund Resources:										
Undisbursed Funds	No Year		012	3106	000	377,702,101.36	83,933,339.00	-----	83,933,339.00	<sup>5</sup> 177,350,000.00
Rural Economic Development Loans Program Account, Rural Business-Cooperative Service, Agriculture Fund Resources:										
Undisbursed Funds	No Year		012	3108	000	11,176,836.48	920,460.00	-----	642,104.44	11,455,192.04
<b>Public Enterprise Funds</b>										
Alternative Agricultural Research and Commercialization Revolving Fund, Rural Business-Cooperative Service, Agriculture Fund Resources:										
Undisbursed Funds	No Year		012	4144	000	1,065,703.96	-----	-----	-----	1,065,703.96
Rural Development Loan Fund, Liquidating Account, Rural Business-Cooperative Service, Agriculture Fund Resources:										
Undisbursed Funds	No Year		012	4233	000	4,420.02	-----	-----	-74,431.93	<sup>5</sup> 74,420.02
<b>Total, Rural Business - Cooperative Service</b>						<b>3,443,011,425.53</b>	<b>475,663,358.00</b>	<b>-488,145.00</b>	<b>640,842,268.35</b>	<b>192,932,481.54</b>
<b>Rural Utilities Service</b>										
<b>General Fund Accounts</b>										
Rural Electrification and Telecommunications Loans Program Account, Rural Utilities Service, Agriculture Fund Resources:										
Undisbursed Funds	2022-2031		012	1230	000	10,700,000,000.00	-----	-----	5,091,953.16	10,694,908,046.84
	2024					-----	409,625,882.01	-----	403,905,882.01	5,720,000.00
	2023					469,000.00	-----	-----	958.85	468,041.15

Footnotes at End of Chapter

Appropriations, Outlays, and Balances - Continued

Appropriation or Fund Account  Title	Account Symbol				Balances, Beginning of Fiscal Year	Appropriations and Other Obligational Authority <sup>1</sup>	Transfers Borrowings and Investment (Net) <sup>2</sup>	Outlays (Net)	Balances Withdrawn and Other Transactions <sup>3</sup>	Balances, End of Fiscal Year	
	Period of Availability	ATA	AID	MAIN							SUB
	2022				283,194.82	-----	-----	82,341.11	-----	200,853.71	
	2021				2,090,376.29	-----	-----	180,354.39	-----	1,910,021.90	
	2020				3,010,665.62	-----	-----	9,088.77	-----	3,001,576.85	
	2019				603,760.47	-----	-----	41,427.18	-----	<sup>52</sup> 562,333.29	
	2017-2019				7,705,370.00	-----	-3,840,000.00	1,382,383.61	-----	<sup>52</sup> 2,482,986.39	
	2018				56,022.67	-----	-----	22,819.72	-----	<sup>48</sup> 33,202.95	
	2017				1,147,134.12	-----	-----	21,808.42	1,125,325.70	-----	
	2016				82,350.47	-----	-----	802.21	-----	<sup>51</sup> 81,548.26	
	No Year				65,298,310.60	6,977,648.00	-----	10,561,714.36	-----	61,714,244.24	
	Subtotal		012	1230	000	10,780,746,185.06	416,603,530.01	-3,840,000.00	421,301,533.79	1,125,325.70	10,771,082,855.58
Rural Telephone Bank Program Account, Rural Utilities Service Fund Resources:											
Undisbursed Funds	2024		012	1231	000	-----	12,027,460.00	-----	12,027,460.00	-----	-----
Distance Learning, Telemedicine and Broadband Program, Rural Utilities Service, Agriculture Fund Resources:											
Undisbursed Funds	2020-2021		012	1232	000	72,039,439.00	-----	-----	15,178,410.00	-----	56,861,029.00
	No Year					4,505,638,600.14	114,383,714.00	-----	302,595,369.19	-----	4,317,426,944.95
	Subtotal		012	1232	000	4,577,678,039.14	114,383,714.00	-----	317,773,779.19	-----	4,374,287,973.95
Rural Water and Waste Disposal Program Account, Rural Utilities Service, Agriculture Fund Resources:											
Undisbursed Funds	No Year		012	1980	000	3,339,583,820.99	815,614,784.00	-17,368,400.00	849,679,294.91	-----	3,288,150,910.08
High Energy Cost Grants, Rural Utilities Service, Agriculture Fund Resources:											
Undisbursed Funds	No Year		012	2042	000	32,971,004.51	8,000,000.00	-----	8,194,363.70	-----	32,776,640.81
<b>Public Enterprise Funds</b>											
Rural Development Insurance Fund, Liquidating Account, Rural Utilities Service, Agriculture Fund Resources:											
Undisbursed Funds	No Year		012	4155	000	6,675,323.01	-----	-----	-23,119,197.31	<sup>5</sup> 26,675,323.01	3,119,197.31
Rural Electrification and Telephone Revolving Fund, Liquidating Account, Rural Utilities Service, Agriculture Fund Resources:											
Undisbursed Funds	No Year		012	4230	000	289,024,751.49	12,963,845.39	-17,195,100.76	-82,446,903.17	<sup>5</sup> 15,224,882.86	352,015,516.43
Total, Rural Utilities Service						19,026,679,124.20	1,379,593,333.40	-38,403,500.76	1,503,410,331.11	43,025,531.57	18,821,433,094.16
<b>Foreign Agricultural Service</b>											
<b>General Fund Accounts</b>											
Public Law 480, Liquidating Account, Foreign Agriculture Service,											

Footnotes at End of Chapter

## Appropriations, Outlays, and Balances - Continued

Appropriation or Fund Account  Title	Account Symbol				Balances, Beginning of Fiscal Year	Appropriations and Other Obligational Authority <sup>1</sup>	Transfers Borrowings and Investment (Net) <sup>2</sup>	Outlays (Net)	Balances Withdrawn and Other Transactions <sup>3</sup>	Balances, End of Fiscal Year	
	Period of Availability	ATA	AID	MAIN							SUB
Agriculture Fund Resources: Undisbursed Funds	No Year		012	2274	000	9,255,607.89	-----	-----	-25,228,904.50	\$ 24,153,012.32	10,331,500.07
Public Law 480 Program Account, Agriculture Fund Resources: Undisbursed Funds	No Year		012	2277	000	944,591.02	5,082,463.00	-----	5,082,463.00	-----	944,591.02
Food for Peace Title II Grants, Foreign Agricultural Service, Agriculture Fund Resources: Undisbursed Funds	2021-2022		012	2278	000	4,516,554.46	-----	-----	-250,300.25	-----	4,766,854.71
	No Year					315,633,876.59	384,894,000.00	-123,448,217.00	212,564,974.96	-----	364,514,684.63
Transfer To: United States Agency for International Development	2021-2022	072	012	2278	000	9,133,135.85	-----	-----	-----	-----	9,133,135.85
	No Year					1,478,125,628.83	1,225,000,000.00	123,448,217.00	743,258,743.66	-----	2,083,315,102.17
			012	2278	000	1,807,409,195.73	1,609,894,000.00	-----	955,573,418.37	-----	2,461,729,777.36
Salaries and Expenses, Foreign Agricultural Service, Agriculture Fund Resources: Undisbursed Funds	2024-2025		012	2900	000	-----	13,200,000.00	-----	47,658.44	-----	13,152,341.56
	2024					-----	213,130,000.00	-----	179,080,088.05	-----	34,049,911.95
	2023-2024					13,261,150.97	-----	-----	12,301,202.82	-----	959,948.15
	2023					51,563,053.53	-----	-----	32,864,717.84	-----	18,698,335.69
	2022-2023					417,471.93	-----	-----	33,997.33	-----	383,474.60
	2022					17,368,286.64	-----	-----	4,506,722.41	-----	12,861,564.23
	2021-2022					196,343.91	-----	-----	-434.13	-----	196,778.04
	2021					16,394,768.13	-----	-----	1,929,627.08	-----	14,465,141.05
	2020-2021					1,925,054.75	-----	-----	-3,581.18	-----	1,928,635.93
	2020					16,974,020.83	-----	-12,000,000.00	1,748,468.48	-----	3,225,552.35
	2019-2020					485,876.99	-----	-473,730.00	-----	-----	12,146.99
	2019					16,770,609.47	-----	-15,800,000.00	528,425.35	442,184.12	-----
	2018-2019					417,644.26	-----	-407,203.00	-----	10,441.26	-----
	No Year					31,452,772.25	10,213,000.00	-----	6,578,804.53	-----	35,086,967.72
			012	2900	000	167,227,053.66	236,543,000.00	-28,680,933.00	239,615,697.02	452,625.38	135,020,798.26
McGovern-Dole International Food for Education and Child Nutrition Program, Foreign Agricultural Service, Agriculture Fund Resources: Undisbursed Funds	No Year		012	2903	000	919,960,845.53	240,000,000.00	-----	242,579,045.07	-----	917,381,800.46
<b>Trust Fund Accounts</b>											
Miscellaneous Contributed Funds, Foreign Agricultural Service, Agriculture Fund Resources: Undisbursed Funds	No Year		012	8232	000	2,143,937.14	-----	-----	-----	-----	2,143,937.14

Footnotes at End of Chapter

Appropriations, Outlays, and Balances - Continued

Appropriation or Fund Account  Title	Account Symbol				Balances, Beginning of Fiscal Year	Appropriations and Other Obligational Authority <sup>1</sup>	Transfers Borrowings and Investment (Net) <sup>2</sup>	Outlays (Net)	Balances Withdrawn and Other Transactions <sup>3</sup>	Balances, End of Fiscal Year	
	Period of Availability	ATA	AID	MAIN							SUB
Foreign Service National Separation Liability Trust Fund, Foreign Agricultural Service, Agriculture Fund Resources: Undisbursed Funds	No Year		012	8505	000	14,000,266.39	-----	-----	1,039,235.12	-----	12,961,031.27
Total, Foreign Agricultural Service						2,920,941,497.36	2,091,519,463.00	-28,680,933.00	1,418,660,954.08	24,605,637.70	3,540,513,435.58
<b>Food and Nutrition Service</b>											
<b>General Fund Accounts</b>											
Supplemental Nutrition Assistance Program, Food and Nutrition Service, Agriculture Fund Resources: Undisbursed Funds	2021-2027		012	3505	000	30,301,385.82	-----	-----	17,685,683.14	-----	12,615,702.68
	2024-2026					-----	3,000,000,000.00	-----	-----	-----	3,000,000,000.00
	2021-2026					24,218,768.19	-----	-----	3,251,883.85	-----	20,966,884.34
	2024-2025					-----	1,254,401,000.00	-----	452,914,746.82	-----	801,486,253.18
	2023-2025					3,000,000,000.00	-----	-----	-----	-----	3,000,000,000.00
	2024					-----	118,113,220,023.00	-----	89,263,314,079.06	-----	28,849,905,943.94
	2023-2024					783,448,259.51	-----	-----	678,722,473.73	-----	104,725,785.78
	2022-2024					3,000,000,000.00	-----	-----	-----	-----	3,000,000,000.00
	2023					62,569,147,465.32	-----	-----	15,990,341,846.75	-----	46,578,805,618.57
	2022-2023					123,112,906.78	-----	-----	76,088,202.99	-----	47,024,703.79
	2021-2023					3,225,934,911.52	-----	-----	148,454,061.74	-----	3,077,480,849.78
	2022					26,621,013,045.03	-----	-----	59,691,579.15	-----	26,561,321,465.88
	2021-2022					65,267,831.31	-----	-----	3,704,450.93	-----	61,563,380.38
	2020-2022					3,000,000,000.00	-----	-----	-----	-----	3,000,000,000.00
	2021					27,121,806,373.81	-----	-----	22,977,347.97	-----	27,098,829,025.84
	2020-2021					87,950,354.36	-----	-----	8,600,440.45	-----	79,349,913.91
	2019-2021					2,015,130,825.26	-----	-----	2,201,946.71	-----	2,012,928,878.55
	2020					5,746,752,621.76	-----	-2,973,794.00	21,652,161.98	-----	5,722,126,665.78
	2019-2020					26,559,999.62	-----	-----	2,190,305.66	-----	24,369,693.96
	2019					8,042,537,220.02	-----	-187,888.00	1,461,608.81	8,040,887,723.21	-----
	2018-2019					17,375,856.39	-----	-----	-----	17,375,856.39	-----
	2017-2019					2,832,249,020.00	-----	-----	-----	2,832,249,020.00	-----
	No Year					15,241,660.92	-----	-----	1,238,449.67	-----	14,003,211.25
	Subtotal		012	3505	000	148,348,048,505.62	122,367,621,023.00	-3,161,682.00	106,754,491,269.41	10,890,512,599.60	153,067,503,977.61
Commodity Assistance Program, Food and Nutrition Service, Agriculture Fund Resources: Undisbursed Funds	2024-2025		012	3507	000	-----	506,702,884.00	-----	357,755,834.60	<sup>5</sup> 1,174,200.00	147,772,849.40
	2023-2024					160,065,779.91	-----	-----	142,214,256.27	-----	17,851,523.64
	2022-2023					20,876,555.36	-----	-----	12,040,951.14	-----	8,835,604.22
	2021-2022					10,317,180.34	-----	-----	40,099.15	-----	10,277,081.19

Footnotes at End of Chapter

## Appropriations, Outlays, and Balances - Continued

Appropriation or Fund Account  Title	Account Symbol				Balances, Beginning of Fiscal Year	Appropriations and Other Obligational Authority <sup>1</sup>	Transfers Borrowings and Investment (Net) <sup>2</sup>	Outlays (Net)	Balances Withdrawn and Other Transactions <sup>3</sup>	Balances, End of Fiscal Year	
	Period of Availability	ATA	AID	MAIN							SUB
	2021				8,062,791.72	-----	-----	-----	-----	8,062,791.72	
	2020-2021				16,928,523.73	-----	-----	62,988.45	-----	16,865,535.28	
	2020				0.38	-----	-----	-----	-----	0.38	
	2019-2020				3,526,901.46	-----	-2,884,026.00	-11,832.00	-----	654,707.46	
	2018-2019				2,877,818.25	-----	-1,339,749.00	-----	1,538,069.25	-----	
	Subtotal		012	3507	000	222,655,551.15	506,702,884.00	-4,223,775.00	512,102,297.61	2,712,269.25	210,320,093.29
Nutrition Programs Administration, Food and Nutrition Service, Agriculture Fund Resources:											
Undisbursed Funds	2024		012	3508	000	-----	177,348,000.00	-----	148,879,165.65	-----	28,468,834.35
	2023					50,017,373.00	-----	-----	39,527,264.84	-----	10,490,108.16
	2022					14,673,173.07	-----	-----	1,811,131.50	-----	12,862,041.57
	2021					11,569,136.68	-----	-----	173,482.15	-----	11,395,654.53
	2019-2021					29,182.14	-----	-----	-----	-----	29,182.14
	2020					9,948,985.35	-----	-9,236,587.00	2,719.18	-----	709,679.17
	2019					4,711,415.52	-----	-4,465,516.00	1,056.11	244,843.41	-----
	No Year					8,583,904.85	-8,000,000.00	-----	64,046.65	-----	519,858.20
	Subtotal		012	3508	000	99,533,170.61	169,348,000.00	-13,702,103.00	190,458,866.08	244,843.41	64,475,358.12
Special Supplemental Nutrition Program for Women, Infants, and Children (WIC), Food and Nutrition Service, Agriculture Fund Resources:											
Undisbursed Funds	2024-2025		012	3510	000	-----	7,030,000,000.00	-----	5,458,056,486.64	-----	1,571,943,513.36
	2023-2024					1,838,349,298.01	-----	-----	1,633,403,476.37	-----	204,945,821.64
	2021-2024					357,721,501.48	-----	-----	46,871,675.52	-----	310,849,825.96
	2022-2023					115,115,959.46	-----	-----	74,957,244.76	-----	40,158,714.70
	2021-2022					278,398,867.30	-----	-----	22,820,048.06	-----	255,578,819.24
	2020-2021					20,501,321.74	-----	-----	6,911,827.21	-----	13,589,494.53
	2019-2020					9,932,959.97	-----	-4,671,468.00	4,177,319.70	-----	1,084,172.27
	2018-2019					10,250,781.68	-----	-4,392,060.00	2,105,945.84	3,752,775.84	-----
	No Year					208,138,397.17	943,000.00	-----	7,469,595.98	-----	201,611,801.19
	Subtotal		012	3510	000	2,838,409,086.81	7,030,943,000.00	-9,063,528.00	7,256,773,620.08	3,752,775.84	2,599,762,162.89
Child Nutrition Programs, Food and Nutrition Service, Agriculture Fund Resources:											
Undisbursed Funds	2024-2025		012	3539	000	-----	33,235,156,844.00	-----	22,884,098,610.26	-----	10,351,058,233.74
	2024					-----	250,000.00	-----	54,730.00	-----	195,270.00
	2023-2024					10,207,813,740.79	-----	-----	8,901,640,365.19	-----	1,306,173,375.60
	2023					205,236.00	-----	-----	205,236.00	-----	-----
	2022-2023					1,578,512,821.09	-----	-----	610,022,460.94	-----	968,490,360.15
	2021-2022					329,328,638.99	-----	-----	32,587,702.96	-----	296,740,936.03
	2021					395,128,390.97	-----	-----	-865,035.55	-----	395,993,426.52
	2020-2021					351,666,012.04	-----	-----	8,422,276.60	-----	343,243,735.44

Footnotes at End of Chapter

**Appropriations, Outlays, and Balances - Continued**

Appropriation or Fund Account  Title	Account Symbol				Balances, Beginning of Fiscal Year	Appropriations and Other Obligational Authority <sup>1</sup>	Transfers Borrowings and Investment (Net) <sup>2</sup>	Outlays (Net)	Balances Withdrawn and Other Transactions <sup>3</sup>	Balances, End of Fiscal Year	
	Period of Availability	ATA	AID	MAIN							SUB
	2019-2020				314,361,680.77	-----	-3,209,249.00	6,871,151.39	-----	304,281,280.38	
	2018-2019				149,756,099.24	-----	-2,862,222.00	2,294,280.55	144,599,596.69	-----	
	No Year				550,608,840.09	240,228,125.00	-----	287,352,570.96	-----	503,484,394.13	
	Subtotal		012	3539	000	13,877,381,459.98	33,475,634,969.00	-6,071,471.00	32,732,684,349.30	144,599,596.69	14,469,661,011.99
Total, Food and Nutrition Service						165,386,027,774.17	163,550,249,876.00	-36,222,559.00	147,446,510,402.48	11,041,822,084.79	170,411,722,603.90
<b>Forest Service</b>											
<b>General Fund Accounts</b>											
Capital Improvement and Maintenance, Forest Service, Agriculture Fund Resources:											
Undisbursed Funds	2024-2027		012	1103	000	-----	207,702,236.00	-----	66,510,963.77	-----	141,191,272.23
	2023-2026					147,853,423.29	-----	-----	62,186,815.96	-----	85,666,607.33
	2022-2025					100,486,048.15	-----	-----	35,606,055.48	-----	64,879,992.67
	2021-2024					21,611,857.58	-----	-----	14,411,449.50	-----	7,200,408.08
	2020-2023					21,219,590.68	-----	-----	7,550,622.46	-----	13,668,968.22
	2019-2022					3,652,665.83	-----	-----	504,714.50	-----	3,147,951.33
	2020-2021					9,968,619.25	-----	-----	447.36	-----	9,968,171.89
	2018-2021					4,056,672.06	-----	-----	379,314.61	-----	3,677,357.45
	2017-2020					891,984.72	-----	-----	-55,000.59	-----	946,985.31
	No Year					618,472,655.47	-----	-----	111,744,289.14	-----	506,728,366.33
	Subtotal		012	1103	000	928,213,517.03	207,702,236.00	-----	298,839,672.19	-----	837,076,080.84
Forest and Rangeland Research, Forest Service, Agriculture Fund Resources:											
Undisbursed Funds	2024-2027		012	1104	000	-----	296,877,186.00	-----	213,299,513.88	-----	83,577,672.12
	2023-2026					98,318,122.62	-----	-1,661,943.58	40,629,219.75	-----	56,026,959.29
	2022-2025					61,209,502.72	-----	-1,754,595.48	30,286,821.00	-----	29,168,086.24
	2021-2024					16,045,596.72	-----	-----	9,582,101.38	-----	6,463,495.34
	2020-2023					11,801,671.25	-----	-----	7,252,735.83	-----	4,548,935.42
	2019-2022					4,023,492.88	-----	-----	2,307,101.72	-----	1,716,391.16
	2020-2021					438,991.87	-----	-----	163,329.32	-----	275,662.55
	2018-2021					1,101,273.69	-----	-----	260,160.95	-----	841,112.74
	2017-2020					765,072.52	-----	-----	25,952.35	-----	739,120.17
	No Year					117,893,417.44	7,500,000.00	-51,516,230.51	24,922,509.22	-----	48,954,677.71
	Subtotal		012	1104	000	311,597,141.71	304,377,186.00	-54,932,769.57	328,729,445.40	-----	232,312,112.74
State and Private Forestry, Forest Service, Agriculture Fund Resources:											
Undisbursed Funds	2022-2031		012	1105	000	2,747,784,267.71	-----	-10,000,000.00	54,113,014.02	-----	2,683,671,253.69
	2024-2027					-----	575,863,295.00	-----	41,331,036.50	-----	534,532,258.50
	2023-2026					549,105,296.69	-----	1,661,943.58	100,561,550.06	-----	450,205,690.21
	2022-2025					432,274,250.90	-----	1,754,595.48	106,678,408.58	-----	327,350,437.80

Footnotes at End of Chapter

## Appropriations, Outlays, and Balances - Continued

Appropriation or Fund Account  Title	Account Symbol				Balances, Beginning of Fiscal Year	Appropriations and Other Obligational Authority <sup>1</sup>	Transfers Borrowings and Investment (Net) <sup>2</sup>	Outlays (Net)	Balances Withdrawn and Other Transactions <sup>3</sup>	Balances, End of Fiscal Year	
	Period of Availability	ATA	AID	MAIN							SUB
	2021-2024				91,743,683.81	-----	-----	41,680,554.42	-----	50,063,129.39	
	2020-2023				50,429,078.37	-----	-----	19,255,500.86	-----	31,173,577.51	
	2019-2022				31,925,253.26	-----	-----	15,305,548.29	-----	16,619,704.97	
	2018-2021				14,073,370.89	-----	-----	5,975,455.22	-----	8,097,915.67	
	2017-2020				2,060,509.49	-----	-----	39,766.81	-----	2,020,742.68	
	2018-2019				220,476.63	-----	-----	66,745.21	153,731.42	-----	
	No Year				243,648,852.71	-----	-1,880,287.00	42,829,992.28	-----	198,938,573.43	
Transfer To:											
National Park Service, Interior	2018-2021	014	012	1105	010	34.57	-----	-----	-----	34.57	
	2017-2020					29,535.36	-----	-----	-----	29,535.36	
	No Year					17,068.74	-----	-----	-----	17,068.74	
Bureau of Land Management, Interior	2018-2021	014	012	1105	011	190,749.00	-----	-----	-----	190,749.00	
	No Year					41,793.83	-----	26,823.83	-----	14,970.00	
U.S. Fish and Wildlife Service, Interior	2024-2027	014	012	1105	016	-----	110,000.00	-----	-----	110,000.00	
	2023-2026					178,240.00	-----	61,758.28	-----	116,481.72	
	2022-2025					40,350.67	-----	40,110.67	-----	240.00	
	2021-2024					12.48	-----	12.48	-----	-----	
	2020-2023					0.01	-----	-----	-----	0.01	
	2019-2022					20,000.00	-----	6,242.94	-----	13,757.06	
	2018-2021					505.97	-----	-----	-----	505.97	
	2017-2020					36,625.00	-----	-----	-----	36,625.00	
	No Year					879.84	-----	879.84	-----	-----	
Bureau of Indian Affairs, Interior	No Year	014	012	1105	020	147.06	-----	-----	-----	147.06	
Army	No Year	021	012	1105	000	209,933.76	-----	-----	-----	209,933.76	
Air Force	2017-2020	057	012	1105	000	7,948.89	-----	-----	-----	7,948.89	
	No Year					96,353.70	-----	-----	-----	96,353.70	
Corps of Engineers	No Year	096	012	1105	000	40,216.60	-----	9,922.72	-----	30,293.88	
	Subtotal		012	1105	000	4,164,175,435.94	575,973,295.00	-8,463,747.94	427,983,323.01	153,731.42	4,303,547,928.57
National Forest System, Forest Service, Agriculture Fund Resources:											
Undisbursed Funds	2022-2031		012	1106	000	343,037,179.21	-----	-----	73,660,235.18	-----	269,376,944.03
	2022-2030					27,075,440.92	-----	14,868,737.00	-----	39,759,713.03	
	2024-2027					-----	1,863,833,736.00	-----	1,579,239,503.37	-----	284,594,232.63
	2023-2026					403,023,994.43	-----	251,274,248.73	-----	151,749,745.70	
	2022-2025					158,689,785.84	-----	68,120,740.74	-----	90,569,045.10	
	2021-2024					74,689,925.78	-----	35,874,928.26	-----	38,814,997.52	
	2020-2023					59,812,466.92	-----	23,949,193.81	-----	35,863,273.11	
	2019-2022					35,482,688.84	-----	12,305,314.68	-----	23,177,374.16	
	2020-2021					1,948,614.38	-----	201,304.95	-----	1,747,309.43	

Footnotes at End of Chapter

Appropriations, Outlays, and Balances - Continued

Appropriation or Fund Account  Title	Account Symbol					Balances, Beginning of Fiscal Year	Appropriations and Other Obligational Authority <sup>1</sup>	Transfers Borrowings and Investment (Net) <sup>2</sup>	Outlays (Net)	Balances Withdrawn and Other Transactions <sup>3</sup>	Balances, End of Fiscal Year
	Period of Availability	ATA	AID	MAIN	SUB						
	2018-2021					21,019,118.97	-----	-----	5,966,588.18	-----	15,052,530.79
	2017-2020					6,565,193.31	-----	-----	962,004.84	-----	5,603,188.47
	No Year					1,447,209,006.24	385,486,060.00	52,699,414.09	505,958,738.20	-----	1,379,435,742.13
Transfer To:											
Interior, Bureau of Land Management	No Year	014	012	1106	011	27,474.62	-----	-----	-----	-----	27,474.62
Funds Held Outside the Treasury			012	1106	000	60,761.00	-----	-1,350.00	-----	-----	59,411.00
Subtotal			012	1106	000	2,578,641,650.46	2,249,319,796.00	67,566,801.09	2,559,697,265.83	-----	2,335,830,981.72
Wildland Fire Management, Forest Service, Agriculture Fund Resources:											
Undisbursed Funds	2022-2031		012	1115	000	1,728,258,739.53	-----	-----	413,001,511.28	-----	1,315,257,228.25
	2019-2022					9,747,797.94	-----	-----	4,041,599.93	-----	5,706,198.01
	2020-2021					1,159,588.09	-----	-----	-----	-----	1,159,588.09
	2018-2021					44,991,080.20	-----	-----	101,006.88	-----	44,890,073.32
	2017-2020					28,194,081.62	-----	-----	12,153,311.59	-----	16,040,770.03
	No Year					1,351,208,591.21	4,658,188,053.00	330,698,453.42	4,808,348,123.63	-----	1,531,746,974.00
Subtotal			012	1115	000	3,163,559,878.59	4,658,188,053.00	330,698,453.42	5,237,645,553.31	-----	2,914,800,831.70
Payment to States, Northern Spotted Owl Guarantee, Forest Service, Agriculture Fund Resources:											
Undisbursed Funds	2024		012	1117	000	-----	114,780,664.53	-----	114,780,664.53	-----	-----
	2019					15.66	-----	-----	-----	15.66	-----
Subtotal			012	1117	000	15.66	114,780,664.53	-----	114,780,664.53	15.66	- 0 -
Management of National Forest Lands for Subsistence Uses, Forest Service, Agriculture Fund Resources:											
Undisbursed Funds	2024-2027		012	1119	000	-----	1,099,000.00	-----	198,394.88	-----	900,605.12
	2023-2026					924,443.61	-----	-----	357,807.55	-----	566,636.06
	2022-2025					506,491.06	-----	-----	431,406.06	-----	75,085.00
	2021-2024					108,254.18	-----	-----	56,041.58	-----	52,212.60
	2020-2023					112,117.03	-----	-----	72,640.87	-----	39,476.16
	2019-2022					49,065.37	-----	-----	49,065.00	-----	0.37
	2018-2021					30,000.26	-----	-----	30,000.00	-----	0.26
	2017-2020					367.80	-----	-----	-----	-----	367.80
	No Year					10,431.54	-----	-----	-48,567.95	-----	58,999.49
Subtotal			012	1119	000	1,741,170.85	1,099,000.00	-----	1,146,787.99	-----	1,693,382.86
Wildfire Suppression Operations Reserve Fund, Forest Service, Agriculture Fund Resources:											
Undisbursed Funds	No Year		012	1121	000	2,675,000,000.00	-----	-330,000,000.00	-----	-----	2,345,000,000.00

Footnotes at End of Chapter



## Appropriations, Outlays, and Balances - Continued

Appropriation or Fund Account	Account Symbol				Balances, Beginning of Fiscal Year	Appropriations and Other Obligational Authority <sup>1</sup>	Transfers Borrowings and Investment (Net) <sup>2</sup>	Outlays (Net)	Balances Withdrawn and Other Transactions <sup>3</sup>	Balances, End of Fiscal Year	
Title	Period of Availability	ATA	AID	MAIN							SUB
Forest Service Operations, Forest Service, Agriculture Fund Resources:											
Undisbursed Funds	2024-2027		012	1122	000	-----	1,200,608,691.00	-----	876,457,038.79	-----	324,151,652.21
	2023-2026					376,994,506.50	-----	-----	276,503,693.88	-----	100,490,812.62
	2022-2025					94,809,401.07	-----	-----	64,911,132.98	-----	29,898,268.09
	2021-2024					36,834,139.25	-----	-----	22,314,574.95	-----	14,519,564.30
	2020-2023					15,576.58	-----	-----	8,506.53	-----	7,070.05
	No Year					129,840,910.68	114,624,054.00	-----	119,708,744.33	-----	124,756,220.35
	Subtotal		012	1122	000	638,494,534.08	1,315,232,745.00	-----	1,359,903,691.46	-----	593,823,587.62
<b>Special Fund Accounts</b>											
Land Acquisition, Forest Service, Agriculture Fund Resources:											
Undisbursed Funds	No Year		012	5004	000	315,779,990.10	125,885,000.00	-----	81,685,782.75	-----	359,979,207.35
Payments to States, National Forests Fund, Forest Service, Agriculture Fund Resources:											
Undisbursed Funds	No Year		012	5201	000	148,000,078.83	154,449,387.46	-----	132,362,109.05	-----	170,087,357.24
Timber Roads, Purchaser Elections, Forest Service, Agriculture Fund Resources:											
Undisbursed Funds	No Year		012	5202	000	36,862,385.83	2,000,000.00	-----	689,752.19	-----	38,172,633.64
Roads and Trails for States, National Forests Fund, Forest Service, Agriculture Fund Resources:											
Undisbursed Funds	No Year		012	5203	000	9,671.69	19,950,071.82	-----	-----	\$ 19,950,071.82	9,671.69
Timber Salvage Sales, Forest Service, Agriculture Fund Resources:											
Undisbursed Funds	No Year		012	5204	000	100,493,880.37	40,984,157.94	-----	42,227,486.63	-----	99,250,551.68
Expenses, Brush Disposal, Forest Service, Agriculture Fund Resources:											
Undisbursed Funds	No Year		012	5206	000	26,771,958.43	6,818,847.57	-----	12,089,493.94	-----	21,501,312.06
Range Betterment Fund, Forest Service, Agriculture Fund Resources:											
Undisbursed Funds	2024-2027		012	5207	000	-----	2,671,925.00	-----	527,080.90	-----	2,144,844.10
	2023-2026					1,698,545.68	-----	-----	976,071.32	-----	722,474.36
	2022-2025					754,532.15	-----	-----	401,810.94	-----	352,721.21
	2021-2024					512,616.28	-----	-----	483,137.43	-----	29,478.85
	2020-2023					115,130.06	-----	-----	67,459.17	-----	47,670.89
	2019-2022					97,027.45	-----	-----	5,779.96	-----	91,247.49
	2018-2021					78,035.43	-----	-----	-----	-----	78,035.43
	2017-2020					107,348.25	-----	-----	-----	-----	107,348.25
	No Year					84,581.24	-----	-----	-690.09	-----	85,271.33

Footnotes at End of Chapter

Appropriations, Outlays, and Balances - Continued

Appropriation or Fund Account  Title	Account Symbol				Balances, Beginning of Fiscal Year	Appropriations and Other Obligational Authority <sup>1</sup>	Transfers Borrowings and Investment (Net) <sup>2</sup>	Outlays (Net)	Balances Withdrawn and Other Transactions <sup>3</sup>	Balances, End of Fiscal Year
	Period of Availability	ATA	AID	MAIN						
Subtotal		012	5207	000	3,447,816.54	2,671,925.00	-----	2,460,649.63	-----	3,659,091.91
Acquisition of Lands for National Forests, Special Acts, Forest Service, Agriculture Fund Resources:										
Undisbursed Funds	2024	012	5208	000	-----	664,000.00	-----	-----	-----	664,000.00
	2023				664,000.00	-----	-----	-----	-----	664,000.00
	2021				520,000.00	-----	-----	-----	-----	520,000.00
	2020				151,600.00	-----	-----	-----	-----	151,600.00
	2019				106,754.34	-----	-----	-----	106,754.34	-----
Subtotal		012	5208	000	1,442,354.34	664,000.00	-----	-----	106,754.34	1,999,600.00
Payment to Minnesota (Cook, Lake, and Saint Louis Counties) from the National Forests Fund, Forest Service, Agriculture Fund Resources:										
Undisbursed Funds	No Year	012	5213	000	10,086,000.00	5,505,930.00	-----	5,799,450.00	-----	9,792,480.00
Licensee Programs, Forest Service, Agriculture Fund Resources:										
Undisbursed Funds	No Year	012	5214	000	3,787,240.18	1,237,298.47	-----	1,760,159.13	-----	3,264,379.52
Restoration of Forest Lands and Improvements, Forest Service, Agriculture Fund Resources:										
Undisbursed Funds	No Year	012	5215	000	340,186,636.08	42,673,853.15	-98,539,722.00	30,550,600.33	-----	253,770,166.90
Unrealized Discount on Investments					-----	-----	-1,335,278.00	-----	-----	-1,335,278.00
Investments in US Treasury Securities					-----	-----	100,000,000.00	-----	-----	100,000,000.00
Subtotal		012	5215	000	340,186,636.08	42,673,853.15	125,000.00	30,550,600.33	-----	352,434,888.90
Acquisition of Lands to Complete Land Exchanges, Forest Service, Agriculture Fund Resources:										
Undisbursed Funds	2024-2027	012	5216	000	-----	150,000.00	-----	-----	-----	150,000.00
	2023-2026				150,000.00	-----	-----	-----	-----	150,000.00
	2022-2025				150,000.00	-----	-----	-----	-----	150,000.00
	2021-2024				670,966.00	-----	-----	-----	-----	670,966.00
	2018-2021				28,750.00	-----	-----	-----	-----	28,750.00
	No Year				38,655,570.64	9,149,856.50	-----	5,103,657.33	-----	42,701,769.81
Subtotal		012	5216	000	39,655,286.64	9,299,856.50	-----	5,103,657.33	-----	43,851,485.81
Operation and Maintenance of Quarters, Forest Service, Agriculture Fund Resources:										
Undisbursed Funds	No Year	012	5219	000	37,739,586.61	14,220,905.44	-----	13,293,370.45	-----	38,667,121.60
Quinalt Special Management Area, Forest Service, Agriculture Fund Resources:										
Undisbursed Funds	No Year	012	5223	000	12,185.60	40.93	-----	3,534.72	-----	8,691.81

Footnotes at End of Chapter

## Appropriations, Outlays, and Balances - Continued

Appropriation or Fund Account  Title	Account Symbol				Balances, Beginning of Fiscal Year	Appropriations and Other Obligational Authority <sup>1</sup>	Transfers Borrowings and Investment (Net) <sup>2</sup>	Outlays (Net)	Balances Withdrawn and Other Transactions <sup>3</sup>	Balances, End of Fiscal Year
	Period of Availability	ATA	AID	MAIN						
Timber Sales Pipeline Restoration Fund, Forest Service, Agriculture Fund Resources: Undisbursed Funds	No Year		012	5264	000	14,544,205.23	6,019,005.41	7,696,892.66	12,866,317.98	
Recreation Fee Demonstration Program, Forest Service, Agriculture Fund Resources: Undisbursed Funds	No Year		012	5268	000	200,350,171.98	143,072,238.66	145,611,619.28	197,810,791.36	
MNP Rental Fee Account, Forest Service, Agriculture Fund Resources: Undisbursed Funds	No Year		012	5277	000	3,804,227.58	1,166,818.06	683,217.79	4,287,827.85	
Land Between the Lakes Management Fund, Forest Service, Agriculture Fund Resources: Undisbursed Funds	No Year		012	5360	000	11,556,884.75	7,325,097.07	4,269,513.66	14,612,468.16	
Administration of Rights-of-Way and Other Land Uses Fund, Forest Service, Agriculture Fund Resources: Undisbursed Funds	No Year		012	5361	000	26,182,118.65	1,944,974.80	4,564,965.29	23,562,128.16	
State and Private Forestry, Forest Service, Agriculture Fund Resources: Undisbursed Funds	No Year		012	5367	000	300,020,545.22	92,255,000.00	60,640,409.82	331,635,135.40	
Hardwood Technology Transfer and Applied Research Fund, Forest Service, Agriculture Fund Resources: Undisbursed Funds	No Year		012	5462	000	53,162.21	-----	53,126.62	35.59	
Stewardship Contracting Product Sales, Forest Service, Agriculture Fund Resources: Undisbursed Funds	No Year		012	5540	000	93,518,097.21	27,439,986.13	27,843,595.52	93,114,487.82	
National Parks and Public Land Legacy Restoration Fund, Forest Service, Agriculture Fund Resources: Undisbursed Funds	No Year		012	5716	000	44,009,499.71	148,636,346.00	171,111,626.70	21,534,219.01	
Payments to Counties, National Grasslands, Forest Service, Agriculture Fund Resources: Undisbursed Funds	No Year		012	5896	000	22,455,615.26	65,378,794.99	61,637,073.56	26,197,336.69	
<b>Intragovernmental Funds</b>										
Working Capital Fund, Forest Service, Agriculture Fund Resources: Undisbursed Funds	No Year		012	4605	000	534,187,304.90	-----	-108,141,954.02	642,329,258.92	
<b>Trust Fund Accounts</b>										
Cooperative Work, Forest Service, Agriculture Fund Resources: Undisbursed Funds	No Year		012	8028	000	436,712,710.72	84,752,752.65	79,204,349.70	442,261,113.67	

Footnotes at End of Chapter

Appropriations, Outlays, and Balances - Continued

Appropriation or Fund Account  Title	Account Symbol					Balances, Beginning of Fiscal Year	Appropriations and Other Obligational Authority <sup>1</sup>	Transfers Borrowings and Investment (Net) <sup>2</sup>	Outlays (Net)	Balances Withdrawn and Other Transactions <sup>3</sup>	Balances, End of Fiscal Year
	Period of Availability	ATA	AID	MAIN	SUB						
Donations for Forest and Rangeland Research, Forest Service, Agriculture Fund Resources: Undisbursed Funds	2018-2021		012	8034	000	1,382.71	-----	-----	-----	-----	1,382.71
	2017-2020					29.29	-----	-----	-----	-----	29.29
	No Year					106,535.12	-----	-----	83,383.56	-----	23,151.56
	Subtotal		012	8034	000	107,947.12	-----	-----	83,383.56	-----	24,563.56
Land Between the Lakes Trust Fund, Forest Service, Agriculture Fund Resources: Undisbursed Funds	No Year		012	8039	000	649,773.50	145,243.82	92,861.14	5,734.20	-----	882,144.26
Unrealized Discount on Investments						-9,769.47	-----	-15,636.50	-----	-----	-25,405.97
Investments in US Treasury Securities						5,684,059.83	-----	-77,224.64	-----	-----	5,606,835.19
Subtotal			012	8039	000	6,324,063.86	145,243.82	-----	5,734.20	-----	6,463,573.48
Reforestation Trust Fund, Forest Service, Agriculture Fund Resources: Undisbursed Funds	No Year		012	8046	000	344,165,543.97	157,563,290.79	-----	160,352,480.32	-----	341,376,354.44
Total, Forest Service						17,563,690,513.93	10,588,733,798.19	4,993,737.00	11,272,368,484.53	20,210,573.24	16,864,838,991.35
<b>Buildings and Facilities</b>											
<b>General Fund Accounts</b>											
Agriculture Buildings and Facilities, Agriculture Fund Resources: Undisbursed Funds	No Year		012	0117	000	153,988,268.39	22,603,000.00	-----	75,509,485.24	-----	101,081,783.15
Total, Buildings and Facilities						153,988,268.39	22,603,000.00	-----	75,509,485.24	-----	101,081,783.15
<b>Office of Chief Financial Officer</b>											
<b>General Fund Accounts</b>											
Expenses, Office of the Chief Financial Officer, Agriculture Fund Resources: Undisbursed Funds	2024		012	0014	000	-----	6,867,000.00	-----	6,195,912.88	-----	671,087.12
	2023					1,658,029.76	-----	-----	1,131,181.35	-----	526,848.41
	2022					538,041.41	-----	-----	337,090.43	-----	200,950.98
	2021					281,488.46	-----	-----	19,724.91	-----	261,763.55
	2020					153,111.08	-----	-75,000.00	50.11	-----	78,060.97
	2019					155,213.11	-----	-100,000.00	918.06	54,295.05	-----
	Subtotal		012	0014	000	2,785,883.82	6,867,000.00	-175,000.00	7,684,877.74	54,295.05	1,738,711.03
Total, Office of Chief Financial Officer						2,785,883.82	6,867,000.00	-175,000.00	7,684,877.74	54,295.05	1,738,711.03
<b>Office of Chief Information Officer</b>											
<b>General Fund Accounts</b>											

Footnotes at End of Chapter

## Appropriations, Outlays, and Balances - Continued

Appropriation or Fund Account  Title	Account Symbol					Balances, Beginning of Fiscal Year	Appropriations and Other Obligational Authority <sup>1</sup>	Transfers Borrowings and Investment (Net) <sup>2</sup>	Outlays (Net)	Balances Withdrawn and Other Transactions <sup>3</sup>	Balances, End of Fiscal Year
	Period of Availability	ATA	AID	MAIN	SUB						
Expenses, Office of the Chief Information Officer, Agriculture Fund Resources:											
Undisbursed Funds	2024		012	0013	000	----- 91,000,000.00	----- 91,000,000.00	----- -----	63,391,433.24	----- -----	27,608,566.76
	2023					35,109,562.17	-----	-----	32,585,104.69	-----	2,524,457.48
	2022					2,362,207.61	-----	-----	1,271,002.57	-----	1,091,205.04
	2021					968,497.47	-----	-----	-489,081.21	-----	1,457,578.68
	2020					1,332,225.74	-----	-1,000,000.00	6,341.75	-----	325,883.99
	2019					388,151.23	-----	-375,000.00	-243,178.12	256,329.35	-----
	No Year					4,365,436.80	-----	-----	1,915,524.64	-----	2,449,912.16
	Subtotal		012	0013	000	44,526,081.02	91,000,000.00	-1,375,000.00	98,437,147.56	256,329.35	35,457,604.11
Total, Office of Chief Information Officer						44,526,081.02	91,000,000.00	-1,375,000.00	98,437,147.56	256,329.35	35,457,604.11
<b>Hazardous Materials Management</b>											
<b>General Fund Accounts</b>											
Hazardous Materials Management, Agriculture Fund Resources:											
Undisbursed Funds	No Year		012	0500	000	27,455,774.59	3,000,000.00	-----	3,636,181.81	-----	26,819,592.78
Total, Hazardous Materials Management						27,455,774.59	3,000,000.00	-----	3,636,181.81	-----	26,819,592.78
<b>Farm Production and Conservation</b>											
<b>General Fund Accounts</b>											
Farm Production and Conservation Business Center, Farm Production and Conservation Programs, Agriculture Fund Resources:											
Undisbursed Funds	2024		012	0180	000	----- 304,411,000.00	----- 304,411,000.00	----- -----	284,274,773.19	----- -----	20,136,226.81
	2023					40,510,813.16	-----	-----	33,088,176.65	-----	7,422,636.51
	2022					7,802,346.39	-----	-----	763,221.93	-----	7,039,124.46
	2021					8,074,420.94	-----	-----	-115,367.41	-----	8,189,788.35
	2020					6,853,229.35	-----	-3,692,052.00	-411,848.07	-----	3,573,025.42
	2019					6,627,942.59	-----	-4,582,881.00	39,053.69	2,006,007.90	-----
	Subtotal		012	0180	000	69,868,752.43	304,411,000.00	-8,274,933.00	317,638,009.98	2,006,007.90	46,360,801.55
Total, Farm Production and Conservation						69,868,752.43	304,411,000.00	-8,274,933.00	317,638,009.98	2,006,007.90	46,360,801.55
<b>Deductions for Offsetting Receipts</b>											
Proprietary Receipts from the Public						-----	-1,183,785,960.69	-----	-4,873,840,258.32	-----	-----
Intrabudgetary Receipts Deducted by Agency						-----	-1,038,016,487.18	-----	-1,038,016,487.18	-----	-----
Offsetting Governmental Receipts						-----	-25,000,000.00	-----	-25,000,000.00	-----	-----
Total, Offsetting Receipts						-----	-2,246,802,447.87	-----	-5,936,856,745.50	-----	-----
Total, Department of Agriculture						292,052,572,408.30	3,685,435,391,645.67	-3,466,640,138,918.97	203,401,814,756.04	13,452,848,319.85	290,303,107,761.48

Footnotes at End of Chapter

Appropriations, Outlays, and Balances - Continued

Appropriation or Fund Account  Title	Account Symbol				Balances, Beginning of Fiscal Year	Appropriations and Other Obligational Authority <sup>1</sup>	Transfers Borrowings and Investment (Net) <sup>2</sup>	Outlays (Net)	Balances Withdrawn and Other Transactions <sup>3</sup>	Balances, End of Fiscal Year	
	Period of Availability	ATA	AID	MAIN							SUB
<b>Memorandum</b>											
<b>Financing Accounts</b>											
<b>Public Enterprise Funds</b>											
Rural Business Investment Program Guaranteed Financing Account, Rural Business - Cooperative Service Fund Resources:											
Undisbursed Funds	No Year		012	4033	000	1,237,955.40	-----	-----	-27,945.90	-----	1,265,901.30
P.L. 480 Direct Loan Financing Account Fund Resources:											
Undisbursed Funds	No Year		012	4049	000	21,717,033.61	-----	-26,679,430.43	-29,723,741.18	-----	24,761,344.36
Authority to Borrow from the Treasury						-----	16,600,000.00	-16,600,000.00	-----	-----	-----
Subtotal			012	4049	000	21,717,033.61	16,600,000.00	-43,279,430.43	-29,723,741.18	-----	24,761,344.36
Enterprise for the America's Initiative, Financing Account Fund Resources:											
Undisbursed Funds	No Year		012	4143	000	114,903,645.62	-----	-----	-35,840,960.03	-----	150,744,605.65
Distance Learning and Telemedicine Direct Loan Financing Account, Rural Utilities Service Fund Resources:											
Undisbursed Funds	No Year		012	4146	000	69,768,996.60	-----	46,514,000.00	61,006,968.46	-----	55,276,028.14
Authority to Borrow from the Treasury						801,493,364.45	248,216,239.65	-166,233,000.00	-----	78,171,177.55	805,305,426.55
Subtotal			012	4146	000	871,262,361.05	248,216,239.65	-119,719,000.00	61,006,968.46	78,171,177.55	860,581,454.69
Farm Storage Facility Direct Loan Financing Account, Farm Service Agency Fund Resources:											
Undisbursed Funds	No Year		012	4158	000	412,989,191.57	-----	68,103,554.98	73,206,815.99	-----	407,885,930.56
Authority to Borrow from the Treasury						-----	440,290,792.25	-438,094,622.50	-----	-----	2,196,169.75
Subtotal			012	4158	000	412,989,191.57	440,290,792.25	-369,991,067.52	73,206,815.99	-----	410,082,100.31
Rural Economic Development Direct Loans Financing Account, Rural Business-Cooperative Development Service Fund Resources:											
Undisbursed Funds	No Year		012	4176	000	58,814,108.29	-----	1,921,000.00	25,856,084.68	-----	34,879,023.61
Authority to Borrow from the Treasury						88,072,012.12	43,954,305.92	-60,905,000.00	-----	7,915,063.38	63,206,254.66
Subtotal			012	4176	000	146,886,120.41	43,954,305.92	-58,984,000.00	25,856,084.68	7,915,063.38	98,085,278.27
Rural Electrification and Telephone Direct Loan Financing Account, Rural Utilities Service Fund Resources:											
Undisbursed Funds	No Year		012	4208	000	4,872,159,387.25	-----	<sup>53,54</sup> 2,872,747,565.03	3,548,838,258.65	-----	4,196,068,693.63
Authority to Borrow from the Treasury						15,433,314,291.35	8,482,960,987.08	-6,081,473,569.24	-----	175,587,146.82	17,659,214,562.37
Subtotal			012	4208	000	20,305,473,678.60	8,482,960,987.08	-3,208,726,004.21	3,548,838,258.65	175,587,146.82	21,855,283,256.00
Rural Electrification and Telephone Guaranteed Loan Financing											

Footnotes at End of Chapter

## Appropriations, Outlays, and Balances - Continued

Appropriation or Fund Account  Title	Account Symbol				Balances, Beginning of Fiscal Year	Appropriations and Other Obligational Authority <sup>1</sup>	Transfers Borrowings and Investment (Net) <sup>2</sup>	Outlays (Net)	Balances Withdrawn and Other Transactions <sup>3</sup>	Balances, End of Fiscal Year
	Period of Availability	ATA	AID	MAIN						
Account, Rural Electrification Administration Fund Resources:										
Undisbursed Funds	No Year		012	4209	000	1.02	-----	-0.06	-----	1.08
Authority to Borrow from the Treasury						199.07	-----	-----	-----	5,797.07
Subtotal			012	4209	000	200.09	-----	-0.06	-----	5,798.15
Rural Telephone Bank Direct Loan Financing Account, Rural Utilities Service Fund Resources:										
Undisbursed Funds	No Year		012	4210	000	2,516,952.21	-----	-126,500.00	-12,118,725.34	14,509,177.55
Apple Loans Direct Loan Financing Account, Farm Service Agency Fund Resources:										
Undisbursed Funds	No Year		012	4211	000	6,196.94	-----	6,196.94	-----	-----
Agricultural Credit Insurance Fund Direct Loan Financing Account, Consolidated Farm Service Agency Fund Resources:										
Undisbursed Funds	No Year		012	4212	000	2,553,733,922.29	48,649,161.00	975,318,083.76	1,676,339,093.92	5 5,177,940.00
Authority to Borrow from the Treasury						603,030,977.22	3,445,783,308.08	-3,281,587,976.51	-----	123,116,790.16
Subtotal			012	4212	000	3,156,764,899.51	3,494,432,469.08	-2,306,269,892.75	1,676,339,093.92	128,294,730.16
Agricultural Credit Insurance Fund Guaranteed Loan Financing Account, Consolidated Farm Service Agency Fund Resources:										
Undisbursed Funds	No Year		012	4213	000	388,085,490.79	416.00	-152,222,909.39	-12,717,212.00	5 5.00
Authority to Borrow from the Treasury						1,379,011.78	4,064,126.68	-3,869,951.41	-----	153,382.30
Subtotal			012	4213	000	389,464,502.57	4,064,542.68	-156,092,860.80	-12,717,212.00	153,387.30
Rural Housing Insurance Fund Direct Loan Financing Account, Rural Housing and Community Development Service Fund Resources:										
Undisbursed Funds	No Year		012	4215	000	601,378,645.22	-----	915,669,500.00	169,687,603.74	-----
Authority to Borrow from the Treasury						1,293,711,145.30	1,490,728,491.09	-1,466,380,500.00	-----	96,938,883.77
Subtotal			012	4215	000	1,895,089,790.52	1,490,728,491.09	-550,711,000.00	169,687,603.74	96,938,883.77
Rural Housing Insurance Fund Guaranteed Loan Financing Account, Rural Housing and Community Development Service Fund Resources:										
Undisbursed Funds	No Year		012	4216	000	388,043,876.15	-----	442,301,000.00	447,481,188.96	-----
Authority to Borrow from the Treasury						19,996,593.03	589,459,346.57	-597,203,000.00	-----	857,287.27
Subtotal			012	4216	000	408,040,469.18	589,459,346.57	-154,902,000.00	447,481,188.96	857,287.27
Rural Development Insurance Fund Guaranteed Loan Financing Account, Rural Utilities Service Fund Resources:										
Undisbursed Funds	No Year		012	4218	000	768,050.20	-----	-950.00	5,600.64	-----
Authority to Borrow from the Treasury						4,057,833.13	-----	-----	-----	265.00
Subtotal			012	4218	000	4,825,883.33	-----	-950.00	5,600.64	265.00

Footnotes at End of Chapter

Appropriations, Outlays, and Balances - Continued

Appropriation or Fund Account  Title	Account Symbol				Balances, Beginning of Fiscal Year	Appropriations and Other Obligational Authority <sup>1</sup>	Transfers Borrowings and Investment (Net) <sup>2</sup>	Outlays (Net)	Balances Withdrawn and Other Transactions <sup>3</sup>	Balances, End of Fiscal Year	
	Period of Availability	ATA	AID	MAIN							SUB
Rural Development Loan Fund Direct Loan Financing Account, Rural Business and Cooperative Development Service Fund Resources:											
Undisbursed Funds	No Year		012	4219	000	22,627,449.64	-----	-1,905,000.00	-5,611,151.51	-----	26,333,601.15
Authority to Borrow from the Treasury						29,503,188.00	15,042,067.31	-20,274,000.00	-----	1,777,176.94	22,494,078.37
Subtotal			012	4219	000	52,130,637.64	15,042,067.31	-22,179,000.00	-5,611,151.51	1,777,176.94	48,827,679.52
Rural Business and Industry Loan, Direct Financing Account, Rural Business Cooperative Service Fund Resources:											
Undisbursed Funds	No Year		012	4223	000	344,191.87	-----	-267,000.00	-342,353.13	-----	419,545.00
Rural Community Facility Loans Direct Financing Account, Rural Housing Service Fund Resources:											
Undisbursed Funds	No Year		012	4225	000	493,370,092.60	-----	580,823,700.00	502,902,198.80	-----	571,291,593.80
Authority to Borrow from the Treasury						4,995,370,590.89	670,216,576.57	-1,053,276,814.89	-----	194,470,860.22	4,417,839,492.35
Subtotal			012	4225	000	5,488,740,683.49	670,216,576.57	-472,453,114.89	502,902,198.80	194,470,860.22	4,989,131,086.15
Rural Water and Waste Disposal Loans Direct Financing Account, Rural Utilities Service Fund Resources:											
Undisbursed Funds	No Year		012	4226	000	664,325,220.81	-----	572,009,000.00	507,671,959.32	-----	728,662,261.49
Authority to Borrow from the Treasury						5,189,816,705.54	956,335,050.23	-1,204,667,000.00	-----	187,041,521.15	4,754,443,234.62
Subtotal			012	4226	000	5,854,141,926.35	956,335,050.23	-632,658,000.00	507,671,959.32	187,041,521.15	5,483,105,496.11
Rural Business and Industry Loans Guaranteed Financing Account, Rural Business-Cooperative Service Fund Resources:											
Undisbursed Funds	No Year		012	4227	000	257,624,013.69	-----	97,122,000.00	174,853,882.45	-----	179,892,131.24
Authority to Borrow from the Treasury						-----	103,930,000.00	-116,365,000.00	-----	-----	-12,435,000.00
Subtotal			012	4227	000	257,624,013.69	103,930,000.00	-19,243,000.00	174,853,882.45	-----	167,457,131.24
Rural Community Facility Loans Guaranteed Financing Account, Rural Housing Service Fund Resources:											
Undisbursed Funds	No Year		012	4228	000	14,963,474.45	-----	3,867,800.00	1,792,306.96	-----	17,038,967.49
Authority to Borrow from the Treasury						-----	5,117,026.46	-4,906,300.00	-----	267,881.94	-57,155.48
Subtotal			012	4228	000	14,963,474.45	5,117,026.46	-1,038,500.00	1,792,306.96	267,881.94	16,981,812.01
Renewable Energy Guaranteed Loan Financing Account, Rural Business - Cooperative Fund Resources:											
Undisbursed Funds	No Year		012	4267	000	17,639,608.03	-----	22,686,500.00	28,716,914.68	-----	11,609,193.35
Authority to Borrow from the Treasury						-----	24,152,789.29	-22,879,000.00	-----	-----	1,273,789.29
Subtotal			012	4267	000	17,639,608.03	24,152,789.29	-192,500.00	28,716,914.68	-----	12,882,982.64
Agricultural Credit Insurance Fund Direct Loan Financing Account-											

Footnotes at End of Chapter



## Appropriations, Outlays, and Balances - Continued

Appropriation or Fund Account	Account Symbol					Balances, Beginning of Fiscal Year	Appropriations and Other Obligational Authority <sup>1</sup>	Transfers Borrowings and Investment (Net) <sup>2</sup>	Outlays (Net)	Balances Withdrawn and Other Transactions <sup>3</sup>	Balances, End of Fiscal Year
Title	Period of Availability	ATA	AID	MAIN	SUB						
Recovery Act, Consolidated Farm Service Agency, Agriculture Fund Resources:											
Undisbursed Funds	No Year		012	4284	000	4,118,020.56	-----	-2,702,000.00	1,192,578.83	-----	223,441.73
Authority to Borrow from the Treasury						-----	2,350,000.00	-2,350,000.00	-----	-----	-----
Subtotal			012	4284	000	4,118,020.56	2,350,000.00	-5,052,000.00	1,192,578.83	-----	223,441.73
Commodity Credit Corporation Export Guaranteed Financing Account Fund Resources:											
Undisbursed Funds	No Year		012	4337	000	27,716,886.25	-----	-22,660,027.36	-18,099,078.70	-----	23,155,937.59
Authority to Borrow from the Treasury						-----	670,000.00	-670,000.00	-----	-----	-----
Subtotal			012	4337	000	27,716,886.25	670,000.00	-23,330,027.36	-18,099,078.70	-----	23,155,937.59
Rural Microenterprise Investment Direct Loan Financing Account, Rural Business - Cooperative Service, Agriculture Fund Resources:											
Undisbursed Funds	No Year		012	4354	000	1,760,323.15	-----	1,905,000.00	-857,777.31	-----	4,523,100.46
Authority to Borrow from the Treasury						7,786,112.55	5,466,442.03	-3,705,000.00	-----	590,233.72	8,957,320.86
Subtotal			012	4354	000	9,546,435.70	5,466,442.03	-1,800,000.00	-857,777.31	590,233.72	13,480,421.32
Biorefinery Assistance Guaranteed Loan Financing Account, Rural Business - Cooperative Service, Agriculture Fund Resources:											
Undisbursed Funds	No Year		012	4355	000	105,390,345.27	-----	43,975,000.00	9,602,069.95	-----	139,763,275.32
Authority to Borrow from the Treasury						695,000.00	96,856,224.00	-93,975,000.00	-----	-----	3,576,224.00
Subtotal			012	4355	000	106,085,345.27	96,856,224.00	-50,000,000.00	9,602,069.95	-----	143,339,499.32
Food Supply Chain and Agriculture Pandemic Response Guaranteed Loans Financing Account, Office of the Secretary, Agriculture Fund Resources:											
Undisbursed Funds	No Year		012	4391	000	23,777,673.61	-----	-----	-4,248,754.44	-----	28,026,428.05
<b>Total, Financing Accounts</b>						<b>39,588,007,777.52</b>	<b>16,690,848,948.21</b>	<b>-8,197,015,847.96</b>	<b>7,109,572,023.37</b>	<b>872,065,615.22</b>	<b>40,100,203,239.18</b>

Footnotes at End of Chapter

Footnotes

- 1 The amounts in this column, unless otherwise footnoted, represent appropriations, increases and rescissions in borrowing authority or new contract authority. Appropriation accounts with appropriation transfer activity are presented in Table 1 (Appropriations and Appropriation Transfers) at the end of this chapter.
- 2 The amounts in this column, unless otherwise footnoted, represent transfers - other than appropriation transfers, borrowings (gross), investments (net), unrealized discounts or funds held outside the Treasury.
- 3 The amounts in this column, unless otherwise footnoted, represent obligated balances canceled for fiscal year 2019 pursuant to 31 U.S.C. 1553 and adjustments to borrowing and contract authority.
- 4 Represents Price Support, Supply and Relation Programs.
- 5 Represents capital transfer to miscellaneous receipts.
- 6 Subject to disposition by the administrative agency.
- 7 Pursuant to Public Law # 7 U.S.C. 7632 (k)(5), the balance for this account has been extended beyond the normal period of availability to liquidate obligations.
- 8 The opening balance(s) of the following account(s) have been adjusted during the current fiscal year and do not agree with last year's closing balance(s):

<u>Account Symbol: (ATA, AID, POA, MAIN, SUB)</u>	<u>Adjustment</u>
012 2023 1600 000 - Undi sbursed Funds	\$9,694.00
012 2019-2023 1600 000 - Undi sbursed Funds	-\$9,694.00
012 X 4336 000 - Authority to Borrow from the Treasury	\$1,467,686,323.00
012 X 4336 000 - Authority to Borrow from the Public	-\$263,000,000.00

- 9 Pursuant to Public Law # 116-94, 133 Stat. 2644, Sec. 707, the balance for this account has been extended beyond the normal period of availability to liquidate obligations.
- 10 Pursuant to Public Law # 115-141, 131 Stat. 383, Sec. 707, the balance for this account has been extended beyond the normal period of availability to liquidate obligations.
- 11 Pursuant to Public Law # 115-31, 131 Stat. 167, Sec. 707, the balance for this account has been extended beyond the normal period of availability to liquidate obligations.
- 12 Pursuant to Public Law # 114-113, 129 Stat. 2273 Sec. 707, the balance for this account has been extended beyond the normal period of availability to liquidate obligations.
- 13 Pursuant to Public Law # 113-235, 128 Stat. 2162 Sec. 707, the balance for this account has been extended beyond the normal period of availability to liquidate obligations.
- 14 Pursuant to Public Law # 113-76, 128 Stat. 34 Sec. 707, the balance for this account has been extended beyond the normal period of availability to liquidate obligations.
- 15 Pursuant to Public Law # 113-6, 127 Stat. 227 Sec. 708, the balance for this account has been extended beyond the normal period of availability to liquidate obligations.
- 16 Pursuant to Public Law # 112-55, 125 Stat. 581 Sec. 708, the balance for this account has been extended beyond the normal period of availability to liquidate obligations.
- 17 Pursuant to Public Law # 111-80, 123 Stat. 2122 Sec. 719; 112-10, 125 Stat. 102 Sec. 1101, the balance for this account has been extended beyond the normal period of availability to liquidate obligations.
- 18 Pursuant to Public Law # 111-80, 123 Stat. 2122 Sec. 719, the balance for this account has been extended beyond the normal period of availability to liquidate obligations.
- 19 Pursuant to Public Law # 111-8, 123 Stat. 556 Sec. 720, the balance for this account has been extended beyond the normal period of availability to liquidate obligations.
- 20 Pursuant to Public Law # 110-161, 121 Stat. 1878 Sec. 725, the balance for this account has been extended beyond the normal period of availability to liquidate obligations.
- 21 Pursuant to Public Law # 108-447, 118 Stat. 2847 Sec. 766, the balance for this account has been extended beyond the normal period of availability to liquidate obligations.
- 22 Pursuant to Public Law # 109-234, 120 Stat. 446, the balance for this account has been extended beyond the normal period of availability to liquidate obligations.
- 23 Pursuant to Public Law # 116-6, 133 Stat. 60, the balance for this account has been extended beyond the normal period of availability to liquidate obligations.
- 24 Pursuant to Public Law # 115-31, 131 Stat. 366, the balance for this account has been extended beyond the normal period of availability to liquidate obligations.
- 25 Pursuant to Public Law # 115-31, 131 Stat. 152-153, the balance for this account has been extended beyond the normal period of availability to liquidate obligations.
- 26 Pursuant to Public Law # 114-113, 129 Stat. 2259; 114-113, 129 Stat 2273 Sec. 705, the balance for this account has been extended beyond the normal period of availability to liquidate obligations.
- 27 Pursuant to Public Law # 113-235, 128 Stat. 2148 Sec. 705, the balance for this account has been extended beyond the normal period of availability to liquidate obligations.
- 28 Pursuant to Public Law # 113-76, 128 Stat. 34, Sec. 705, the balance for this account has been extended beyond the normal period of availability to liquidate obligations.
- 29 Pursuant to Public Law # 113-6, 127 Stat. 226, the balance for this account has been extended beyond the normal period of availability to liquidate obligations.
- 30 Pursuant to Public Law # 112-55, 125 Stat. 581, the balance for this account has been extended beyond the normal period of availability to liquidate obligations.
- 31 Pursuant to Public Law # 111-80, 123 Stat. 2105, 2119 and 2120, the balance for this account has been extended beyond the normal period of availability to liquidate obligations.
- 32 Pursuant to Public Law # 111-8, 123 Stat. 553 and 554, the balance for this account has been extended beyond the normal period of availability to liquidate obligations.

## Appropriations, Outlays, and Balances - Continued

---

### Footnotes

---

- 33 Pursuant to Public Law # 110-161, 121 Stat. 1875 and 1861, the balance for this account has been extended beyond the normal period of availability to liquidate obligations.
- 34 Pursuant to Public Law # 109-97, 119 Stat. 2150 Sec. 711, the balance for this account has been extended beyond the normal period of availability to liquidate obligations.
- 35 Pursuant to Public Law # 108-447, 118 Stat. 2839, the balance for this account has been extended beyond the normal period of availability to liquidate obligations.
- 36 Pursuant to Public Law # 108-199, 118 Stat. 32 Sec. 712, the balance for this account has been extended beyond the normal period of availability to liquidate obligations.
- 37 Pursuant to Public Law # 108-7, 117 Stat. 39 Sec. 712, the balance for this account has been extended beyond the normal period of availability to liquidate obligations.
- 38 Pursuant to Public Law # 107-76, 115 Stat. 733 Sec. 712, the balance for this account has been extended beyond the normal period of availability to liquidate obligations.
- 39 Pursuant to Public Law # 106-387, 114 Stat. 1549A-29, the balance for this account has been extended beyond the normal period of availability to liquidate obligations.
- 40 Pursuant to Public Law # 106-78, 113 Stat. 1162 Sec. 713, the balance for this account has been extended beyond the normal period of availability to liquidate obligations.
- 41 Pursuant to Public Law # 105-86, 111 Stat. 2095-2096, the balance for this account has been extended beyond the normal period of availability to liquidate obligations.
- 42 Pursuant to Public Law # 104-180, 110 Stat. 1584, the balance for this account has been extended beyond the normal period of availability to liquidate obligations.
- 43 Pursuant to Public Law # 104-19, 109 Stat. 217-318, the balance for this account has been extended beyond the normal period of availability to liquidate obligations.
- 44 Pursuant to Public Law # 103-330, 108 Stat. 2454, the balance for this account has been extended beyond the normal period of availability to liquidate obligations.
- 45 Pursuant to Public Law # 103-111, 107 Stat. 1065, the balance for this account has been extended beyond the normal period of availability to liquidate obligations.
- 46 Pursuant to Public Law # 102-341, 106 Stat. 893, the balance for this account has been extended beyond the normal period of availability to liquidate obligations.
- 47 Pursuant to Public Law # 116-6, 133 Stat. 75, Sec. 705, the balance for this account has been extended beyond the normal period of availability to liquidate obligations.
- 48 Pursuant to Public Law # 115-141, 132 Stat. 382, Sec. 705, the balance for this account has been extended beyond the normal period of availability to liquidate obligations.
- 49 Pursuant to Public Law # 115-141, 132 Stat. 382, Sec. 706, the balance for this account has been extended beyond the normal period of availability to liquidate obligations.
- 50 Pursuant to Public Law # 115-141, 131 Stat. 166, Sec. 705, the balance for this account has been extended beyond the normal period of availability to liquidate obligations.
- 51 Pursuant to Public Law # 114-113, 129 Stat. 2273 Sec. 705, the balance for this account has been extended beyond the normal period of availability to liquidate obligations.
- 52 Pursuant to Public Law # 115-31, 131 Stat. 166, Sec. 705; PL 116-6, 133 Stat. 75, Sec. 705, the balance for this account has been extended beyond the normal period of availability to liquidate obligations.
- 53 Includes \$199,451,204.88 which represents net repayment of borrowing from the Federal Financing Bank in lieu of issuance of agency debt.
- 54 Includes \$3,072,198,769.91 which represents net borrowing from the U.S. Treasury.

Footnotes

Table 1 - Appropriations and Appropriation Transfers - Department of Agriculture

AID	ATA	Period of Availability	MAIN	Net Appropriations and Appropriation Transfers	Appropriation Amount	Net Appropriation Transfers	AID Involved	ATA Involved	Period of Availability Involved	MAIN Involved	Amount From or To (-)
012		X	0115	410,000,000.00	10,000,000.00	400,000,000.00	012		X	4336	400,000,000.00
012		24	0180	304,411,000.00	244,183,000.00	60,228,000.00	012		X	1004	60,228,000.00
012		24	0215	2,250,000.00	0.00	2,250,000.00	012		X	4336	2,250,000.00
012		X	0403	106,317,367.00	0.00	106,317,367.00	012		24	0403	106,317,367.00
012		24	0403	246,269,633.00	351,087,000.00	-104,817,367.00	012		X	0403	-106,317,367.00
							012		2425	0403	-1,500,000.00
							012		X	4336	3,000,000.00
012		2425	0403	1,500,000.00	0.00	1,500,000.00	012		24	0403	1,500,000.00
012		X	0502	32,500,000.00	0.00	32,500,000.00	012		24	0502	32,500,000.00
012		24	0502	585,200,000.00	561,700,000.00	23,500,000.00	012		X	0502	-32,500,000.00
							012		X	4336	56,000,000.00
012		2425	0502	35,000,000.00	0.00	35,000,000.00	012		X	4085	10,000,000.00
							012		X	4336	25,000,000.00
012		X	0600	720,804,027.00	696,594,000.00	24,210,027.00	012		24	0600	24,210,027.00
012		24	0600	473,502,973.00	512,713,000.00	-39,210,027.00	012		X	0600	-24,210,027.00
							012		2425	0600	-15,000,000.00
012		2425	0600	15,000,000.00	0.00	15,000,000.00	012		24	0600	15,000,000.00
012		24	0601	25,000,000.00	0.00	25,000,000.00	012		X	4336	25,000,000.00
012		X	0900	2,829,000.00	0.00	2,829,000.00	012		X	1106	2,649,000.00
							012		X	1115	180,000.00
012		2427	0900	1,886,800.00	0.00	1,886,800.00	012		2427	1103	360,000.00
							012		2427	1105	1,526,800.00
012		X	1004	3,950,887,000.00	2,000,000.00	3,948,887,000.00	012		24	0180	-60,228,000.00
							012		X	4336	4,009,115,000.00
012		24	1004	22,500,000.00	0.00	22,500,000.00	012		X	4336	22,500,000.00
012		24	1072	50,000,000.00	0.00	50,000,000.00	012		X	4336	50,000,000.00
012		2427	1103	207,702,236.00	228,130,000.00	-20,427,764.00	012		2427	0900	-360,000.00
							012		2427	1106	-7,400,000.00
							012		2427	1122	-12,667,764.00
012		X	1104	7,500,000.00	0.00	7,500,000.00	012		X	1106	7,125,000.00
							012		X	1115	375,000.00
012		2427	1104	296,877,186.00	302,000,000.00	-5,122,814.00	012		2427	1105	300,000.00

## Appropriations, Outlays, and Balances - Continued

### Footnotes

Table 1 - Appropriations and Appropriation Transfers - Department of Agriculture

AID	ATA	Period of Availability	MAIN	Net Appropriations and Appropriation Transfers	Appropriation Amount	Net Appropriation Transfers	AID Involved	ATA Involved	Period of Availability Involved	MAIN Involved	Amount From or To (-)
012		2427	1105	575,863,295.00	608,666,000.00	-32,802,705.00	012		2427	1122	-5,422,814.00
							012		2427	0900	-1,526,800.00
							012		2427	1104	-300,000.00
							012		2427	1122	-30,865,905.00
							012	014	2427	1105	-110,000.00
012		X	1106	385,486,060.00	529,800,000.00	-144,313,940.00	012		X	0900	-2,649,000.00
							012		X	1104	-7,125,000.00
							012		X	1115	-59,137,040.00
							012		X	1122	-65,968,000.00
							013		X	1450	-2,163,175.00
							014		X	1611	-7,271,725.00
012		2427	1106	1,863,833,736.00	1,863,557,000.00	276,736.00	012		2427	1103	7,400,000.00
							012		2427	1122	-6,548,264.00
012		X	1115	4,658,188,053.00	2,348,654,000.00	2,309,534,053.00	513		X	1200	-575,000.00
							012		X	0900	-180,000.00
							012		X	1104	-375,000.00
							012		X	1106	59,137,040.00
							012		X	1121	2,300,000,000.00
							012		X	1122	-48,656,054.00
							014		X	1125	-391,933.00
012		X	1121	0.00	2,300,000,000.00	-2,300,000,000.00	012		X	1115	-2,300,000,000.00
012		X	1122	114,624,054.00	0.00	114,624,054.00	012		X	1106	65,968,000.00
							012		X	1115	48,656,054.00
012		2427	1122	1,200,608,691.00	1,150,000,000.00	50,608,691.00	012		2427	1103	12,667,764.00
							012		2427	1104	5,422,814.00
							012		2427	1105	30,865,905.00
							012		2427	1106	6,548,264.00
							014		2427	1125	-4,896,056.00
012		X	1500	556,200,000.00	0.00	556,200,000.00	012		24	1500	546,200,000.00
							012		X	4336	10,000,000.00
012		24	1500	522,750,000.00	1,075,950,000.00	-553,200,000.00	012		X	1500	-546,200,000.00
							012		2425	1500	-7,000,000.00

Footnotes

Table 1 - Appropriations and Appropriation Transfers - Department of Agriculture

AID	ATA	Period of Availability	MAIN	Net Appropriations and Appropriation Transfers	Appropriation Amount	Net Appropriation Transfers	AID Involved	ATA Involved	Period of Availability Involved	MAIN Involved	Amount From or To (-)
012		2425	1500	7,000,000.00	0.00	7,000,000.00	012		24	1500	7,000,000.00
012		X	1502	2,000,000.00	0.00	2,000,000.00	012		X	4336	2,000,000.00
012		24	1502	33,100,000.00	41,100,000.00	-8,000,000.00	012		2425	1502	-8,000,000.00
012		2425	1502	138,000,000.00	0.00	138,000,000.00	012		24	1502	8,000,000.00
							012		X	4336	130,000,000.00
012		X	1600	1,715,051,284.00	542,767,000.00	1,172,284,284.00	012		X	4336	1,172,284,284.00
012		24	1600	693,259,000.00	610,759,000.00	82,500,000.00	012		X	4336	82,500,000.00
012		X	1801	46,850,000.00	0.00	46,850,000.00	012		24	1801	46,850,000.00
012		24	1801	140,663,000.00	187,513,000.00	-46,850,000.00	012		X	1801	-46,850,000.00
012		X	1900	32,021,739.00	13,000,000.00	19,021,739.00	012		X	4336	19,021,739.00
012		X	1908	50,000,000.00	0.00	50,000,000.00	012		X	4336	50,000,000.00
012		X	1980	219,642,784.00	227,642,784.00	-8,000,000.00	012		X	2042	-8,000,000.00
012		X	2042	8,000,000.00	0.00	8,000,000.00	012		X	1980	8,000,000.00
012		X	2073	7,000,000.00	0.00	7,000,000.00	012		X	4336	7,000,000.00
012		X	2278	384,894,000.00	1,619,107,000.00	-1,234,213,000.00	012		X	2900	-9,213,000.00
							012	072	X	2278	-1,225,000,000.00
012		X	2500	1,750,078,261.00	12,000,000.00	1,738,078,261.00	012		X	4336	1,738,078,261.00
012		X	2501	5,000,000.00	0.00	5,000,000.00	012		24	2501	5,000,000.00
012		24	2501	81,000,000.00	1,000,000.00	80,000,000.00	012		X	2501	-5,000,000.00
							012		X	4336	85,000,000.00
012		24	2707	72,637,000.00	65,637,000.00	7,000,000.00	012		X	4085	7,000,000.00
012		X	2900	10,213,000.00	0.00	10,213,000.00	012		X	2278	9,213,000.00
							012		24	2900	1,000,000.00
012		24	2900	213,130,000.00	227,330,000.00	-14,200,000.00	012		X	2900	-1,000,000.00
							012		2425	2900	-13,200,000.00
012		2425	2900	13,200,000.00	0.00	13,200,000.00	012		24	2900	13,200,000.00
012		X	3105	5,000,000.00	0.00	5,000,000.00	012		X	4336	5,000,000.00
012		X	3304	8,000,000.00	7,000,000.00	1,000,000.00	012		X	4336	1,000,000.00
012		24	3505	118,128,120,000.00	119,379,521,000.00	-1,251,401,000.00	012		2425	3505	-1,251,401,000.00
012		2425	3505	1,254,401,000.00	3,000,000.00	1,251,401,000.00	012		24	3505	1,251,401,000.00
012		2425	3507	506,930,884.00	484,070,000.00	22,860,884.00	012		X	4336	20,600,000.00
							075		24	0142	2,260,884.00

## Appropriations, Outlays, and Balances - Continued

### Footnotes

Table 1 - Appropriations and Appropriation Transfers - Department of Agriculture

AID	ATA	Period of Availability	MAIN	Net Appropriations and Appropriation Transfers	Appropriation Amount	Net Appropriation Transfers	AID Involved	ATA Involved	Period of Availability Involved	MAIN Involved	Amount From or To (-)
012		X	3539	241,005,000.00	46,005,000.00	195,000,000.00	012		X	5209	195,000,000.00
012		2425	3539	33,239,221,000.00	4,454,598,377.00	28,784,622,623.00	012		X	5209	28,784,622,623.00
012		24	3674	0.00	16,870,443,223.06	-16,870,443,223.06	012		X	4336	-16,870,443,223.06
012		X	3700	35,272,000.00	0.00	35,272,000.00	012		24	3700	35,272,000.00
012		24	3700	1,155,437,000.00	1,190,709,000.00	-35,272,000.00	012		X	3700	-35,272,000.00
012		X	4085	10,343,384,375.20	10,356,384,375.20	-13,000,000.00	012		2425	0502	-10,000,000.00
							012		24	2707	-7,000,000.00
							012		X	4336	4,000,000.00
012		X	4336	8,905,093,939.06	0.00	8,905,093,939.06	012		X	0115	-400,000,000.00
							012		24	0215	-2,250,000.00
							012		24	0403	-3,000,000.00
							012		24	0502	-56,000,000.00
							012		2425	0502	-25,000,000.00
							012		24	0601	-25,000,000.00
							012		X	1004	-4,009,115,000.00
							012		24	1004	-22,500,000.00
							012		24	1072	-50,000,000.00
							012		X	1500	-10,000,000.00
							012		X	1502	-2,000,000.00
							012		2425	1502	-130,000,000.00
							012		X	1600	-1,172,284,284.00
							012		24	1600	-82,500,000.00
							012		X	1900	-19,021,739.00
							012		X	1908	-50,000,000.00
							012		X	2073	-7,000,000.00
							012		X	2500	-1,738,078,261.00
							012		24	2501	-85,000,000.00
							012		X	3105	-5,000,000.00
							012		X	3304	-1,000,000.00
							012		2425	3507	-20,600,000.00
							012		24	3674	16,870,443,223.06
							012		X	4085	-4,000,000.00

Footnotes

Table 1 - Appropriations and Appropriation Transfers - Department of Agriculture

AID	ATA	Period of Availability	MAIN	Net Appropriations and Appropriation Transfers	Appropriation Amount	Net Appropriation Transfers	AID Involved	ATA Involved	Period of Availability Involved	MAIN Involved	Amount From or To (-)
012		X	5161	-360,152,000.00	0.00	-360,152,000.00	012		X	5635	-16,000,000.00
012		X	5209	1,444,294,440.14	30,801,280,267.14	-29,356,985,827.00	012		X	5636	-30,000,000.00
							070		X	0530	-360,152,000.00
							012		X	3539	-195,000,000.00
							012		2425	3539	-28,784,622,623.00
							013		X	5139	-377,363,204.00
012		X	5215	57,988.00	0.00	57,988.00	014		X	5198	57,988.00
012		X	5635	16,000,000.00	0.00	16,000,000.00	012		X	4336	16,000,000.00
012		X	5636	30,000,000.00	0.00	30,000,000.00	012		X	4336	30,000,000.00
012		X	5716	148,636,346.00	0.00	148,636,346.00	014		X	5715	148,636,346.00
012	014	2427	1105	110,000.00	0.00	110,000.00	012		2427	1105	110,000.00
012	072	X	2278	1,225,000,000.00	0.00	1,225,000,000.00	012		X	2278	1,225,000,000.00
Total				199,324,043,151.40	199,925,901,026.40	-601,857,875.00					-601,857,875.00



**This Page Left Blank Intentionally**

---

**Appropriations, Outlays, and Balances - Continued**

Appropriation or Fund Account  Title	Account Symbol				Balances, Beginning of Fiscal Year	Appropriations and Other Obligational Authority <sup>1</sup>	Transfers Borrowings and Investment (Net) <sup>2</sup>	Outlays (Net)	Balances Withdrawn and Other Transactions <sup>3</sup>	Balances, End of Fiscal Year	
	Period of Availability	ATA	AID	MAIN							SUB
<p align="center"><b>Department of Commerce</b> <b>Departmental Management</b> <b>General Fund Accounts</b></p>											
Office of Inspector General - Recovery Act, Departmental Management, Commerce Fund Resources: Undisbursed Funds	No Year		013	0110	000	1,376,452.93	-----	-----	15,182.35	-----	1,361,270.58
Salaries and Expenses, Departmental Management, Commerce Fund Resources: Undisbursed Funds	2024		013	0120	000	-----	94,500,000.00	-----	85,752,370.31	-----	8,747,629.69
	2023					9,925,132.38	-----	-----	8,992,743.53	-----	932,388.85
	2022					1,441,972.47	-----	-----	333,621.06	-----	1,108,351.41
	2021-2022					420.45	-----	-----	-----	-----	420.45
	2021					1,185,170.57	-----	-----	61,039.19	-----	1,124,131.38
	2020					761,260.00	-----	-----	80,619.95	-----	680,640.05
	2019					1,903,520.91	-----	-----	-283,960.42	2,187,481.33	-----
	No Year					57,118.66	-----	-----	-----	-----	57,118.66
	Subtotal		013	0120	000	15,274,595.44	94,500,000.00	-----	94,936,433.62	2,187,481.33	12,650,680.49
Renovation and Modernization, Departmental Management, Commerce Fund Resources: Undisbursed Funds	2024		013	0123	000	-----	1,142,000.00	-----	1,076,226.61	-----	65,773.39
	2023					73,799.10	-----	-----	71,119.01	-----	2,680.09
	2022					8,212.88	-----	-----	-----	-----	8,212.88
	2021					45,551.90	-----	-----	-----	-----	45,551.90
	No Year					27,731,925.94	-----	-----	1,035,473.94	-----	26,696,452.00
	Subtotal		013	0123	000	27,859,489.82	1,142,000.00	-----	2,182,819.56	-----	26,818,670.26
Office of the Inspector General, Departmental Management, Commerce Fund Resources: Undisbursed Funds	2023-2032		013	0126	000	20,000,000.00	-----	-----	475,113.05	-----	19,524,886.95
	2022-2031					2,000,000.00	-----	-----	284,777.58	-----	1,715,222.42
	2022-2026					976,693.97	-----	-----	20,464.48	-----	956,229.49
	2024					-----	48,000,000.00	-----	43,491,375.35	-----	4,508,624.65
	2022-2024					324,627.34	-----	-----	323,721.34	-----	906.00
	2023					8,203,275.63	-----	-----	7,570,326.94	-----	632,948.69
	2022-2023					1,771,417.39	-----	-----	1,476,900.21	-----	294,517.18
	2021-2023					52.50	-----	-----	-----	-----	52.50
	2022					372,460.54	-----	-----	245,966.29	-----	126,494.25
	2021-2022					360,079.43	-----	-----	278,482.11	-----	81,597.32
	2020-2022					7,680.19	-----	-----	-----	-----	7,680.19
	2021					109,765.94	-----	-----	2,456.25	-----	107,309.69

Footnotes at End of Chapter

## Appropriations, Outlays, and Balances - Continued

Appropriation or Fund Account  Title	Account Symbol				Balances, Beginning of Fiscal Year	Appropriations and Other Obligational Authority <sup>1</sup>	Transfers Borrowings and Investment (Net) <sup>2</sup>	Outlays (Net)	Balances Withdrawn and Other Transactions <sup>3</sup>	Balances, End of Fiscal Year
	Period of Availability	ATA	AID	MAIN						
	2020-2021				1,191.82	-----	-----	-----	-----	1,191.82
	2019-2021				137,327.00	-----	-----	-----	-----	137,327.00
	2020				300,138.50	-----	-----	-1,072.12	-----	301,210.62
	2018-2020				2,407.59	-----	-----	-----	-----	2,407.59
	2019				451,772.93	-----	-----	671.80	451,101.13	-----
	2017-2019				2,653.51	-----	-----	-----	2,653.51	-----
	No Year				25,459,829.43	8,450,000.00	-----	7,674,485.36	-----	26,235,344.07
	Subtotal		013	0126	60,481,373.71	56,450,000.00	-----	61,843,668.64	453,754.64	54,633,950.43
Nonrecurring Expenses Fund, Departmental Management, Commerce Fund Resources:										
Undisbursed Funds	2023-2025		013	0133	24,818,356.87	-----	-----	2,962,528.19	-----	21,855,828.68
	2022-2024				12,127,981.59	-----	-----	9,619,312.58	-----	2,508,669.01
	2021-2023				18,925.89	-----	-----	-129,604.17	-----	148,530.06
	2020-2022				22,185.15	-----	-----	-----	-----	22,185.15
	No Year				22,124,310,516.21	-12,484,000,000.00	44,000,000.00	81,906,753.00	-----	9,602,403,763.21
	Subtotal		013	0133	22,161,297,965.71	-12,484,000,000.00	44,000,000.00	94,358,989.60	-----	9,626,938,976.11
<b>Intragovernmental Funds</b>										
Working Capital Fund, Departmental Management, Commerce Fund Resources:										
Undisbursed Funds	No Year		013	4511	152,088,720.49	-----	-----	35,991,606.75	10,000,000.00	106,097,113.74
<b>Trust Fund Accounts</b>										
Gifts and Bequests, Departmental Management, Commerce Fund Resources:										
Undisbursed Funds	No Year		013	8501	758,785.84	162,295.23	-----	185,288.98	-----	735,792.09
Total, Departmental Management					22,419,137,383.94	-12,331,745,704.77	44,000,000.00	289,513,989.50	12,641,235.97	9,829,236,453.70
<b>Economic Development Administration</b>										
<b>General Fund Accounts</b>										
Salaries and Expenses, Economic Development Administration, Commerce Fund Resources:										
Undisbursed Funds	2024		013	0125	-----	68,000,000.00	-----	60,484,990.89	-----	7,515,009.11
	2023				13,612,350.52	-----	-----	8,297,890.36	-----	5,314,460.16
	2022				1,190,767.86	-----	-----	79,522.02	-----	1,111,245.84
	2020-2022				1,156,146.09	-----	-----	21,996.81	-----	1,134,149.28
	2021				525,377.27	-----	-----	16,752.28	-----	508,624.99
	2020				441,306.35	-----	-----	-777.37	-----	442,083.72
	2019				509,322.87	-----	-----	94,407.68	414,915.19	-----
	No Year				32,035,386.92	5,000,000.00	-----	17,249,137.27	-----	19,786,249.65
	Subtotal		013	0125	49,470,657.88	73,000,000.00	-----	86,243,919.94	414,915.19	35,811,822.75

Footnotes at End of Chapter

Appropriations, Outlays, and Balances - Continued

Appropriation or Fund Account  Title	Account Symbol				Balances, Beginning of Fiscal Year	Appropriations and Other Obligational Authority <sup>1</sup>	Transfers Borrowings and Investment (Net) <sup>2</sup>	Outlays (Net)	Balances Withdrawn and Other Transactions <sup>3</sup>	Balances, End of Fiscal Year	
	Period of Availability	ATA	AID	MAIN							SUB
Economic Development Assistance Programs, Economic Development Administration, Commerce Fund Resources:											
Undisbursed Funds	2021-2027		013	2050	000	5,437,038.01	-----	-----	3,273,549.53	-----	2,163,488.48
	2021-2022					2,621,953,988.83	-----	-----	475,113,842.93	-----	2,146,840,145.90
	2020-2022					479,930,174.75	-----	-----	132,577,311.83	-----	347,352,862.92
	No Year					2,933,023,692.69	354,000,000.00	-15,395,216.00	439,416,285.60	-----	2,832,212,191.09
Transfer To:											
Farmers Home Administration, Agriculture	No Year	012	013	2050	002	-----	-----	-----	182,494.20	-----	<sup>5</sup> -182,494.20
Rural Business Cooperative Service, Agriculture	No Year	012	013	2050	034	188,320.56	-----	-----	-----	-----	188,320.56
Subtotal			013	2050	000	6,040,533,214.84	354,000,000.00	-15,395,216.00	1,050,563,484.09	-----	5,328,574,514.75
Total, Economic Development Administration						6,090,003,872.72	427,000,000.00	-15,395,216.00	1,136,807,404.03	414,915.19	5,364,386,337.50
<b>Bureau of the Census</b>											
<b>General Fund Accounts</b>											
Current Surveys and Programs, Bureau of the Census, Commerce Fund Resources:											
Undisbursed Funds	2024		013	0401	000	-----	347,360,000.00	-----	324,683,315.79	-----	22,676,684.21
	2023					35,593,309.83	-----	-----	17,259,805.15	-----	18,333,504.68
	2022					5,485,813.41	-----	-----	373,267.77	-----	5,112,545.64
	2021					5,334,834.44	-----	-----	263,982.97	-----	5,070,851.47
	2020					3,972,980.22	-----	-----	176,006.75	-----	3,796,973.47
	2019					3,182,247.44	-----	-----	1,996.96	3,180,250.48	-----
Subtotal			013	0401	000	53,569,185.34	347,360,000.00	-----	342,758,375.39	3,180,250.48	54,990,559.47
Periodic Censuses and Programs, Bureau of the Census, Commerce Fund Resources:											
Undisbursed Funds	2024-2025		013	0450	000	-----	1,054,000,000.00	-----	802,130,310.11	-----	251,869,689.89
	2023-2024					291,104,491.79	-----	-----	195,827,779.26	-----	95,276,712.53
	2022-2023					89,615,129.20	-----	-----	67,166,375.55	-----	22,448,753.65
	2021-2022					35,243,680.32	-----	-----	1,511,877.34	-----	33,731,802.98
	2020-2021					352,097,498.00	-----	-44,000,000.00	139,612.77	-----	307,957,885.23
	2019-2021					117,147,246.34	-----	-----	3,416,287.28	-----	113,730,959.06
	2018-2020					35,244,820.68	-----	-----	1,455.11	-----	35,243,365.57
Subtotal			013	0450	000	920,452,866.33	1,054,000,000.00	-44,000,000.00	1,070,193,697.42	-----	860,259,168.91
<b>Intragovernmental Funds</b>											
Census Working Capital Fund, Bureau of the Census, Commerce Fund Resources:											
Undisbursed Funds	2020-2021		013	4512	000	81,353,172.28	-----	-----	36,552,113.48	-----	44,801,058.80
	2019-2021					44,799,607.04	-----	-----	3,060.39	-----	44,796,546.65
	No Year					546,946,505.21	-----	-----	43,653,288.01	<sup>4</sup> 10,000,000.00	493,293,217.20

Footnotes at End of Chapter

## Appropriations, Outlays, and Balances - Continued

Appropriation or Fund Account  Title	Account Symbol				Balances, Beginning of Fiscal Year	Appropriations and Other Obligational Authority <sup>1</sup>	Transfers Borrowings and Investment (Net) <sup>2</sup>	Outlays (Net)	Balances Withdrawn and Other Transactions <sup>3</sup>	Balances, End of Fiscal Year	
	Period of Availability	ATA	AID	MAIN							SUB
Total, Bureau of the Census	Subtotal		013	4512	000	673,099,284.53	-----	-----	80,208,461.88	10,000,000.00	582,890,822.65
						1,647,121,336.20	1,401,360,000.00	-44,000,000.00	1,493,160,534.69	13,180,250.48	1,498,140,551.03
<b>Economics and Statistics Administration</b>											
<b>General Fund Accounts</b>											
Salaries and Expenses, Economic and Statistical Analysis, Commerce Fund Resources:											
Undisbursed Funds											
	2024-2025		013	1500	000	-----	125,000,000.00	-----	116,745,453.89	-----	8,254,546.11
	2023-2024					22,130,873.26	-----	-----	17,431,529.99	-----	4,699,343.27
	2022-2023					2,336,342.22	-----	-----	-441,874.05	-----	2,778,216.27
	2021-2022					1,934,188.84	-----	-----	54,817.49	-----	1,879,371.35
	2020-2021					1,371,523.67	-----	-----	-11,427.35	-----	1,382,951.02
	2019-2020					1,272,273.85	-----	-----	-6,500.91	-----	1,278,774.76
	2018-2019					1,027,651.35	-----	-----	-----	1,027,651.35	-----
	Subtotal		013	1500	000	30,072,853.19	125,000,000.00	-----	133,771,999.06	1,027,651.35	20,273,202.78
<b>Public Enterprise Funds</b>											
Economics and Statistics Administration Revolving Fund, Economic and Statistical Analysis, Commerce Fund Resources:											
Undisbursed Funds											
	No Year		013	4323	000	173,921.00	-----	-----	-----	-----	173,921.00
Total, Economics and Statistics Administration						30,246,774.19	125,000,000.00	-----	133,771,999.06	1,027,651.35	20,447,123.78
<b>International Trade Administration</b>											
<b>General Fund Accounts</b>											
Operations and Administration, International Trade Administration, Commerce Fund Resources:											
Undisbursed Funds											
	2024-2025		013	1250	000	-----	85,000,000.00	-----	54,916,254.48	-----	30,083,745.52
	2024					-----	526,000,000.00	-----	442,656,753.99	-----	83,343,246.01
	2023-2024					44,024,556.22	-----	-----	22,817,556.09	-----	21,207,000.13
	2023					104,084,379.82	-----	-----	86,578,523.20	-----	17,505,856.62
	2022-2023					15,367,058.35	-----	-----	10,010,980.68	-----	5,356,077.67
	2022					12,830,676.15	-----	-----	4,428,509.06	-----	8,402,167.09
	2021-2022					3,297,636.78	-----	-----	428,108.83	-----	2,869,527.95
	2021					6,646,887.91	-----	-----	352,967.41	-----	6,293,920.50
	2020-2021					2,685,482.53	-----	-----	60,573.13	-----	2,624,909.40
	2020					2,948,006.38	-----	-----	-46,090.54	-----	2,994,096.92
	2019-2020					7,291,862.84	-----	-----	506,092.84	-----	6,785,770.00
	2018-2019					5,889,196.51	-----	-----	267,119.10	5,622,077.41	-----
	No Year					4,730,656.12	-----	-----	1,714,313.93	-----	3,016,342.19

Footnotes at End of Chapter

Appropriations, Outlays, and Balances - Continued

Appropriation or Fund Account  Title	Account Symbol					Balances, Beginning of Fiscal Year	Appropriations and Other Obligational Authority <sup>1</sup>	Transfers Borrowings and Investment (Net) <sup>2</sup>	Outlays (Net)	Balances Withdrawn and Other Transactions <sup>3</sup>	Balances, End of Fiscal Year
	Period of Availability	ATA	AID	MAIN	SUB						
<b>Special Fund Accounts</b>	Subtotal		013	1250	000	209,796,399.61	611,000,000.00	-----	624,691,662.20	5,622,077.41	190,482,660.00
Grants to Manufacturers of Worsted Wool Fabrics, International Trade Commission, Commerce Fund Resources: Undisbursed Funds	No Year		013	5521	000	655,837.00	-----	-----	-----	-----	655,837.00
Total, International Trade Administration						210,452,236.61	611,000,000.00	-----	624,691,662.20	5,622,077.41	191,138,497.00
<b>Bureau of Industry and Security</b>											
<b>General Fund Accounts</b>											
Operations and Administration, Bureau of Industry and Security, Commerce Fund Resources: Undisbursed Funds	2022-2025		013	0300	000	1,710,495.84	-----	-----	1,146,954.10	-----	563,541.74
	2024					-----	115,000,000.00	-----	109,577,984.41	-----	5,422,015.59
	2022-2024					14,424,705.50	-----	-----	7,921,201.55	-----	6,503,503.95
	2023					22,111,758.23	-----	-----	7,041,408.85	-----	15,070,349.38
	2022					948,236.98	-----	-----	821,095.03	-----	127,141.95
	2019					88,294.90	-----	-----	-----	88,294.90	-----
	No Year					51,840,558.91	76,000,000.00	-----	93,808,301.93	-----	34,032,256.98
Subtotal			013	0300	000	91,124,050.36	191,000,000.00	-----	220,316,945.87	88,294.90	61,718,809.59
Total, Bureau of Industry and Security						91,124,050.36	191,000,000.00	-----	220,316,945.87	88,294.90	61,718,809.59
<b>Minority Business Development Agency</b>											
<b>General Fund Accounts</b>											
Minority Business Development, Minority Business Development Agency, Commerce Fund Resources: Undisbursed Funds	2024		013	0201	000	-----	68,250,000.00	-----	23,697,285.42	-----	44,552,714.58
	2023					47,075,101.02	-----	-----	34,770,969.82	-----	12,304,131.20
	2022					10,179,955.75	-----	-300,000.00	3,823,323.94	-----	6,056,631.81
	2021					4,177,330.92	-----	-300,000.00	902,601.18	-----	2,974,729.74
	2020-2021					267,881.81	-----	-----	-----	-----	267,881.81
	2020					1,217,724.69	-----	-----	8,806.24	-----	1,208,918.45
	2019					1,618,556.04	-----	-----	10,970.16	1,607,585.88	-----
	No Year					125,501,234.35	-----	-----	19,595,130.36	-----	105,906,103.99
Transfer To: BIA 477 Transfer Minority Business Development, Interior	2022	014	013	0201	020	-----	-----	300,000.00	300,000.00	-----	-----
	2021					-----	-----	300,000.00	300,000.00	-----	-----
Subtotal			013	0201	000	190,037,784.58	68,250,000.00	-----	83,409,087.12	1,607,585.88	173,271,111.58
Total, Minority Business Development Agency						190,037,784.58	68,250,000.00	-----	83,409,087.12	1,607,585.88	173,271,111.58

Footnotes at End of Chapter

### Appropriations, Outlays, and Balances - Continued

Appropriation or Fund Account  Title	Account Symbol				Balances, Beginning of Fiscal Year	Appropriations and Other Obligational Authority <sup>1</sup>	Transfers Borrowings and Investment (Net) <sup>2</sup>	Outlays (Net)	Balances Withdrawn and Other Transactions <sup>3</sup>	Balances, End of Fiscal Year	
	Period of Availability	ATA	AID	MAIN							SUB
<b>National Oceanic and Atmospheric Administration</b>											
<b>General Fund Accounts</b>											
Operations, Research and Facilities, National Oceanic and Atmospheric Administration, Commerce Fund Resources:											
Undisbursed Funds	2024-2026		013	1450	000	-----	3,696,524.00	-----	74,912.07	-----	3,621,611.93
	2022-2026					2,511,339,339.07	-----	-----	389,001,389.35	-----	2,122,337,949.72
	2024-2025					-----	5,062,357,400.00	-----	2,485,275,143.63	-----	2,577,082,256.37
	2023-2025					3,021,073.27	-----	-----	1,739,393.41	-----	1,281,679.86
	2024					-----	36,361,300.00	-----	35,627,113.46	-----	734,186.54
	2023-2024					2,622,877,353.88	-----	-----	1,491,319,239.44	-----	1,131,558,114.44
	2022-2024					699,519.22	-----	-----	393,193.19	-----	306,326.03
	2023					2,608,410.11	-----	-----	182,189.28	-----	2,426,220.83
	2022-2023					1,152,927,921.36	-----	-----	468,761,431.33	-----	684,166,490.03
	2021-2023					250,105.78	-----	-----	67,085.12	-----	183,020.66
	2020-2023					3,902,003.08	-----	-----	3,019,366.59	-----	882,636.49
	2022					1,075,621.58	-----	-----	641.97	-----	1,074,979.61
	2021-2022					235,490,397.71	-----	-----	103,806,287.69	-----	131,684,110.02
	2020-2022					56.23	-----	-----	-----	-----	56.23
	2021					3,328,452.49	-----	-----	-----	-----	3,328,452.49
	2020-2021					107,441,641.69	-----	-----	40,235,306.78	-----	67,206,334.91
	2019-2021					834,046.17	-----	-----	388,048.42	-----	445,997.75
	2020					889,944.75	-----	-----	-----	-----	889,944.75
	2019-2020					87,277,536.79	-----	-----	20,688,363.48	-----	66,589,173.31
	2018-2020					20,116.52	-----	-----	-----	-----	20,116.52
	2019					1,999,126.12	-----	-----	-----	1,999,126.12	-----
	2018-2019					52,957,685.77	-----	-----	4,487,631.16	48,470,054.61	-----
	2017-2019					6,297.59	-----	-----	-----	6,297.59	-----
	No Year					338,407,366.37	371,808,517.00	-----	567,622,997.20	-----	142,592,886.17
Funds Held Outside the Treasury						396,049.27	-----	-6,000.00	-----	-----	390,049.27
Subtotal			013	1450	000	7,127,750,064.82	5,474,223,741.00	-6,000.00	5,612,689,733.57	50,475,478.32	6,938,802,593.93
Pacific Coastal Salmon Recovery, National Oceanic and Atmospheric, Commerce Fund Resources:											
Undisbursed Funds	2022-2026		013	1451	000	15,000,000.00	-----	-----	407,137.07	-----	14,592,862.93
	2024-2025					-----	99,300,600.00	-----	271,522.40	-----	99,029,077.60
	2023-2024					98,800,328.96	-----	-----	10,371,445.59	-----	88,428,883.37
	2022-2023					81,258,781.61	-----	-----	16,457,511.00	-----	64,801,270.61
	2021-2022					45,032,144.87	-----	-----	13,818,334.05	-----	31,213,810.82
	2020-2021					27,873,456.35	-----	-----	10,043,309.15	-----	17,830,147.20

Footnotes at End of Chapter

Appropriations, Outlays, and Balances - Continued

Appropriation or Fund Account  Title	Account Symbol				Balances, Beginning of Fiscal Year	Appropriations and Other Obligational Authority <sup>1</sup>	Transfers Borrowings and Investment (Net) <sup>2</sup>	Outlays (Net)	Balances Withdrawn and Other Transactions <sup>3</sup>	Balances, End of Fiscal Year
	Period of Availability	ATA	AID	MAIN						
	2019-2020				15,851,313.95	-----	-----	15,137,170.00	-----	714,143.95
	2018-2019				2,750,245.37	-----	-----	2,119,138.47	631,106.90	-----
	Subtotal		013	1451	000	286,566,271.11	99,300,600.00	68,625,567.73	631,106.90	316,610,196.48
Gulf Coast Ecosystem Restoration Science, Observation, Monitoring and Technology, National Oceanic and Atmospheric Administration, Commerce Fund Resources:										
Undisbursed Funds	No Year		013	1455	000	11,891,077.79	-----	-3,291,090.87	-----	15,182,168.66
Fisheries Finance Program Account, National Oceanic and Atmospheric Administration, Commerce Fund Resources:										
Undisbursed Funds	No Year		013	1456	000	3,144,777.54	202,449.17	202,449.17	-----	3,144,777.54
Procurement, Acquisition and Construction, National Oceanic and Atmospheric Administration, Commerce Fund Resources:										
Undisbursed Funds	2024-2026		013	1460	000	-----	1,592,827,895.00	-----	268,156,124.13	1,324,671,770.87
	2022-2026				776,322,618.67	-----	-----	87,508,010.97	-----	688,814,607.70
	2024-2025				-----	1,810,000.00	-----	-----	-----	1,810,000.00
	2023-2025				1,281,205,199.16	-----	-----	592,517,686.54	-----	688,687,512.62
	2023-2024				5,400,000.00	-----	-----	315,824.89	-----	5,084,175.11
	2022-2024				714,496,000.55	-----	-----	430,730,533.69	-----	283,765,466.86
	2021-2023				251,395,632.84	-----	-----	88,160,339.59	-----	163,235,293.25
	2021-2022				483,814.01	-----	-----	66,769.31	-----	417,044.70
	2020-2022				148,525,525.37	-----	-----	81,158,545.29	-----	67,366,980.08
	2020-2021				27,105.63	-----	-----	26,128.31	-----	977.32
	2019-2021				28,952,295.06	-----	-----	8,369,295.23	-----	20,582,999.83
	2019-2020				32,978.30	-----	-----	25,822.14	-----	7,156.16
	2018-2020				26,578,555.16	-----	-----	16,480,983.01	-----	10,097,572.15
	2017-2019				8,535,044.32	-----	-----	257,067.59	8,277,976.73	-----
	No Year				1,124,708,719.68	167,218,239.00	-----	217,400,341.03	-----	1,074,526,617.65
	Subtotal		013	1460	000	4,366,663,488.75	1,761,856,134.00	1,791,173,471.72	8,277,976.73	4,329,068,174.30
NOAA Accrual Contribution to the Uniformed Services Retiree Health, Commerce Fund Resources:										
Undisbursed Funds	2024		013	1465	000	-----	2,223,000.00	2,223,000.00	-----	-----
IT System Modernization and Working Capital Fund, NOAA, Commerce Fund Resources:										
Undisbursed Funds	No Year		013	2047	000	-----	-----	4,838,000.00	-----	4,838,000.00
Fisheries Disaster Assistance, National Oceanic and Atmospheric Administration, Commerce Fund Resources:										
Undisbursed Funds	2024		013	2055	000	-----	299,700.00	133,613.60	-----	166,086.40
	2023				290,976.70	-----	-----	278,053.53	-----	12,923.17

Footnotes at End of Chapter



## Appropriations, Outlays, and Balances - Continued

Appropriation or Fund Account  Title	Account Symbol				Balances, Beginning of Fiscal Year	Appropriations and Other Obligational Authority <sup>1</sup>	Transfers Borrowings and Investment (Net) <sup>2</sup>	Outlays (Net)	Balances Withdrawn and Other Transactions <sup>3</sup>	Balances, End of Fiscal Year	
	Period of Availability	ATA	AID	MAIN							SUB
	2021				18,993,667.48	-----	-----	12,441,817.43	-----	6,551,850.05	
	2020-2021				3,770,688.34	-----	-----	1,139,036.05	-----	2,631,652.29	
	No Year				630,419,983.06	-----	-----	58,275,308.10	-----	572,144,674.96	
	Subtotal		013	2055	000	653,475,315.58	299,700.00	-----	72,267,828.71	-----	581,507,186.87
<b>Special Fund Accounts</b>											
Fishermen's Contingency Fund, National Oceanic and Atmospheric Administration, Commerce Fund Resources:											
Undisbursed Funds	No Year		013	5120	000	930,309.41	27,410.82	-----	49,214.08	-----	908,506.15
Foreign Fishing Observer Fund, National Oceanic and Atmospheric Administration, Commerce Fund Resources:											
Undisbursed Funds	No Year		013	5122	000	1,474,034.59	52,239.90	-----	-----	-----	1,526,274.49
Promote and Develop Fishery Products and Research Pertaining to American Fisheries, National Oceanic and Atmospheric Administration, Commerce Fund Resources:											
Undisbursed Funds	No Year		013	5139	000	45,363,375.11	7,841,204.00	-----	10,949,538.19	-----	42,255,040.92
Marine Mammal Unusual Mortality Event Fund, National Oceanic and Atmospheric Administration, Commerce Fund Resources:											
Undisbursed Funds	No Year		013	5283	000	35,851.32	-----	-----	-----	-----	35,851.32
Limited Access System Administration Fund, National Oceanic and Atmospheric Administration, Commerce Fund Resources:											
Undisbursed Funds	No Year		013	5284	000	26,392,294.35	12,385,009.34	-----	13,047,577.90	-----	25,729,725.79
Environmental Improvement and Restoration Fund, National Oceanic and Atmospheric Administration, Commerce Fund Resources:											
Undisbursed Funds	No Year		013	5362	000	25,101,948.14	7,241,984.08	-----	7,372,029.89	-----	24,971,902.33
Western Pacific Sustainable Fisheries Fund, National Oceanic and Atmospheric Administration, Commerce Fund Resources:											
Undisbursed Funds	No Year		013	5439	000	2,171,934.56	750,000.00	-----	48,498.07	-----	2,873,436.49
Fisheries Enforcement Asset Forfeiture Fund, National Oceanic and Atmospheric Administration, Commerce Fund Resources:											
Undisbursed Funds	No Year		013	5583	000	10,744,507.66	1,441,467.21	-106,437.08	1,554,845.97	-----	10,524,691.82
Funds Held Outside the Treasury						-----	-----	106,437.08	-----	-----	106,437.08
	Subtotal		013	5583	000	10,744,507.66	1,441,467.21	-----	1,554,845.97	-----	10,631,128.90
Sanctuaries Enforcement Asset Forfeiture Fund, National Oceanic and Atmospheric Administration, Commerce Fund Resources:											
Undisbursed Funds	No Year		013	5584	000	1,717,596.16	80,395.68	-----	234,195.60	-----	1,563,796.24

Footnotes at End of Chapter

Appropriations, Outlays, and Balances - Continued

Appropriation or Fund Account  Title	Account Symbol				Balances, Beginning of Fiscal Year	Appropriations and Other Obligational Authority <sup>1</sup>	Transfers Borrowings and Investment (Net) <sup>2</sup>	Outlays (Net)	Balances Withdrawn and Other Transactions <sup>3</sup>	Balances, End of Fiscal Year	
	Period of Availability	ATA	AID	MAIN							SUB
North Pacific Fishery Observer Fund, National Oceanic and Atmospheric Administration, Commerce Fund Resources: Undisbursed Funds	No Year		013	5598	000	7,179,341.17	4,019,638.11	-----	2,595,720.41	-----	8,603,258.87
<b>Public Enterprise Funds</b>											
Coastal Zone Management Fund, National Oceanic Atmospheric Administration, Commerce Fund Resources: Undisbursed Funds	No Year		013	4313	000	-----	-----	-----	-307,372.66	4 307,372.66	-----
Damage Assessment and Restoration Revolving Fund, National Oceanic and Atmospheric Administration, Commerce Fund Resources: Undisbursed Funds	No Year		013	4316	000	328,157,918.94	5,793,921.00	47,452,266.65	65,253,428.09	-----	316,150,678.50
<b>Trust Fund Accounts</b>											
Seafood Inspection Program, National Oceanic and Atmospheric Administration Fund Resources: Undisbursed Funds	No Year		013	8470	000	8,185,563.49	-----	-----	158,104.91	-----	8,027,458.58
Total, National Oceanic and Atmospheric Administration						12,906,945,670.49	7,377,738,894.31	52,284,266.65	7,644,846,740.48	59,691,934.61	12,632,430,156.36
<b>U.S. Patent and Trademark Office</b>											
<b>General Fund Accounts</b>											
Salaries and Expenses, United States Patent and Trademark Office, Commerce Fund Resources: Undisbursed Funds	No Year		013	1006	000	2,924,653,169.14	-2,460,000.00	-----	109,060,892.92	-----	2,813,132,276.22
Total, U.S. Patent and Trademark Office						2,924,653,169.14	-2,460,000.00	-----	109,060,892.92	-----	2,813,132,276.22
<b>National Technical Information Service</b>											
<b>Public Enterprise Funds</b>											
NTIS Revolving Fund, National Technical Information Service, Commerce Fund Resources: Undisbursed Funds	No Year		013	4295	000	20,783,762.18	-----	-----	1,289,826.02	-----	19,493,936.16
Total, National Technical Information Service						20,783,762.18	-----	-----	1,289,826.02	-----	19,493,936.16
<b>National Institute of Standards and Technology</b>											
<b>General Fund Accounts</b>											
Scientific and Technical Research and Services, National Institute of Standards and Technology, Commerce Fund Resources: Undisbursed Funds	2022-2023		013	0500	000	5,353,126.02	-----	-----	3,848,857.35	-----	1,504,268.67
	2021					2,727.46	-----	-----	-----	-----	2,727.46
	2020-2021					97,598.88	-----	-----	-----	-----	97,598.88
	2020					3,234.94	-----	-----	-----	-----	3,234.94

Footnotes at End of Chapter

**Appropriations, Outlays, and Balances - Continued**

Appropriation or Fund Account  Title	Account Symbol				Balances, Beginning of Fiscal Year	Appropriations and Other Obligational Authority <sup>1</sup>	Transfers Borrowings and Investment (Net) <sup>2</sup>	Outlays (Net)	Balances Withdrawn and Other Transactions <sup>3</sup>	Balances, End of Fiscal Year	
	Period of Availability	ATA	AID	MAIN							SUB
	2019				24,111.22	-----	-----	-----	24,111.22	-----	
	No Year				1,057,223,793.22	1,135,400,000.00	5,700,000.00	1,038,050,683.70	-----	1,160,273,109.52	
	Subtotal		013	0500	000	1,062,704,591.74	1,135,400,000.00	5,700,000.00	1,041,899,541.05	24,111.22	1,161,880,939.47
Wireless Innovation(WIN) Fund, National Institute of Standards and Technology, Commerce Fund Resources: Undisbursed Funds	2012-2022		013	0513	000	20,868,111.16	-----	-----	12,724,836.24	-----	8,143,274.92
Construction of Research Facilities, National Institute of Standards and Technology, Commerce Fund Resources: Undisbursed Funds	No Year		013	0515	000	718,649,966.65	168,000,000.00	-----	177,064,758.55	-----	709,585,208.10
Creating Helpful Incentives to Produce Semiconductors (CHIPS) for America Fund, NIST, Commerce Fund Resources: Undisbursed Funds	No Year		013	0520	000	23,923,091,494.09	4,990,685,000.00	-500,000,000.00	856,471,371.96	-----	27,557,305,122.13
Creating Helpful Incentives to Produce Semiconductors (CHIPS) Loan Program Account, National Institute of Standards and Technology, Commerce Fund Resources: Undisbursed Funds	No Year		013	0521	000	-----	-----	500,000,000.00	-----	-----	500,000,000.00
Industrial Technology Services, National Institute of Standards and Technology, Commerce Fund Resources: Undisbursed Funds	2021-2022		013	0525	000	75,446,034.76	-----	-----	55,282,546.78	-----	20,163,487.98
	2020-2021				683,826.41	-----	-----	-----	-----	-----	683,826.41
	No Year				6,575,726,070.10	1,457,000,000.00	-----	205,680,282.51	-----	7,827,045,787.59	
	Subtotal		013	0525	000	6,651,855,931.27	1,457,000,000.00	-----	260,962,829.29	-----	7,847,893,101.98
<b>Intragovernmental Funds</b>											
Working Capital Fund, National Institute of Standards and Technology, Commerce Fund Resources: Undisbursed Funds	No Year		013	4650	000	351,961,192.52	-----	-----	-36,046,270.65	<sup>4</sup> 10,000,000.00	378,007,463.17
Total, National Institute of Standards and Technology					32,729,131,287.43	7,751,085,000.00	5,700,000.00	2,313,077,066.44	10,024,111.22	38,162,815,109.77	
<b>National Telecommunications and Information Administration</b>											
<b>General Fund Accounts</b>											
State and Local Implementation Fund, National Telecommunications and Information Administration, Commerce Fund Resources: Undisbursed Funds	2012-2022		013	0516	000	19,217,879.30	-----	-----	10,662.81	-----	19,207,216.49
Salaries and Expenses, National Telecommunications and Information Administration, Commerce Fund Resources: Undisbursed Funds	2024-2025		013	0550	000	-----	57,000,000.00	-----	23,134,261.92	-----	33,865,738.08
	2023-2024				47,131,750.53	-----	-----	27,100,671.01	-----	20,031,079.52	

Footnotes at End of Chapter

Appropriations, Outlays, and Balances - Continued

Appropriation or Fund Account  Title	Account Symbol				Balances, Beginning of Fiscal Year	Appropriations and Other Obligational Authority <sup>1</sup>	Transfers Borrowings and Investment (Net) <sup>2</sup>	Outlays (Net)	Balances Withdrawn and Other Transactions <sup>3</sup>	Balances, End of Fiscal Year
	Period of Availability	ATA	AID	MAIN						
	2022-2023				11,741,960.18	-----	-----	5,418,990.23	-----	6,322,969.95
	2021-2022				1,596,781.99	-----	-----	481,428.57	-----	1,115,353.42
	2020-2021				1,285,630.98	-----	-----	11,493.22	-----	1,274,137.76
	2019-2020				172,425.26	-----	-----	48,377.80	-----	124,047.46
	2019				1,368,712.18	-----	-----	3,447.50	1,365,264.68	-----
	2018-2019				1,070,076.76	-----	-----	-----	1,070,076.76	-----
	No Year				77,298,771.48	-----	-----	20,802,851.70	-----	56,495,919.78
	Subtotal		013	0550	000	141,666,109.36	57,000,000.00	77,001,521.95	2,435,341.44	119,229,245.97
Public Telecommunications Facilities, Planning and Construction, National Telecommunications and Information, Commerce Fund Resources:										
Undisbursed Funds	No Year		013	0551	000	1,201,009.56	-----	1,353.33	-----	1,199,656.23
Broadband Connectivity Fund, National Telecommunications and Information Administration, Commerce Fund Resources:										
Undisbursed Funds	No Year		013	0560	000	3,093,081,594.75	-----	7,000,000.00	288,312,129.65	2,811,769,465.10
Connecting Minority Communities Fund, National Telecommunications and Information Administration, Commerce Fund Resources:										
Undisbursed Funds	No Year		013	0561	000	235,971,767.57	-----	8,500,000.00	85,955,825.64	158,515,941.93
Broadband Equity, Access, and Deployment Program, National Telecommunications and Information Administration, Commerce Fund Resources:										
Undisbursed Funds	No Year		013	0562	000	42,290,407,316.85	-----	-38,300,000.00	203,347,684.33	42,048,759,632.52
Digital Equity, National Telecommunications and Information Administration, Commerce Fund Resources:										
Undisbursed Funds	No Year		013	0563	000	1,073,685,844.71	549,000,000.00	-----	43,606,454.31	1,579,079,390.40
Middle Mile Deployment, National Telecommunications and Information Administration, Commerce Fund Resources:										
Undisbursed Funds	2022-2026		013	0564	000	985,730,374.17	-----	-----	46,996,102.34	938,734,271.83
	No Year				-----	-----	22,800,000.00	1,879,121.03	-----	20,920,878.97
	Subtotal		013	0564	000	985,730,374.17	-----	22,800,000.00	48,875,223.37	959,655,150.80
Public Wireless Supply Chain Innovation Fund, National Telecommunications and Information Administration, Commerce Fund Resources:										
Undisbursed Funds	2023-2032		013	0565	000	1,330,000,000.00	-----	-----	17,764,365.55	1,312,235,634.45
	2022-2031				144,333,671.49	-----	-----	6,920,001.88	-----	137,413,669.61
	Subtotal		013	0565	000	1,474,333,671.49	-----	-----	24,684,367.43	1,449,649,304.06
Facilities Management and Construction, National Telecommunications										

Footnotes at End of Chapter

## Appropriations, Outlays, and Balances - Continued

Appropriation or Fund Account  Title	Account Symbol				Balances, Beginning of Fiscal Year	Appropriations and Other Obligational Authority <sup>1</sup>	Transfers Borrowings and Investment (Net) <sup>2</sup>	Outlays (Net)	Balances Withdrawn and Other Transactions <sup>3</sup>	Balances, End of Fiscal Year
	Period of Availability	ATA	AID	MAIN						
and Information Administration, Commerce Fund Resources: Undisbursed Funds	No Year		013	2056	000	----- 2,000,000.00	----- -----	280,557.67	----- -----	1,719,442.33
<b>Special Fund Accounts</b>										
Digital Television Transition and Public Safety Fund, National Telecommunications and Information Administration, Commerce Fund Resources: Undisbursed Funds	No Year		013	5396	000	8,811,748,677.99	----- -----	----- -----	----- -----	8,811,748,677.99
<b>Public Enterprise Funds</b>										
Network Construction Fund, Telecommunications and Information Administration, Commerce Fund Resources: Undisbursed Funds	2012-2022		013	4358	000	379,261,357.76	----- -----	340,732,910.53	----- -----	38,528,447.23
First Responder Network Authority, National Telecommunications and Information Administration, Commerce Fund Resources: Undisbursed Funds	2012-2027		013	4421	000	503,626,262.61	----- -----	-450,795,460.61	----- -----	954,421,723.22
<b>Trust Fund Accounts</b>										
Public Safety Trust Fund, National Telecommunications and Information Administration, Commerce Fund Resources: Undisbursed Funds	2012-2022		013	8233	000	516,712.68	----- -----	6,980.10	----- -----	509,732.58
Total, National Telecommunications and Information Administration						59,010,448,578.80	608,000,000.00	----- 662,020,210.51	2,435,341.44	58,953,993,026.85
<b>Deductions for Offsetting Receipts</b>										
Proprietary Receipts from the Public						----- -----	143,093,638.70	----- -----	126,947,119.85	----- -----
Intrabudgetary Receipts Deducted by Agency						----- -----	-6,274,313.28	----- -----	-6,274,313.28	----- -----
Offsetting Governmental Receipts						----- -----	-1,521,862.89	----- -----	-1,521,862.89	----- -----
Total, Offsetting Receipts						----- -----	135,297,462.53	----- -----	119,150,943.68	----- -----
Total, Department of Commerce						138,270,085,906.64	6,361,525,652.07	42,589,050.65	14,831,117,302.52	106,733,398.45
<b>Memorandum</b>										
<b>Financing Accounts</b>										
<b>Public Enterprise Funds</b>										
Fisheries Finance, Direct Loan Financing Account, National Oceanic Atmospheric Administration, Commerce Fund Resources: Undisbursed Funds	No Year		013	4324	000	1,450,499.32	----- -----	90,177,166.36	91,363,604.02	----- 264,061.66
Authority to Borrow from the Treasury						286,361,350.11	71,285,259.82	-118,774,747.33	----- 3,418,010.05	235,453,852.55
	Subtotal		013	4324	000	287,811,849.43	71,285,259.82	-28,597,580.97	91,363,604.02	3,418,010.05
Total, Financing Accounts						287,811,849.43	71,285,259.82	-28,597,580.97	91,363,604.02	3,418,010.05

Footnotes at End of Chapter

---

**Footnotes**

---

- 1 The amounts in this column, unless otherwise footnoted, represent appropriations, increases and rescissions in borrowing authority or new contract authority. Appropriation accounts with appropriation transfer activity are presented in Table 1 (Appropriations and Appropriation Transfers) at the end of this chapter.
- 2 The amounts in this column, unless otherwise footnoted, represent transfers - other than appropriation transfers, borrowings (gross), investments (net), unrealized discounts or funds held outside the Treasury.
- 3 The amounts in this column, unless otherwise footnoted, represent obligated balances canceled for fiscal year 2019 pursuant to 31 U.S.C. 1553 and adjustments to borrowing and contract authority.
- 4 Represents capital transfer to miscellaneous receipts.
- 5 Subject to disposition by the administrative agency.

## Appropriations, Outlays, and Balances - Continued

### Footnotes

Table 1 - Appropriations and Appropriation Transfers - Department of Commerce

AID	ATA	Period of Availability	MAIN	Net Appropriations and Appropriation Transfers	Appropriation Amount	Net Appropriation Transfers	AID Involved	ATA Involved	Period of Availability Involved	MAIN Involved	Amount From or To (-)
013		X	0125	5,000,000.00	0.00	5,000,000.00	013		X	2050	5,000,000.00
013		X	0126	8,450,000.00	0.00	8,450,000.00	013		X	0520	5,000,000.00
							013		X	0563	1,000,000.00
							013		X	1006	2,450,000.00
013		X	0133	-44,000,000.00	0.00	-44,000,000.00	013		X	1460	-44,000,000.00
013		X	0500	1,135,400,000.00	1,080,000,000.00	55,400,000.00	013		X	0520	53,900,000.00
							015		X	0404	1,500,000.00
013		X	0520	4,996,100,000.00	6,300,000,000.00	-1,303,900,000.00	013		X	0126	-5,000,000.00
							013		X	0500	-53,900,000.00
							013		X	0525	-1,245,000,000.00
013		X	0525	1,457,000,000.00	212,000,000.00	1,245,000,000.00	013		X	0520	1,245,000,000.00
013		X	0563	549,000,000.00	550,000,000.00	-1,000,000.00	013		X	0126	-1,000,000.00
013		X	1006	-2,460,000.00	0.00	-2,460,000.00	013		X	0126	-2,450,000.00
							019		X	1005	-10,000.00
013		X	1450	371,808,517.00	0.00	371,808,517.00	012		X	1106	2,163,175.00
							013		X	1460	123,342.00
							013		X	5139	369,522,000.00
013		24	1450	36,361,300.00	36,361,000.00	300.00	013		24	2055	300.00
013		2425	1450	5,062,357,400.00	5,064,068,000.00	-1,710,600.00	013		2425	1451	99,400.00
							013		2425	1460	-1,810,000.00
013		2426	1450	3,696,524.00	0.00	3,696,524.00	013		2426	1460	3,696,524.00
013		2425	1451	99,300,600.00	99,400,000.00	-99,400.00	013		2425	1450	-99,400.00
013		X	1460	167,218,239.00	0.00	167,218,239.00	013		X	0133	44,000,000.00
							013		X	1450	-123,342.00
							013		2426	1460	123,341,581.00
013		2425	1460	1,810,000.00	0.00	1,810,000.00	013		2425	1450	1,810,000.00
013		2426	1460	1,592,827,895.00	1,719,866,000.00	-127,038,105.00	013		2426	1450	-3,696,524.00
							013		X	1460	-123,341,581.00
013		X	2050	389,000,000.00	400,000,000.00	-11,000,000.00	013		X	0125	-5,000,000.00
							517		X	0750	-3,000,000.00
							573		X	3742	-3,000,000.00
013		24	2055	299,700.00	300,000.00	-300.00	013		24	1450	-300.00

**Footnotes**

Table 1 - Appropriations and Appropriation Transfers - Department of Commerce

AID	ATA	Period of Availability	MAIN	Net Appropriations and Appropriation Transfers	Appropriation Amount	Net Appropriation Transfers	AID Involved	ATA Involved	Period of Availability Involved	MAIN Involved	Amount From or To (-)
013		X	4316	5,793,921.00	0.00	5,793,921.00	014		X	5198	5,793,921.00
013		X	5139	7,841,204.00	0.00	7,841,204.00	012		X	5209	377,363,204.00
							013		X	1450	-369,522,000.00
013		X	5362	7,241,984.08	0.00	7,241,984.08	014		X	5425	7,241,984.08
Total				15,850,047,284.08	15,461,995,000.00	388,052,284.08					388,052,284.08



**This Page Left Blank Intentionally**

---

Appropriations, Outlays, and Balances - Continued

Appropriation or Fund Account  Title	Account Symbol				Balances, Beginning of Fiscal Year	Appropriations and Other Obligational Authority <sup>1</sup>	Transfers Borrowings and Investment (Net) <sup>2</sup>	Outlays (Net)	Balances Withdrawn and Other Transactions <sup>3</sup>	Balances, End of Fiscal Year
	Period of Availability	ATA	AID	MAIN						
<b>Department of Defense--Military Programs</b>										
<b>Military Personnel</b>										
<b>Department of the Army</b>										
<b>General Fund Accounts</b>										
Medicare-Eligible Retiree Health Fund Contribution, Army Fund Resources:										
Undisbursed Funds	2024		021	1004	000	-----	2,846,715,000.00	-----	2,846,715,000.00	-----
Medicare-Eligible Retiree Health Fund Contribution, Reserve Personnel, Army Fund Resources:										
Undisbursed Funds	2024		021	1005	000	-----	510,346,000.00	-----	510,346,000.00	-----
Medicare-Eligible Retiree Health Fund Contribution, National Guard Personnel, Army Fund Resources:										
Undisbursed Funds	2024		021	1006	000	-----	943,772,000.00	-----	943,772,000.00	-----
Military Personnel, Army Fund Resources:										
Undisbursed Funds	2024-2025		021	2010	000	-----	207,158,000.00	-----	179,441,430.00	-----
	2024					-----	49,981,859,000.00	902,922,500.00	47,941,045,410.43	-----
	2023					2,150,949,915.67	-----	-----	1,848,274,833.22	-----
	2022					66,059,360.07	-----	-----	47,286,220.80	-----
	2021					2,259,308.79	-----	-----	-13,909,684.41	-----
	2020					82,869,613.81	-----	-----	8,420,121.65	-----
	2019					43,389,491.25	-----	-----	35,454,701.92	7,934,789.33
	No Year					1,650,344.92	-----	-----	708,202.92	-----
	Subtotal		021	2010	000	2,347,178,034.51	50,189,017,000.00	902,922,500.00	50,046,721,236.53	7,934,789.33
National Guard Personnel, Army Fund Resources:										
Undisbursed Funds	2024		021	2060	000	-----	10,032,629,000.00	5,800,000.00	9,417,190,610.46	-----
	2023					394,181,258.09	-----	-----	249,767,918.45	-----
	2022					9,827,108.63	-----	60,000,000.00	33,240,224.74	-----
	2021					<sup>4</sup> 66,375,817.69	-----	-----	35,269,800.56	-----
	2020					16,322,217.72	-----	-----	-13,141,602.89	-----
	2019					128,701,576.20	-----	-----	12,600,132.07	116,101,444.13
	Subtotal		021	2060	000	615,407,978.33	10,032,629,000.00	65,800,000.00	9,734,927,083.39	116,101,444.13
Reserve Personnel, Army Fund Resources:										
Undisbursed Funds	2024		021	2070	000	-----	5,374,191,000.00	45,000,000.00	5,011,110,300.78	-----
	2023					322,012,073.07	-----	-----	194,053,682.64	-----
	2022					185,620,290.52	-----	-50,000,000.00	15,272,117.48	-----
	2021					-4,359,873.09	-----	36,519,000.00	5,751,128.32	-----

Footnotes at End of Chapter

## Appropriations, Outlays, and Balances - Continued

Appropriation or Fund Account  Title	Account Symbol				Balances, Beginning of Fiscal Year	Appropriations and Other Obligational Authority <sup>1</sup>	Transfers Borrowings and Investment (Net) <sup>2</sup>	Outlays (Net)	Balances Withdrawn and Other Transactions <sup>3</sup>	Balances, End of Fiscal Year
	Period of Availability	ATA	AID	MAIN						
	2020				83,688,858.62	-----	-----	1,732,705.06	-----	81,956,153.56
	2019				43,082,261.44	-----	-----	31,638,553.74	11,443,707.70	-----
	Subtotal		021	2070	630,043,610.56	5,374,191,000.00	31,519,000.00	5,259,558,488.02	11,443,707.70	764,751,414.84
Total, Military Personnel, Department of the Army					3,592,629,623.40	69,896,670,000.00	1,000,241,500.00	69,342,039,807.94	135,479,941.16	5,012,021,374.30
<b>Department of the Navy</b>										
<b>General Fund Accounts</b>										
Medicare-Eligible Retiree Health Fund Contribution, Navy										
Fund Resources:										
Undisbursed Funds										
	2024		017	1000	-----	2,175,657,000.00	-----	2,175,657,000.00	-----	-----
Medicare-Eligible Retiree Health Fund Contribution, Marine Corps										
Fund Resources:										
Undisbursed Funds										
	2024		017	1001	-----	1,102,941,000.00	-----	1,102,941,000.00	-----	-----
Medicare-Eligible Retiree Health Fund Contribution, Reserve Personnel, Navy										
Fund Resources:										
Undisbursed Funds										
	2024		017	1002	-----	183,698,000.00	-----	183,698,000.00	-----	-----
Medicare-Eligible Retiree Health Fund Contribution, Reserve Personnel, Marine Corps										
Fund Resources:										
Undisbursed Funds										
	2024		017	1003	-----	94,316,000.00	-----	94,316,000.00	-----	-----
Military Personnel, Marine Corps										
Fund Resources:										
Undisbursed Funds										
	2024-2025		017	1105	-----	3,538,000.00	-----	1,214,182.71	-----	2,323,817.29
	2024				-----	15,401,202,000.00	15,376,000.00	14,411,298,982.41	-----	1,005,279,017.59
	2023				413,103,926.44	-----	-30,000,000.00	305,126,828.92	-----	77,977,097.52
	2022				37,319,603.46	-----	-----	19,003,008.95	-----	18,316,594.51
	2021				32,282,723.85	-----	-----	6,859,900.20	-----	25,422,823.65
	2020				31,819,365.39	-----	-----	1,466,406.17	-----	30,352,959.22
	2019				31,080,490.78	-----	-----	-210,155.37	31,290,646.15	-----
	Subtotal		017	1105	545,606,109.92	15,404,740,000.00	-14,624,000.00	14,744,759,153.99	31,290,646.15	1,159,672,309.78
Reserve Personnel, Marine Corps										
Fund Resources:										
Undisbursed Funds										
	2024		017	1108	-----	917,326,000.00	-----	865,964,152.33	-----	51,361,847.67
	2023				32,885,680.11	-----	-----	24,499,386.86	-----	8,386,293.25
	2022				32,509,760.30	-----	-8,000,000.00	7,029,644.05	-----	17,480,116.25
	2021				1,237,797.02	-----	-----	472,089.58	-----	765,707.44
	2020				794,597.17	-----	-----	466,084.64	-----	328,512.53
	2019				6,055,909.19	-----	-----	62,056.05	5,993,853.14	-----
	Subtotal		017	1108	73,483,743.79	917,326,000.00	-8,000,000.00	898,493,413.51	5,993,853.14	78,322,477.14

Footnotes at End of Chapter

Appropriations, Outlays, and Balances - Continued

Appropriation or Fund Account  Title	Account Symbol				Balances, Beginning of Fiscal Year	Appropriations and Other Obligational Authority <sup>1</sup>	Transfers Borrowings and Investment (Net) <sup>2</sup>	Outlays (Net)	Balances Withdrawn and Other Transactions <sup>3</sup>	Balances, End of Fiscal Year
	Period of Availability	ATA	AID	MAIN						
Reserve Personnel, Navy Fund Resources: Undisbursed Funds	2024		017	1405	000	----- 2,479,664,000.00	----- -----	2,362,278,014.97	-----	117,385,985.03
	2023					73,545,719.36	----- -2,500,000.00	55,885,381.88	-----	15,160,337.48
	2022					27,539,198.45	----- -9,500,000.00	1,985,543.49	-----	16,053,654.96
	2021					3,780,663.00	-----	-359,961.60	-----	4,140,624.60
	2020					8,116,884.62	-----	-102,648.20	-----	8,219,532.82
	2019					8,907,008.12	-----	460.45	8,906,547.67	-----
	Subtotal		017	1405	000	121,889,473.55	2,479,664,000.00 -12,000,000.00	2,419,686,790.99	8,906,547.67	160,960,134.89
Military Personnel, Navy Fund Resources: Undisbursed Funds	2024		017	1453	000	----- 36,735,484,000.00	292,023,000.00	35,195,646,245.41	-----	1,831,860,754.59
	2023					834,593,564.63	----- -15,000,000.00	604,117,249.95	-----	215,476,314.68
	2022					211,384,553.43	----- -70,000,000.00	52,295,425.48	-----	89,089,127.95
	2021					88,037,850.20	-----	202,063.24	-----	87,835,786.96
	2020					47,159,907.61	-----	757,293.55	-----	46,402,614.06
	2019					55,608,111.15	-----	614,153.28	54,993,957.87	-----
	No Year					1,138,637.05	-----	-7,326.38	-----	1,145,963.43
	Subtotal		017	1453	000	1,237,922,624.07	36,735,484,000.00 207,023,000.00	35,853,625,104.53	54,993,957.87	2,271,810,561.67
Total, Military Personnel, Department of the Navy						1,978,901,951.33	59,093,826,000.00 172,399,000.00	57,473,176,463.02	101,185,004.83	3,670,765,483.48
<b>Department of the Air Force</b>										
<b>General Fund Accounts</b>										
Medicare-Eligible Retiree Health Fund Contribution, Air Force Fund Resources: Undisbursed Funds	2024		057	1007	000	----- 2,047,980,000.00	-----	2,047,980,000.00	-----	-----
Medicare-Eligible Retiree Health Fund Contribution, Reserve Personnel, Air Force Fund Resources: Undisbursed Funds	2024		057	1008	000	----- 198,046,000.00	-----	198,046,000.00	-----	-----
Medicare-Eligible Retiree Health Fund Contribution, National Guard Personnel, Air Force Fund Resources: Undisbursed Funds	2024		057	1009	000	----- 371,867,000.00	-----	371,867,000.00	-----	-----
Medicare-Eligible Retiree Health Fund Contribution, Space Force, Air Force Fund Resources: Undisbursed Funds	2024		057	1010	000	----- 58,016,000.00	-----	58,016,000.00	-----	-----
Military Personnel, Air Force Fund Resources: Undisbursed Funds	2024-2025		057	3500	000	----- -----	23,302,000.00 -----	10,174,672.86 -----	-----	13,127,327.14
	2024					----- 35,708,438,000.00	----- 227,923,580.00	33,760,661,142.85	-----	2,175,700,437.15

Footnotes at End of Chapter

## Appropriations, Outlays, and Balances - Continued

Appropriation or Fund Account  Title	Account Symbol				Balances, Beginning of Fiscal Year	Appropriations and Other Obligational Authority <sup>1</sup>	Transfers Borrowings and Investment (Net) <sup>2</sup>	Outlays (Net)	Balances Withdrawn and Other Transactions <sup>3</sup>	Balances, End of Fiscal Year
	Period of Availability	ATA	AID	MAIN						
	2023				800,210,013.05	-----	-----	552,430,401.71	-----	247,779,611.34
	2022				721,818,838.32	-----	-179,000,000.00	26,766,280.24	-----	516,052,558.08
	2021				293,296,878.11	-----	-----	6,705,774.25	-----	286,591,103.86
	2020				226,992,303.62	-----	-----	3,235,508.29	-----	223,756,795.33
	2019				427,703,784.58	-----	-----	-5,655,655.27	433,359,439.85	-----
	No Year				269,666.50	-----	-----	-2,533.40	-----	272,199.90
	Subtotal		057	3500	2,470,291,484.18	35,731,740,000.00	48,923,580.00	34,354,315,591.53	433,359,439.85	3,463,280,032.80
Military Personnel, Space Force, Air Force Fund Resources:										
Undisbursed Funds	2024-2025		057	3510	-----	4,192,000.00	-----	3,248,754.12	-----	943,245.88
	2024				-----	1,260,278,000.00	1,695,000.00	1,115,194,971.92	-----	146,778,028.08
	2023				65,397,765.95	-----	-----	5,915,224.69	-----	59,482,541.26
	Subtotal		057	3510	65,397,765.95	1,264,470,000.00	1,695,000.00	1,124,358,950.73	-----	207,203,815.22
Reserve Personnel, Air Force Fund Resources:										
Undisbursed Funds	2024		057	3700	-----	2,437,378,000.00	-----	<sup>5</sup> 2,230,822,473.34	-----	206,555,526.66
	2023				134,217,825.57	-----	-10,000,000.00	<sup>6</sup> 72,028,170.69	-----	52,189,654.88
	2022				42,518,128.56	-----	-10,000,000.00	4,912,880.32	-----	27,605,248.24
	2021				22,315,111.32	-----	-----	1,539,386.18	-----	20,775,725.14
	2020				41,721,728.83	-----	-----	953,209.77	-----	40,768,519.06
	2019				29,005,938.48	-----	-----	668,669.72	28,337,268.76	-----
	Subtotal		057	3700	269,778,732.76	2,437,378,000.00	-20,000,000.00	2,310,924,790.02	28,337,268.76	347,894,673.98
National Guard Personnel, Air Force Fund Resources:										
Undisbursed Funds	2024		057	3850	-----	5,349,364,000.00	-----	<sup>7</sup> 4,702,830,101.50	-----	646,533,898.50
	2023				195,125,034.24	-----	-30,000,000.00	<sup>8</sup> 77,230,370.05	-----	87,894,664.19
	2022				95,436,108.29	-----	-20,000,000.00	3,692,122.00	-----	71,743,986.29
	2021				73,733,206.94	-----	-----	2,898,165.04	-----	70,835,041.90
	2020				51,225,028.72	-----	-----	2,081,016.55	-----	49,144,012.17
	2019				20,827,398.88	-----	-----	1,620,420.41	19,206,978.47	-----
	Subtotal		057	3850	436,346,777.07	5,349,364,000.00	-50,000,000.00	4,790,352,195.55	19,206,978.47	926,151,603.05
Total, Military Personnel, Department of the Air Force					3,241,814,759.96	47,458,861,000.00	-19,381,420.00	45,255,860,527.83	480,903,687.08	4,944,530,125.05
<b>Defense Agencies</b>										
<b>General Fund Accounts</b>										
Concurrent Receipt Accrual Payments to the Military Retirement Fund, Defense Fund Resources:										
Undisbursed Funds	2024		097	0041	-----	19,874,141,000.00	-----	19,874,141,000.00	-----	-----
Total, Military Personnel, Defense Agencies					-----	19,874,141,000.00	-----	19,874,141,000.00	-----	-----

Footnotes at End of Chapter

Appropriations, Outlays, and Balances - Continued

Appropriation or Fund Account  Title	Account Symbol				Balances, Beginning of Fiscal Year	Appropriations and Other Obligational Authority <sup>1</sup>	Transfers Borrowings and Investment (Net) <sup>2</sup>	Outlays (Net)	Balances Withdrawn and Other Transactions <sup>3</sup>	Balances, End of Fiscal Year
	Period of Availability	ATA	AID	MAIN						
Total, Military Personnel					8,813,346,334.69	196,323,498,000.00	1,153,259,080.00	191,945,217,798.79	717,568,633.07	13,627,316,982.83
<b>Operation and Maintenance</b>										
<b>Department of the Army</b>										
<b>General Fund Accounts</b>										
Environmental Restoration, Army Fund Resources:										
Undisbursed Funds	No Year		021	0810	000	2,953,742.57	860,000.00	582,000.00		3,231,742.57
Operation and Maintenance, Army Fund Resources:										
Undisbursed Funds	2024-2026		021	2020	000			-2,143,402.53		2,143,402.53
	2024-2025						4,347,581,000.00			2,257,586,211.82
	2023-2025					1,777,061.93		-28,300.00		1,805,361.93
	2024						59,504,564,882.00	970,279,359.00		22,522,138,362.14
	2023-2024							24,128,746.00		21,643,495.22
	2022-2024					1,990,785.74		1,589,520.90		401,264.84
	2023					24,166,876,200.54		-41,083,553.00		6,050,367,981.74
	2022-2023					35,018,147.00		17,300,515.77		17,717,631.23
	2021-2023					-111,031.82				<sup>9</sup> -111,031.82
	2022					5,194,069,703.32		-45,000,000.00		2,654,973,048.14
	2021-2022					9,456,649.62		2,346,402.63		7,110,246.99
	2020-2022					-240,379.43		-4,300.00		<sup>9</sup> -236,079.43
	2021					2,634,569,008.81		660,173,671.30		1,974,395,337.51
	2020					3,809,235,926.09		321,886,211.24		3,487,349,714.85
	2019					2,055,246,965.77		226,307,616.75	1,828,939,349.02	
	No Year					336,377,397.32	183,680,872.00	6,941,582.00	<sup>10</sup> 258,877.00	386,616,876.77
	Subtotal		021	2020	000	38,244,266,434.89	64,035,826,754.00	915,266,134.00	61,982,259,272.41	39,383,901,824.46
Operation and Maintenance, Army National Guard Fund Resources:										
Undisbursed Funds	2024		021	2065	000		8,629,051,000.00		5,691,559,570.23	2,937,491,429.77
	2023-2024							8,118,659.00	780,500.00	7,338,159.00
	2023					2,911,893,599.06		-9,806,302.00	2,085,580,576.03	816,506,721.03
	2022-2023					10,017,628.00			507,062.50	9,510,565.50
	2022					718,215,519.28		-7,000,000.00	409,965,284.59	301,250,234.69
	2021-2022					6,090,052.05			1,109,520.25	4,980,531.80
	2021					346,113,291.83			120,706,067.47	225,407,224.36
	2020					235,549,552.31			41,358,553.58	194,190,998.73
	2019					196,038,011.46			20,123,628.19	175,914,383.27
	No Year					36,174,760.47			-1,454,282.20	37,629,042.67

Footnotes at End of Chapter

### Appropriations, Outlays, and Balances - Continued

Appropriation or Fund Account  Title	Account Symbol				Balances, Beginning of Fiscal Year	Appropriations and Other Obligational Authority <sup>1</sup>	Transfers Borrowings and Investment (Net) <sup>2</sup>	Outlays (Net)	Balances Withdrawn and Other Transactions <sup>3</sup>	Balances, End of Fiscal Year	
	Period of Availability	ATA	AID	MAIN							SUB
Operation and Maintenance, Army Reserve Fund Resources:											
Undisbursed Funds	Subtotal		021	2065	000	4,460,092,414.46	8,629,051,000.00	-8,687,643.00	8,370,236,480.64	175,914,383.27	4,534,304,907.55
	2024		021	2080	000	-----	3,565,415,000.00	-----	2,188,926,907.59	-----	1,376,488,092.41
	2023-2024					-----	-----	3,345,602.00	924,927.77	-----	2,420,674.23
	2023					1,107,669,902.54	-----	-3,345,602.00	785,664,882.00	-----	318,659,418.54
	2022-2023					548,270.00	-----	-----	86,477.76	-----	461,792.24
	2022					292,583,384.04	-----	-----	128,315,218.28	-----	164,268,165.76
	2021					151,360,386.45	-----	-----	44,781,884.69	-----	106,578,501.76
	2020					106,614,094.84	-----	-----	28,259,115.10	-----	78,354,979.74
	2019					82,643,411.67	-----	-----	7,089,320.81	75,554,090.86	-----
	No Year					7,167,218.81	-----	-----	-107,527.03	-----	7,274,745.84
	Subtotal		021	2080	000	1,748,586,668.35	3,565,415,000.00	-----	3,183,941,206.97	75,554,090.86	2,054,506,370.52
Afghanistan Security Forces Fund, Army Fund Resources:											
Undisbursed Funds	2022-2025		021	2091	000	98,572,338.64	-----	-----	4,623,789.72	-----	93,948,548.92
	2021-2022					564,756,061.13	-----	-----	-22,625,171.48	-----	587,381,232.61
	2020-2021					995,075,331.83	-----	-----	-62,950,961.02	-----	1,058,026,292.85
	2019-2020					448,927,914.64	-----	-----	-71,785,295.06	-----	520,713,209.70
	2018-2019					176,942,690.44	-----	-----	-180,836,649.63	357,779,340.07	-----
	No Year					158,078,241.27	-----	-----	17,074,203.61	-----	141,004,037.66
	Subtotal		021	2091	000	2,442,352,577.95	-----	-----	-316,500,083.86	357,779,340.07	2,401,073,321.74
Counter-ISIS Train and Equip Fund, Army Fund Resources:											
Undisbursed Funds	2024-2025		021	2099	000	-----	397,950,000.00	-----	83,228.87	-----	397,866,771.13
	2023-2024					421,545,276.84	-50,000,000.00	-----	266,062,963.47	-----	105,482,313.37
	2022-2023					118,909,313.41	-----	-----	28,378,145.86	-----	90,531,167.55
	2021-2022					-13,923,986.06	-----	-----	-51,360,514.04	-----	37,436,527.98
	2020-2021					258,583,180.37	-----	-----	55,947,354.19	-----	202,635,826.18
	2019-2020					128,751,084.65	-----	-----	49,984.50	-----	128,701,100.15
	2018-2019					69,512,221.29	-----	-----	-15,978,779.00	85,491,000.29	-----
	No Year					12,556,922.96	-----	-----	-----	-----	12,556,922.96
	Subtotal		021	2099	000	995,934,013.46	347,950,000.00	-----	283,182,383.85	85,491,000.29	975,210,629.32
<b>Special Fund Accounts</b>											
Restoration, Rocky Mountain Arsenal, Army Fund Resources:											
Undisbursed Funds	No Year		021	5098	000	18,455,158.45	853,565.04	-----	1,720,504.26	-----	17,588,219.23
National Science Center, Army Fund Resources:											
Undisbursed Funds	No Year		021	5286	000	53,705.41	-----	-----	23,987.00	-----	29,718.41

Footnotes at End of Chapter

Appropriations, Outlays, and Balances - Continued

Appropriation or Fund Account  Title	Account Symbol				Balances, Beginning of Fiscal Year	Appropriations and Other Obligational Authority <sup>1</sup>	Transfers Borrowings and Investment (Net) <sup>2</sup>	Outlays (Net)	Balances Withdrawn and Other Transactions <sup>3</sup>	Balances, End of Fiscal Year	
	Period of Availability	ATA	AID	MAIN SUB							
Department of Defense Korean War Commemoration Fund, Army Fund Resources:											
Undisbursed Funds	No Year		021	5752	000	8,710.31	-----	-----	-----	8,710.31	
Total, Operation and Maintenance, Department of the Army						47,912,703,425.85	76,579,956,319.04	906,578,491.00	73,505,445,751.27	2,523,937,040.51	49,369,855,444.11
<b>Department of the Navy</b>											
<b>General Fund Accounts</b>											
Environmental Restoration, Navy Fund Resources:											
Undisbursed Funds	No Year		017	0810	000	21,770,873.53	-----	-----	-----	21,770,873.53	
Operation and Maintenance, Marine Corps Fund Resources:											
Undisbursed Funds	2024-2025		017	1106	000	-----	69,045,000.00	-----	35,093,510.36	-----	33,951,489.64
	2024					-----	10,147,927,600.00	47,371,000.00	6,289,878,029.11	-----	3,905,420,570.89
	2023-2024					-----	-----	2,502,050.00	1,420,978.29	-----	1,081,071.71
	2023					3,898,634,838.54	-----	-9,000,000.00	2,947,601,231.66	-----	942,033,606.88
	2022					980,508,024.31	-----	-15,000,000.00	486,544,542.83	-----	478,963,481.48
	2021					295,481,771.39	-----	-----	<sup>11</sup> 86,211,110.09	-----	209,270,661.30
	2020					302,354,988.27	-----	-----	93,018,178.04	-----	209,336,810.23
	2019					179,754,674.21	-----	-----	34,319,902.24	145,434,771.97	-----
	No Year					69,099,564.65	10,216,803.00	-161,313.00	26,839,171.25	<sup>10</sup> 587,806.00	51,728,077.40
	Subtotal		017	1106	000	5,725,833,861.37	10,227,189,403.00	25,711,737.00	10,000,926,653.87	146,022,577.97	5,831,785,769.53
Operation and Maintenance, Marine Corps Reserve Fund Resources:											
Undisbursed Funds	2024		017	1107	000	-----	323,023,000.00	-----	170,897,254.02	-----	152,125,745.98
	2023					159,129,662.59	-----	-----	102,217,178.16	-----	56,912,484.43
	2022					46,303,779.36	-----	-----	13,918,449.42	-----	32,385,329.94
	2021					23,878,220.16	-----	-----	4,470,770.14	-----	19,407,450.02
	2020					14,589,480.06	-----	-----	1,727,208.37	-----	12,862,271.69
	2019					13,030,484.76	-----	-----	753,170.90	12,277,313.86	-----
	Subtotal		017	1107	000	256,931,626.93	323,023,000.00	-----	293,984,031.01	12,277,313.86	273,693,282.06
Payments to Kaho'Olawe Island Conveyance, Remediation, and Environmental Restoration Fund, Navy Fund Resources:											
Undisbursed Funds	No Year		017	1236	000	43,065.77	-----	-----	-----	-----	43,065.77
Operation and Maintenance, Navy Fund Resources:											
Undisbursed Funds	2024-2025		017	1804	000	-----	976,405,000.00	-----	496,944,992.52	-----	479,460,007.48
	2024					-----	72,760,037,200.00	487,477,000.00	48,855,554,293.77	-----	24,391,959,906.23
	2023-2024					-----	-----	12,631,283.00	760,393.54	-----	11,870,889.46
	2023					22,133,462,276.02	-----	-40,500,000.00	16,169,324,161.55	-----	5,923,638,114.47

Footnotes at End of Chapter



## Appropriations, Outlays, and Balances - Continued

Appropriation or Fund Account  Title	Account Symbol					Balances, Beginning of Fiscal Year	Appropriations and Other Obligational Authority <sup>1</sup>	Transfers Borrowings and Investment (Net) <sup>2</sup>	Outlays (Net)	Balances Withdrawn and Other Transactions <sup>3</sup>	Balances, End of Fiscal Year
	Period of Availability	ATA	AID	MAIN	SUB						
	2022-2023					6,686,958.26	-----	-----	3,072,559.03	-----	3,614,399.23
	2022					6,255,890,635.17	-----	-90,000,000.00	2,623,364,788.45	-----	3,542,525,846.72
	2021					2,310,833,046.91	-----	-----	578,474,737.75	-----	1,732,358,309.16
	2020					1,557,213,663.04	-----	-----	304,434,790.54	-----	1,252,778,872.50
	2019					1,398,867,756.95	-----	-----	284,738,627.28	1,114,129,129.67	-----
	No Year					168,920,403.37	679,709,197.00	-415,075.00	710,301,272.92	<sup>10</sup> 1,030,528.00	136,882,724.45
Transfer To:											
Operation and Maintenance, Navy	2023	069	017	1804	005	3,900,000.00	-----	-----	200,481.48	-----	3,699,518.52
	2022					749,357.26	-----	-----	132,063.58	-----	617,293.68
	Subtotal		017	1804	000	33,836,524,096.98	74,416,151,397.00	369,193,208.00	70,027,303,162.41	1,115,159,657.67	37,479,405,881.90
Operation and Maintenance, Navy Reserve											
Fund Resources:											
Undisbursed Funds	2024		017	1806	000	-----	1,363,643,000.00	-----	903,206,796.50	-----	460,436,203.50
	2023					419,218,834.16	-----	-----	319,715,279.65	-----	99,503,554.51
	2022					88,108,528.60	-----	-----	24,982,112.33	-----	63,126,416.27
	2021					53,949,081.93	-----	-----	18,317,863.77	-----	35,631,218.16
	2020					66,549,203.65	-----	-----	1,294,156.42	-----	65,255,047.23
	2019					59,215,216.73	-----	-----	3,331,191.53	55,884,025.20	-----
	Subtotal		017	1806	000	687,040,865.07	1,363,643,000.00	-----	1,270,847,400.20	55,884,025.20	723,952,439.67
<b>Special Fund Accounts</b>											
Kaho'Olawe Island Conveyance, Remediation, and Environmental											
Restoration Fund, Navy											
Fund Resources:											
Undisbursed Funds	No Year		017	5185	000	353,469.93	-----	-----	-----	-----	353,469.93
Department of Defense World War II Commemoration Fund, Navy											
Fund Resources:											
Undisbursed Funds	No Year		017	5630	000	780,654.74	-----	-----	-----	-----	780,654.74
Total, Operation and Maintenance, Department of the Navy						40,529,278,514.32	86,330,006,800.00	394,904,945.00	81,593,061,247.49	1,329,343,574.70	44,331,785,437.13
<b>Department of the Air Force</b>											
<b>General Fund Accounts</b>											
Environmental Restoration, Air Force											
Fund Resources:											
Undisbursed Funds	No Year		057	0810	000	1,604,867.30	1,000,000.00	-----	-----	-----	2,604,867.30
Operation and Maintenance, Air Force											
Fund Resources:											
Undisbursed Funds	2024-2026		057	3400	000	-----	-----	-----	-1,767,439.29	-----	1,767,439.29
	2024-2025					-----	371,475,000.00	-----	160,340,390.13	-----	211,134,609.87
	2023-2025					1,618,800.08	-----	-----	-----	-----	1,618,800.08
	2024					-----	62,697,819,625.00	309,272,000.00	<sup>12</sup> 38,519,451,490.30	-----	24,487,640,134.70
	2023-2024					-----	-----	40,000,000.00	-----	-----	40,000,000.00

Footnotes at End of Chapter

Appropriations, Outlays, and Balances - Continued

Appropriation or Fund Account  Title	Account Symbol				Balances, Beginning of Fiscal Year	Appropriations and Other Obligational Authority <sup>1</sup>	Transfers Borrowings and Investment (Net) <sup>2</sup>	Outlays (Net)	Balances Withdrawn and Other Transactions <sup>3</sup>	Balances, End of Fiscal Year	
	Period of Availability	ATA	AID	MAIN							SUB
	2022-2024				1,907,625.80	-----	-----	1,152,727.05	-----	754,898.75	
	2023				24,772,632,653.80	-----	-127,000,000.00	<sup>13</sup> 18,499,664,262.31	-----	6,145,968,391.49	
	2021-2023				197,580.36	-----	-----	197,381.95	-----	198.41	
	2022				5,985,563,366.51	-----	-87,758,000.00	<sup>14</sup> 2,856,234,671.92	-----	3,041,570,694.59	
	2021-2022				1,501,324.74	-----	-----	997,654.66	-----	503,670.08	
	2020-2022				20,811.55	-----	-----	17,938.59	-----	2,872.96	
	2021				2,669,342,859.81	-----	-----	805,708,663.94	-----	1,863,634,195.87	
	2020				2,075,366,366.72	-----	712,927.95	394,290,437.90	-----	1,681,788,856.77	
	2019				1,582,683,685.27	-----	41,278.54	343,473,406.41	1,239,251,557.40	-----	
	No Year				119,758,985.15	1,780,000.00	-3,134,101.00	24,989,710.99	<sup>10</sup> 748,162.00	92,667,011.16	
Transfer To:											
Federal Highway Administration, Transportation	2024	069	057	3400	005	-----	23,842,000.00	-----	-----	21,408,202.47	
	2023					18,525,049.81	-----	13,416,459.05	-----	5,108,590.76	
	2022					8,645,300.25	-----	6,621,117.59	-----	2,024,182.66	
	2021					1,724,897.45	-----	254,613.68	-----	1,470,283.77	
	2020					712,927.95	-----	-712,927.95	-----	-----	
	2019					41,278.54	-----	-41,278.54	-----	-----	
	Subtotal		057	3400	000	37,240,243,513.79	63,094,916,625.00	131,379,899.00	61,627,477,284.71	1,239,999,719.40	37,599,063,033.68
Operation and Maintenance, Space Force, Air Force Fund Resources:											
Undisbursed Funds	2024-2025		057	3410	000	-----	8,443,000.00	-----	3,029,774.37	-----	5,413,225.63
	2024					-----	4,942,866,000.00	16,828,000.00	2,148,666,677.69	-----	2,811,027,322.31
	2023					2,177,625,113.85	-----	-----	1,668,137,812.26	-----	509,487,301.59
	2022					368,762,543.00	-----	-5,000,000.00	184,511,507.10	-----	179,251,035.90
	2021					112,942,181.92	-----	-----	15,233,621.82	-----	97,708,560.10
	2020					1,448,168.27	-----	-----	-3,577,734.89	-----	5,025,903.16
	No Year					137,618.89	-----	-----	-265,274.99	-----	402,893.88
	Subtotal		057	3410	000	2,660,915,625.93	4,951,309,000.00	11,828,000.00	4,015,736,383.36	-----	3,608,316,242.57
Operation and Maintenance, Air Force Reserve Fund Resources:											
Undisbursed Funds	2024		057	3740	000	-----	4,005,482,000.00	-----	2,960,291,293.37	-----	1,045,190,706.63
	2023					904,446,443.82	-----	-----	697,493,834.09	-----	206,952,609.73
	2022					199,859,317.23	-----	-----	72,519,480.01	-----	127,339,837.22
	2021					88,291,684.87	-----	-----	20,426,321.88	-----	67,865,362.99
	2020					70,396,825.04	-----	-----	11,200,300.55	-----	59,196,524.49
	2019					96,602,526.80	-----	-----	56,964,552.12	39,637,974.68	-----
	No Year					2,131,856.49	-----	-----	-25,387.54	-----	2,157,244.03
	Subtotal		057	3740	000	1,361,728,654.25	4,005,482,000.00	-----	3,818,870,394.48	39,637,974.68	1,508,702,285.09

Footnotes at End of Chapter

## Appropriations, Outlays, and Balances - Continued

Appropriation or Fund Account  Title	Account Symbol				Balances, Beginning of Fiscal Year	Appropriations and Other Obligational Authority <sup>1</sup>	Transfers Borrowings and Investment (Net) <sup>2</sup>	Outlays (Net)	Balances Withdrawn and Other Transactions <sup>3</sup>	Balances, End of Fiscal Year
	Period of Availability	ATA	AID	MAIN						
Operation and Maintenance, Air National Guard Fund Resources: Undisbursed Funds	2024		057	3840	000	----- 7,340,700,000.00	-----	15 5,077,979,733.95	-----	2,262,720,266.05
	2023					2,493,713,588.70	-----	16 1,810,963,876.88	-----	682,749,711.82
	2022					533,654,964.64	-----	276,434,032.33	-----	257,220,932.31
	2021					323,746,183.44	-----	73,679,167.45	-----	250,067,015.99
	2020					242,496,228.85	-----	34,994,048.85	-----	207,502,180.00
	2019					254,360,369.88	-----	102,107,551.45	152,252,818.43	-----
	No Year					8,636,415.47	-----	-62,671.64	-----	8,699,087.11
	Subtotal		057	3840	000	3,856,607,750.98	7,340,700,000.00	-----	7,376,095,739.27	152,252,818.43
<b>Special Fund Accounts</b>										
Support of Athletic Programs, Air Force Fund Resources: Undisbursed Funds	No Year		057	5616	000	19,922,764.71	5,510,545.52	-----	3,978,198.43	-----
Total, Operation and Maintenance, Department of the Air Force						45,141,023,176.96	79,398,918,170.52	143,207,899.00	76,842,158,000.25	1,431,890,512.51
<b>Defense Agencies</b>										
<b>General Fund Accounts</b>										
Operation and Maintenance, Defense-Wide, Defense Fund Resources: Undisbursed Funds	2024-2025		097	0100	000	-----	29,506,046,000.00	-----	5,241,633,174.00	-----
	2022-2025					75,000,000.00	-----	-----	-----	75,000,000.00
	2021-2025					132,413.43	-----	-----	-----	132,413.43
	2024					-----	50,670,077,000.00	43,305,000.00	33,358,122,737.69	-----
	2023-2024					7,929,292,249.97	-85,000,000.00	-2,990,664,000.00	4,556,760,911.35	-----
	2023					16,919,901,901.66	-----	-37,666,000.00	13,897,554,249.24	-----
	2022-2023					470,598,984.29	-----	-9,528,801.00	228,848,474.89	-----
	2021-2023					1,267.79	-----	-----	-----	1,267.79
	2022					3,053,882,119.22	-----	-122,249,558.00	1,194,807,963.74	-----
	2021-2022					350,300,638.11	-----	-----	1,263,693.93	-----
	2020-2022					45,379.51	-----	-----	27,251.01	-----
	2021					1,755,254,470.37	-----	-----	295,521,115.39	-----
	2020-2021					50,967,381.38	-----	-----	366,879.69	-----
	2020					1,398,188,104.62	-----	-----	123,767,130.93	-----
	2019-2020					3,203,260.69	-----	-----	-12,315,356.77	-----
	2019					1,240,549,881.54	-----	-----	-25,171,105.78	1,265,720,987.32
	2018-2019					162,847,005.52	-----	-----	-76,276,798.39	239,123,803.91
	No Year					2,446,207,817.38	28,888,752.00	-10,613,655.59	180,355,778.36	10 415,498.00
	Subtotal		097	0100	000	35,856,372,875.48	80,120,011,752.00	-3,127,417,014.59	58,965,266,099.28	1,505,260,289.23

Footnotes at End of Chapter

Appropriations, Outlays, and Balances - Continued

Appropriation or Fund Account  Title	Account Symbol				Balances, Beginning of Fiscal Year	Appropriations and Other Obligational Authority <sup>1</sup>	Transfers Borrowings and Investment (Net) <sup>2</sup>	Outlays (Net)	Balances Withdrawn and Other Transactions <sup>3</sup>	Balances, End of Fiscal Year	
	Period of Availability	ATA	AID	MAIN							SUB
United States Court of Appeals for the Armed Forces, Defense Fund Resources:											
Undisbursed Funds	2024		097	0104	000	-----	16,620,000.00	-----	13,229,279.22	-----	3,390,720.78
	2023					2,425,197.42	-----	-----	1,314,711.10	-----	1,110,486.32
	2022					1,190,558.17	-----	-----	832.74	-----	1,189,725.43
	2021					1,377,714.27	-----	-----	-----	-----	1,377,714.27
	2020					236,605.39	-----	-----	-----	-----	236,605.39
	2019					125,613.41	-----	-----	-----	125,613.41	-----
	Subtotal		097	0104	000	5,355,688.66	16,620,000.00	-----	14,544,823.06	125,613.41	7,305,252.19
Office of the Inspector General, Defense Fund Resources:											
Undisbursed Funds	2024-2026		097	0107	000	-----	1,098,000.00	-----	-----	-----	1,098,000.00
	2024-2025					-----	11,400,000.00	-----	-----	-----	11,400,000.00
	2023-2025					1,524,000.00	-----	-----	69,240.03	-----	1,454,759.97
	2024					-----	524,167,000.00	-----	438,605,638.98	-----	85,561,361.02
	2023-2024					1,862,878.72	-----	-----	1,068,750.53	-----	794,128.19
	2022-2024					73,511.15	-----	-----	72,628.34	-----	882.81
	2023					81,990,434.78	-----	-----	69,042,260.60	-----	12,948,174.18
	2022-2023					416,282.59	-----	-----	273,419.66	-----	142,862.93
	2021-2023					852,027.40	-----	-----	799,875.63	-----	52,151.77
	2022					7,226,451.23	-----	-----	1,445,229.53	-----	5,781,221.70
	2021-2022					16,217.70	-----	-----	13,951.42	-----	2,266.28
	2020-2022					2,403.12	-----	-----	-----	-----	2,403.12
	2021					7,787,602.19	-----	-----	85,400.41	-----	7,702,201.78
	2020-2021					12,065.68	-----	-----	-----	-----	12,065.68
	2019-2021					338,046.87	-----	-----	-----	-----	338,046.87
	2020					8,328,807.23	-----	-----	340,505.72	-----	7,988,301.51
	2019-2020					8,756.63	-----	-----	-0.03	-----	8,756.66
	2019					7,518,830.46	-----	-----	168,570.95	7,350,259.51	-----
	2018-2019					120,929.48	-----	-----	-----	120,929.48	-----
	Subtotal		097	0107	000	118,079,245.23	536,665,000.00	-----	511,985,471.77	7,471,188.99	135,287,584.47
Department of Defense Acquisition Workforce Development Account, Defense Fund Resources:											
Undisbursed Funds	2024		097	0111	000	-----	64,977,000.00	-----	24,335,505.07	-----	40,641,494.93
	2023					86,963,304.42	-----	-----	59,340,488.72	-----	27,622,815.70
	2022					7,699,707.81	-----	-----	5,799,135.71	-----	1,900,572.10
	2021-2022					-66,230.18	-----	-----	-114,566.87	-----	48,336.69
	2021					17,873,383.48	-----	-----	203,188.00	-----	17,670,195.48
	2020-2021					46,503,798.78	-----	-----	929,179.06	-----	45,574,619.72

Footnotes at End of Chapter

**Appropriations, Outlays, and Balances - Continued**

Appropriation or Fund Account  Title	Account Symbol				Balances, Beginning of Fiscal Year	Appropriations and Other Obligational Authority <sup>1</sup>	Transfers Borrowings and Investment (Net) <sup>2</sup>	Outlays (Net)	Balances Withdrawn and Other Transactions <sup>3</sup>	Balances, End of Fiscal Year
	Period of Availability	ATA	AID	MAIN SUB						
	2019-2020				25,724,125.98	-----	-----	-3,852,416.11	-----	29,576,542.09
	2018-2020				23,884,965.14	-----	-----	563,903.26	-----	23,321,061.88
	2018-2019				-14,040.75	-----	-----	-871,742.36	857,701.61	-----
	2017-2019				-127,079.82	-----	-----	-127,079.82	-----	-----
	Subtotal		097	0111 000	208,441,934.86	64,977,000.00	-----	86,205,594.66	857,701.61	186,355,638.59
Overseas Contingency Operations Transfer Fund, Defense Fund Resources:										
Undisbursed Funds	No Year		097	0118 000	9,972,184.00	-----	-----	-----	-----	9,972,184.00
Defense Health Program, Defense Fund Resources:										
Undisbursed Funds	2024-2026		097	0130 000	-----	381,881,000.00	-----	12,319,825.74	-----	369,561,174.26
	2024-2025				-----	2,872,871,000.00	30,000,000.00	186,869,025.92	-----	2,716,001,974.08
	2023-2025				401,600,919.19	-----	-----	115,569,927.94	-----	286,030,991.25
	2024				-----	36,424,056,000.00	33,869,000.00	30,370,992,995.86	-----	6,086,932,004.14
	2023-2024				2,874,403,949.59	-----	356,134,170.00	773,536,672.94	-----	2,457,001,446.65
	2022-2024				322,833,806.59	-----	-----	145,674,584.57	-----	177,159,222.02
	2023				6,520,826,555.23	-----	-441,860,170.00	4,464,270,766.83	-----	1,614,695,618.40
	2022-2023				2,299,902,280.04	-----	-----	788,844,906.67	-----	1,511,057,373.37
	2021-2023				126,357,999.75	-----	-----	64,636,433.41	-----	61,721,566.34
	2022				1,457,407,880.55	-----	-278,557,000.00	373,650,276.64	-----	805,200,603.91
	2021-2022				1,377,968,706.49	-----	-----	528,524,796.18	-----	849,443,910.31
	2020-2022				112,678,076.39	-----	-----	27,180,527.08	-----	85,497,549.31
	2021				730,921,880.69	-----	-----	127,966,768.49	-----	602,955,112.20
	2020-2021				961,905,124.99	-----	-----	347,726,726.91	-----	614,178,398.08
	2019-2021				68,914,058.60	-----	-----	20,340,143.78	-----	48,573,914.82
	2020				851,726,616.90	-----	-----	81,210,509.81	-----	770,516,107.09
	2019-2020				425,021,072.55	-----	-----	208,827,708.63	-----	216,193,363.92
	2018-2020				60,614,758.77	-----	-----	30,034,961.42	-----	30,579,797.35
	2019				553,527,387.56	-----	-----	22,703,194.31	530,824,193.25	-----
	2018-2019				269,889,835.21	-----	-----	177,718,527.28	92,171,307.93	-----
	2017-2019				41,085,272.20	-----	-----	25,335,534.71	15,749,737.49	-----
	No Year				27,381,085.88	5,000,000.00	-----	3,224,976.77	-----	29,156,109.11
	Subtotal		097	0130 000	19,484,967,267.17	39,683,808,000.00	-300,414,000.00	38,897,159,791.89	638,745,238.67	19,332,456,236.61
Cooperative Threat Reduction Account, Defense Fund Resources:										
Undisbursed Funds	2024-2026		097	0134 000	-----	350,999,000.00	-----	29,669,473.93	-----	321,329,526.07
	2023-2025				326,387,671.04	-----	-----	141,725,783.51	-----	184,661,887.53
	2022-2024				196,421,850.66	-75,000,000.00	-----	74,351,474.16	-----	47,070,376.50
	2021-2023				60,964,653.38	-----	-----	28,393,474.91	-----	32,571,178.47
	2020-2022				41,886,470.24	-----	-----	20,884,284.43	-----	21,002,185.81

Footnotes at End of Chapter

Appropriations, Outlays, and Balances - Continued

Appropriation or Fund Account  Title	Account Symbol				Balances, Beginning of Fiscal Year	Appropriations and Other Obligational Authority <sup>1</sup>	Transfers Borrowings and Investment (Net) <sup>2</sup>	Outlays (Net)	Balances Withdrawn and Other Transactions <sup>3</sup>	Balances, End of Fiscal Year
	Period of Availability	ATA	AID	MAIN SUB						
	2019-2021				17,639,925.06	-----	-----	5,868,413.56	-----	11,771,511.50
	2018-2020				9,417,832.02	-----	-----	675,324.25	-----	8,742,507.77
	2017-2019				8,987,058.10	-----	-----	10,460.87	8,976,597.23	-----
	No Year				4,861,334.60	-----	-----	-48.34	-----	4,861,382.94
	Subtotal		097	0134 000	666,566,795.10	275,999,000.00	-----	301,578,641.28	8,976,597.23	632,010,556.59
Foreign Currency Fluctuations, Defense Fund Resources:										
Undisbursed Funds	No Year		097	0801 000	970,000,104.82	-----	-----	-----	-----	970,000,104.82
Environmental Restoration, Defense Fund Resources:										
Undisbursed Funds	No Year		097	0810 000	49,381,700.00	2,100,000.00	-4,024,000.00	-----	-----	47,457,700.00
Environmental Restoration, Formerly Used Defense Sites, Defense Fund Resources:										
Undisbursed Funds	No Year		097	0811 000	26,000,000.62	-----	-26,000,000.00	-----	-----	0.62
Overseas Humanitarian, Disaster, and Civic AID, Defense Fund Resources:										
Undisbursed Funds	2024-2025		097	0819 000	-----	225,750,000.00	-----	12,378,328.40	-----	213,371,671.60
	2023-2024				162,494,378.00	-----	-----	76,310,439.77	-----	86,183,938.23
	2022-2023				1,135,125,750.47	-----	-----	356,084,893.45	-----	779,040,857.02
	2021-2022				141,847,433.70	-----	-----	39,721,346.04	-----	102,126,087.66
	2020-2021				34,425,524.19	-----	-----	7,216,817.06	-----	27,208,707.13
	2019-2020				17,305,843.94	-----	-----	4,235,455.97	-----	13,070,387.97
	2018-2019				22,814,191.48	-----	-----	3,107,432.92	19,706,758.56	-----
	No Year				346,948.41	-----	-----	-----	-----	346,948.41
	Subtotal		097	0819 000	1,514,360,070.19	225,750,000.00	-----	499,054,713.61	19,706,758.56	1,221,348,598.02
Defense Emergency Response Fund, Defense Fund Resources:										
Undisbursed Funds	No Year		097	0833 000	242,080,812.59	-----	-----	-80,210.38	-----	242,161,022.97
Support for International Sporting Competitions, Defense Fund Resources:										
Undisbursed Funds	No Year		097	0838 000	14,404,000.39	-----	-----	357,526.56	-----	14,046,473.83
<b>Special Fund Accounts</b>										
Defense Cooperation Account, Defense Fund Resources:										
Undisbursed Funds	No Year		097	5187 000	-----	447,065.09	-447,065.09	-----	-----	-----
Unrealized Discount on Investments					-447,065.09	-----	72,916.94	-----	-----	-374,148.15
Investments in US Treasury Securities					8,796,525.05	-----	374,148.15	-----	-----	9,170,673.20
	Subtotal		097	5187 000	8,349,459.96	447,065.09	-----	-----	-----	8,796,525.05

Footnotes at End of Chapter

## Appropriations, Outlays, and Balances - Continued

Appropriation or Fund Account  Title	Account Symbol				Balances, Beginning of Fiscal Year	Appropriations and Other Obligational Authority <sup>1</sup>	Transfers Borrowings and Investment (Net) <sup>2</sup>	Outlays (Net)	Balances Withdrawn and Other Transactions <sup>3</sup>	Balances, End of Fiscal Year	
	Period of Availability	ATA	AID	MAIN							SUB
Disposal of Department of Defense Real Property, Defense Fund Resources: Undisbursed Funds	No Year		097	5188	000	87,759,822.10	8,252,428.37	----- 1,885,791.32	-----	94,126,459.15	
Lease of Department of Defense Real Property, Defense Fund Resources: Undisbursed Funds	No Year		097	5189	000	274,785,022.04	30,322,572.87	----- 15,393,145.96	-----	289,714,448.95	
Department of Defense Overseas Military Facility Investment Recovery Account, Defense Fund Resources: Undisbursed Funds	No Year		097	5193	000	2,731,864.04	-----	-----	-----	2,731,864.04	
Use of Proceeds from the Transfer or Disposition of Commissary Facilities, Defense Fund Resources: Undisbursed Funds	No Year		097	5195	000	1,629,974.28	-----	-----	-----	1,629,974.28	
Burden Sharing Contribution, Defense Fund Resources: Undisbursed Funds	No Year		097	5441	000	1,098,109,084.76	1,239,207,097.32	----- 803,692,778.36	-----	1,533,623,403.72	
Mutually Beneficial Activities, Defense Fund Resources: Undisbursed Funds	No Year		097	5613	000	24,516,064.20	-----	----- 6,326,072.70	-----	18,189,991.50	
Department of Defense Vietnam War Commemoration Fund, Defense Fund Resources: Undisbursed Funds	No Year		097	5750	000	1,422,964.70	-----	----- 328,099.30	-----	1,094,865.40	
Contributions to the Cooperative Threat Reduction Program, Defense Fund Resources: Undisbursed Funds	2023-2026		097	5751	000	3,578,302.86	-----	----- 2,460,861.30	-----	1,117,441.56	
	2019-2022					-9,057.16	9,057.66	-----	-----	0.50	
	No Year					-165,821.65	-----	----- -1,592.21	-----	<sup>9</sup> -164,229.44	
	Subtotal		097	5751	000	3,403,424.05	9,057.66	----- 2,459,269.09	-----	953,212.62	
<b>Intragovernmental Funds</b>											
Emergency Response Fund, Defense Fund Resources: Undisbursed Funds	No Year		097	4965	000	15,285,407.67	-----	-----	-----	15,285,407.67	
Total, Operation and Maintenance, Defense Agencies						60,683,975,766.91	122,204,168,973.31	-3,457,855,014.59	100,106,157,608.46	2,181,143,387.70	77,142,988,729.47
Total, Operation and Maintenance						194,266,980,884.04	364,513,050,262.87	-2,013,163,679.59	332,046,822,607.47	7,466,314,515.42	217,253,730,344.43
<b>International Reconstruction and Other Assistance</b>											
<b>Department of the Army</b>											
<b>General Fund Accounts</b>											
Iraq Relief and Reconstruction Fund, Army Fund Resources: Undisbursed Funds	No Year		021	2089	000	3,112,817.32	-----	----- 1,616,056.99	-----	1,496,760.33	

Footnotes at End of Chapter

Appropriations, Outlays, and Balances - Continued

Appropriation or Fund Account  Title	Account Symbol				Balances, Beginning of Fiscal Year	Appropriations and Other Obligational Authority <sup>1</sup>	Transfers Borrowings and Investment (Net) <sup>2</sup>	Outlays (Net)	Balances Withdrawn and Other Transactions <sup>3</sup>	Balances, End of Fiscal Year
	Period of Availability	ATA	AID	MAIN SUB						
Operating Expenses of the Coalition Provisional Authority, Army Fund Resources:										
Undisbursed Funds	No Year		021	2090	000	2,400.79	-----	-----	-----	2,400.79
Total, International Reconstruction and Other Assistance, Department of the Army						3,115,218.11	-----	-----	-----	1,499,161.12
Total, International Reconstruction and Other Assistance						3,115,218.11	-----	-----	-----	1,499,161.12
<b>Procurement</b>										
<b>Department of the Army</b>										
<b>General Fund Accounts</b>										
Aircraft Procurement, Army Fund Resources:										
Undisbursed Funds	2024-2026		021	2031	000	-----	3,319,297,000.00	-----	-----	2,934,535,500.04
	2023-2025					3,402,109,915.34	-3,372,000.00	-2,240,000.00	-----	2,272,506,438.77
	2022-2024					1,771,267,100.23	-----	-----	-----	935,217,948.46
	2023					93,617,029.41	-----	-----	-----	82,413,660.96
	2021-2023					1,020,151,137.63	-----	-----	-----	482,252,723.04
	2020-2022					314,683,733.19	-----	-----	-----	152,558,217.21
	2019-2021					195,320,815.31	-----	-----	-----	120,022,701.86
	2018-2020					117,890,934.86	-----	-----	-----	68,818,165.09
	2017-2019					74,265,269.66	-----	-----	-----	-----
	No Year					42,203,940.67	1,890,000.00	-947,828.00	25,588,622.86	10 149,400.00
	Subtotal		021	2031	000	7,031,509,876.30	3,317,815,000.00	-3,187,828.00	25,738,022.86	7,062,964,084.67
Missile Procurement, Army Fund Resources:										
Undisbursed Funds	2024-2026		021	2032	000	-----	8,027,428,000.00	632,876,000.00	-----	8,446,931,393.19
	2023-2025					7,996,160,516.60	-2,713,000.00	507,213,000.00	-----	7,253,308,694.09
	2022-2024					5,325,910,214.14	-----	-----	-----	3,243,621,420.20
	2021-2023					1,515,142,679.76	-----	-----	-----	707,331,624.62
	2020-2022					848,714,034.43	-----	-----	-----	557,093,185.30
	2019-2021					428,392,979.39	-----	-----	-----	185,967,853.55
	2018-2020					140,309,469.78	-----	-----	-----	72,227,450.55
	2017-2019					202,422,195.23	-----	-----	87,428,086.72	-----
	Subtotal		021	2032	000	16,457,052,089.33	8,024,715,000.00	1,140,089,000.00	87,428,086.72	20,466,481,621.50
Procurement of Weapons and Tracked Combat Vehicles, Army Fund Resources:										
Undisbursed Funds	2024-2026		021	2033	000	-----	6,675,204,000.00	210,208,000.00	-----	6,484,875,967.78
	2023-2025					7,847,664,675.39	-10,372,000.00	-496,299,000.00	-----	5,861,719,458.95
	2022-2024					3,873,188,536.81	-1,900,000.00	-----	-----	2,138,669,821.37
	2023					70,600,000.00	-----	-----	-----	65,981,174.79

Footnotes at End of Chapter



## Appropriations, Outlays, and Balances - Continued

Appropriation or Fund Account  Title	Account Symbol				Balances, Beginning of Fiscal Year	Appropriations and Other Obligational Authority <sup>1</sup>	Transfers Borrowings and Investment (Net) <sup>2</sup>	Outlays (Net)	Balances Withdrawn and Other Transactions <sup>3</sup>	Balances, End of Fiscal Year
	Period of Availability	ATA	AID	MAIN						
	2021-2023				933,241,974.71	-----	-----	533,525,859.43	-----	399,716,115.28
	2020-2022				747,021,767.07	-----	-----	389,964,793.28	-----	357,056,973.79
	2019-2021				354,523,412.52	-----	-----	155,041,318.33	-----	199,482,094.19
	2018-2020				250,372,940.19	-----	-----	41,440,185.93	-----	208,932,754.26
	2017-2019				100,504,989.05	-----	-----	-1,829,733.14	102,334,722.19	-----
	Subtotal		021	2033	14,177,118,295.74	6,662,932,000.00	-286,091,000.00	4,735,190,213.14	102,334,722.19	15,716,434,360.41
Procurement of Ammunition, Army Fund Resources:										
Undisbursed Funds	2024-2026		021	2034	-----	9,944,962,568.00	242,927,000.00	-67,427,421.29	-----	10,255,316,989.29
	2023-2025				8,527,198,958.22	-3,223,000.00	303,829,000.00	1,614,504,054.32	-----	7,213,300,903.90
	2022-2024				2,677,940,567.00	-----	-----	911,497,406.28	-----	1,766,443,160.72
	2023				7,801,000.00	-----	-----	6,132,152.76	-----	1,668,847.24
	2021-2023				1,051,255,737.93	-----	-----	453,383,178.05	-----	597,872,559.88
	2020-2022				654,053,270.67	-----	-----	291,276,386.82	-----	362,776,883.85
	2019-2021				295,386,819.14	-----	-----	78,041,277.63	-----	217,345,541.51
	2018-2020				235,666,848.44	-----	-----	31,851,428.60	-----	203,815,419.84
	2017-2019				111,962,975.66	-----	-----	34,149,528.19	77,813,447.47	-----
	Subtotal		021	2034	13,561,266,177.06	9,941,739,568.00	546,756,000.00	3,353,407,991.36	77,813,447.47	20,618,540,306.23
Other Procurement, Army Fund Resources:										
Undisbursed Funds	2024-2026		021	2035	-----	9,668,557,121.00	248,452,000.00	1,567,781,092.45	-----	8,349,228,028.55
	2023-2025				7,920,473,833.78	-63,028,000.00	-53,314,000.00	3,875,765,608.21	-----	3,928,366,225.57
	2022-2024				4,413,867,496.85	-54,681,000.00	-----	2,361,947,640.51	-----	1,997,238,856.34
	2023				12,738,576.45	-----	-----	137,261.03	-----	12,601,315.42
	2021-2023				1,617,646,086.17	-----	-----	902,600,624.69	-----	715,045,461.48
	2020-2022				489,367,840.84	-----	-----	238,545,866.91	-----	250,821,973.93
	2019-2021				244,013,035.06	-----	-----	57,937,056.98	-----	186,075,978.08
	2018-2020				159,255,560.21	-----	-----	28,008,717.62	-----	131,246,842.59
	2017-2019				294,912,422.03	-----	-----	40,220,123.02	254,692,299.01	-----
	No Year				37,202,008.90	-----	-2,302,813.00	12,854,490.00	<sup>10</sup> 1,780,350.00	20,264,355.90
	Subtotal		021	2035	15,189,476,860.29	9,550,848,121.00	192,835,187.00	9,085,798,481.42	256,472,649.01	15,590,889,037.86
Joint Improvised Explosive Device Defeat Fund, Army Fund Resources:										
Undisbursed Funds	2017-2019		021	2093	5,952,689.34	-----	-----	-3,664.33	5,956,353.67	-----
Total, Procurement, Department of the Army					66,422,375,988.06	37,498,049,689.00	1,590,401,359.00	25,499,774,343.47	555,743,281.92	79,455,309,410.67
<b>Department of the Navy General Fund Accounts</b>										

Footnotes at End of Chapter

Appropriations, Outlays, and Balances - Continued

Appropriation or Fund Account  Title	Account Symbol				Balances, Beginning of Fiscal Year	Appropriations and Other Obligational Authority <sup>1</sup>	Transfers Borrowings and Investment (Net) <sup>2</sup>	Outlays (Net)	Balances Withdrawn and Other Transactions <sup>3</sup>	Balances, End of Fiscal Year	
	Period of Availability	ATA	AID	MAIN							SUB
Coastal Defense Augmentation, Navy Fund Resources: Undisbursed Funds	No Year		017	0380	000	56,252,301.40	-----	-----	-----	56,252,301.40	
Procurement, Marine Corps Fund Resources: Undisbursed Funds	2024-2026		017	1109	000	-----	4,714,088,000.00	-----	541,562,866.97	-----	4,172,525,133.03
	2023-2025					3,865,342,858.31	-158,550,000.00	-14,288,000.00	1,713,408,815.38	-----	1,979,096,042.93
	2022-2024					2,020,523,084.51	-7,100,000.00	-----	1,001,679,391.07	-----	1,011,743,693.44
	2023					7,582,986.70	-----	-----	2,620,196.91	-----	4,962,789.79
	2021-2023					409,985,541.20	-----	-----	289,757,610.26	-----	120,227,930.94
	2020-2022					159,547,175.57	-----	-----	88,043,479.44	-----	71,503,696.13
	2019-2021					75,236,458.05	-----	-----	41,627,189.78	-----	33,609,268.27
	2018-2020					25,626,205.47	-----	-----	5,525,779.92	-----	20,100,425.55
	2017-2019					41,470,614.61	-----	-----	7,143,911.79	34,326,702.82	-----
	No Year					16,633,356.08	3,728,750.00	-7,264,469.00	6,842,387.02	<sup>10</sup> 738,512.00	5,516,738.06
	Subtotal		017	1109	000	6,621,948,280.50	4,552,166,750.00	-21,552,469.00	3,698,211,628.54	35,065,214.82	7,419,285,718.14
Aircraft Procurement, Navy Fund Resources: Undisbursed Funds	2024-2026		017	1506	000	-----	19,708,462,000.00	-----	2,850,623,138.20	-----	16,857,838,861.80
	2023-2025					16,078,721,122.67	-319,745,000.00	-527,473,000.00	4,955,231,095.12	-----	10,276,272,027.55
	2022-2024					10,085,704,842.76	-1,428,000.00	-----	4,384,930,206.26	-----	5,699,346,636.50
	2023					6,593,000.00	-----	-----	-327,520.43	-----	6,920,520.43
	2021-2023					5,857,417,238.91	-----	-----	2,565,024,547.57	-----	3,292,392,691.34
	2020-2022					2,631,969,098.04	-----	-----	1,198,230,277.71	-----	1,433,738,820.33
	2019-2021					1,666,035,404.17	-----	-----	498,277,777.65	-----	1,167,757,626.52
	2018-2020					1,093,329,590.22	-----	-----	337,106,608.93	-----	756,222,981.29
	2017-2019					562,882,333.54	-----	-----	221,038,217.67	341,844,115.87	-----
	No Year					141,928,932.05	48,925,362.00	-39,115.00	67,498,166.36	<sup>10</sup> 1,101,527.00	122,215,485.69
	Subtotal		017	1506	000	38,124,581,562.36	19,436,214,362.00	-527,512,115.00	17,077,632,515.04	342,945,642.87	39,612,705,651.45
Weapons Procurement, Navy Fund Resources: Undisbursed Funds	2024-2026		017	1507	000	-----	6,439,772,000.00	129,344,000.00	693,045,193.85	-----	5,876,070,806.15
	2023-2025					4,531,325,150.57	-50,000,000.00	-----	916,131,171.69	-----	3,565,193,978.88
	2022-2024					2,610,977,235.64	-----	-----	988,284,424.09	-----	1,622,692,811.55
	2021-2023					1,648,311,942.93	-----	-----	839,057,529.04	-----	809,254,413.89
	2020-2022					679,397,369.81	-----	-----	348,691,594.06	-----	330,705,775.75
	2019-2021					285,465,852.42	-----	-----	147,635,581.65	-----	137,830,270.77
	2018-2020					160,101,846.73	-----	-----	74,551,237.95	-----	85,550,608.78
	2017-2019					63,647,660.16	-----	-----	22,973,173.52	40,674,486.64	-----
	No Year					1,422,482.69	-----	-----	-----	<sup>10</sup> 53,223.00	1,369,259.69

Footnotes at End of Chapter

**Appropriations, Outlays, and Balances - Continued**

Appropriation or Fund Account  Title	Account Symbol				Balances, Beginning of Fiscal Year	Appropriations and Other Obligational Authority <sup>1</sup>	Transfers Borrowings and Investment (Net) <sup>2</sup>	Outlays (Net)	Balances Withdrawn and Other Transactions <sup>3</sup>	Balances, End of Fiscal Year	
	Period of Availability	ATA	AID	MAIN SUB							
	Subtotal		017	1507	000	9,980,649,540.95	6,389,772,000.00	129,344,000.00	4,030,369,905.85	40,727,709.64	12,428,667,925.46
Procurement of Ammunition, Navy and Marine Corps Fund Resources:											
Undisbursed Funds	2024-2026		017	1508	000	-----	2,050,553,000.00	-----	64,986,776.59	-----	1,985,566,223.41
	2023-2025					1,589,997,320.70	-2,262,000.00	44,366,000.00	306,213,969.10	-----	1,325,887,351.60
	2022-2024					617,014,800.46	-1,012,000.00	-----	264,641,007.44	-----	351,361,793.02
	2021-2023					271,646,631.72	-----	-----	124,424,715.22	-----	147,221,916.50
	2020-2022					251,080,002.66	-----	-----	141,708,570.96	-----	109,371,431.70
	2019-2021					94,329,186.14	-----	-----	51,928,060.79	-----	42,401,125.35
	2018-2020					28,324,088.45	-----	-----	8,715,829.87	-----	19,608,258.58
	2017-2019					5,416,863.01	-----	-----	1,178,284.77	4,238,578.24	-----
	Subtotal		017	1508	000	2,857,808,893.14	2,047,279,000.00	44,366,000.00	963,797,214.74	4,238,578.24	3,981,418,100.16
Shipbuilding and Conversion, Navy Fund Resources:											
Undisbursed Funds	2019-2030		017	1611	000	-----	-----	5,278,684,531.42	1,770,597,558.39	-----	3,508,086,973.03
	2024-2028					-----	26,741,068,000.00	-----	532,267,100.23	-----	26,208,800,899.77
	2023-2027					23,942,596,378.67	-327,300,000.00	2,570,000.00	3,187,038,476.35	-----	20,430,827,902.32
	2018-2027					4,391,067,224.46	-----	-----	1,882,993,879.86	-----	2,508,073,344.60
	2022-2026					16,856,366,349.90	-158,300,000.00	-----	4,185,819,400.60	-----	12,512,246,949.30
	2017-2026					1,536,430,327.73	-----	-----	647,910,756.98	-----	888,519,570.75
	2021-2025					10,961,115,795.23	-----	-----	2,909,022,295.24	-----	8,052,093,499.99
	2016-2025					879,308,494.26	-----	-----	261,518,749.43	-----	617,789,744.83
	2015-2025					-----	-----	351,017,558.60	104,812,751.34	-----	246,204,807.26
	2014-2025					-----	-----	178,005,571.34	62,465,132.10	-----	115,540,439.24
	2024					-----	1,290,093,000.00	-----	709,763,499.60	-----	580,329,500.40
	2020-2024					9,591,310,565.26	-----	-----	2,719,634,133.83	-----	6,871,676,431.43
	2013-2024					199,839,040.81	-----	-----	45,069,648.23	-----	154,769,392.58
	2023					966,142,361.00	-----	-----	482,360,269.69	-----	483,782,091.31
	2019-2023					5,278,684,531.42	-----	-5,278,684,531.42	-----	-----	-----
	2015-2023					351,017,558.60	-----	-351,017,558.60	-----	-----	-----
	2014-2023					178,005,571.34	-----	-178,005,571.34	-----	-----	-----
	2022					61,305,731.35	-----	-----	46,962,120.55	-----	14,343,610.80
	2012-2022					175,171,465.38	-----	-----	107,592.32	-----	175,063,873.06
	2021					2,303,758.57	-----	-----	927,968.20	-----	1,375,790.37
	2008-2021					2,680,626.88	-----	-----	2,055,573.03	-----	625,053.85
	2020					1,350,426.94	-----	-----	412,114.38	-----	938,312.56
	2011-2020					188,600,335.77	-----	-----	10,528,082.52	-----	178,072,253.25
	2009-2020					90,845,243.21	-----	-----	-1,852,085.42	-----	92,697,328.63
	2019					13,651,610.11	-----	-----	13,604,655.48	46,954.63	-----

Footnotes at End of Chapter

Appropriations, Outlays, and Balances - Continued

Appropriation or Fund Account  Title	Account Symbol				Balances, Beginning of Fiscal Year	Appropriations and Other Obligational Authority <sup>1</sup>	Transfers Borrowings and Investment (Net) <sup>2</sup>	Outlays (Net)	Balances Withdrawn and Other Transactions <sup>3</sup>	Balances, End of Fiscal Year	
	Period of Availability	ATA	AID	MAIN SUB							
	No Year				84,956.98	-----	-----	-----	-----	84,956.98	
	Subtotal		017	1611	000	75,667,878,353.87	27,545,561,000.00	2,570,000.00	19,574,019,672.93	46,954.63	83,641,942,726.31
National Sea-Based Deterrence Fund, Navy Fund Resources:											
Undisbursed Funds	2024-2028		017	1612	000	-----	7,789,332,000.00	-----	2,362,740,951.71	-----	5,426,591,048.29
	2023-2027				4,466,398,962.50	-----	-----	2,229,545,172.86	-----	2,236,853,789.64	
	2022-2026				1,813,450,764.57	-----	-----	861,643,807.25	-----	951,806,957.32	
	2021-2025				1,020,757,673.32	-----	-----	306,371,656.46	-----	714,386,016.86	
	2020-2024				223,525,699.84	-----	-----	188,153,662.49	-----	35,372,037.35	
	2019-2023				446,798,067.56	-----	-----	193,677,256.01	-----	253,120,811.55	
	2018-2022				1,596,327.37	-----	-----	548,781.57	-----	1,047,545.80	
	2017-2021				10,151,329.96	-----	-----	2,418,823.58	-----	7,732,506.38	
	Subtotal		017	1612	000	7,982,678,825.12	7,789,332,000.00	-----	6,145,100,111.93	-----	9,626,910,713.19
Other Procurement, Navy Fund Resources:											
Undisbursed Funds	2024-2026		017	1810	000	-----	15,115,117,000.00	-----	2,954,674,962.22	-----	12,160,442,037.78
	2023-2025				9,506,472,833.72	-89,101,000.00	9,800,000.00	4,908,054,213.84	-----	4,519,117,619.88	
	2022-2024				4,179,520,747.42	-----	-----	2,397,510,094.21	-----	1,782,010,653.21	
	2021-2023				1,746,771,878.26	-----	-----	919,953,282.42	-----	826,818,595.84	
	2020-2022				812,613,418.77	-----	-----	346,265,654.15	-----	466,347,764.62	
	2019-2021				600,694,390.16	-----	-----	181,269,774.88	-----	419,424,615.28	
	2018-2020				401,285,636.82	-----	-----	92,121,514.95	-----	309,164,121.87	
	2017-2019				160,020,432.71	-----	-----	25,672,954.51	134,347,478.20	-----	
	No Year				55,464,434.86	22,344,619.00	-431,546.00	31,125,505.94	<sup>10</sup> 1,020,462.00	45,231,539.92	
	Subtotal		017	1810	000	17,462,843,772.72	15,048,360,619.00	9,368,454.00	11,856,647,957.12	135,367,940.20	20,528,556,948.40
Total, Procurement, Department of the Navy					158,754,641,530.06	82,808,685,731.00	-363,416,130.00	63,345,779,006.15	558,392,040.40	177,295,740,084.51	
<b>Department of the Air Force</b>											
<b>General Fund Accounts</b>											
Aircraft Procurement, Air Force Fund Resources:											
Undisbursed Funds	2024-2026		057	3010	000	-----	20,728,085,000.00	-----	2,346,950,545.52	-----	18,381,134,454.48
	2023-2025				19,735,781,025.36	-282,762,000.00	-36,800,000.00	4,209,039,240.30	-----	15,207,179,785.06	
	2022-2024				13,258,305,652.52	-83,261,000.00	-5,868,000.00	<sup>17</sup> 4,903,554,068.92	-----	8,265,622,583.60	
	2023				179,671,627.64	-----	-----	262,807.64	-----	179,408,820.00	
	2021-2023				6,713,521,953.10	-----	-----	3,004,873,515.76	-----	3,708,648,437.34	
	2020-2022				2,435,126,288.44	-----	-----	1,318,065,095.04	-----	1,117,061,193.40	
	2019-2021				1,743,899,244.41	-----	-----	550,053,583.67	-----	1,193,845,660.74	
	2018-2020				1,197,788,523.94	-----	-----	231,227,862.09	-----	966,560,661.85	
	2017-2019				780,292,405.03	-----	-----	317,193,035.14	463,099,369.89	-----	

Footnotes at End of Chapter

## Appropriations, Outlays, and Balances - Continued

Appropriation or Fund Account  Title	Account Symbol				Balances, Beginning of Fiscal Year	Appropriations and Other Obligational Authority <sup>1</sup>	Transfers Borrowings and Investment (Net) <sup>2</sup>	Outlays (Net)	Balances Withdrawn and Other Transactions <sup>3</sup>	Balances, End of Fiscal Year
	Period of Availability	ATA	AID	MAIN SUB						
	No Year				2,054,525.32	-----	-610,769.00	890,721.79	<sup>10</sup> 10,726.00	542,308.53
	Subtotal		057 3010	000	46,046,441,245.76	20,362,062,000.00	-43,278,769.00	16,882,110,475.87	463,110,095.89	49,020,003,905.00
Procurement of Ammunition, Air Force Fund Resources:										
Undisbursed Funds	2024-2026		057 3011	000	-----	598,738,000.00	10,212,000.00	-641,539,088.53	-----	1,250,489,088.53
	2023-2025				822,847,470.88	-----	-20,000,000.00	178,516,907.82	-----	624,330,563.06
	2022-2024				518,290,869.70	-----	-1,300,000.00	219,662,295.34	-----	297,328,574.36
	2021-2023				433,748,359.58	-----	-----	169,388,246.81	-----	264,360,112.77
	2020-2022				454,821,108.17	-----	-----	208,312,603.02	-----	246,508,505.15
	2019-2021				222,291,092.42	-----	-----	76,284,676.05	-----	146,006,416.37
	2018-2020				119,003,339.51	-----	-----	43,914,893.90	-----	75,088,445.61
	2017-2019				95,819,099.43	-----	-----	71,957,490.95	23,861,608.48	-----
	Subtotal		057 3011	000	2,666,821,339.69	598,738,000.00	-11,088,000.00	326,498,025.36	23,861,608.48	2,904,111,705.85
Missile Procurement, Air Force Fund Resources:										
Undisbursed Funds	2024-2026		057 3020	000	-----	6,014,594,000.00	368,701,000.00	289,572,493.53	-----	6,093,722,506.47
	2023-2025				2,900,168,982.74	-----	105,000,000.00	802,764,610.72	-----	2,202,404,372.02
	2022-2024				1,378,867,692.32	-----	-----	<sup>18</sup> 535,943,303.68	-----	842,924,388.64
	2023				13,550,000.00	-----	-----	-----	-----	13,550,000.00
	2021-2023				896,869,338.56	-----	-----	588,605,839.12	-----	308,263,499.44
	2020-2022				438,730,717.42	-----	-----	103,818,734.20	-----	334,911,983.22
	2019-2021				254,173,749.74	-----	-----	141,409,091.25	-----	112,764,658.49
	2018-2020				97,353,351.25	-----	-----	21,270,719.41	-----	76,082,631.84
	2017-2019				23,360,340.08	-----	-----	5,413,394.17	17,946,945.91	-----
	No Year				1,742,261.75	-----	-----	-----	-----	1,742,261.75
	Subtotal		057 3020	000	6,004,816,433.86	6,014,594,000.00	473,701,000.00	2,488,798,186.08	17,946,945.91	9,986,366,301.87
Missile Procurement, Air Force Fund Resources:										
Undisbursed Funds	1996-1998		057 3020	001	836,600.00	-----	-----	-----	-----	<sup>19</sup> 836,600.00
	1994-1996				3,147,300.00	-----	-----	-----	-----	<sup>20</sup> 3,147,300.00
	1993-1995				103,302.00	-----	-----	-----	-----	<sup>21</sup> 103,302.00
	1992-1994				4,447,490.00	-----	-----	-----	-----	<sup>21</sup> 4,447,490.00
	1991-1993				618,299.00	-----	-----	-----	-----	<sup>21</sup> 618,299.00
	1990-1992				72,613.89	-----	-----	-----	-----	<sup>21</sup> 72,613.89
	Subtotal		057 3020	001	9,225,604.89	-----	-----	-----	-----	9,225,604.89
Space Procurement, Air Force Fund Resources:										
Undisbursed Funds	2020-2022		057 3021	000	320,426,804.57	-----	-----	69,572,963.49	-----	250,853,841.08
	2019-2021				164,550,120.09	-----	-----	40,690,475.77	-----	123,859,644.32
	2018-2020				221,168,377.70	-----	-----	56,567,252.06	-----	164,601,125.64

Footnotes at End of Chapter

Appropriations, Outlays, and Balances - Continued

Appropriation or Fund Account  Title	Account Symbol				Balances, Beginning of Fiscal Year	Appropriations and Other Obligational Authority <sup>1</sup>	Transfers Borrowings and Investment (Net) <sup>2</sup>	Outlays (Net)	Balances Withdrawn and Other Transactions <sup>3</sup>	Balances, End of Fiscal Year
	Period of Availability	ATA	AID	MAIN SUB						
	2017-2019				72,012,293.71	-----	-----	5,151,275.86	66,861,017.85	-----
	Subtotal		057 3021	000	778,157,596.07	-----	-----	171,981,967.18	66,861,017.85	539,314,611.04
Procurement, Space Force, Air Force Fund Resources:										
Undisbursed Funds	2024-2026		057 3022	000	-----	4,146,639,000.00	-----	401,365,069.47	-----	3,745,273,930.53
	2023-2025				3,746,725,131.51	-80,487,000.00	-----	1,284,898,566.08	-----	2,381,339,565.43
	2022-2024				1,645,481,534.64	-----	-----	323,884,563.56	-----	1,321,596,971.08
	2021-2023				780,551,902.28	-----	-----	341,206,146.07	-----	439,345,756.21
	Subtotal		057 3022	000	6,172,758,568.43	4,066,152,000.00	-----	2,351,354,345.18	-----	7,887,556,223.25
Other Procurement, Air Force Fund Resources:										
Undisbursed Funds	2024-2026		057 3080	000	-----	34,578,563,000.00	-----	24,986,033,551.13	-----	9,592,529,448.87
	2023-2025				8,578,678,887.87	-37,100,000.00	-7,131,000.00	<sup>22</sup> 4,827,465,315.31	-----	3,706,982,572.56
	2022-2024				3,799,921,419.17	-----	6,872,000.00	<sup>23</sup> 2,481,725,887.54	-----	1,325,067,531.63
	2023				3,675,951.28	-----	-----	577,424.08	-----	3,098,527.20
	2021-2023				726,345,828.62	-----	-----	331,307,293.59	-----	395,038,535.03
	2020-2022				498,732,124.26	-----	-----	283,886,411.85	-----	214,845,712.41
	2019-2021				317,149,691.95	-----	-----	114,371,137.67	-----	202,778,554.28
	2018-2020				108,628,179.54	-----	-----	-222,984,895.65	-----	331,613,075.19
	2017-2019				123,947,058.30	-----	-----	5,828,654.02	118,118,404.28	-----
	No Year				8,586,469.00	-----	-1,688,675.00	2,689,890.36	<sup>10</sup> 530,287.00	3,677,616.64
	Subtotal		057 3080	000	14,165,665,609.99	34,541,463,000.00	-1,947,675.00	32,810,900,669.90	118,648,691.28	15,775,631,573.81
Total, Procurement, Department of the Air Force					75,843,886,398.69	65,583,009,000.00	417,386,556.00	55,031,643,669.57	690,428,359.41	86,122,209,925.71
<b>Defense Agencies</b>										
<b>General Fund Accounts</b>										
Procurement, Defense-Wide Fund Resources:										
Undisbursed Funds	2024-2026		097 0300	000	-----	12,084,555,000.00	29,418,000.00	930,219,156.65	-----	11,183,753,843.35
	2023-2025				5,236,760,093.43	-34,326,000.00	15,928,882.00	2,195,499,063.81	-----	3,022,863,911.62
	2021-2025				10,618,419.16	-----	-----	9,907,064.57	-----	711,354.59
	2022-2024				3,364,526,156.91	-204,000.00	-----	1,484,741,524.99	-----	1,879,580,631.92
	2023				1.00	-----	-----	-5,989.76	-----	5,990.76
	2021-2023				1,972,172,219.52	-----	-----	875,401,613.99	-----	1,096,770,605.53
	2020-2022				620,578,944.80	-----	-----	295,403,197.57	-----	325,175,747.23
	2019-2021				328,696,302.78	-----	-----	150,227,570.90	-----	178,468,731.88
	2018-2020				169,861,593.74	-----	-----	55,999,799.97	-----	113,861,793.77
	2017-2019				114,370,244.47	-----	-----	32,285,743.59	82,084,500.88	-----
	No Year				1,000,000.00	-----	-----	-----	-----	1,000,000.00

Footnotes at End of Chapter

## Appropriations, Outlays, and Balances - Continued

Appropriation or Fund Account  Title	Account Symbol				Balances, Beginning of Fiscal Year	Appropriations and Other Obligational Authority <sup>1</sup>	Transfers Borrowings and Investment (Net) <sup>2</sup>	Outlays (Net)	Balances Withdrawn and Other Transactions <sup>3</sup>	Balances, End of Fiscal Year
	Period of Availability	ATA	AID	MAIN SUB						
	Subtotal		097	0300 000	11,818,583,975.81	12,050,025,000.00	45,346,882.00	6,029,678,746.28	82,084,500.88	17,802,192,610.65
National Guard and Reserve Equipment Account, Defense Fund Resources:										
Undisbursed Funds	2024-2026		097	0350 000	----- 1,000,000,000.00	----- 1,000,000,000.00	----- -----	400,493.61	----- -----	999,599,506.39
	2023-2025				994,765,514.17	-----	-----	159,699,089.65	-----	835,066,424.52
	2022-2024				758,619,483.42	-----	-----	320,180,051.50	-----	438,439,431.92
	2021-2023				393,284,610.81	-----	-----	241,303,570.75	-----	151,981,040.06
	2020-2022				59,814.67	-----	-----	-23,628.91	-----	83,443.58
	2019-2021				136,223,085.36	-----	-----	74,857,092.97	-----	61,365,992.39
	2018-2020				92,169,091.03	-----	-----	37,063,673.90	-----	55,105,417.13
	2017-2019				44,902,354.42	-----	-----	27,175,776.76	17,726,577.66	-----
	Subtotal		097	0350 000	2,420,023,953.88	1,000,000,000.00	-----	860,656,120.23	17,726,577.66	2,541,641,255.99
Defense Production Act Purchases, Defense Fund Resources:										
Undisbursed Funds	2024-2028		097	0360 000	----- 368,460,357.70	597,905,000.00	-----	39,767,011.16	-----	558,137,988.84
	2023-2027				244,781,650.04	-----	-----	75,883,255.13	-----	292,577,102.57
	2022-2024				1,186,066,035.36	331,200,000.00	-----	34,495,946.41	-----	210,285,703.63
	No Year				-----	-----	-----	243,954,971.16	-----	1,273,311,064.20
	Subtotal		097	0360 000	1,799,308,043.10	929,105,000.00	-----	394,101,183.86	-----	2,334,311,859.24
Defense Production Act Program Account, Defense Fund Resources:										
Undisbursed Funds	No Year		097	0361 000	25,177,286.38	-----	-----	4,061,033.48	-----	21,116,252.90
Defense Strategic Capital Credit Program, Defense Fund Resources:										
Undisbursed Funds	2024-2026		097	0362 000	-----	49,200,000.00	-----	-----	-----	49,200,000.00
Chemical Agents and Munitions Destruction, Defense Fund Resources:										
Undisbursed Funds	2024-2025		097	0390 000	----- -----	1,036,759,000.00	-----	634,199,186.03	-----	402,559,813.97
	2024				-----	53,205,000.00	-----	28,817,525.50	-----	24,387,474.50
	2023-2024				403,829,918.63	-----	-----	392,292,944.56	-----	11,536,974.07
	2023				25,843,376.23	-----	-----	24,522,131.65	-----	1,321,244.58
	2022-2023				10,593,784.74	-----	-----	10,513,933.83	-----	79,850.91
	2021-2023				-----	-----	-----	-202,277.40	-----	202,277.40
	2022				4,907,492.85	-----	-----	3,587,532.84	-----	1,319,960.01
	2021-2022				1,269,129.00	-----	-----	367,865.56	-----	901,263.44
	2021				1,458,594.52	-----	-----	371,814.41	-----	1,086,780.11
	2020-2021				2,889,669.97	-----	-----	33,287.83	-----	2,856,382.14
	2019-2021				68,550.46	-----	-----	-----	-----	68,550.46
	2020				1,962,519.83	-----	-----	-22,640.19	-----	1,985,160.02
	2019-2020				27,052,115.83	-----	-----	20,412,872.01	-----	6,639,243.82

Footnotes at End of Chapter

Appropriations, Outlays, and Balances - Continued

Appropriation or Fund Account  Title	Account Symbol				Balances, Beginning of Fiscal Year	Appropriations and Other Obligational Authority <sup>1</sup>	Transfers Borrowings and Investment (Net) <sup>2</sup>	Outlays (Net)	Balances Withdrawn and Other Transactions <sup>3</sup>	Balances, End of Fiscal Year
	Period of Availability	ATA	AID	MAIN SUB						
	2018-2020				41,648.81	-----	-----	-----	-----	41,648.81
	2019				-21,401,454.52	-----	-----	-21,652,147.95	250,693.43	-----
	2018-2019				6,014,553.15	-----	-----	11,129.28	6,003,423.87	-----
	2017-2019				-----	-----	-----	-98,202.32	98,202.32	-----
	No Year				1,374,658.88	-----	-----	-----	-----	1,374,658.88
	Subtotal		097	0390 000	465,904,558.38	1,089,964,000.00	-----	1,093,154,955.64	6,352,319.62	456,361,283.12
Joint Improvised-Threat Defeat Fund, Defense Fund Resources:										
Undisbursed Funds	2018-2020		097	2093 000	164,493.25	-----	-----	33.82	-----	164,459.43
	2017-2019				17,528,461.66	-----	-----	177,566.35	17,350,895.31	-----
	Subtotal		097	2093 000	17,692,954.91	-----	-----	177,600.17	17,350,895.31	164,459.43
Total, Procurement, Defense Agencies					16,546,690,772.46	15,118,294,000.00	45,346,882.00	8,381,829,639.66	123,514,293.47	23,204,987,721.33
Total, Procurement					317,567,594,689.27	201,008,038,420.00	1,689,718,667.00	152,259,026,658.85	1,928,077,975.20	366,078,247,142.22
<b>Research, Development, Test, and Evaluation</b>										
<b>    Department of the Army</b>										
<b>        General Fund Accounts</b>										
Research, Development, Test and Evaluation, Army Fund Resources:										
Undisbursed Funds	2024-2026		021	2040 000	-----	-----	-----	-2,925,742.54	-----	2,925,742.54
	2024-2025				-----	17,087,396,461.00	11,342,450.00	4,959,100,919.70	-----	12,139,637,991.30
	2023-2025				188,139.24	-----	-----	-54,139.65	-----	242,278.89
	2023-2024				12,763,391,588.50	-29,850,000.00	3,489,000.00	8,408,094,028.39	-----	4,328,936,560.11
	2022-2024				2,448,425.58	-----	-----	403,716.59	-----	2,044,708.99
	2023				14,304,497.72	-----	-----	-2,717,934.52	-----	17,022,432.24
	2022-2023				3,549,987,281.05	-----	-----	2,446,272,541.67	-----	1,103,714,739.38
	2021-2023				2,109,780.63	-----	-----	1,830,120.95	-----	279,659.68
	2021-2022				-868,711,574.30	-----	-----	-1,345,903,990.27	-----	477,192,415.97
	2020-2022				-2,440,459.25	-----	-----	-2,097,672.39	-----	<sup>9</sup> -342,786.86
	2020-2021				300,904,194.22	-----	-----	25,356,505.75	-----	275,547,688.47
	2019-2021				-559,300.27	-----	-----	-102,638.31	-----	<sup>9</sup> -456,661.96
	2019-2020				244,864,766.91	-----	-----	43,662,233.74	-----	201,202,533.17
	2018-2019				<sup>4</sup> 244,155,097.23	-----	-----	17,975,032.42	226,180,064.81	-----
	No Year				45,773,096.97	21,670,000.00	-755,774.00	29,930,974.60	<sup>10</sup> 123,006.00	36,633,342.37
	Subtotal		021	2040 000	16,296,415,534.23	17,079,216,461.00	14,075,676.00	14,578,823,956.13	226,303,070.81	18,584,580,644.29
Total, Research, Development, Test, and Evaluation, Department of the Army					16,296,415,534.23	17,079,216,461.00	14,075,676.00	14,578,823,956.13	226,303,070.81	18,584,580,644.29
<b>        Department of the Navy</b>										

Footnotes at End of Chapter



## Appropriations, Outlays, and Balances - Continued

Appropriation or Fund Account  Title	Account Symbol				Balances, Beginning of Fiscal Year	Appropriations and Other Obligational Authority <sup>1</sup>	Transfers Borrowings and Investment (Net) <sup>2</sup>	Outlays (Net)	Balances Withdrawn and Other Transactions <sup>3</sup>	Balances, End of Fiscal Year
	Period of Availability	ATA	AID	MAIN SUB						
<b>General Fund Accounts</b>										
Research, Development, Test, and Evaluation, Navy Fund Resources:										
Undisbursed Funds	2024-2026		017	1319	000	-----	-----	-----	-----	-----
	2024-2025					-----	-----	-----	-----	-----
	2023-2025					4,800,155.30	-----	-----	-----	-----
	2023-2024					13,690,992,192.55	-136,705,000.00	518,103,000.00	-----	-----
	2022-2024					6,381,720.19	-----	-----	-----	-----
	2023					2,278,490.59	-----	-----	-----	-----
	2022-2023					3,074,798,189.78	-----	-----	-----	-----
	2021-2023					1,940,327.04	-----	-----	-----	-----
	2021-2022					987,052,659.37	-----	-----	-----	-----
	2020-2022					1,389,470.60	-----	-----	-----	-----
	2020-2021					731,587,751.88	-----	-----	-----	-----
	2019-2021					351,821.13	-----	-----	-----	-----
	2019-2020					414,140,890.50	-----	-----	-----	-----
	2018-2019					398,686,066.95	-----	-----	-----	-----
	No Year					200,738,358.99	221,793,099.00	-6,530,889.00	123,587,327.18	-----
	Subtotal		017	1319	000	19,515,138,094.87	27,827,338,099.00	545,938,778.00	26,548,439,375.36	363,562,073.24
Total, Research, Development, Test, and Evaluation, Department of the Navy						19,515,138,094.87	27,827,338,099.00	545,938,778.00	26,548,439,375.36	364,141,321.24
<b>Department of the Air Force</b>										
<b>General Fund Accounts</b>										
Research, Development, Test, and Evaluation, Air Force Fund Resources:										
Undisbursed Funds	2024-2026		057	3600	000	-----	-----	-----	-----	-----
	2024-2025					-----	-----	-----	-----	-----
	2023-2025					-----	-----	-----	-----	-----
	2023-2024					22,347,154,902.99	-112,324,000.00	-56,369,000.00	-----	-----
	2022-2024					185,986.65	-----	-----	-----	-----
	2023					20,776,399.10	-----	-----	-----	-----
	2022-2023					6,578,470,060.47	-----	-----	-----	-----
	2021-2023					30,652.05	-----	-----	-----	-----
	2021-2022					1,634,714,827.97	-----	-----	-----	-----
	2020-2022					183,934.24	-----	-----	-----	-----
	2020-2021					1,012,151,849.05	-----	-----	-----	-----
	2019-2021					276,095.22	-----	-----	-----	-----
	2019-2020					917,444,600.47	-----	-----	-----	-----
	2018-2019					468,768,850.20	-----	-----	-----	-----

Footnotes at End of Chapter

Appropriations, Outlays, and Balances - Continued

Appropriation or Fund Account  Title	Account Symbol				Balances, Beginning of Fiscal Year	Appropriations and Other Obligational Authority <sup>1</sup>	Transfers Borrowings and Investment (Net) <sup>2</sup>	Outlays (Net)	Balances Withdrawn and Other Transactions <sup>3</sup>	Balances, End of Fiscal Year
	Period of Availability	ATA	AID	MAIN						
	No Year				116,075,548.01	41,557,352.00	-200,013.00	35,411,897.53	<sup>10</sup> 633,041.00	121,387,948.48
	Subtotal		057	3600	33,096,233,706.42	47,582,358,927.00	-56,569,013.00	45,377,619,492.27	385,683,603.17	34,858,720,524.98
Research, Development, Test, and Evaluation, Space Force, Air Force Fund Resources:										
Undisbursed Funds	2024-2025		057	3620	-----	18,532,358,000.00	-----	8,925,397,894.56	-----	9,606,960,105.44
	2023-2024				8,540,075,148.62	-96,878,000.00	-----	6,570,942,570.46	-----	1,872,254,578.16
	2023				17,815,116.65	-----	-----	17,542,582.46	-----	272,534.19
	2022-2023				1,332,651,409.76	-----	-----	783,392,147.68	-----	549,259,262.08
	2021-2022				570,685,822.79	-----	-----	256,744,971.55	-----	313,940,851.24
	Subtotal		057	3620	10,461,227,497.82	18,435,480,000.00	-----	16,554,020,166.71	-----	12,342,687,331.11
Total, Research, Development, Test, and Evaluation, Department of the Air Force					43,557,461,204.24	66,017,838,927.00	-56,569,013.00	61,931,639,658.98	385,683,603.17	47,201,407,856.09
<b>Defense Agencies</b>										
<b>General Fund Accounts</b>										
Research, Development, Test, and Evaluation, Defense Agencies Fund Resources:										
Undisbursed Funds	2024-2026		097	0400	-----	-----	-----	-153,302.15	-----	153,302.15
	2024-2025				-----	37,769,299,000.00	-----	14,447,233,680.28	-----	23,322,065,319.72
	2023-2025				230,783.12	-----	-----	115,704.77	-----	115,078.35
	2023-2024				22,031,437,413.25	-237,538,000.00	12,738,118.00	15,437,495,001.21	-----	6,369,142,530.04
	2022-2024				60,040.63	-----	-----	60,040.63	-----	-----
	2022-2023				5,251,618,241.64	-----	-----	3,381,220,068.87	-----	1,870,398,172.77
	2021-2023				-69,064.83	-----	-----	88,038.18	-----	<sup>9</sup> -157,103.01
	2021-2022				1,534,274,171.80	-----	-----	746,613,517.68	-----	787,660,654.12
	2020-2022				184,983.31	-----	-----	-97,386.56	-----	282,369.87
	2020-2021				850,352,753.30	-----	-----	245,131,841.26	-----	605,220,912.04
	2019-2021				-4,264.59	-----	-----	-911,919.24	-----	907,654.65
	2019-2020				534,970,074.50	-----	-----	83,833,887.47	-----	451,136,187.03
	2018-2019				473,175,853.55	-----	-----	115,455,587.22	357,720,266.33	-----
	No Year				149,581,388.07	52,376,182.00	-9,355,154.69	45,954,341.01	<sup>10</sup> 4,276,208.00	142,371,866.37
	Subtotal		097	0400	30,825,812,373.75	37,584,137,182.00	3,382,963.31	34,502,039,100.63	361,996,474.33	33,549,296,944.10
Department of Defense Rapid Prototyping Fund, Defense Fund Resources:										
Undisbursed Funds	2018-2022		097	0402	559,548.52	-----	-----	409,158.81	-----	150,389.71
	2019-2021				3,581,875.74	-----	-----	2,101,342.70	-----	1,480,533.04
	2014-2021				250,393.27	-----	-----	-----	-----	250,393.27
	2019-2020				140,706.02	-----	-----	99,196.45	-----	41,509.57
	2018-2020				1,121,760.22	-----	-----	483,269.20	-----	638,491.02
	2016-2020				261.14	-----	-----	-----	-----	261.14

Footnotes at End of Chapter

## Appropriations, Outlays, and Balances - Continued

Appropriation or Fund Account  Title	Account Symbol				Balances, Beginning of Fiscal Year	Appropriations and Other Obligational Authority <sup>1</sup>	Transfers Borrowings and Investment (Net) <sup>2</sup>	Outlays (Net)	Balances Withdrawn and Other Transactions <sup>3</sup>	Balances, End of Fiscal Year	
	Period of Availability	ATA	AID	MAIN							SUB
	2012-2020				3,159,232.97	-----	-----	1,723,789.23	-----	1,435,443.74	
	2011-2020				1,256,498.14	-----	-----	317,677.62	-----	938,820.52	
	2009-2020				811,436.33	-----	-----	728,497.49	-----	82,938.84	
	2018-2019				11,774.50	-----	-----	131.96	11,642.54	-----	
	2017-2019				86,736.44	-----	-----	-2,696,724.50	2,783,460.94	-----	
	Subtotal		097	0402	000	-----	-----	3,166,338.96	2,795,103.48	5,018,780.85	
<b>Operational Test and Evaluation, Defense Fund Resources:</b>											
Undisbursed Funds	2024-2025		097	0460	000	-----	336,717,000.00	-----	155,986,399.81	-----	180,730,600.19
	2023-2024					281,749,484.60	-----	202,622,022.42	-----	79,127,462.18	
	2022-2023					40,687,552.20	-----	31,324,505.12	-----	9,363,047.08	
	2021-2022					8,381,812.51	-----	3,551,631.94	-----	4,830,180.57	
	2020-2021					4,566,782.35	-----	836,066.11	-----	3,730,716.24	
	2019-2020					5,740,021.80	-----	1,470,848.64	-----	4,269,173.16	
	2018-2019					2,200,714.20	-----	158,707.65	2,042,006.55	-----	
	Subtotal		097	0460	000	343,326,367.66	336,717,000.00	-----	395,950,181.69	2,042,006.55	282,051,179.42
<b>Special Fund Accounts</b>											
<b>Contributions for Renewable Energy Impact Assessments and Mitigation, Defense Fund Resources:</b>											
Undisbursed Funds	No Year		097	5753	000	2,941,520.47	1,280,000.00	-----	54,399.34	-----	4,167,121.13
<b>Total, Research, Development, Test, and Evaluation, Defense Agencies</b>						31,183,060,485.17	37,922,134,182.00	3,382,963.31	34,901,210,020.62	366,833,584.36	33,840,534,025.50
<b>Total, Research, Development, Test, and Evaluation</b>						110,552,075,318.51	148,846,527,669.00	506,828,404.31	137,960,113,011.09	1,342,961,579.58	120,602,356,801.15
<b>Military Construction</b>											
<b>Department of the Army</b>											
<b>General Fund Accounts</b>											
<b>Military Construction, Army Fund Resources:</b>											
Undisbursed Funds	2024-2028		021	2050	000	-----	2,100,989,000.00	600,000.00	73,689,799.53	-----	2,027,899,200.47
	2023-2027					1,981,583,041.29	-----	11,271,000.00	271,200,543.61	-----	1,721,653,497.68
	2022-2026					1,611,133,200.10	-----	-----	239,036,478.26	-----	1,372,096,721.84
	2021-2025					461,600,956.30	-----	11,272,000.00	140,659,325.46	-----	332,213,630.84
	2020-2024					420,073,531.60	-----	2,000,000.00	124,075,957.67	-----	297,997,573.93
	2021-2023					39,118,472.04	-----	-----	12,878,767.65	-----	26,239,704.39
	2019-2023					405,930,569.21	-----	-----	138,538,237.95	-----	267,392,331.26
	2018-2022					176,672,746.61	-----	2,000,000.00	52,773,345.84	-----	125,899,400.77
	2017-2021					47,305,501.65	-----	1,000,000.00	8,391,710.50	-----	39,913,791.15
	2016-2020					61,295,766.38	-----	-34,942,000.00	12,811,608.05	-----	13,542,158.33
	2015-2019					18,994,619.73	-----	-3,201,000.00	4,797,149.34	10,996,470.39	-----

Footnotes at End of Chapter

Appropriations, Outlays, and Balances - Continued

Appropriation or Fund Account  Title	Account Symbol				Balances, Beginning of Fiscal Year	Appropriations and Other Obligational Authority <sup>1</sup>	Transfers Borrowings and Investment (Net) <sup>2</sup>	Outlays (Net)	Balances Withdrawn and Other Transactions <sup>3</sup>	Balances, End of Fiscal Year	
	Period of Availability	ATA	AID	MAIN							SUB
Transfer To:	No Year				-51,061.70	-----	-----	-19,524.95	-----	<sup>9</sup> -31,536.75	
Military Construction, Army	No Year	069	021	2050	000	20,000,000.00	-----	-----	-----	20,000,000.00	
Subtotal			021	2050	000	5,243,657,343.21	2,100,989,000.00	-10,000,000.00	1,078,833,398.91	10,996,470.39	6,244,816,473.91
Military Construction, Army National Guard Fund Resources:											
Undisbursed Funds	2024-2028		021	2085	000	-----	687,462,000.00	-----	2,066,266.50	-----	685,395,733.50
	2023-2027					594,225,556.20	-----	-----	105,503,832.90	-----	488,721,723.30
	2022-2026					373,266,486.94	-----	-----	158,633,454.46	-----	214,633,032.48
	2021-2025					287,073,586.70	-----	-----	67,496,052.63	-----	219,577,534.07
	2022-2024					80,883,263.53	-----	-----	12,014,488.41	-----	68,868,775.12
	2020-2024					163,844,189.40	-----	-----	76,730,485.06	-----	87,113,704.34
	2019-2023					70,992,778.04	-----	-----	26,800,490.66	-----	44,192,287.38
	2018-2022					485,625,586.81	-----	-----	63,672,582.28	-----	421,953,004.53
	2017-2021					9,030,775.30	-----	-----	2,926,078.20	-----	6,104,697.10
	2016-2020					14,426,306.99	-----	-----	381,863.26	-----	14,044,443.73
	2015-2019					4,911,999.52	-----	-----	-----	4,911,999.52	-----
Subtotal			021	2085	000	2,084,280,529.43	687,462,000.00	-----	516,225,594.36	4,911,999.52	2,250,604,935.55
Military Construction, Army Reserve Fund Resources:											
Undisbursed Funds	2024-2028		021	2086	000	-----	174,076,000.00	-----	6,156,567.05	-----	167,919,432.95
	2023-2027					268,506,428.40	-----	-----	19,500,764.08	-----	249,005,664.32
	2022-2026					116,452,802.74	-----	-----	28,186,250.23	-----	88,266,552.51
	2021-2025					59,505,804.68	-----	-----	13,472,683.52	-----	46,033,121.16
	2020-2024					5,840,951.76	-----	-----	3,812,576.63	-----	2,028,375.13
	2019-2023					2,538,058.22	-----	-----	2,121,153.13	-----	416,905.09
	2018-2022					12,231,315.24	-----	-----	2,593,633.25	-----	9,637,681.99
	2017-2021					827,322.78	-----	-----	405,412.50	-----	421,910.28
	2016-2020					2,320,296.74	-----	-----	891,230.28	-----	1,429,066.46
	2015-2019					243,511.24	-----	-----	-59,343.25	302,854.49	-----
Subtotal			021	2086	000	468,466,491.80	174,076,000.00	-----	77,080,927.42	302,854.49	565,158,709.89
<b>Special Fund Accounts</b>											
Natick Land Conveyance, Army Fund Resources:											
Undisbursed Funds	No Year		021	5756	000	9,540,000.00	9,540,000.00	-----	9,573,823.92	-----	9,506,176.08
Total, Military Construction, Department of the Army						7,805,944,364.44	2,972,067,000.00	-10,000,000.00	1,681,713,744.61	16,211,324.40	9,070,086,295.43
<b>Department of the Navy</b>											
<b>General Fund Accounts</b>											

Footnotes at End of Chapter

## Appropriations, Outlays, and Balances - Continued

Appropriation or Fund Account  Title	Account Symbol				Balances, Beginning of Fiscal Year	Appropriations and Other Obligational Authority <sup>1</sup>	Transfers Borrowings and Investment (Net) <sup>2</sup>	Outlays (Net)	Balances Withdrawn and Other Transactions <sup>3</sup>	Balances, End of Fiscal Year	
	Period of Availability	ATA	AID	MAIN							SUB
Military Construction, Navy Fund Resources: Undisbursed Funds	2024-2028		017	1205	000	-----	6,057,933,000.00	100,000.00	62,107,431.08	-----	5,995,925,568.92
	2023-2027					5,150,241,601.36	-----	100,000.00	1,216,225,486.42	-----	3,934,116,114.94
	2022-2026					3,174,304,150.82	-----	-----	725,749,033.96	-----	2,448,555,116.86
	2023-2025					41,040,000.00	-----	-----	-----	-----	41,040,000.00
	2021-2025					851,261,880.50	-----	-----	254,741,109.19	-----	596,520,771.31
	2020-2024					2,176,323,178.87	-----	-----	910,457,476.10	-----	1,265,865,702.77
	2021-2023					28,802,192.83	-----	-----	3,336,659.24	-----	25,465,533.59
	2019-2023					1,026,302,726.38	-----	-----	361,831,090.04	-----	664,471,636.34
	2018-2022					391,303,925.05	-----	-200,000.00	118,895,776.40	-----	272,208,148.65
	2017-2021					113,889,374.37	-----	-----	32,435,054.77	-----	81,454,319.60
	2016-2020					119,917,977.13	-----	-----	14,858,196.99	-----	105,059,780.14
	2015-2019					32,813,395.30	-----	-----	18,599,093.96	14,214,301.34	-----
	No Year					545,543.18	-----	-----	-----	-----	545,543.18
Transfer To: Transportation	2021-2025	069	017	1205	005	110,940,000.00	-----	-----	-----	-----	110,940,000.00
	2020-2024					3,489,696.17	-----	-----	322,233.85	-----	3,167,462.32
	Subtotal		017	1205	000	13,221,175,641.96	6,057,933,000.00	-----	3,719,558,642.00	14,214,301.34	15,545,335,698.62
Military Construction, Naval Reserve Fund Resources: Undisbursed Funds	2024-2028		017	1235	000	-----	51,291,000.00	-----	2,257,730.14	-----	49,033,269.86
	2023-2027					159,301,000.00	-----	-----	1,288,605.39	-----	158,012,394.61
	2022-2026					68,043,707.36	-----	-----	17,793,316.50	-----	50,250,390.86
	2021-2025					41,940,931.82	-----	-----	26,391,950.44	-----	15,548,981.38
	2020-2024					27,602,473.33	-----	-----	9,314,932.46	-----	18,287,540.87
	2019-2023					14,694,733.60	-----	-----	5,847,300.45	-----	8,847,433.15
	2018-2022					11,402,186.05	-----	-----	200,450.67	-----	11,201,735.38
	2017-2021					8,568,241.33	-----	-----	1,935,483.30	-----	6,632,758.03
	2016-2020					3,980,242.91	-----	-----	365,199.08	-----	3,615,043.83
	2015-2019					7,842,384.69	-----	-----	-----	7,842,384.69	-----
	Subtotal		017	1235	000	343,375,901.09	51,291,000.00	-----	65,394,968.43	7,842,384.69	321,429,547.97
<b>Special Fund Accounts</b>											
Ford Island Improvement Account Fund Resources: Undisbursed Funds	No Year		017	5562	000	100,000.00	-----	-----	-----	-----	100,000.00
Total, Military Construction, Department of the Navy						13,564,651,543.05	6,109,224,000.00	-----	3,784,953,610.43	22,056,686.03	15,866,865,246.59
<b>Department of the Air Force</b>											

Footnotes at End of Chapter

Appropriations, Outlays, and Balances - Continued

Appropriation or Fund Account  Title	Account Symbol				Balances, Beginning of Fiscal Year	Appropriations and Other Obligational Authority <sup>1</sup>	Transfers Borrowings and Investment (Net) <sup>2</sup>	Outlays (Net)	Balances Withdrawn and Other Transactions <sup>3</sup>	Balances, End of Fiscal Year	
	Period of Availability	ATA	AID	MAIN							SUB
<b>General Fund Accounts</b>											
Military Construction, Air Force Fund Resources: Undisbursed Funds	2024-2028		057	3300	000	-----	3,136,224,000.00	17,604,000.00	107,247,565.44	-----	3,046,580,434.56
	2023-2027					3,856,901,255.10	-----	-----	599,362,065.20	-----	3,257,539,189.90
	2022-2026					2,326,634,328.84	-----	-----	512,958,963.48	-----	1,813,675,365.36
	2021-2025					573,146,888.47	-----	-----	155,720,520.50	-----	417,426,367.97
	2020-2024					3,225,633,082.37	-----	-6,000,000.00	1,147,301,899.88	-----	2,072,331,182.49
	2021-2023					56,825,619.09	-----	-----	18,586,947.28	-----	38,238,671.81
	2019-2023					1,471,892,141.87	-----	-----	376,170,885.65	-----	1,095,721,256.22
	2018-2022					352,522,297.18	-----	-----	134,876,180.91	-----	217,646,116.27
	2017-2021					299,411,542.68	-----	-----	87,903,788.85	-----	211,507,753.83
	2016-2020					188,613,127.73	-----	700,000.00	46,864,657.69	-----	142,448,470.04
	2015-2019					97,306,124.26	-----	-18,304,000.00	33,130,937.69	45,871,186.57	-----
Transfer To:											
Federal Highway Administration, Transportation	2021-2025	069	057	3300	005	179,913.99	-----	-----	10,928.60	-----	168,985.39
Subtotal			057	3300	000	12,449,066,321.58	3,136,224,000.00	-6,000,000.00	3,220,135,341.17	45,871,186.57	12,313,283,793.84
Military Construction, Air Force Reserve Fund Resources: Undisbursed Funds	2024-2028		057	3730	000	-----	331,572,000.00	-----	99,417.00	-----	331,472,583.00
	2023-2027					105,923,000.00	-----	-----	14,912,546.44	-----	91,010,453.56
	2022-2026					136,992,961.32	-----	-----	47,266,341.76	-----	89,726,619.56
	2021-2025					21,028,138.54	-----	-----	10,605,886.26	-----	10,422,252.28
	2020-2024					31,186,603.38	-----	-----	11,955,137.03	-----	19,231,466.35
	2019-2023					53,347,727.76	-----	-----	21,717,076.52	-----	31,630,651.24
	2018-2022					5,152,875.54	-----	-----	2,546,371.11	-----	2,606,504.43
	2017-2021					10,119,160.15	-----	-----	4,812,366.44	-----	5,306,793.71
	2016-2020					2,280,319.63	-----	-----	1,719,576.76	-----	560,742.87
	2015-2019					266,714.73	-----	-----	0.01	266,714.72	-----
Subtotal			057	3730	000	366,297,501.05	331,572,000.00	-----	115,634,719.33	266,714.72	581,968,067.00
Military Construction, Air National Guard Fund Resources: Undisbursed Funds	2024-2028		057	3830	000	-----	383,726,000.00	-----	-----	-----	383,726,000.00
	2023-2027					308,735,263.93	-----	-----	76,243,383.23	-----	232,491,880.70
	2022-2026					384,119,924.32	-----	-----	119,365,927.89	-----	264,753,996.43
	2021-2025					59,441,876.25	-----	-----	13,305,895.69	-----	46,135,980.56
	2022-2024					34,434,481.86	-----	-----	25,234,097.89	-----	9,200,383.97
	2020-2024					77,805,104.84	-----	-----	42,505,820.15	-----	35,299,284.69
	2019-2023					54,488,440.86	-----	-----	26,341,439.75	-----	28,147,001.11

Footnotes at End of Chapter

## Appropriations, Outlays, and Balances - Continued

Appropriation or Fund Account  Title	Account Symbol				Balances, Beginning of Fiscal Year	Appropriations and Other Obligational Authority <sup>1</sup>	Transfers Borrowings and Investment (Net) <sup>2</sup>	Outlays (Net)	Balances Withdrawn and Other Transactions <sup>3</sup>	Balances, End of Fiscal Year
	Period of Availability	ATA	AID	MAIN						
	2018-2022				42,255,264.40	-----	-----	23,781,135.61	-----	18,474,128.79
	2017-2021				10,099,131.71	-----	-----	3,055,120.50	-----	7,044,011.21
	2016-2020				501,028.78	-----	-----	68,677.65	-----	432,351.13
	2015-2019				178,412.10	-----	-----	102,165.88	76,246.22	-----
	Subtotal		057	3830	972,058,929.05	383,726,000.00	-----	330,003,664.24	76,246.22	1,025,705,018.59
Total, Military Construction, Department of the Air Force					13,787,422,751.68	3,851,522,000.00	-6,000,000.00	3,665,773,724.74	46,214,147.51	13,920,956,879.43
<b>Defense Agencies</b>										
<b>General Fund Accounts</b>										
Chemical Demilitarization Construction, Defense-Wide Fund Resources:										
Undisbursed Funds	2015-2019		097	0391	1,277.68	-----	-----	-----	1,277.68	-----
Military Construction, Defense-Wide Fund Resources:										
Undisbursed Funds	2024-2028		097	0500	-----	3,261,282,000.00	11,901,000.00	22,850,353.00	-----	3,250,332,647.00
	2023-2027				3,074,097,304.13	-----	-4,999,000.00	381,739,372.24	-----	2,687,358,931.89
	2022-2026				2,052,042,023.76	-----	10,067,000.00	533,951,566.58	-----	1,528,157,457.18
	2021-2025				1,273,193,869.79	-----	1,000.00	375,529,508.10	-----	897,665,361.69
	2020-2024				1,060,630,817.79	-----	6,000,000.00	402,331,115.05	-----	664,299,702.74
	2019-2023				1,010,491,108.81	-----	-1,500,000.00	169,490,535.05	-----	839,500,573.76
	2018-2022				632,358,816.96	-----	-400,000.00	170,753,516.53	-----	461,205,300.43
	2017-2021				305,821,139.56	-----	4,000,000.00	67,274,352.83	-----	242,546,786.73
	2016-2020				253,892,497.01	-----	-----	44,947,684.55	-----	208,944,812.46
	2015-2019				287,148,589.98	-----	-19,225,000.00	189,057,360.62	78,866,229.36	-----
	Subtotal		097	0500	9,949,676,167.79	3,261,282,000.00	5,845,000.00	2,357,925,364.55	78,866,229.36	10,780,011,573.88
Department of Defense Base Closure Account 1990, Defense Fund Resources:										
Undisbursed Funds	No Year		097	0510	72,938,429.57	-----	-----	1,576,619.57	-----	71,361,810.00
Department of Defense Base Closure Account 2005, Defense Fund Resources:										
Undisbursed Funds	No Year		097	0512	579,229,455.02	-----	-----	12,607.18	-----	579,216,847.84
Department of Defense Base Closure Account, Defense Fund Resources:										
Undisbursed Funds	No Year		097	0516	1,611,991,471.51	489,174,000.00	-----	414,617,507.18	-----	1,686,547,964.33
Foreign Currency Fluctuations, Construction, Defense Fund Resources:										
Undisbursed Funds	No Year		097	0803	132,832,620.87	-----	155,000.00	-----	-----	132,987,620.87
North Atlantic Treaty Organization, Security Investment Program,										

Footnotes at End of Chapter

Appropriations, Outlays, and Balances - Continued

Appropriation or Fund Account  Title	Account Symbol				Balances, Beginning of Fiscal Year	Appropriations and Other Obligational Authority <sup>1</sup>	Transfers Borrowings and Investment (Net) <sup>2</sup>	Outlays (Net)	Balances Withdrawn and Other Transactions <sup>3</sup>	Balances, End of Fiscal Year	
	Period of Availability	ATA	AID	MAIN SUB							
Defense Fund Resources: Undisbursed Funds	No Year		097	0804	000	1,056,665,443.69	293,434,000.00	-----	161,026,412.55	-----	1,189,073,031.14
Total, Military Construction, Defense Agencies						13,403,334,866.13	4,043,890,000.00	6,000,000.00	2,935,158,511.03	78,867,507.04	14,439,198,848.06
Total, Military Construction						48,561,353,525.30	16,976,703,000.00	-10,000,000.00	12,067,599,590.81	163,349,664.98	53,297,107,269.51
<b>Family Housing</b>											
<b>Department of the Army</b>											
<b>General Fund Accounts</b>											
Family Housing Construction, Army Fund Resources: Undisbursed Funds	2024-2028		021	0720	000	-----	304,895,000.00	-----	3,948,944.62	-----	300,946,055.38
	2023-2027					491,161,000.00	-----	2,500,000.00	44,963,828.38	-----	448,697,171.62
	2022-2026					165,827,274.82	-----	-18,064,000.00	26,608,834.39	-----	121,154,440.43
	2021-2025					121,023,821.81	-----	-2,500,000.00	17,510,768.37	-----	101,013,053.44
	2020-2024					70,749,980.37	-----	-19,000,000.00	11,755,720.04	-----	39,994,260.33
	2019-2023					137,426,284.57	-----	-----	48,343,876.26	-----	89,082,408.31
	2018-2022					87,204,018.06	-----	-----	23,389,556.79	-----	63,814,461.27
	2017-2021					8,405,875.55	-----	-----	58,949.23	-----	8,346,926.32
	2016-2020					1,044,542.96	-----	-----	14,214.40	-----	1,030,328.56
	2015-2019					4,999,902.86	-----	-----	45,645.31	4,954,257.55	-----
	Subtotal		021	0720	000	1,087,842,701.00	304,895,000.00	-37,064,000.00	176,640,337.79	4,954,257.55	1,174,079,105.66
Family Housing Operation and Maintenance, Army Fund Resources: Undisbursed Funds	2024		021	0725	000	-----	395,485,000.00	9,000,000.00	252,241,727.79	-----	152,243,272.21
	2023					202,095,979.00	-----	-----	114,776,569.41	-----	87,319,409.59
	2021-2023					7,654,515.49	-----	-----	3,752,750.29	-----	3,901,765.20
	2022					78,943,981.89	-----	-1,000,000.00	27,890,619.22	-----	50,053,362.67
	2021					41,386,610.27	-----	-----	5,741,409.45	-----	35,645,200.82
	2020-2021					-828,565.97	-----	-----	-48,452.58	-----	<sup>9</sup> -780,113.39
	2020					57,345,774.15	-----	2,000,000.00	7,676,219.38	-----	51,669,554.77
	2019					46,268,526.24	-----	-----	21,666,493.44	24,602,032.80	-----
	Subtotal		021	0725	000	432,866,821.07	395,485,000.00	10,000,000.00	433,697,336.40	24,602,032.80	380,052,451.87
Total, Family Housing, Department of the Army						1,520,709,522.07	700,380,000.00	-27,064,000.00	610,337,674.19	29,556,290.35	1,554,131,557.53
<b>Department of the Navy</b>											
<b>General Fund Accounts</b>											
Family Housing Construction, Navy and Marine Corps Fund Resources: Undisbursed Funds	2024-2028		017	0730	000	-----	277,142,000.00	100,000.00	14,669,049.30	-----	262,572,950.70
	2023-2027					336,677,798.56	-----	100,000.00	32,077,766.86	-----	304,700,031.70

Footnotes at End of Chapter



## Appropriations, Outlays, and Balances - Continued

Appropriation or Fund Account	Account Symbol				Balances, Beginning of Fiscal Year	Appropriations and Other Obligational Authority <sup>1</sup>	Transfers Borrowings and Investment (Net) <sup>2</sup>	Outlays (Net)	Balances Withdrawn and Other Transactions <sup>3</sup>	Balances, End of Fiscal Year
Title	Period of Availability	ATA	AID	MAIN						
	2022-2026				82,725,386.07	-----	100,000.00	25,742,015.20	-----	57,083,370.87
	2021-2025				24,012,597.52	-----	-----	11,839,848.94	-----	12,172,748.58
	2020-2024				21,788,332.84	-----	-----	1,197,992.63	-----	20,590,340.21
	2019-2023				23,174,347.69	-----	-----	12,270,873.47	-----	10,903,474.22
	2018-2022				12,472,443.70	-----	-300,000.00	4,742,427.88	-----	7,430,015.82
	2017-2021				1,353,956.85	-----	-----	-462,166.70	-----	1,816,123.55
	2016-2020				2,998,441.25	-----	-----	159,144.62	-----	2,839,296.63
	2015-2019				1,598,716.58	-----	-----	-----	1,598,716.58	-----
	Subtotal		017	0730	000	506,802,021.06	277,142,000.00	102,236,952.20	1,598,716.58	680,108,352.28
Family Housing Operation and Maintenance, Navy and Marine Corps										
Fund Resources:										
Undisbursed Funds	2024		017	0735	000	-----	373,854,000.00	-----	220,227,138.76	153,626,861.24
	2023					150,261,975.38	-----	105,240,038.28	-----	45,021,937.10
	2021-2023					14,451,660.21	-----	11,461,893.12	-----	2,989,767.09
	2022					74,518,245.74	-----	13,751,465.79	-----	60,766,779.95
	2021					28,269,675.37	-----	6,565,916.46	-----	21,703,758.91
	2020-2021					13,094,748.52	-----	5,177,781.51	-----	7,916,967.01
	2020					856,430.34	-----	-4,417,718.41	-----	5,274,148.75
	2019					20,184,292.65	-----	2,996,591.45	17,187,701.20	-----
	Subtotal		017	0735	000	301,637,028.21	373,854,000.00	361,003,106.96	17,187,701.20	297,300,220.05
Total, Family Housing, Department of the Navy						808,439,049.27	650,996,000.00	463,240,059.16	18,786,417.78	977,408,572.33
<b>Department of the Air Force</b>										
<b>General Fund Accounts</b>										
Family Housing Construction, Air Force										
Fund Resources:										
Undisbursed Funds	2024-2028		057	0740	000	-----	237,097,000.00	-----	-807.43	237,097,807.43
	2023-2027					293,692,204.99	-----	3,397,173.81	-----	290,295,031.18
	2022-2026					111,511,710.93	-6,000,000.00	17,192,882.74	-----	88,318,828.19
	2021-2025					125,515,387.35	-----	5,711,664.07	-----	119,803,723.28
	2020-2024					80,648,538.83	-----	19,933,871.39	-----	60,714,667.44
	2019-2023					83,038,215.38	-----	3,328,530.36	-----	79,709,685.02
	2018-2022					56,865,921.18	-----	13,592,116.15	-----	43,273,805.03
	2017-2021					40,844,584.43	-----	2,950,991.06	-----	37,893,593.37
	2016-2020					72,353,521.19	-----	1,190,720.17	-----	71,162,801.02
	2015-2019					5,727,080.72	-----	-----	5,727,080.72	-----
	Subtotal		057	0740	000	870,197,165.00	237,097,000.00	-6,000,000.00	67,297,142.32	1,028,269,941.96
Family Housing Operation and Maintenance, Air Force										
Fund Resources:										
Undisbursed Funds	2024		057	0745	000	-----	324,386,000.00	17,000,000.00	159,361,820.72	182,024,179.28

Footnotes at End of Chapter

Appropriations, Outlays, and Balances - Continued

Appropriation or Fund Account  Title	Account Symbol				Balances, Beginning of Fiscal Year	Appropriations and Other Obligational Authority <sup>1</sup>	Transfers Borrowings and Investment (Net) <sup>2</sup>	Outlays (Net)	Balances Withdrawn and Other Transactions <sup>3</sup>	Balances, End of Fiscal Year	
	Period of Availability	ATA	AID	MAIN							SUB
	2023				198,119,149.50	-----	-----	107,370,334.57	-----	90,748,814.93	
	2021-2023				10,280,151.81	-----	-----	8,767,142.60	-----	1,513,009.21	
	2022				97,651,076.32	-----	-----	26,227,461.98	-----	71,423,614.34	
	2021				70,046,269.77	-----	-----	8,646,699.45	-----	61,399,570.32	
	2020-2021				14,255,308.30	-----	-----	-236,870.48	-----	14,492,178.78	
	2020				42,255,177.52	-----	-----	4,980,958.18	-----	37,274,219.34	
	2019				68,700,745.19	-----	-17,000,000.00	4,996,343.06	46,704,402.13	-----	
	Subtotal		057	0745	000	501,307,878.41	324,386,000.00	-----	320,113,890.08	46,704,402.13	458,875,586.20
Total, Family Housing, Department of the Air Force						1,371,505,043.41	561,483,000.00	-6,000,000.00	387,411,032.40	52,431,482.85	1,487,145,528.16
<b>Defense Agencies</b>											
<b>General Fund Accounts</b>											
Family Housing Operation and Maintenance, Defense-Wide Fund Resources:											
Undisbursed Funds	2024		097	0765	000	-----	50,785,000.00	-----	39,470,053.50	-----	11,314,946.50
	2023					7,304,075.58	-----	4,171,452.13	-----	3,132,623.45	
	2022					4,813,279.77	-----	115,966.49	-----	4,697,313.28	
	2021					2,847,749.48	-----	-2,854.21	-----	2,850,603.69	
	2020					3,774,013.42	-----	-20,967.66	-----	3,794,981.08	
	2019					4,163,287.78	-----	3,960.23	4,159,327.55	-----	
	Subtotal		097	0765	000	22,902,406.03	50,785,000.00	-----	43,737,610.48	4,159,327.55	25,790,468.00
Department of Defense Family Housing Improvement Fund, Defense Fund Resources:											
Undisbursed Funds	No Year		097	0834	000	54,117,725.62	6,611,000.55	43,064,000.00	41,810,874.82	-----	61,981,851.35
Department of Defense Military Unaccompanied Housing Improvement Fund, Defense Fund Resources:											
Undisbursed Funds	No Year		097	0836	000	1,012,220.11	496,000.00	-----	1,332,542.10	-----	175,678.01
<b>Public Enterprise Funds</b>											
Homeowners Assistance Fund, Defense Fund Resources:											
Undisbursed Funds	No Year		097	4090	000	66,910,919.33	-----	-----	972,179.75	-----	65,938,739.58
Homeowners Assistance Fund - Recovery Act, Defense Fund Resources:											
Undisbursed Funds	No Year		097	4091	000	809,400.64	-----	-----	-40,240.72	-----	849,641.36
Total, Family Housing, Defense Agencies						145,752,671.73	57,892,000.55	43,064,000.00	87,812,966.43	4,159,327.55	154,736,378.30
Total, Family Housing						3,846,406,286.48	1,970,751,000.55	10,000,000.00	1,548,801,732.18	104,933,518.53	4,173,422,036.32
<b>Revolving and Management Funds</b>											
<b>Department of the Army</b>											

Footnotes at End of Chapter

## Appropriations, Outlays, and Balances - Continued

Appropriation or Fund Account  Title	Account Symbol				Balances, Beginning of Fiscal Year	Appropriations and Other Obligational Authority <sup>1</sup>	Transfers Borrowings and Investment (Net) <sup>2</sup>	Outlays (Net)	Balances Withdrawn and Other Transactions <sup>3</sup>	Balances, End of Fiscal Year
	Period of Availability	ATA	AID	MAIN SUB						
<b>Intragovernmental Funds</b>										
Defense Working Capital Fund, Army Fund Resources:										
Undisbursed Funds	No Year		097	4930	4 3,472,501,619.31	149,213,000.00	-1,286,928,000.00	-725,557,901.12	-----	3,060,344,520.43
Unfunded Contract Authority					2,211,976,847.43	27 9,179,680,273.60	-----	-----	7,402,974,932.13	3,988,682,188.90
Subtotal	Subtotal		097	4930	5,684,478,466.74	9,328,893,273.60	-1,286,928,000.00	-725,557,901.12	7,402,974,932.13	7,049,026,709.33
Total, Revolving and Management Funds, Department of the Army					5,684,478,466.74	9,328,893,273.60	-1,286,928,000.00	-725,557,901.12	7,402,974,932.13	7,049,026,709.33
<b>Department of the Navy</b>										
<b>Intragovernmental Funds</b>										
National Defense Sealift Fund, Navy Fund Resources:										
Undisbursed Funds	2024-2029		017	4557	-----	32,308,000.00	-----	10,309,998.85	-----	21,998,001.15
	2023-2028				16,210,380.40	-----	-----	3,186,106.98	-----	13,024,273.42
	2022-2027				12,353,489.44	-----	-----	8,012,077.90	-----	4,341,411.54
	No Year				57,271,655.80	-----	-----	2,722,429.30	-----	54,549,226.50
Subtotal	Subtotal		017	4557	85,835,525.64	32,308,000.00	-----	24,230,613.03	-----	93,912,912.61
Defense Working Capital Fund, Navy Fund Resources:										
Undisbursed Funds	No Year		097	4930	4,064,680,418.29	-----	-406,421,000.00	-1,605,481,338.66	-----	5,263,740,756.95
Unfunded Contract Authority					7,933,310,283.20	27 9,816,827,721.43	-----	-----	9,850,890,626.12	7,899,247,378.51
Subtotal	Subtotal		097	4930	11,997,990,701.49	9,816,827,721.43	-406,421,000.00	-1,605,481,338.66	9,850,890,626.12	13,162,988,135.46
Total, Revolving and Management Funds, Department of the Navy					12,083,826,227.13	9,849,135,721.43	-406,421,000.00	-1,581,250,725.63	9,850,890,626.12	13,256,901,048.07
<b>Department of the Air Force</b>										
<b>Intragovernmental Funds</b>										
Defense Working Capital Fund, Air Force Fund Resources:										
Undisbursed Funds	2022		097	4930	2,135,263.61	-----	-----	-----	-----	2,135,263.61
	No Year				1,778,046,584.72	84,047,000.00	-----	-1,135,786,888.44	-----	2,997,880,473.16
Unfunded Contract Authority					4,658,483,371.31	27 10,925,183,460.96	-----	-----	10,829,427,530.99	4,754,239,301.28
Subtotal	Subtotal		097	4930	6,438,665,219.64	11,009,230,460.96	-----	-1,135,786,888.44	10,829,427,530.99	7,754,255,038.05
Total, Revolving and Management Funds, Department of the Air Force					6,438,665,219.64	11,009,230,460.96	-----	-1,135,786,888.44	10,829,427,530.99	7,754,255,038.05
<b>Defense Agencies</b>										
<b>Intragovernmental Funds</b>										
National Defense Stockpile Transaction Fund, Defense Fund Resources:										
Undisbursed Funds	2024-2026		097	4555	-----	50,000,000.00	-----	-----	-----	50,000,000.00
	2023-2025				113,500,000.00	-----	-----	41,901,793.80	-----	71,598,206.20
	2022-2024				98,952,159.30	-----	-----	30,570,455.06	-----	68,381,704.24
	No Year				367,349,718.79	-----	-----	17,066,880.42	-----	350,282,838.37

Footnotes at End of Chapter

Appropriations, Outlays, and Balances - Continued

Appropriation or Fund Account  Title	Account Symbol				Balances, Beginning of Fiscal Year	Appropriations and Other Obligational Authority <sup>1</sup>	Transfers Borrowings and Investment (Net) <sup>2</sup>	Outlays (Net)	Balances Withdrawn and Other Transactions <sup>3</sup>	Balances, End of Fiscal Year	
	Period of Availability	ATA	AID	MAIN SUB							
Subtotal			097	4555	000	579,801,878.09	50,000,000.00	-----	89,539,129.28	-----	540,262,748.81
Defense Working Capital Fund, Defense Commissary Agency Fund Resources:											
Undisbursed Funds	No Year		097	4930	004	311,092,201.99	1,553,112,000.00	-----	1,569,832,928.80	-----	294,371,273.19
Unfunded Contract Authority						267,489,116.58	<sup>27</sup> 4,876,749,110.73	-----	-----	4,724,907,634.07	419,330,593.24
Subtotal			097	4930	004	578,581,318.57	6,429,861,110.73	-----	1,569,832,928.80	4,724,907,634.07	713,701,866.43
Defense Working Capital Fund, Defense Agencies Fund Resources:											
Undisbursed Funds	No Year		097	4930	005	<sup>4</sup> 5,704,207,256.59	106,367,000.00	319,018,920.00	1,996,495,140.89	-----	4,133,098,035.70
Unfunded Contract Authority						13,021,653,645.59	<sup>27</sup> 55,853,215,147.97	-----	-----	55,460,073,484.13	13,414,795,309.43
Subtotal			097	4930	005	18,725,860,902.18	55,959,582,147.97	319,018,920.00	1,996,495,140.89	55,460,073,484.13	17,547,893,345.13
Building Maintenance Fund, Defense Fund Resources:											
Undisbursed Funds	No Year		097	4931	000	69,569,712.14	-----	-----	4,003,045.41	-----	65,566,666.73
Defense Counterintelligence and Security Agency Working Capital Fund, Defense Fund Resources:											
Undisbursed Funds	No Year		097	4932	000	<sup>4</sup> 1,432,274,578.07	-----	-----	473,520,217.04	-----	958,754,361.03
Pentagon Reservation Maintenance Revolving Fund, Defense Fund Resources:											
Undisbursed Funds	No Year		097	4950	000	605,610,880.78	-----	-----	-63,221,429.61	-----	668,832,310.39
Total, Revolving and Management Funds, Defense Agencies						21,991,699,269.83	62,439,443,258.70	319,018,920.00	4,070,169,031.81	60,184,981,118.20	20,495,011,298.52
Total, Revolving and Management Funds						46,198,669,183.34	92,626,702,714.69	-1,374,330,080.00	627,573,516.62	88,268,274,207.44	48,555,194,093.97
<b>Trust Funds</b>											
<b>Department of the Army</b>											
<b>Trust Fund Accounts</b>											
Bequest of Major General Fred C. Ainsworth, Library, Walter Reed General Hospital, Army Fund Resources:											
Undisbursed Funds	No Year		021	8063	000	23,684.25	-----	-----	-----	-----	23,684.25
Heritage Center for the National Museum of the United States Army Fund Resources:											
Undisbursed Funds	No Year		021	8721	000	-----	-----	-----	-77,419.00	-----	77,419.00
Department of the Army General Gift Fund, Army Fund Resources:											
Undisbursed Funds	No Year		021	8927	000	57,105,585.80	20,383,237.32	-101,332.04	28,604,316.55	-----	48,783,174.53
Unrealized Discount on Investments						-121,274.22	-----	-8,895.35	-----	-----	-130,169.57
Investments in US Treasury Securities						3,639,554.88	-----	110,227.39	-----	-----	3,749,782.27
Subtotal			021	8927	000	60,623,866.46	20,383,237.32	0.00	28,604,316.55	-----	52,402,787.23
Total, Trust Funds, Department of the Army						60,647,550.71	20,383,237.32	0.00	28,526,897.55	-----	52,503,890.48

Footnotes at End of Chapter

## Appropriations, Outlays, and Balances - Continued

Appropriation or Fund Account  Title	Account Symbol				Balances, Beginning of Fiscal Year	Appropriations and Other Obligational Authority <sup>1</sup>	Transfers Borrowings and Investment (Net) <sup>2</sup>	Outlays (Net)	Balances Withdrawn and Other Transactions <sup>3</sup>	Balances, End of Fiscal Year	
	Period of Availability	ATA	AID	MAIN							SUB
<b>Department of the Navy</b>											
<b>Trust Fund Accounts</b>											
Department of the Navy General Gift Fund, Navy Fund Resources:											
Undisbursed Funds	No Year		017	8716	000	8,813,766.73	1,067,615.72	-----	1,189,677.86	-----	8,691,704.59
Ships' Stores Profits, Navy Fund Resources:											
Undisbursed Funds	No Year		017	8723	000	3,985,084.25	10,101,225.59	-----	10,763,835.33	-----	3,322,474.51
United States Naval Academy General Gift Fund Fund Resources:											
Undisbursed Funds	No Year		017	8733	000	35,037,327.09	13,548,451.48	618,931.03	17,591,832.55	-----	31,612,877.05
Unrealized Discount on Investments						-91,552.49	-----	-6,431.03	-----	-----	-97,983.52
Investments in US Treasury Securities						4,151,200.00	-----	-612,500.00	-----	-----	3,538,700.00
Subtotal			017	8733	000	39,096,974.60	13,548,451.48	-----	17,591,832.55	-----	35,053,593.53
Total, Trust Funds, Department of the Navy						51,895,825.58	24,717,292.79	-----	29,545,345.74	-----	47,067,772.63
<b>Department of the Air Force</b>											
<b>Trust Fund Accounts</b>											
Air Force Cadet Fund, Air Force Fund Resources:											
Undisbursed Funds	No Year		057	8418	000	216,415.04	-----	-----	-----	-----	216,415.04
Department of the Air Force General Gift Fund, Air Force Fund Resources:											
Undisbursed Funds	No Year		057	8928	000	17,467,814.83	3,111,137.13	-92.10	4,294,677.84	-----	16,284,182.02
Unrealized Discount on Investments						-389.83	-----	92.10	-----	-----	-297.73
Investments in US Treasury Securities						7,522.86	-----	-----	-----	-----	7,522.86
Subtotal			057	8928	000	17,474,947.86	3,111,137.13	-----	4,294,677.84	-----	16,291,407.15
Total, Trust Funds, Department of the Air Force						17,691,362.90	3,111,137.13	-----	4,294,677.84	-----	16,507,822.19
<b>Defense Agencies</b>											
<b>Trust Fund Accounts</b>											
Department of Defense Dependents' Education Gift Fund Fund Resources:											
Undisbursed Funds	No Year		097	8096	000	-----	-----	-----	-6,369.87	-----	6,369.87
Department of Defense General Gift Fund, Defense Fund Resources:											
Undisbursed Funds	No Year		097	8163	000	7,553,209.15	47,890.29	-----	405,826.04	-----	7,195,273.40
Commissary Stores Surcharge Program, Defense Fund Resources:											
Undisbursed Funds	No Year		097	8164	000	375,557,648.54	-----	-----	-29,906,447.95	-----	405,464,096.49
Unfunded Contract Authority						<sup>4</sup> -18,463,350.00	18,463,350.00	-----	-----	-----	-----

Footnotes at End of Chapter

Appropriations, Outlays, and Balances - Continued

Appropriation or Fund Account  Title	Account Symbol				Balances, Beginning of Fiscal Year	Appropriations and Other Obligational Authority <sup>1</sup>	Transfers Borrowings and Investment (Net) <sup>2</sup>	Outlays (Net)	Balances Withdrawn and Other Transactions <sup>3</sup>	Balances, End of Fiscal Year
	Period of Availability	ATA	AID	MAIN SUB						
Subtotal		097	8164	000	357,094,298.54	18,463,350.00	-----	-29,906,447.95	-----	405,464,096.49
Foreign National Employees Separation Pay Account, Defense Fund Resources:										
Undisbursed Funds	No Year	097	8165	000	657,386,146.50	3,168,255.48	-----	4,877,538.09	-----	655,676,863.89
National Security Education Trust Fund, Defense Fund Resources:										
Undisbursed Funds	No Year	097	8168	000	109,664.93	114,312.65	-147,333.04	-23,697.94	-----	100,342.48
Investments in US Treasury Securities					1,929,899.76	-----	147,333.04	-----	-----	2,077,232.80
Subtotal		097	8168	000	2,039,564.69	114,312.65	-----	-23,697.94	-----	2,177,575.28
Voluntary Separation Incentive Fund, Defense Fund Resources:										
Undisbursed Funds	No Year	097	8335	000	1,966,961.11	13,278,805.65	6,427,094.95	20,087,111.79	-----	1,585,749.92
Investments in US Treasury Securities					41,568,544.47	-----	-6,427,094.95	-----	-----	35,141,449.52
Subtotal		097	8335	000	43,535,505.58	13,278,805.65	-----	20,087,111.79	-----	36,727,199.44
Host Nation Support for U.S. Relocation Activities, Defense Fund Resources:										
Undisbursed Funds	No Year	097	8337	000	56,276,586.33	76,390,053.34	2,640,312.96	97,696,834.70	-----	37,610,117.93
Investments in US Treasury Securities					139,743,770.40	-----	-2,640,312.96	-----	-----	137,103,457.44
Subtotal		097	8337	000	196,020,356.73	76,390,053.34	-----	97,696,834.70	-----	174,713,575.37
Support for U.S. Relocation to Guam Activities, Defense Fund Resources:										
Undisbursed Funds	No Year	097	8358	000	933,633,506.50	38,394,942.17	232,612,653.69	486,683,897.27	-----	717,957,205.09
Unrealized Discount on Investments					-24,861,177.11	-----	-9,878,399.78	-----	-----	-34,739,576.89
Investments in US Treasury Securities					1,257,748,980.25	-----	-222,734,253.91	-----	-----	1,035,014,726.34
Subtotal		097	8358	000	2,166,521,309.64	38,394,942.17	-----	486,683,897.27	-----	1,718,232,354.54
Total, Trust Funds, Defense Agencies					3,430,150,390.83	149,857,609.58	-----	579,814,692.13	-----	3,000,193,308.28
Total, Trust Funds					3,560,385,130.02	198,069,276.82	-----	642,181,613.26	-----	3,116,272,793.58
<b>Deductions for Offsetting Receipts</b>										
Proprietary Receipts from the Public					-----	-2,626,497,340.42	-----	-2,626,497,340.42	-----	-----
Intrabudgetary Receipts Deducted by Agency					-----	-194,398,918.58	-----	-194,398,918.58	-----	-----
Offsetting Governmental Receipts					-----	-853,565.04	-----	-853,565.04	-----	-----
Total, Offsetting Receipts					-----	-2,821,749,824.04	-----	-2,821,749,824.04	-----	-----
Total, Department of Defense--Military Programs					733,369,926,569.76	1,019,641,590,519.89	-37,687,608.28	826,277,202,762.02	99,991,480,094.22	826,705,146,625.13
<b>Memorandum</b>										
<b>Financing Accounts</b>										
<b>Public Enterprise Funds</b>										

Footnotes at End of Chapter

**Appropriations, Outlays, and Balances - Continued**

Appropriation or Fund Account  Title	Account Symbol				Balances, Beginning of Fiscal Year	Appropriations and Other Obligational Authority <sup>1</sup>	Transfers Borrowings and Investment (Net) <sup>2</sup>	Outlays (Net)	Balances Withdrawn and Other Transactions <sup>3</sup>	Balances, End of Fiscal Year	
	Period of Availability	ATA	AID	MAIN							SUB
Department of Defense Family Housing Improvement Fund, Direct Loan, Financing Account, Defense Fund Resources:											
Undisbursed Funds	No Year		097	4166	000	-----	-----	100,394,737.09	100,394,737.09	-----	-----
Authority to Borrow from the Treasury						<sup>28</sup> 6,341,830.40	-----	-----	-----	-----	6,341,830.40
Subtotal			097	4166	000	6,341,830.40	152,138,337.75	-152,138,337.75	-----	-----	6,341,830.40
Department of Defense Family Housing Improvement Fund, Guaranteed Loan, Financing Account, Defense Fund Resources:											
Undisbursed Funds	No Year		097	4167	000	31,774,352.98	-----	-----	3,565,716.54	-----	28,208,636.44
Defense Production Act, Direct Loan Financing Account, Defense Fund Resources:											
Undisbursed Funds	No Year		097	4387	000	-----	-----	-11,788,476.34	-11,788,476.34	-----	-----
Authority to Borrow from the Treasury						<sup>28</sup> 180,514,800.00	-----	-----	-----	-----	180,514,800.00
Subtotal			097	4387	000	180,514,800.00	-----	-11,788,476.34	-11,788,476.34	-----	180,514,800.00
Total, Financing Accounts						218,630,983.38	152,138,337.75	-63,532,077.00	92,171,977.29	-----	215,065,266.84

Footnotes at End of Chapter

Footnotes

- 1 The amounts in this column, unless otherwise footnoted, represent appropriations, increases and rescissions in borrowing authority or new contract authority. Appropriation accounts with appropriation transfer activity are presented in Table 1 (Appropriations and Appropriation Transfers) at the end of this chapter.
- 2 The amounts in this column, unless otherwise footnoted, represent transfers - other than appropriation transfers, borrowings (gross), investments (net), unrealized discounts or funds held outside the Treasury.
- 3 The amounts in this column, unless otherwise footnoted, represent obligated balances canceled for fiscal year 2019 pursuant to 31 U.S.C. 1553 and adjustments to borrowing and contract authority.
- 4 The opening balance(s) of the following account(s) have been adjusted during the current fiscal year and do not agree with last year's closing balance(s):

<u>Account Symbol: (ATA, AID, POA, MAIN, SUB)</u>	<u>Adjustment</u>
021 2021 2060 000 - Undi sbursed Funds	\$34,832,466.00
021 X 0810 000 - Undi sbursed Funds	\$601,928.31
097 2021 0100 000 - Undi sbursed Funds	-\$308,831.50
021 2018-2019 2040 000 - Undi sbursed Funds	\$5,531.99
097 X 4930 001 - Undi sbursed Funds	-\$34,828,459.20
097 X 4930 005 - Undi sbursed Funds	\$116,185.43
097 X 4932 000 - Undi sbursed Funds	\$308,831.50
097 X 8164 000 - Unfunded Contract Authority	-\$18,463,350.00

- 5 Includes \$191,079.76 which represents payment for obligations of a closed account.
- 6 Includes \$45,858.77 which represents payment for obligations of a closed account.
- 7 Includes \$434,314.02 which represents payment for obligations of a closed account.
- 8 Includes \$44,094.71 which represents payment for obligations of a closed account.
- 9 Subject to disposition by the administrative agency.
- 10 Represents capital transfer to miscellaneous receipts.
- 11 Includes \$28,602.59 which represents payment for obligations of a closed account.
- 12 Includes \$6,778,404.48 which represents payment for obligations of a closed account.
- 13 Includes \$1,912,512.03 which represents payment for obligations of a closed account.
- 14 Includes \$3,024,468.03 which represents payment for obligations of a closed account.
- 15 Includes \$10,017.00 which represents payment for obligations of a closed account.
- 16 Includes \$100,570.85 which represents payment for obligations of a closed account.
- 17 Includes \$15,078,194.27 which represents payment for obligations of a closed account.
- 18 Includes \$23,306.92 which represents payment for obligations of a closed account.
- 19 Pursuant to Public Law # 106-377, 114 Stat. 1441A-44, the balance for this account has been extended beyond the normal period of availability to liquidate obligations.
- 20 Pursuant to Public Law # 105-262, 112 Stat. 2320 Sec. 8100, the balance for this account has been extended beyond the normal period of availability to liquidate obligations.
- 21 Pursuant to Public Law # 104-208, 110 Stat. 3009-112 Sec. 8112, the balance for this account has been extended beyond the normal period of availability to liquidate obligations.
- 22 Includes \$133,589.16 which represents payment for obligations of a closed account.
- 23 Includes \$74,382.58 which represents payment for obligations of a closed account.
- 24 Includes \$168,951.34 which represents payment for obligations of a closed account.
- 25 Includes \$3,282,483.20 which represents payment for obligations of a closed account.
- 26 Includes \$340,841.28 which represents payment for obligations of a closed account.
- 27 Represents new contract authority.
- 28 The opening balance of 097 X 4166 000 has been adjusted during the current fiscal year by \$6,341,830.40 and does not agree with last year's closing balance.



## Appropriations, Outlays, and Balances - Continued

---

### Footnotes

---

29 The opening balance of 097 X 4387 000 has been adjusted during the current fiscal year by \$180,514,800.00 and does not agree with last year's closing balance.

Footnotes

Table 1 - Appropriations and Appropriation Transfers - Department of Defense--Military Programs

AID	ATA	Period of Availability	MAIN	Net Appropriations and Appropriation Transfers	Appropriation Amount	Net Appropriation Transfers	AID Involved	ATA Involved	Period of Availability Involved	MAIN Involved	Amount From or To (-)
017		X	0810	0.00	410,240,000.00	-410,240,000.00	017		24	1804	-410,240,000.00
017		24	1105	15,401,202,000.00	15,254,227,000.00	146,975,000.00	017		2425	1319	77,284,000.00
							017		2426	1506	24,981,000.00
							017		24	1804	41,400,000.00
							097		24	0100	1,744,000.00
							097		24	0105	1,566,000.00
017		X	1106	10,216,803.00	0.00	10,216,803.00	011		X	5512	10,216,803.00
017		24	1106	10,147,927,600.00	10,095,854,000.00	52,073,600.00	017		24	1108	-6,855,000.00
							017		2425	1319	32,352,000.00
							097		24	0100	19,200,600.00
							097		24	0105	7,376,000.00
017		24	1107	323,023,000.00	325,395,000.00	-2,372,000.00	017		24	1108	-2,245,000.00
							057		24	3400	-200,000.00
							097		24	0105	73,000.00
017		24	1108	917,326,000.00	878,928,000.00	38,398,000.00	017		24	1106	6,855,000.00
							017		24	1107	2,245,000.00
							017		2426	1109	20,000,000.00
							017		2425	1319	7,900,000.00
							097		24	0100	1,398,000.00
017		X	1109	3,728,750.00	0.00	3,728,750.00	011		X	5512	3,728,750.00
017		2426	1109	4,714,088,000.00	4,116,975,000.00	597,113,000.00	017		24	1108	-20,000,000.00
							017		24	1453	-23,900,000.00
							021		2426	2032	65,964,000.00
							021		2426	2035	12,000,000.00
							057		24	3400	-30,200,000.00
							097		2425	0100	593,249,000.00
017		X	1319	221,793,099.00	0.00	221,793,099.00	011		X	5512	221,793,099.00
017		2425	1319	27,742,250,000.00	27,982,855,000.00	-240,605,000.00	017		24	1105	-77,284,000.00
							017		24	1106	-32,352,000.00
							017		24	1108	-7,900,000.00
							017		2426	1810	-30,000,000.00
							021		24	2020	-79,512,000.00

## Appropriations, Outlays, and Balances - Continued

### Footnotes

Table 1 - Appropriations and Appropriation Transfers - Department of Defense--Military Programs

AID	ATA	Period of Availability	MAIN	Net Appropriations and Appropriation Transfers	Appropriation Amount	Net Appropriation Transfers	AID Involved	ATA Involved	Period of Availability Involved	MAIN Involved	Amount From or To (-)
							021		2426	2031	-5,049,000.00
							057		24	3400	-30,698,000.00
							097		24	0100	28,490,000.00
							097		2425	0100	25,000,000.00
							097		2426	0300	-1,300,000.00
							097		X	4930	-30,000,000.00
017		24	1405	2,479,664,000.00	2,472,718,000.00	6,946,000.00	097		24	0100	946,000.00
							097		24	0105	6,000,000.00
017		24	1453	36,735,484,000.00	36,647,327,000.00	88,157,000.00	017		2426	1109	23,900,000.00
							017		2426	1506	16,100,000.00
							017		2426	1810	47,721,000.00
							097		24	0105	436,000.00
017		X	1506	48,925,362.00	0.00	48,925,362.00	011		X	5512	48,925,362.00
017		2426	1506	19,708,462,000.00	19,826,909,000.00	-118,447,000.00	017		24	1105	-24,981,000.00
							017		24	1453	-16,100,000.00
							021		24	2020	-9,898,000.00
							057		24	3400	-12,668,000.00
							097		2426	0300	-54,800,000.00
017		2426	1507	6,439,772,000.00	6,583,804,000.00	-144,032,000.00	057		2426	3020	-546,602,000.00
							097		24	0100	62,925,000.00
							097		2425	0100	339,645,000.00
017		2426	1508	2,050,553,000.00	1,161,205,000.00	889,348,000.00	021		2426	2034	20,328,000.00
							097		24	0100	49,500,000.00
							097		2425	0100	819,520,000.00
017		2428	1611	26,741,068,000.00	34,530,400,000.00	-7,789,332,000.00	017		2428	1612	-7,789,332,000.00
017		2428	1612	7,789,332,000.00	0.00	7,789,332,000.00	017		2428	1611	7,789,332,000.00
017		X	1804	679,709,197.00	667,508,000.00	12,201,197.00	011		X	5512	12,201,197.00
017		24	1804	72,760,037,200.00	71,590,416,000.00	1,169,621,200.00	017		X	0810	410,240,000.00
							017		24	1105	-41,400,000.00
							017		2429	4557	-32,308,000.00
							097		24	0100	663,878,200.00
							097		2425	0100	15,849,000.00

## Appropriations, Outlays, and Balances - Continued

### Footnotes

Table 1 - Appropriations and Appropriation Transfers - Department of Defense--Military Programs

AID	ATA	Period of Availability	MAIN	Net Appropriations and Appropriation Transfers	Appropriation Amount	Net Appropriation Transfers	AID Involved	ATA Involved	Period of Availability Involved	MAIN Involved	Amount From or To (-)
017		24	1806	1,363,643,000.00	1,370,710,000.00	-7,067,000.00	097		24	0105	153,362,000.00
							057		24	3400	-4,700,000.00
							097		24	0100	-2,500,000.00
							097		24	0105	133,000.00
017		X	1810	22,344,619.00	0.00	22,344,619.00	011		X	5512	22,344,619.00
017		2426	1810	15,115,117,000.00	14,705,235,000.00	409,882,000.00	017		2425	1319	30,000,000.00
							017		24	1453	-47,721,000.00
							021		24	2020	-202,000.00
							057		24	3400	-32,832,000.00
							097		24	0100	128,085,000.00
							097		2425	0100	317,450,000.00
							097		24	0105	15,102,000.00
017		2429	4557	32,308,000.00	0.00	32,308,000.00	017		24	1804	32,308,000.00
021		X	0810	860,000.00	241,860,000.00	-241,000,000.00	021		24	2020	-241,000,000.00
021		24	2010	49,981,859,000.00	49,962,058,000.00	19,801,000.00	097		24	0100	15,221,000.00
							097		24	0105	4,580,000.00
021		X	2020	183,680,872.00	175,943,968.00	7,736,904.00	011		X	5512	7,736,904.00
021		24	2020	59,504,564,882.00	57,549,284,032.00	1,955,280,850.00	017		2425	1319	79,512,000.00
							017		2426	1506	9,898,000.00
							017		2426	1810	202,000.00
							021		X	0810	241,000,000.00
							021		2426	2032	45,000,000.00
							021		2426	2034	2,582,000.00
							021		2426	2035	10,650,311.00
							021		2425	2040	46,775,539.00
							057		24	3500	249,448,000.00
							057		2425	3600	1,340,000.00
							097		24	0100	692,373,000.00
							097		2425	0100	119,712,000.00
							097		24	0105	223,982,000.00
							097		X	0811	232,806,000.00
021		2425	2020	4,347,581,000.00	4,887,581,000.00	-540,000,000.00	097		2425	0100	-540,000,000.00

## Appropriations, Outlays, and Balances - Continued

### Footnotes

Table 1 - Appropriations and Appropriation Transfers - Department of Defense--Military Programs

AID	ATA	Period of Availability	MAIN	Net Appropriations and Appropriation Transfers	Appropriation Amount	Net Appropriation Transfers	AID Involved	ATA Involved	Period of Availability Involved	MAIN Involved	Amount From or To (-)
021		X	2031	1,890,000.00	0.00	1,890,000.00	011		X	5512	1,890,000.00
021		2426	2031	3,319,297,000.00	3,287,997,000.00	31,300,000.00	017		2425	1319	5,049,000.00
							021		2426	2035	3,000,000.00
							021		2425	2040	21,371,000.00
							097		24	0390	1,880,000.00
021		2426	2032	8,027,428,000.00	7,364,970,000.00	662,458,000.00	017		2426	1109	-65,964,000.00
							021		24	2020	-45,000,000.00
							021		2426	2034	-418,494,000.00
							097		2425	0100	1,191,916,000.00
021		2426	2033	6,675,204,000.00	4,244,226,000.00	2,430,978,000.00	097		2425	0100	2,430,978,000.00
021		2426	2034	9,944,962,568.00	9,357,874,000.00	587,088,568.00	017		2426	1508	-20,328,000.00
							021		24	2020	-2,582,000.00
							021		2426	2032	418,494,000.00
							021		2426	2035	49,999,568.00
							097		24	0100	46,393,000.00
							097		2425	0100	145,112,000.00
							097		2426	0300	-10,500,000.00
							097		X	4930	-39,500,000.00
021		2426	2035	9,668,557,121.00	8,935,288,000.00	733,269,121.00	017		2426	1109	-12,000,000.00
							021		24	2020	-10,650,311.00
							021		2426	2031	-3,000,000.00
							021		2426	2034	-49,999,568.00
							021		2425	2040	-2,765,000.00
							057		2426	3020	-2,400,000.00
							057		2426	3080	-298,000.00
							097		24	0100	289,877,000.00
							097		2425	0100	526,765,000.00
							097		24	0105	4,049,000.00
							097		2426	0300	-6,309,000.00
021		X	2040	21,670,000.00	0.00	21,670,000.00	011		X	5512	21,670,000.00
021		2425	2040	17,087,396,461.00	17,132,097,000.00	-44,700,539.00	021		24	2020	-46,775,539.00
							021		2426	2031	-21,371,000.00

**Appropriations, Outlays, and Balances - Continued**

**Footnotes**

**Table 1 - Appropriations and Appropriation Transfers - Department of Defense--Military Programs**

AID	ATA	Period of Availability	MAIN	Net Appropriations and Appropriation Transfers	Appropriation Amount	Net Appropriation Transfers	AID Involved	ATA Involved	Period of Availability Involved	MAIN Involved	Amount From or To (-)
							021		2426	2035	2,765,000.00
							097		24	0100	8,500,000.00
							097		24	0105	7,181,000.00
							097		2425	0400	5,000,000.00
021		24	2060	10,032,629,000.00	9,791,213,000.00	241,416,000.00	097		24	0100	1,991,000.00
							097		24	0105	239,425,000.00
021		24	2065	8,629,051,000.00	8,599,397,000.00	29,654,000.00	097		24	0100	-32,500,000.00
							097		24	0105	62,154,000.00
021		24	2070	5,374,191,000.00	5,367,436,000.00	6,755,000.00	097		24	0100	2,885,000.00
							097		24	0105	3,870,000.00
021		24	2080	3,565,415,000.00	3,562,714,000.00	2,701,000.00	097		24	0105	2,701,000.00
057		X	0810	1,000,000.00	384,744,000.00	-383,744,000.00	057		24	3400	-383,744,000.00
057		2426	3010	20,728,085,000.00	20,828,306,000.00	-100,221,000.00	057		24	3400	-105,164,000.00
							057		2425	3600	-16,500,000.00
							097		24	0105	21,443,000.00
057		2426	3011	598,738,000.00	589,943,000.00	8,795,000.00	097		2425	0100	8,795,000.00
057		2426	3020	6,014,594,000.00	5,059,648,000.00	954,946,000.00	017		2426	1507	546,602,000.00
							021		2426	2035	2,400,000.00
							057		24	3400	-27,059,000.00
							097		24	0100	11,523,000.00
							097		2425	0100	421,480,000.00
057		2426	3022	4,146,639,000.00	4,064,839,000.00	81,800,000.00	057		24	3410	-3,200,000.00
							057		24	3510	-5,000,000.00
							057		2425	3620	90,000,000.00
057		2426	3080	34,578,563,000.00	34,610,955,000.00	-32,392,000.00	021		2426	2035	298,000.00
							057		24	3400	-49,220,000.00
							057		2425	3600	6,457,000.00
							097		24	0100	650,000.00
							097		2425	0100	9,423,000.00
057		X	3400	1,780,000.00	0.00	1,780,000.00	011		X	5512	1,780,000.00
057		24	3400	62,697,819,625.00	61,199,302,000.00	1,498,517,625.00	017		24	1107	200,000.00
							017		2426	1109	30,200,000.00

## Appropriations, Outlays, and Balances - Continued

### Footnotes

Table 1 - Appropriations and Appropriation Transfers - Department of Defense--Military Programs

AID	ATA	Period of Availability	MAIN	Net Appropriations and Appropriation Transfers	Appropriation Amount	Net Appropriation Transfers	AID Involved	ATA Involved	Period of Availability Involved	MAIN Involved	Amount From or To (-)
							017		2425	1319	30,698,000.00
							017		2426	1506	12,668,000.00
							017		24	1806	4,700,000.00
							017		2426	1810	32,832,000.00
							057		X	0810	383,744,000.00
							057		2426	3010	105,164,000.00
							057		2426	3020	27,059,000.00
							057		2426	3080	49,220,000.00
							057		24	3410	-10,434,000.00
							057		24	3500	107,715,000.00
							057		2425	3600	160,415,425.00
							057		2425	3620	43,602,000.00
							057		24	3840	200,000.00
							057	069	24	3400	-23,842,000.00
							097		24	0100	209,446,200.00
							097		2425	0100	116,800,000.00
							097		24	0105	218,580,000.00
							097		2425	0400	-450,000.00
057		24	3410	4,942,866,000.00	4,873,544,000.00	69,322,000.00	057		2426	3022	3,200,000.00
							057		24	3400	10,434,000.00
							057		2425	3620	53,108,000.00
							097		24	0100	2,580,000.00
057		24	3500	35,708,438,000.00	36,065,601,000.00	-357,163,000.00	021		24	2020	-249,448,000.00
							057		24	3400	-107,715,000.00
057		24	3510	1,260,278,000.00	1,255,278,000.00	5,000,000.00	057		2426	3022	5,000,000.00
057		X	3600	41,557,352.00	0.00	41,557,352.00	011		X	5512	41,557,352.00
057		2425	3600	47,653,125,575.00	47,741,526,000.00	-88,400,425.00	021		24	2020	-1,340,000.00
							057		2426	3010	16,500,000.00
							057		2426	3080	-6,457,000.00
							057		24	3400	-160,415,425.00
							467		24	0401	-2,483,000.00
							097		24	0100	17,830,000.00

Footnotes

Table 1 - Appropriations and Appropriation Transfers - Department of Defense--Military Programs

AID	ATA	Period of Availability	MAIN	Net Appropriations and Appropriation Transfers	Appropriation Amount	Net Appropriation Transfers	AID Involved	ATA Involved	Period of Availability Involved	MAIN Involved	Amount From or To (-)
057		2425	3620	18,532,358,000.00	18,668,068,000.00	-135,710,000.00	097		2425	0100	56,660,000.00
							097		24	0105	30,615,000.00
							097		2426	0300	-2,900,000.00
							097		2425	0400	-410,000.00
							097		X	4930	-36,000,000.00
							057		2426	3022	-90,000,000.00
							057		24	3400	-43,602,000.00
							057		24	3410	-53,108,000.00
							097		24	0100	51,000,000.00
							097		24	0100	5,124,000.00
057		24	3700	2,437,378,000.00	2,428,553,000.00	8,825,000.00	097		24	0105	3,701,000.00
057		24	3740	4,005,482,000.00	4,005,756,000.00	-274,000.00	097		24	0105	1,726,000.00
057		24	3840	7,340,700,000.00	7,335,405,000.00	5,295,000.00	057		24	3840	-2,000,000.00
057		24	3850	5,349,364,000.00	5,272,165,000.00	77,199,000.00	097		24	0105	3,495,000.00
057	069	24	3400	23,842,000.00	0.00	23,842,000.00	057		24	3400	23,842,000.00
097		X	0100	28,888,752.00	25,968,000.00	2,920,752.00	097		24	3400	2,920,752.00
097		24	0100	50,670,077,000.00	53,396,987,000.00	-2,726,910,000.00	057		24	3400	-200,000.00
							057		24	3740	2,000,000.00
							097		24	0105	3,495,000.00
							097		24	0100	5,051,000.00
							097		24	0105	72,148,000.00
							057		24	3400	23,842,000.00
							011		X	5512	2,920,752.00
							017		24	1105	-1,744,000.00
							017		24	1106	-19,200,600.00
							017		24	1108	-1,398,000.00
							017		2425	1319	-28,490,000.00
							017		24	1405	-946,000.00
							017		2426	1507	-62,925,000.00
							017		2426	1508	-49,500,000.00
							017		24	1804	-663,878,200.00
							017		24	1806	2,500,000.00
							017		2426	1810	-128,085,000.00
							021		24	2010	-15,221,000.00
							021		24	2020	-692,373,000.00



## Appropriations, Outlays, and Balances - Continued

### Footnotes

Table 1 - Appropriations and Appropriation Transfers - Department of Defense--Military Programs

AID	ATA	Period of Availability	MAIN	Net Appropriations and Appropriation Transfers	Appropriation Amount	Net Appropriation Transfers	AID Involved	ATA Involved	Period of Availability Involved	MAIN Involved	Amount From or To (-)
097		2425	0100	29,506,046,000.00	36,335,126,000.00	-6,829,080,000.00	021		2426	2034	-46,393,000.00
							021		2426	2035	-289,877,000.00
							021		2425	2040	-8,500,000.00
							021		24	2060	-1,991,000.00
							021		24	2065	32,500,000.00
							021		24	2070	-2,885,000.00
							057		2426	3020	-11,523,000.00
							057		2426	3080	-650,000.00
							057		24	3400	-209,446,200.00
							057		24	3410	-2,580,000.00
							057		2425	3600	-17,830,000.00
							057		2425	3620	-51,000,000.00
							057		24	3700	-5,124,000.00
							057		24	3850	-5,051,000.00
							072		2324	1037	-15,000,000.00
							075		24	0944	-5,000,000.00
							097		2425	0100	-35,465,000.00
							097		24	0105	89,678,000.00
							097		24	0130	-750,000.00
							097		2426	0300	-143,775,000.00
							097		2428	0360	-10,000,000.00
							097		2425	0400	-248,142,000.00
							097		X	0810	6,865,000.00
							097		2425	0819	-83,250,000.00
							097		X	4930	-460,000.00
							017		2426	1109	-593,249,000.00
017		2425	1319	-25,000,000.00							
017		2426	1507	-339,645,000.00							
017		2426	1508	-819,520,000.00							
017		24	1804	-15,849,000.00							
017		2426	1810	-317,450,000.00							
021		24	2020	-119,712,000.00							

**Appropriations, Outlays, and Balances - Continued**

**Footnotes**

**Table 1 - Appropriations and Appropriation Transfers - Department of Defense--Military Programs**

AID	ATA	Period of Availability	MAIN	Net Appropriations and Appropriation Transfers	Appropriation Amount	Net Appropriation Transfers	AID Involved	ATA Involved	Period of Availability Involved	MAIN Involved	Amount From or To (-)
097		24	0105	0.00	1,177,061,000.00	-1,177,061,000.00	021		2425	2020	540,000,000.00
							021		2426	2032	-1,191,916,000.00
							021		2426	2033	-2,430,978,000.00
							021		2426	2034	-145,112,000.00
							021		2426	2035	-526,765,000.00
							057		2426	3011	-8,795,000.00
							057		2426	3020	-421,480,000.00
							057		2426	3080	-9,423,000.00
							057		24	3400	-116,800,000.00
							057		2425	3600	-56,660,000.00
							097		24	0100	35,465,000.00
							097		2426	0300	-247,016,000.00
							097		2425	0400	-19,175,000.00
							017		24	1105	-1,566,000.00
							017		24	1106	-7,376,000.00
							017		24	1107	-73,000.00
							017		24	1405	-6,000,000.00
							017		24	1453	-436,000.00
							017		24	1804	-153,362,000.00
							017		24	1806	-133,000.00
							017		2426	1810	-15,102,000.00
							021		24	2010	-4,580,000.00
							021		24	2020	-223,982,000.00
							021		2426	2035	-4,049,000.00
							021		2425	2040	-7,181,000.00
							021		24	2060	-239,425,000.00
							021		24	2065	-62,154,000.00
							021		24	2070	-3,870,000.00
							021		24	2080	-2,701,000.00
							057		2426	3010	-21,443,000.00
057		24	3400	-218,580,000.00							
057		2425	3600	-30,615,000.00							

## Appropriations, Outlays, and Balances - Continued

### Footnotes

Table 1 - Appropriations and Appropriation Transfers - Department of Defense--Military Programs

AID	ATA	Period of Availability	MAIN	Net Appropriations and Appropriation Transfers	Appropriation Amount	Net Appropriation Transfers	AID Involved	ATA Involved	Period of Availability Involved	MAIN Involved	Amount From or To (-)
							057		24	3700	-3,701,000.00
							057		24	3740	-1,726,000.00
							057		24	3840	-3,495,000.00
							057		24	3850	-72,148,000.00
							097		24	0100	-89,678,000.00
							097		24	0107	-100,000.00
							097		24	0130	-3,585,000.00
097		24	0107	524,167,000.00	524,067,000.00	100,000.00	097		24	0105	100,000.00
097		24	0130	36,424,056,000.00	36,606,721,000.00	-182,665,000.00	036		24	0169	-168,560,000.00
							036		2425	0169	-3,440,000.00
							097		24	0100	750,000.00
							097		24	0105	3,585,000.00
							036	097	X	0165	-15,000,000.00
097		2425	0130	2,872,871,000.00	2,876,871,000.00	-4,000,000.00	097		2426	0300	-4,000,000.00
097		2426	0300	12,084,555,000.00	11,639,455,000.00	445,100,000.00	017		2425	1319	1,300,000.00
							017		2426	1506	54,800,000.00
							021		2426	2034	10,500,000.00
							021		2426	2035	6,309,000.00
							057		2425	3600	2,900,000.00
							097		24	0100	143,775,000.00
							097		2425	0100	247,016,000.00
							097		2425	0130	4,000,000.00
							097		2425	0400	-25,500,000.00
097		2428	0360	597,905,000.00	587,905,000.00	10,000,000.00	097		24	0100	10,000,000.00
097		24	0390	53,205,000.00	55,085,000.00	-1,880,000.00	021		2426	2031	-1,880,000.00
097		X	0400	52,376,182.00	0.00	52,376,182.00	011		X	5512	52,376,182.00
097		2425	0400	37,769,299,000.00	37,080,622,000.00	688,677,000.00	021		2425	2040	-5,000,000.00
							057		24	3400	450,000.00
							057		2425	3600	410,000.00
							097		24	0100	248,142,000.00
							097		2425	0100	19,175,000.00
							097		2426	0300	25,500,000.00

**Appropriations, Outlays, and Balances - Continued**

**Footnotes**

**Table 1 - Appropriations and Appropriation Transfers - Department of Defense--Military Programs**

AID	ATA	Period of Availability	MAIN	Net Appropriations and Appropriation Transfers	Appropriation Amount	Net Appropriation Transfers	AID Involved	ATA Involved	Period of Availability Involved	MAIN Involved	Amount From or To (-)
097		24	0403	0.00	400,000,000.00	-400,000,000.00	097		24	0403	400,000,000.00
097		X	0810	2,100,000.00	8,965,000.00	-6,865,000.00	097		2425	0400	-400,000,000.00
097		X	0811	0.00	232,806,000.00	-232,806,000.00	097		24	0100	-6,865,000.00
097		2425	0819	225,750,000.00	142,500,000.00	83,250,000.00	021		24	2020	-232,806,000.00
097		X	4930	0.00	1,786,779,000.00	-1,786,779,000.00	097		24	0100	83,250,000.00
							017		2425	1319	30,000,000.00
							021		2426	2034	39,500,000.00
							057		2425	3600	36,000,000.00
							097		24	0100	460,000.00
							097		X	4930	-149,213,000.00
							097		X	4930	-84,047,000.00
							097		X	4930	-1,553,112,000.00
							097		X	4930	-106,367,000.00
097		X	4930	149,213,000.00	0.00	149,213,000.00	097		X	4930	149,213,000.00
097		X	4930	84,047,000.00	0.00	84,047,000.00	097		X	4930	84,047,000.00
097		X	4930	1,553,112,000.00	0.00	1,553,112,000.00	097		X	4930	1,553,112,000.00
097		X	4930	106,367,000.00	0.00	106,367,000.00	097		X	4930	106,367,000.00
<b>Total</b>				<b>876,580,854,020.00</b>	<b>876,341,196,000.00</b>	<b>239,658,020.00</b>					<b>239,658,020.00</b>

**This Page Left Blank Intentionally**

---

Appropriations, Outlays, and Balances - Continued

Appropriation or Fund Account  Title	Account Symbol				Balances, Beginning of Fiscal Year	Appropriations and Other Obligational Authority <sup>1</sup>	Transfers Borrowings and Investment (Net) <sup>2</sup>	Outlays (Net)	Balances Withdrawn and Other Transactions <sup>3</sup>	Balances, End of Fiscal Year	
	Period of Availability	ATA	AID	MAIN							SUB
<b>Department of Education</b>											
<b>General Fund Accounts</b>											
Education Stabilization Fund, Department of Education											
Fund Resources:											
Undisbursed Funds	2021-2023		091	0251	000	466,188,660,517.93	-----	-----	49,249,109,392.89	-----	16,939,551,125.04
	2021-2022					7,193,822,606.38	-----	-----	6,145,012,594.05	-----	1,048,810,012.33
	2020-2021					383,147,975.26	-----	-----	122,034,503.43	-----	261,113,471.83
	Subtotal		091	0251	000	73,765,631,099.57	-----	-----	55,516,156,490.37	-----	18,249,474,609.20
<b>Office of Elementary and Secondary Education</b>											
<b>General Fund Accounts</b>											
Indian Education, Office of Elementary and Secondary Education,											
Education											
Fund Resources:											
Undisbursed Funds	2024		091	0101	000	-----	194,746,000.00	-----	5,529,593.17	-----	189,216,406.83
	2023					192,138,299.97	-----	-----	139,516,801.02	-----	52,621,498.95
	2022					50,782,187.43	-----	-----	36,024,712.34	-----	14,757,475.09
	2021					16,271,138.70	-----	-1,121,697.00	5,568,608.52	-----	9,580,833.18
	2020					4,162,943.93	-----	-----	267,284.31	-----	3,895,659.62
	2019					5,932,928.29	-----	-----	620,355.17	5,312,573.12	-----
	No Year					13,974,406.44	-----	-----	5,399,734.01	-----	8,574,672.43
	Subtotal		091	0101	000	283,261,904.76	194,746,000.00	-1,121,697.00	192,927,088.54	5,312,573.12	278,646,546.10
Impact Aid, Education											
Fund Resources:											
Undisbursed Funds	2024		091	0102	000	-----	1,620,316,000.00	-----	1,610,771,405.00	-----	9,544,595.00
	2023-2024					18,406,000.00	-----	-----	1,057,373.44	-----	17,348,626.56
	2023					256,577,680.00	-----	-----	254,375,927.00	-----	2,201,753.00
	2022					16,087,656.34	-----	-----	13,651,813.00	-----	2,435,843.34
	2021-2022					14,930,061.50	-----	-----	8,015,876.18	-----	6,914,185.32
	2021					3,411,777.80	-----	-----	32,635.00	-----	3,379,142.80
	2020					805,542.58	-----	-----	27,757.50	-----	777,785.08
	2019-2020					1,150,710.11	-----	-----	822,455.98	-----	328,254.13
	2019					1,122,136.91	-----	-----	-----	1,122,136.91	-----
	No Year					16,904,694.90	4,835,000.00	-----	2,334,441.65	-----	19,405,253.25
	Subtotal		091	0102	000	329,396,260.14	1,625,151,000.00	-----	1,891,089,684.75	1,122,136.91	62,335,438.48
Safe Schools and Citizenship Education, Education											
Fund Resources:											
Undisbursed Funds	2024-2025		091	0203	000	-----	657,000,000.00	-----	2,413,217.68	-----	654,586,782.32
	2023-2024					655,537,878.94	-----	-5,000,000.00	111,555,909.51	-----	538,981,969.43
	2022-2023					457,303,232.49	-----	-----	327,433,035.40	-----	129,870,197.09
	2021-2022					33,968,297.51	-----	-----	28,427,995.37	-----	5,540,302.14

Footnotes at End of Chapter

## Appropriations, Outlays, and Balances - Continued

Appropriation or Fund Account  Title	Account Symbol				Balances, Beginning of Fiscal Year	Appropriations and Other Obligational Authority <sup>1</sup>	Transfers Borrowings and Investment (Net) <sup>2</sup>	Outlays (Net)	Balances Withdrawn and Other Transactions <sup>3</sup>	Balances, End of Fiscal Year
	Period of Availability	ATA	AID	MAIN SUB						
	2021				24,400,809.07	-----	-----	19,633,789.03	-----	4,767,020.04
	2020-2021				12,644,542.91	-----	-----	9,794,739.06	-----	2,849,803.85
	2020				2,235,808.64	-----	-----	1,165,210.63	-----	1,070,598.01
	2019-2020				38,598.10	-----	-----	15,332.90	-----	23,265.20
	2019				1,475,620.24	-----	-----	522,154.91	953,465.33	-----
	2018-2019				1.00	-----	-----	-----	1.00	-----
	No Year				15,858,954.05	-----	5,000,000.00	5,573,582.09	-----	15,285,371.96
	Subtotal		091	0203 000	1,203,463,742.95	657,000,000.00	-----	506,534,966.58	953,466.33	1,352,975,310.04
Education for the Disadvantaged, Education Fund Resources:										
Undisbursed Funds	2024-2025		091	0900 000	-----	8,179,490,000.00	-----	112,113,662.22	-----	8,067,376,337.78
	2024				-----	10,928,039,385.00	-----	4,621,777,442.78	-----	6,306,261,942.22
	2023-2024				8,106,446,957.39	-----	-----	7,516,031,833.55	-----	590,415,123.84
	2023				6,237,548,569.44	-----	-----	5,195,341,985.87	-----	1,042,206,583.57
	2022-2023				615,296,294.20	-----	-----	371,722,655.39	-----	243,573,638.81
	2022				799,147,286.04	-----	-----	647,198,707.41	-----	151,948,578.63
	2021-2022				257,397,226.48	-----	-----	164,372,940.91	-----	93,024,285.57
	2021				243,171,521.71	-----	-300,000.00	133,240,495.41	-----	109,631,026.30
	2020-2021				107,048,473.36	-----	-----	94,006,913.62	-----	13,041,559.74
	2020				48,439,293.50	-----	-----	27,360,347.85	-----	21,078,945.65
	2019-2020				36,357,428.30	-----	-----	28,547,501.55	-----	7,809,926.75
	2019				19,618,051.87	-----	-----	-1,672.20	19,619,724.07	-----
	2018-2019				2,325,046.84	-----	-----	111,291.74	2,213,755.10	-----
	Subtotal		091	0900 000	16,472,796,149.13	19,107,529,385.00	-300,000.00	18,911,824,106.10	21,833,479.17	16,646,367,948.86
School Improvement Programs, Education Fund Resources:										
Undisbursed Funds	2024-2025		091	1000 000	-----	3,947,312,000.00	-----	68,312,629.31	-----	3,878,999,370.69
	2022-2025				993,009,163.83	-----	-----	192,503,604.57	-----	800,505,559.26
	2024				-----	1,827,581,905.00	-----	590,498,032.12	-----	1,237,083,872.88
	2023-2024				3,926,009,814.95	-----	-----	1,926,089,674.89	-----	1,999,920,140.06
	2023				1,280,113,318.15	-----	-----	1,022,444,671.80	-----	257,668,646.35
	2022-2023				1,964,132,958.32	-----	-----	1,313,084,061.36	-----	651,048,896.96
	2022				229,951,706.86	-----	-----	199,097,287.82	-----	30,854,419.04
	2021-2022				566,443,242.91	-----	-----	454,090,430.64	-----	112,352,812.27
	2021				55,228,691.07	-----	-----	39,250,489.46	-----	15,978,201.61
	2020-2021				166,899,679.64	-----	-----	78,826,699.19	-----	88,072,980.45
	2020				11,685,674.30	-----	-----	1,367,410.23	-----	10,318,264.07
	2019-2020				61,253,831.98	-----	-----	26,605,732.77	-----	34,648,099.21
	2019				6,854,654.80	-----	-----	-----	6,854,654.80	-----

Footnotes at End of Chapter

Appropriations, Outlays, and Balances - Continued

Appropriation or Fund Account  Title	Account Symbol				Balances, Beginning of Fiscal Year	Appropriations and Other Obligational Authority <sup>1</sup>	Transfers Borrowings and Investment (Net) <sup>2</sup>	Outlays (Net)	Balances Withdrawn and Other Transactions <sup>3</sup>	Balances, End of Fiscal Year
	Period of Availability	ATA	AID	MAIN SUB						
	2018-2019				13,999,500.46	-----	-----	3,758,399.28	10,241,101.18	-----
	No Year				87,218,011.08	-----	-----	52,612,029.32	-----	34,605,981.76
Transfer To:										
BIA 477 Transfer- School Improvement Programs	2024	014	091	1000 020	-----	1,284,095.00	-----	-----	-----	1,284,095.00
	2023				1,247,323.00	-----	-----	1,247,323.00	-----	-----
	No Year				2,729,356.00	-----	-----	2,729,356.00	-----	-----
	Subtotal		091	1000 000	9,366,776,927.35	5,776,178,000.00	-----	5,972,517,831.76	17,095,755.98	9,153,341,339.61
Total, Office of Elementary and Secondary Education					27,655,694,984.33	27,360,604,385.00	-1,421,697.00	27,474,893,677.73	46,317,411.51	27,493,666,583.09
<b>Office of Innovation and Improvement</b>										
<b>General Fund Accounts</b>										
Innovation and Improvement, Education Fund Resources:										
Undisbursed Funds	2024-2025		091	0204 000	-----	292,968,973.00	-----	584,604.43	-----	292,384,368.57
	2024				-----	910,115,027.00	-----	3,899,923.63	-----	906,215,103.37
	2023-2024				422,995,066.75	-----	-----	20,813,318.94	-----	402,181,747.81
	2023				1,017,325,524.57	-----	-----	320,410,019.95	-----	696,915,504.62
	2022-2023				350,764,463.76	-----	-----	80,187,337.55	-----	270,577,126.21
	2022				673,820,869.64	-----	-----	316,307,441.78	-----	357,513,427.86
	2021-2022				284,797,918.68	-----	-1,200,000.00	48,603,916.12	-----	234,994,002.56
	2021				322,549,169.10	-----	-4,079,061.00	137,419,855.06	-----	181,050,253.04
	2020-2021				230,956,224.42	-----	-----	68,878,873.99	-----	162,077,350.43
	2020				176,964,204.47	-----	-----	55,886,028.74	-----	121,078,175.73
	2019-2020				69,468,902.86	-----	-----	24,491,311.10	-----	44,977,591.76
	2019				69,419,300.08	-----	-----	25,303,890.41	44,115,409.67	-----
	2018-2019				61,400,850.41	-----	-----	21,150,325.57	40,250,524.84	-----
	No Year				84,873,769.42	-----	-----	-17,326,613.17	-----	102,200,382.59
	Subtotal		091	0204 000	3,765,336,264.16	1,203,084,000.00	-5,279,061.00	1,106,610,234.10	84,365,934.51	3,772,165,034.55
Total, Office of Innovation and Improvement					3,765,336,264.16	1,203,084,000.00	-5,279,061.00	1,106,610,234.10	84,365,934.51	3,772,165,034.55
<b>Office of English Language Acquisition</b>										
<b>General Fund Accounts</b>										
English Language Acquisition, Education Fund Resources:										
Undisbursed Funds	2024-2025		091	1300 000	-----	890,000,000.00	-----	12,121,893.44	-----	877,878,106.56
	2023-2024				886,593,805.06	-----	-----	431,564,699.71	-----	455,029,105.35
	2022-2023				467,789,885.01	-----	-----	385,400,709.72	-----	82,389,175.29
	2021-2022				86,232,596.79	-----	-----	75,590,050.04	-----	10,642,546.75
	2020-2021				13,117,313.39	-----	-----	4,181,383.52	-----	8,935,929.87
	2019-2020				4,638,259.23	-----	-----	2,527,615.53	-----	2,110,643.70

Footnotes at End of Chapter



## Appropriations, Outlays, and Balances - Continued

Appropriation or Fund Account  Title	Account Symbol				Balances, Beginning of Fiscal Year	Appropriations and Other Obligational Authority <sup>1</sup>	Transfers Borrowings and Investment (Net) <sup>2</sup>	Outlays (Net)	Balances Withdrawn and Other Transactions <sup>3</sup>	Balances, End of Fiscal Year
	Period of Availability	ATA	AID	MAIN						
	2018-2019				902,004.87	-----	-----	649,527.49	252,477.38	-----
	Subtotal		091	1300	1,459,273,864.35	890,000,000.00	-----	912,035,879.45	252,477.38	1,436,985,507.52
Total, Office of English Language Acquisition					1,459,273,864.35	890,000,000.00	-----	912,035,879.45	252,477.38	1,436,985,507.52
<b>Office of Special Education and Rehabilitative Services</b>										
<b>General Fund Accounts</b>										
Special Education, Education Fund Resources:										
Undisbursed Funds										
	2024-2025		091	0300	-----	5,890,321,000.00	-----	166,613,055.26	-----	5,723,707,944.74
	2024				-----	9,576,943,000.00	-----	4,111,459,247.85	-----	5,465,483,752.15
	2023-2024				5,750,639,277.46	-----	-----	5,218,555,631.80	-----	532,083,645.66
	2023				5,458,602,736.19	-----	-----	4,826,332,831.69	-----	632,269,904.50
	2022-2023				534,362,028.24	-----	-----	464,478,861.87	-----	69,883,166.37
	2022				781,839,981.73	-----	-----	699,916,069.87	-----	81,923,911.86
	2021-2022				72,438,327.37	-----	-----	65,258,608.71	-----	7,179,718.66
	2021				51,844,649.72	-----	-720,000.00	20,242,624.36	-----	30,882,025.36
	2020-2021				12,333,671.83	-----	-----	3,498,876.84	-----	8,834,794.99
	2020				38,317,891.35	-----	-----	1,676,007.69	-----	36,641,883.66
	2019-2020				9,686,057.90	-----	-----	-----	-----	9,686,057.90
	2019				10,354,974.09	-----	-----	427,207.00	9,927,767.09	-----
	2018-2019				3,189,875.65	-----	-----	200,174.94	2,989,700.71	-----
	No Year				861,076,422.20	-----	-----	695,025,345.57	-----	166,051,076.63
	Subtotal		091	0300	13,584,685,893.73	15,467,264,000.00	-720,000.00	16,273,684,543.45	12,917,467.80	12,764,627,882.48
Rehabilitation Services and Disability Research, Education Fund Resources:										
Undisbursed Funds										
	2024		091	0301	-----	3,867,018,047.23	-----	1,608,560,692.17	-----	2,258,457,355.06
	2023-2024				-----	-----	286,313,221.00	875,865.76	-----	285,437,355.24
	2023				2,648,395,317.90	-----	-287,076,974.06	2,138,972,204.13	-----	222,346,139.71
	2022-2023				253,837,420.46	-----	-----	20,558,877.96	-----	233,278,542.50
	2022				372,666,406.39	-----	-130,353.05	263,943,058.66	-----	108,592,994.68
	2021-2022				170,056,128.80	-----	-----	23,733,760.42	-----	146,322,368.38
	2021				162,196,766.03	-----	-1,045,000.00	4,420,752.05	-----	156,731,013.98
	2020-2021				87,802,555.99	-----	-----	30,741,860.05	-----	57,060,695.94
	2020				218,860,565.19	-----	-----	307,082.27	-----	218,553,482.92
	2019				128,833,749.12	-----	-----	-518.50	128,834,267.62	-----
Transfer To:										
BIA 477 Transfer -- Rehabilitation Services										
	2024	014	091	0301	020	-----	754,653.77	-----	-----	754,653.77
	2023					434,266.77	-----	763,753.06	-----	211,365.06
	2022					300,000.00	-----	130,353.05	-----	-----

Footnotes at End of Chapter

Appropriations, Outlays, and Balances - Continued

Appropriation or Fund Account  Title	Account Symbol				Balances, Beginning of Fiscal Year	Appropriations and Other Obligational Authority <sup>1</sup>	Transfers Borrowings and Investment (Net) <sup>2</sup>	Outlays (Net)	Balances Withdrawn and Other Transactions <sup>3</sup>	Balances, End of Fiscal Year	
	Period of Availability	ATA	AID	MAIN SUB							
	Subtotal		091	0301	000	4,043,383,176.65	3,867,772,701.00	-1,045,000.00	4,093,530,642.79	128,834,267.62	3,687,745,967.24
American Printing House for the Blind, Special Institutions for Persons with Disabilities, Education Fund Resources:											
Undisbursed Funds	2024		091	0600	000	-----	43,431,000.00	-----	27,907,245.97	-----	15,523,754.03
	2023					13,734,921.60	-----	-----	11,875,093.11	-----	1,859,828.49
	2022					3,515,046.16	-----	-----	3,515,046.16	-----	-----
	2021					22,510.45	-----	-----	-----	-----	22,510.45
	2020					756,538.22	-----	-----	-----	-----	756,538.22
	2019					91,651.52	-----	-----	-----	91,651.52	-----
	Subtotal		091	0600	000	18,120,667.95	43,431,000.00	-----	43,297,385.24	91,651.52	18,162,631.19
National Technical Institute for the Deaf, Special Institutions for Persons with Disabilities, Education Fund Resources:											
Undisbursed Funds	2024		091	0601	000	-----	92,500,000.00	-----	83,000,000.00	-----	9,500,000.00
	2023					9,500,000.00	-----	-----	9,500,000.00	-----	-----
	2021-2023					8,193,362.68	-----	-----	7,783,123.90	-----	410,238.78
	2020					350,669.70	-----	-----	-----	-----	350,669.70
	2019					2,168,973.24	-----	-----	-----	2,168,973.24	-----
	Subtotal		091	0601	000	20,213,005.62	92,500,000.00	-----	100,283,123.90	2,168,973.24	10,260,908.48
Gallaudet University, Special Institutions for Persons with Disabilities, Education Fund Resources:											
Undisbursed Funds	2024		091	0602	000	-----	152,361,000.00	-----	134,364,951.08	-----	17,996,048.92
	2023					2,563,781.50	-----	-----	2,563,781.50	-----	-----
	2022					3,279,273.07	-----	-----	3,279,273.07	-----	-----
	No Year					15,000,000.00	15,000,000.00	-----	10,701,839.68	-----	19,298,160.32
	Subtotal		091	0602	000	20,843,054.57	167,361,000.00	-----	150,909,845.33	-----	37,294,209.24
Total, Office of Special Education and Rehabilitative Services						17,687,245,798.52	19,638,328,701.00	-1,765,000.00	20,661,705,540.71	144,012,360.18	16,518,091,598.63
<b>Office of Vocational and Adult Education</b>											
<b>General Fund Accounts</b>											
Career, Technical, and Adult Education, Education Fund Resources:											
Undisbursed Funds	2024-2025		091	0400	000	-----	1,390,436,000.00	-----	31,433,718.68	-----	1,359,002,281.32
	2024					-----	788,429,094.00	-----	275,226,451.73	-----	513,202,642.27
	2023-2024					1,374,088,559.20	-----	-----	998,393,396.46	-----	375,695,162.74
	2023					519,767,953.75	-----	-651,133.00	386,101,882.95	-----	133,014,937.80
	2022-2023					371,470,927.05	-----	-----	287,595,742.45	-----	83,875,184.60
	2022					127,243,132.26	-----	-52,345.51	103,646,446.83	-----	23,544,339.92
	2021-2022					90,761,833.28	-----	-----	85,149,607.30	-----	5,612,225.98
	2021					33,364,850.25	-----	-----	69,138.40	-----	33,295,711.85

Footnotes at End of Chapter

## Appropriations, Outlays, and Balances - Continued

Appropriation or Fund Account  Title	Account Symbol				Balances, Beginning of Fiscal Year	Appropriations and Other Obligational Authority <sup>1</sup>	Transfers Borrowings and Investment (Net) <sup>2</sup>	Outlays (Net)	Balances Withdrawn and Other Transactions <sup>3</sup>	Balances, End of Fiscal Year	
	Period of Availability	ATA	AID	MAIN							SUB
	2020-2021				5,414,435.10	-----	-----	1,581,864.58	-----	3,832,570.52	
	2020				19,475,561.76	-----	-----	-----	-----	19,475,561.76	
	2019-2020				5,037,272.08	-----	-----	407,692.71	-----	4,629,579.37	
	2019				3,976,429.81	-----	-----	-----	3,976,429.81	-----	
	2018-2019				662,121.85	-----	-----	-----	662,121.85	-----	
	No Year				239,739.27	-----	-----	-----	-----	239,739.27	
Transfer To:											
Interior, Bureau of Indian Affairs	2024	014	091	0400	020	2,570,906.00	-----	458,000.00	-----	2,112,906.00	
	2023					1,919,863.00	-----	651,133.00	-----	548,666.00	
	2022					-----	-----	52,345.51	-----	52,345.51	
	Subtotal		091	0400	000	2,553,422,678.66	2,181,436,000.00	0.00	2,172,086,272.09	4,638,551.66	2,558,133,854.91
Total, Office of Vocational and Adult Education						2,553,422,678.66	2,181,436,000.00	0.00	2,172,086,272.09	4,638,551.66	2,558,133,854.91
<b>Office of Postsecondary Education</b>											
<b>General Fund Accounts</b>											
Higher Education, Education Fund Resources:											
Undisbursed Funds	2024-2026		091	0201	000	-----	4,733,159.00	-----	-----	4,733,159.00	
	2024-2025					-----	170,658,000.00	-----	18.14	170,657,981.86	
	2023-2025					12,492,042.00	-----	-----	19,014.37	12,473,027.63	
	2024					-----	3,348,630,456.00	-----	26,129,048.14	3,322,501,407.86	
	2023-2024					183,080,000.00	-----	132,020,000.00	11,599,362.01	303,500,637.99	
	2022-2024					6,904,996.00	-----	-----	497,412.64	6,407,583.36	
	2023					3,440,822,813.80	-----	-132,020,000.00	1,658,590,584.72	1,650,212,229.08	
	2022-2023					201,603,307.78	-----	-----	54,590,686.56	147,012,621.22	
	2022					1,375,236,440.54	-----	-----	1,095,780,924.83	279,455,515.71	
	2021-2022					151,048,548.50	-----	-----	103,902,394.61	47,146,153.89	
	2021					325,192,934.98	-----	-13,700,000.00	197,100,689.04	114,392,245.94	
	2020-2021					26,410,207.10	-----	-----	18,060,273.83	8,349,933.27	
	2020					99,759,954.96	-----	-----	19,650,222.17	80,109,732.79	
	2019-2020					16,359,073.85	-----	-----	3,173,062.21	13,186,011.64	
	2019					55,131,830.45	-----	-----	2,662,543.67	52,469,286.78	
	2018-2019					1,101,133.64	-----	-----	-----	1,101,133.64	
	No Year					1,669,343.79	-----	-----	-----	1,669,343.79	
	Subtotal		091	0201	000	5,896,812,627.39	3,524,021,615.00	-13,700,000.00	3,191,756,236.94	53,570,420.42	6,161,807,585.03
Higher Education Facilities Loans and Insurance, Education Fund Resources:											
Undisbursed Funds	No Year		091	0240	000	658,352.34	-----	-----	-----	<sup>5</sup> 647,928.00	10,424.34

Footnotes at End of Chapter

Appropriations, Outlays, and Balances - Continued

Appropriation or Fund Account  Title	Account Symbol				Balances, Beginning of Fiscal Year	Appropriations and Other Obligational Authority <sup>1</sup>	Transfers Borrowings and Investment (Net) <sup>2</sup>	Outlays (Net)	Balances Withdrawn and Other Transactions <sup>3</sup>	Balances, End of Fiscal Year	
	Period of Availability	ATA	AID	MAIN							SUB
College Housing and Academic Facilities Loans Program, Education Fund Resources:											
Undisbursed Funds	2024		091	0241	000	-----	532,478.00	-----	463,587.85	-----	68,890.15
	2023					68,854.21	-----	-----	32,661.13	-----	36,193.08
	2022					29,294.04	-----	-----	8,194.68	-----	21,099.36
	2021					18,179.71	-----	-----	12.63	-----	18,167.08
	2020					4,578.32	-----	-----	23.48	-----	4,554.84
	2019					30,632.79	-----	-----	-----	30,632.79	-----
	Subtotal		091	0241	000	151,539.07	532,478.00	-----	504,479.77	30,632.79	148,904.51
College Housing and Academic Facilities Loans, Liquidating Account, Education Fund Resources:											
Undisbursed Funds	No Year		091	0242	000	2,024,875.41	-----	-----	-1,807,514.24	<sup>5</sup> 1,495,501.86	2,336,887.79
Howard University, Education Fund Resources:											
Undisbursed Funds	2024		091	0603	000	-----	300,613,000.00	-----	250,613,000.00	-----	50,000,000.00
	2023					100,000,000.00	-----	-----	-----	-----	100,000,000.00
	2022					100,000,000.00	-----	-----	23,364,511.97	-----	76,635,488.03
	No Year					3,405,000.00	3,405,000.00	-----	3,405,000.00	-----	3,405,000.00
	Subtotal		091	0603	000	203,405,000.00	304,018,000.00	-----	277,382,511.97	-----	230,040,488.03
Historically Black College and University Capital Financing Program Account, Education Fund Resources:											
Undisbursed Funds	2024-2025		091	1901	000	-----	20,150,000.00	-----	3,407,574.00	-----	16,742,426.00
	2024					-----	28,078,962.00	-----	27,993,475.94	-----	85,486.06
	2023-2024					19,965,202.00	-----	-----	-----	-----	19,965,202.00
	2023					42,402.89	-----	-----	27,039.46	-----	15,363.43
	2022-2023					19,749,753.00	-----	-5,000,000.00	3,429,772.00	-----	11,319,981.00
	2022					20,330.20	-----	-----	5,629.29	-----	14,700.91
	2021-2022					9,996,042.00	-----	-4,000,000.00	1,589,156.00	-----	4,406,886.00
	2021					338,690,482.25	-----	-----	33.69	-----	338,690,448.56
	2020-2021					6,014,600.00	-----	-----	1,100,652.00	-----	4,913,948.00
	2020					36,323,847.82	-----	-----	23.48	-----	36,323,824.34
	2019-2020					3,440,098.00	-----	-----	3,440,098.00	-----	-----
	2019					6,720,388.44	-----	-----	-----	6,720,388.44	-----
	2018-2019					2,853,976.00	-----	-----	-----	2,853,976.00	-----
	Subtotal		091	1901	000	443,817,122.60	48,228,962.00	-9,000,000.00	40,993,453.86	9,574,364.44	432,478,266.30
<b>Public Enterprise Funds</b>											

Footnotes at End of Chapter

## Appropriations, Outlays, and Balances - Continued

Appropriation or Fund Account  Title	Account Symbol				Balances, Beginning of Fiscal Year	Appropriations and Other Obligational Authority <sup>1</sup>	Transfers Borrowings and Investment (Net) <sup>2</sup>	Outlays (Net)	Balances Withdrawn and Other Transactions <sup>3</sup>	Balances, End of Fiscal Year	
	Period of Availability	ATA	AID	MAIN							SUB
College Housing Loans, Education Fund Resources: Undisbursed Funds	No Year		091	4250	000	212,086.70	-----	-----	-10,405.35	5 192,128.58	30,363.47
Total, Office of Postsecondary Education						6,547,081,603.51	3,876,801,055.00	-22,700,000.00	3,508,818,762.95	65,510,976.09	6,826,852,919.47
<b>Office of Federal Student Aid</b>											
<b>General Fund Accounts</b>											
Student Financial Assistance, Education Fund Resources: Undisbursed Funds	2024-2025		091	0200	000	-----	31,549,817,700.00	-----	11,362,696,591.95	-----	20,187,121,108.05
	2023-2024					23,656,007,577.00	-----	-----	13,630,065,819.80	-----	10,025,941,757.20
	2022-2023					9,862,968,182.76	-----	-33,543,000.00	8,851,225,396.95	-----	978,199,785.81
	2021-2022					1,046,475,612.41	-----	-50,442,000.00	842,385,301.79	-----	153,648,310.62
	2020-2021					121,468,321.21	-----	-----	14,471,735.59	-----	106,996,585.62
	2019-2020					46,935,805.91	-----	-----	419,779.44	-----	46,516,026.47
	2018-2019					66,884,996.67	-----	-----	18,455,756.58	48,429,240.09	-----
	Subtotal		091	0200	000	34,800,740,495.96	31,549,817,700.00	-83,985,000.00	34,719,720,382.10	48,429,240.09	31,498,423,573.77
Student Aid Administration, Education Fund Resources: Undisbursed Funds	2024-2025		091	0202	000	-----	2,264,837,300.00	-----	1,339,864,294.50	-----	924,973,005.50
	2023-2024					738,537,391.33	-----	-----	654,014,096.00	-----	84,523,295.33
	2022-2023					130,268,185.45	-----	-----	103,140,044.45	-----	27,128,141.00
	2021-2023					13,749,071.19	-----	-----	9,269,124.31	-----	4,479,946.88
	2021-2022					59,591,340.98	-----	-48,062,000.00	893,464.89	-----	10,635,876.09
	2020-2021					9,436,723.85	-----	-----	133,265.61	-----	9,303,458.24
	2019-2020					15,764,071.77	-----	-----	-115,780.85	-----	15,879,852.62
	2018-2019					18,598,783.01	-----	-----	3,936.80	18,594,846.21	-----
	No Year					5,555,372.20	-----	4,000,000.00	-----	-----	9,555,372.20
	Subtotal		091	0202	000	991,500,939.78	2,264,837,300.00	-44,062,000.00	2,107,202,445.71	18,594,846.21	1,086,478,947.86
Teach Grant Program Account, Education Fund Resources: Undisbursed Funds	2024		091	0206	000	-----	63,753,022.00	-----	51,115,669.00	-----	12,637,353.00
	2023					10,908,449.00	-----	-----	8,549,038.00	-----	2,359,411.00
	2022					2,685,480.00	-----	-----	-----	-----	2,685,480.00
	2021					2,099,009.00	-----	-----	-----	-----	2,099,009.00
	2020					2,028,830.00	-----	-----	-----	-----	2,028,830.00
	2019					2,025,423.00	-----	-----	-----	2,025,423.00	-----
	Subtotal		091	0206	000	19,747,191.00	63,753,022.00	-----	59,664,707.00	2,025,423.00	21,810,083.00

Footnotes at End of Chapter

Appropriations, Outlays, and Balances - Continued

Appropriation or Fund Account  Title	Account Symbol				Balances, Beginning of Fiscal Year	Appropriations and Other Obligational Authority <sup>1</sup>	Transfers Borrowings and Investment (Net) <sup>2</sup>	Outlays (Net)	Balances Withdrawn and Other Transactions <sup>3</sup>	Balances, End of Fiscal Year	
	Period of Availability	ATA	AID	MAIN							SUB
Guaranteed Student Loans, Liquidating Account, Education Fund Resources: Undisbursed Funds	No Year		091	0230	000	36,667,369.08	50,000,000.00	-----	-29,178,528.87	<sup>5</sup> 32,987,721.94	82,858,176.01
Federal Family Education Loan Program Account, Education Fund Resources: Undisbursed Funds	2024		091	0231	000	-----	13,299,696,292.00	-----	13,299,696,292.00	-----	-----
	2022					3.00	-----	-----	-----	-----	3.00
	Subtotal		091	0231	000	3.00	13,299,696,292.00	-----	13,299,696,292.00	-----	3.00
Federal Direct Student Loan Program, Education Fund Resources: Undisbursed Funds	2024		091	0243	000	-----	114,182,773,267.00	-----	107,980,089,908.00	-----	6,202,683,359.00
	2023					3,296,844,631.00	-----	-----	2,195,982,539.00	-----	1,100,862,092.00
	2022					327,402,359.00	-----	-----	-----	-----	327,402,359.00
	2021					181,233,672.00	-----	-----	-----	-----	181,233,672.00
	2020					431,081,750.00	-----	-----	-----	-----	431,081,750.00
	2019					242,958,578.00	-----	-----	-----	242,958,578.00	-----
	No Year					755,408,099.37	-----	-----	-----	-----	755,408,099.37
	Subtotal		091	0243	000	5,234,929,089.37	114,182,773,267.00	-----	110,176,072,447.00	242,958,578.00	8,998,671,331.37
Health Education Assistance Loans Program Account, Education Fund Resources: Undisbursed Funds	2024		091	0247	000	-----	409,048.00	-----	409,048.00	-----	-----
Iraq and Afghanistan Service Grants Program, Office of Federal Student AID, Education Fund Resources: Undisbursed Funds	2024		091	0248	000	-----	634,538.86	-----	590,049.37	-----	44,489.49
	2023					88,727.48	-----	-----	87,064.48	-----	1,663.00
	2022					19,131.11	-----	-----	6,502.32	-----	12,628.79
	2021					39,068.17	-----	-----	-----	-----	39,068.17
	2020					0.50	-----	-----	0.50	-----	-----
	2019					3,097.00	-----	-----	-----	3,097.00	-----
	Subtotal		091	0248	000	150,024.26	634,538.86	-----	683,616.67	3,097.00	97,849.45
<b>Special Fund Accounts</b>											
Student Financial Assistance Debt Collection, Education Fund Resources: Undisbursed Funds	No Year		091	5557	000	8,970,338.65	3,234,462.12	-----	255,133.23	<sup>5</sup> 155,122.00	11,794,545.54
<b>Public Enterprise Funds</b>											
Federal Student Loan Reserve Fund, Education Fund Resources: Undisbursed Funds	No Year		091	4257	000	-----	-----	-12,409,134.35	-73,616,517.41	<sup>5</sup> 61,207,383.06	-----
Funds Held Outside the Treasury						563,705,259.22	-----	12,409,134.35	-----	-----	576,114,393.57

Footnotes at End of Chapter

## Appropriations, Outlays, and Balances - Continued

Appropriation or Fund Account  Title	Account Symbol				Balances, Beginning of Fiscal Year	Appropriations and Other Obligational Authority <sup>1</sup>	Transfers Borrowings and Investment (Net) <sup>2</sup>	Outlays (Net)	Balances Withdrawn and Other Transactions <sup>3</sup>	Balances, End of Fiscal Year
	Period of Availability	ATA	AID	MAIN SUB						
Subtotal		091	4257	000	563,705,259.22	-----	-----	-73,616,517.41	61,207,383.06	576,114,393.57
Health Education Assistance Loans Liquidating Account, Education Fund Resources:										
Undisbursed Funds	No Year		091	4299	955,102.37	-----	-----	-2,716,185.38	<sup>5</sup> 955,102.37	2,716,185.38
Total, Office of Federal Student Aid					41,657,365,812.69	161,415,155,629.98	-128,047,000.00	160,258,192,840.05	407,316,513.67	42,278,965,088.95
<b>Institute of Education Sciences</b>										
<b>General Fund Accounts</b>										
Institute of Education Sciences, Education Fund Resources:										
Undisbursed Funds	2024-2025		091	1100	-----	793,106,000.00	-----	190,730,347.29	-----	602,375,652.71
	2023-2024				628,806,025.03	-----	-----	350,288,032.90	-----	278,517,992.13
	2022-2023				246,305,912.76	-----	-----	169,198,138.64	-----	77,107,774.12
	2021-2023				27,080,747.51	-----	-----	10,672,793.53	-----	16,407,953.98
	2021-2022				75,954,711.17	-----	-----	47,808,903.48	-----	28,145,807.69
	2020-2021				22,991,915.28	-----	-----	14,761,304.02	-----	8,230,611.26
	2019-2020				7,595,931.66	-----	-----	1,989,099.91	-----	5,606,831.75
	2018-2019				4,426,961.67	-----	-----	471,793.13	3,955,168.54	-----
Subtotal			091	1100	1,013,162,205.08	793,106,000.00	-----	785,920,412.90	3,955,168.54	1,016,392,623.64
Total, Institute of Education Sciences					1,013,162,205.08	793,106,000.00	-----	785,920,412.90	3,955,168.54	1,016,392,623.64
<b>Departmental Management</b>										
<b>General Fund Accounts</b>										
Department of Education Nonrecurring Expenses Fund Fund Resources:										
Undisbursed Funds	No Year		091	0249	28,869,399.93	-25,000,000.00	165,012,758.00	32,025,693.57	-----	136,856,464.36
Office for Civil Rights, Departmental Management, Education Fund Resources:										
Undisbursed Funds	2024		091	0700	-----	140,000,000.00	-----	114,141,731.52	-----	25,858,268.48
	2023				28,544,706.67	-----	-----	23,622,911.28	-----	4,921,795.39
	2022				4,123,819.66	-----	-----	3,277,363.82	-----	846,455.84
	2021				911,700.85	-----	-----	5,948.23	-----	905,752.62
	2020				2,355,495.89	-----	-----	47,689.59	-----	2,307,806.30
	2019				1,718,123.02	-----	-----	6,471.09	1,711,651.93	-----
Subtotal			091	0700	37,653,846.09	140,000,000.00	-----	141,102,115.53	1,711,651.93	34,840,078.63
Program Administration, Departmental Management, Education Fund Resources:										
Undisbursed Funds	2021-2025		091	0800	8,146,347.36	-----	-----	691,017.97	-----	7,455,329.39
	2024				-----	419,907,000.00	-----	340,797,612.91	-----	79,109,387.09
	2021-2024				540,959.46	-----	-----	195,402.83	-----	345,556.63
	2023				105,722,066.15	-----	-----	87,026,621.35	-----	18,695,444.80

Footnotes at End of Chapter

**Appropriations, Outlays, and Balances - Continued**

Appropriation or Fund Account  Title	Account Symbol				Balances, Beginning of Fiscal Year	Appropriations and Other Obligational Authority <sup>1</sup>	Transfers Borrowings and Investment (Net) <sup>2</sup>	Outlays (Net)	Balances Withdrawn and Other Transactions <sup>3</sup>	Balances, End of Fiscal Year
	Period of Availability	ATA	AID	MAIN						
	2021-2023				973,230.09	-----	-----	824,489.09	-----	148,741.00
	2022				12,648,925.73	-----	-----	8,037,731.56	-----	4,611,194.17
	2018-2022				1,995,299.53	-----	-----	-----	-----	1,995,299.53
	2021				10,310,920.92	-----	-1,800,000.00	4,964,654.84	-----	3,546,266.08
	2020-2021				346,234.49	-----	-----	-----	-----	346,234.49
	2020				13,770,881.49	-----	-----	2,809,901.72	-----	10,960,979.77
	2019-2020				1,000,000.00	-----	-----	-----	-----	1,000,000.00
	2019				11,091,340.78	-----	-----	3,115,562.03	7,975,778.75	-----
	No Year				5,625,895.20	-----	-----	440,132.42	-----	5,185,762.78
	Subtotal		091	0800	172,172,101.20	419,907,000.00	-1,800,000.00	448,903,126.72	7,975,778.75	133,400,195.73
Office of the Inspector General, Departmental Management, Education Fund Resources:										
Undisbursed Funds	2024-2025		091	1400	-----	3,000,000.00	-----	18,671.37	-----	2,981,328.63
	2024				-----	64,500,000.00	-----	50,189,179.79	-----	14,310,820.21
	2023				13,062,752.57	-----	-----	11,329,849.90	-----	1,732,902.67
	2022				1,878,957.45	-----	-----	974,633.68	-----	904,323.77
	2020-2022				208,581.60	-----	-----	-----	-----	208,581.60
	2021				981,804.14	-----	-----	16,119.18	-----	965,684.96
	2020				3,299,686.92	-----	-----	86,519.07	-----	3,213,167.85
	2019				683,715.54	-----	-----	33,000.00	650,715.54	-----
	No Year				10,438,486.11	-----	-----	5,714,359.36	-----	4,724,126.75
	Subtotal		091	1400	30,553,984.33	67,500,000.00	-----	68,362,332.35	650,715.54	29,040,936.44
<b>Trust Fund Accounts</b>										
Contributions, Education Fund Resources:										
Undisbursed Funds	No Year		091	8258	1,246,823.71	433,000.00	-----	294,636.43	-----	1,385,187.28
Total, Departmental Management					270,496,155.26	602,840,000.00	163,212,758.00	690,687,904.60	10,338,146.22	335,522,862.44
<b>Hurricane Education Recovery</b>										
<b>General Fund Accounts</b>										
Hurricane Education Recovery, Office of Elementary and Secondary Education, Education Fund Resources:										
Undisbursed Funds	2018-2022		091	0013	1,512,275,893.34	-----	-----	52,781,510.23	-----	1,459,494,383.11
	2019-2020				37,451,686.15	-----	-----	5,046,898.34	-----	32,404,787.81
	Subtotal		091	0013	1,549,727,579.49	-----	-----	57,828,408.57	-----	1,491,899,170.92
Total, Hurricane Education Recovery					1,549,727,579.49	-----	-----	57,828,408.57	-----	1,491,899,170.92
<b>Deductions for Offsetting Receipts</b>										
Proprietary Receipts from the Public					-----	-753,688,926.91	-----	-5,155,721,870.91	-----	-----
Intrabudgetary Receipts Deducted by Agency					-----	-70,971,674.28	-----	-70,971,674.28	-----	-----

Footnotes at End of Chapter



## Appropriations, Outlays, and Balances - Continued

Appropriation or Fund Account  Title	Account Symbol				Balances, Beginning of Fiscal Year	Appropriations and Other Obligational Authority <sup>1</sup>	Transfers Borrowings and Investment (Net) <sup>2</sup>	Outlays (Net)	Balances Withdrawn and Other Transactions <sup>3</sup>	Balances, End of Fiscal Year
	Period of Availability	ATA	AID	MAIN						
Total, Offsetting Receipts					-----	-824,660,601.19	-----	-5,226,693,545.19	-----	-----
Total, Department of Education					177,924,438,045.62	217,136,695,169.79	4,000,000.00	267,918,242,878.33	766,707,539.76	121,978,149,853.32
<b>Memorandum</b>										
<b>Financing Accounts</b>										
<b>Public Enterprise Funds</b>										
Guaranteed Student Loans, Financing Account, Education Fund Resources:										
Undisbursed Funds	No Year		091	4251	24,082,969,179.37	1,602,878.00	1,452,668,554.23	392,121,142.31	\$ 17,945,651.00	25,127,173,818.29
Authority to Borrow from the Treasury					1.00	1,536,983,605.23	-1,452,668,554.23	-----	-----	84,315,052.00
Subtotal			091	4251	24,082,969,180.37	1,538,586,483.23	-----	392,121,142.31	17,945,651.00	25,211,488,870.29
College Housing and Academic Facilities, Financing Account, Education Fund Resources:										
Undisbursed Funds	No Year		091	4252	173,378.02	-----	-607,818.02	-495,017.66	-----	60,577.66
Federal Direct Loan Demonstration Financing Account, Education Fund Resources:										
Undisbursed Funds	No Year		091	4253	40,235,509,818.34	335,695,080.00	-28,387,979,848.86	-37,367,696,955.47	\$ 184,675.00	49,550,737,329.95
Authority to Borrow from the Treasury					46,377,904,546.42	134,197,329,799.14	-127,196,296,102.14	-----	4,782,904,946.00	48,596,033,297.42
Subtotal			091	4253	86,613,414,364.76	134,533,024,879.14	-155,584,275,951.00	-37,367,696,955.47	4,783,089,621.00	98,146,770,627.37
Historically Black College and University, Capital Financing, Direct Loan Financing Account, Education Fund Resources:										
Undisbursed Funds	No Year		091	4255	138,323,596.18	-----	<sup>6.7</sup> 133,588,504.26	168,132,850.14	-----	103,779,250.30
Authority to Borrow from the Treasury					998,796,333.55	405,525,132.84	-333,846,164.53	-----	-----	1,070,475,301.86
Subtotal			091	4255	1,137,119,929.73	405,525,132.84	-200,257,660.27	168,132,850.14	-----	1,174,254,552.16
Teach Grant Financing Account, Education Fund Resources:										
Undisbursed Funds	No Year		091	4290	27,380,141.13	272,039.00	-4,806,136.54	2,563,845.53	\$ 172.00	20,282,026.06
Authority to Borrow from the Treasury					20,058,320.00	57,816,095.11	-54,348,337.11	-----	-----	23,526,078.00
Subtotal			091	4290	47,438,461.13	58,088,134.11	-59,154,473.65	2,563,845.53	172.00	43,808,104.06
Health Education Assistance Loans Financing Account, Education Fund Resources:										
Undisbursed Funds	No Year		091	4300	24,947,314.90	-----	-----	10,323,838.88	-----	14,623,476.02
Temporary Student Loan Purchase Authority Standard Put Financing Account, Education Fund Resources:										
Undisbursed Funds	No Year		091	4449	1,194,484,563.62	1,078,817.00	-1,166,125,744.89	-2,902,084,878.69	-----	2,931,522,514.42
Authority to Borrow from the Treasury					-----	5,975,971.03	-5,975,971.03	-----	-----	-----
Subtotal			091	4449	1,194,484,563.62	7,054,788.03	-1,172,101,715.92	-2,902,084,878.69	-----	2,931,522,514.42
Temporary Student Loan Purchase Authority Financing Account, Education Fund Resources:										
Undisbursed Funds	No Year		091	4453	203,404,521.33	1,596,403.00	-5,104,213,005.46	-4,925,073,661.79	-----	25,861,580.66

Footnotes at End of Chapter

**Appropriations, Outlays, and Balances - Continued**

Appropriation or Fund Account  Title	Account Symbol					Balances, Beginning of Fiscal Year	Appropriations and Other Obligational Authority <sup>1</sup>	Transfers Borrowings and Investment (Net) <sup>2</sup>	Outlays (Net)	Balances Withdrawn and Other Transactions <sup>3</sup>	Balances, End of Fiscal Year
	Period of Availability	ATA	AID	MAIN	SUB						
Temporary Student Loan Purchase Authority Conduit Financing Account, Education Fund Resources: Undisbursed Funds	No Year		091	4459	000	6,313,265.74	-----	-6,049,485.04	-2,679,428.82	-----	2,943,209.52
Total, Financing Accounts						113,310,264,979.60	136,543,875,820.35	-162,126,660,109.36	-44,624,888,265.57	4,801,035,444.00	127,551,333,512.16

Footnotes at End of Chapter

## Appropriations, Outlays, and Balances - Continued

### Footnotes

- 1 The amounts in this column, unless otherwise footnoted, represent appropriations, increases and rescissions in borrowing authority or new contract authority. Appropriation accounts with appropriation transfer activity are presented in Table 1 (Appropriations and Appropriation Transfers) at the end of this chapter.
- 2 The amounts in this column, unless otherwise footnoted, represent transfers - other than appropriation transfers, borrowings (gross), investments (net), unrealized discounts or funds held outside the Treasury.
- 3 The amounts in this column, unless otherwise footnoted, represent obligated balances canceled for fiscal year 2019 pursuant to 31 U.S.C. 1553 and adjustments to borrowing and contract authority.
- 4 The opening balance(s) of the following account(s) have been adjusted during the current fiscal year and do not agree with last year's closing balance(s):

Account Symbol: (ATA, AID, POA, MAIN, SUB)

Adjustment

091 2021-2023 0251 000 - Undisbursed Funds

-\$605,814.59

- 5 Represents capital transfer to miscellaneous receipts.
- 6 Includes \$178,249,973.42 which represents net borrowing from the Federal Financing Bank in lieu of issuance of agency debt.
- 7 Includes \$44,661,469.16 which represents net repayment of borrowing from the U.S. Treasury.

Footnotes

Table 1 - Appropriations and Appropriation Transfers - Department of Education

AID	ATA	Period of Availability	MAIN	Net Appropriations and Appropriation Transfers	Appropriation Amount	Net Appropriation Transfers	AID Involved	ATA Involved	Period of Availability Involved	MAIN Involved	Amount From or To (-)
091	014	24	0301	754,653.77	0.00	754,653.77	091		24	0301	754,653.77
091	014	24	0400	2,570,906.00	0.00	2,570,906.00	091		24	0400	2,570,906.00
091	014	24	1000	1,284,095.00	0.00	1,284,095.00	091		24	1000	1,284,095.00
091		2425	0200	31,549,817,700.00	31,755,712,000.00	-205,894,300.00	091		2425	0202	-205,894,300.00
091		24	0201	3,363,165,456.00	3,367,296,000.00	-4,130,544.00	091		2426	0201	-4,130,544.00
091		2425	0201	170,658,000.00	171,000,000.00	-342,000.00	091		2426	0201	-342,000.00
091		2426	0201	4,733,159.00	0.00	4,733,159.00	091		24	0201	4,130,544.00
							091		2425	0201	342,000.00
							091		24	0900	260,615.00
091		2425	0202	2,264,837,300.00	2,058,943,000.00	205,894,300.00	091		2425	0200	205,894,300.00
091		24	0204	910,115,027.00	944,084,000.00	-33,968,973.00	091		2425	0204	-33,968,973.00
091		2425	0204	292,968,973.00	259,000,000.00	33,968,973.00	091		24	0204	33,968,973.00
091		24	0301	4,396,278,346.23	4,397,033,000.00	-754,653.77	091	014	24	0301	-754,653.77
091		24	0400	788,429,094.00	791,000,000.00	-2,570,906.00	091	014	24	0400	-2,570,906.00
091		X	0602	15,000,000.00	0.00	15,000,000.00	091		24	0602	15,000,000.00
091		24	0602	152,361,000.00	167,361,000.00	-15,000,000.00	091		X	0602	-15,000,000.00
091		X	0603	3,405,000.00	0.00	3,405,000.00	091		24	0603	3,405,000.00
091		24	0603	300,613,000.00	304,018,000.00	-3,405,000.00	091		X	0603	-3,405,000.00
091		24	0900	10,928,039,385.00	10,928,300,000.00	-260,615.00	091		2426	0201	-260,615.00
091		24	1000	1,827,581,905.00	1,828,866,000.00	-1,284,095.00	091	014	24	1000	-1,284,095.00
Total				56,972,613,000.00	56,972,613,000.00	0.00					0.00

**This Page Left Blank Intentionally**

---

Appropriations, Outlays, and Balances - Continued

Appropriation or Fund Account  Title	Account Symbol				Balances, Beginning of Fiscal Year	Appropriations and Other Obligational Authority <sup>1</sup>	Transfers Borrowings and Investment (Net) <sup>2</sup>	Outlays (Net)	Balances Withdrawn and Other Transactions <sup>3</sup>	Balances, End of Fiscal Year	
	Period of Availability	ATA	AID	MAIN							SUB
<b>Department of Energy</b> <b>National Nuclear Security Administration</b> <b>General Fund Accounts</b>											
Weapons Activities, National Nuclear Security Administration, Energy Fund Resources:											
Undisbursed Funds	2024-2028		089	0240	000	-----	-----	-----	166,383.10	-----	<sup>4</sup> -166,383.10
	2023-2027					-----	-----	-----	-819,012.86	-----	819,012.86
	2022-2026					-146,493.77	-----	-----	8,197,269.29	-----	<sup>4</sup> -8,343,763.06
	2024-2025					-----	118,056,000.00	-----	129,531,471.34	-----	<sup>4</sup> -11,475,471.34
	2023-2025					-4,033,875.05	-----	-----	6,336,593.47	-----	<sup>4</sup> -10,370,468.52
	2023-2024					16,897,245.75	-----	-----	48,474,518.38	-----	<sup>4</sup> -31,577,272.63
	2022-2024					-58,494.72	-----	-----	-58,494.72	-----	-----
	2022-2023					-9,770,893.11	-----	-----	-8,723,037.59	-----	<sup>4</sup> -1,047,855.52
	2021-2022					1,288,118.30	-----	-----	-412,350.00	-----	1,700,468.30
	2020-2021					346,607.86	-----	-----	48,402.08	-----	298,205.78
	2019-2020					659,066.19	-----	-----	99.86	-----	658,966.33
	2018-2019					521,409.10	-----	-----	-----	521,409.10	-----
	No Year					13,176,475,697.85	18,989,944,000.00	-----	17,771,588,585.76	-----	14,394,831,112.09
	Subtotal		089	0240	000	13,182,178,388.40	19,108,000,000.00	-----	17,954,330,428.11	521,409.10	14,335,326,551.19
Defense Nuclear Nonproliferation, National Nuclear Security Administration, Energy Fund Resources:											
Undisbursed Funds	2024-2025		089	0309	000	-----	143,915,000.00	-----	18,352,459.58	-----	125,562,540.42
	No Year					2,107,959,447.24	2,567,422,000.00	-----	2,733,729,865.77	-----	1,941,651,581.47
	Subtotal		089	0309	000	2,107,959,447.24	2,711,337,000.00	-----	2,752,082,325.35	-----	2,067,214,121.89
Federal Salaries and Expenses, National Nuclear Security Administration, Energy Fund Resources:											
Undisbursed Funds	2024-2025		089	0313	000	-----	505,540,000.00	-----	420,541,824.97	-----	84,998,175.03
	2023-2024					78,920,150.79	-----	-----	77,491,068.00	-----	1,429,082.79
	2022-2023					4,181,601.25	-----	-----	2,535,677.59	-----	1,645,923.66
	2021-2022					1,345,054.58	-----	-----	342,496.01	-----	1,002,558.57
	2020-2021					1,278,421.51	-----	-----	66,298.30	-----	1,212,123.21
	2019-2020					1,983,228.52	-----	-----	44,803.53	-----	1,938,424.99
	2018-2019					1,233,263.43	-----	-----	3,594.02	1,229,669.41	-----
	No Year					971,268.46	-----	-----	331.27	-----	970,937.19
	Subtotal		089	0313	000	89,912,988.54	505,540,000.00	-----	501,026,093.69	1,229,669.41	93,197,225.44
Naval Reactors, National Nuclear Security Administration, Energy Fund Resources:											
Undisbursed Funds	2024-2025		089	0314	000	-----	61,540,000.00	-----	39,540,898.94	-----	21,999,101.06
	2023-2024					20,598,983.38	-----	-----	17,791,435.19	-----	2,807,548.19

Footnotes at End of Chapter

## Appropriations, Outlays, and Balances - Continued

Appropriation or Fund Account  Title	Account Symbol				Balances, Beginning of Fiscal Year	Appropriations and Other Obligational Authority <sup>1</sup>	Transfers Borrowings and Investment (Net) <sup>2</sup>	Outlays (Net)	Balances Withdrawn and Other Transactions <sup>3</sup>	Balances, End of Fiscal Year
	Period of Availability	ATA	AID	MAIN						
	2022-2023				575,355.06	-----	-----	40,194.25	-----	535,160.81
	2021-2022				2,446,331.34	-----	-----	1,483,801.14	-----	962,530.20
	2020-2021				229,110.63	-----	-----	-----	-----	229,110.63
	2019-2020				327,744.97	-----	-----	-----	-----	327,744.97
	2018-2019				428,614.66	-----	-----	4,160.72	424,453.94	-----
	No Year				1,960,807,034.10	1,791,660,000.00	-----	1,810,824,166.41	-----	1,941,642,867.69
	Subtotal		089	0314	1,985,413,174.14	1,853,200,000.00	-----	1,869,684,656.65	424,453.94	1,968,504,063.55
Total, National Nuclear Security Administration					17,365,463,998.32	24,178,077,000.00	-----	23,077,123,503.80	2,175,532.45	18,464,241,962.07
<b>Environmental and Other Defense Activities</b>										
<b>General Fund Accounts</b>										
Other Defense Activities, Environmental and Other Defense Activities, Energy Fund Resources:										
Undisbursed Funds										
	2023-2027		089	0243	-----	-----	-----	-10,312.45	-----	10,312.45
	2024-2025				-----	381,593,000.00	-----	221,425,527.10	-----	160,167,472.90
	2023-2025				-1,198,403.14	-----	-----	1,184,289.61	-----	-2,382,692.75
	2023-2024				64,869,565.10	-----	-----	61,443,793.55	-----	3,425,771.55
	2022-2023				-3,614,585.41	-----	-----	-4,092,813.28	-----	478,227.87
	2021-2022				-1,620,864.27	-----	-----	-2,924,505.41	-----	1,303,641.14
	2020-2021				2,082,226.95	-----	-----	353,782.52	-----	1,728,444.43
	2019-2020				1,405,133.35	-----	-----	155,700.46	-----	1,249,432.89
	2018-2019				4,317,145.53	-----	-----	858,560.07	3,458,585.46	-----
	No Year				515,629,198.20	698,399,288.02	-----	738,755,702.61	-----	475,272,783.61
	Subtotal		089	0243	581,869,416.31	1,079,992,288.02	-----	1,017,149,724.78	3,458,585.46	641,253,394.09
Defense Nuclear Waste Disposal, Environmental and Other Defense Activities, Energy Fund Resources:										
Undisbursed Funds										
	No Year		089	0244	1,931,260.30	-----	-----	359,560.18	-----	1,571,700.12
Defense Environmental Services, Energy Fund Resources:										
Undisbursed Funds										
	No Year		089	0249	9,449.56	-----	-9,449.56	-----	-----	-----
Defense Environmental Cleanup, Environmental and Other Defense Activities, Energy Fund Resources:										
Undisbursed Funds										
	2024-2025		089	0251	-----	326,893,000.00	-----	275,255,307.29	-----	51,637,692.71
	2024				-----	285,000,000.00	-----	285,000,000.00	-----	-----
	2023-2024				60,375,813.26	-----	-----	58,106,454.98	-----	2,269,358.28
	2022-2023				4,938,839.00	-----	-----	2,763,336.89	-----	2,175,502.11
	2021-2022				2,602,249.15	-----	-----	306,414.02	-----	2,295,835.13
	2020-2021				1,694,520.52	-----	-----	52,865.24	-----	1,641,655.28
	2019-2020				3,340,257.10	-----	-----	49,650.55	-----	3,290,606.55

Footnotes at End of Chapter

Appropriations, Outlays, and Balances - Continued

Appropriation or Fund Account  Title	Account Symbol				Balances, Beginning of Fiscal Year	Appropriations and Other Obligational Authority <sup>1</sup>	Transfers Borrowings and Investment (Net) <sup>2</sup>	Outlays (Net)	Balances Withdrawn and Other Transactions <sup>3</sup>	Balances, End of Fiscal Year	
	Period of Availability	ATA	AID	MAIN SUB							
	2018-2019				1,975,636.45	-----	-----	18,286.43	1,957,350.02	-----	
	No Year				4,541,659,607.45	6,956,699,231.00	9,449.56	6,698,178,204.27	-----	4,800,190,083.74	
	Subtotal		089	0251	000	4,616,586,922.93	7,568,592,231.00	9,449.56	1,957,350.02	4,863,500,733.80	
Total, Environmental and Other Defense Activities						5,200,397,049.10	8,648,584,519.02	-----	8,337,239,804.63	5,415,935.48	5,506,325,828.01
<b>Energy Programs</b>											
<b>General Fund Accounts</b>											
Title 17 Innovative Technology Loan Guarantee Program, Energy Programs, Energy Fund Resources:											
Undisbursed Funds	2022-2026		089	0208	000	8,583,750,049.99	-----	-17,200,000.00	51,516,108.37	-----	8,515,033,941.62
	2024-2025					-----	58,719,158.37	-----	8,927,559.67	-----	49,791,598.70
	2023-2024					43,196,760.52	-----	-----	33,610,305.55	-----	9,586,454.97
	2022-2023					4,199,669.01	-----	-----	2,254,505.48	-----	1,945,163.53
	2021-2022					543,302.94	-----	-----	19,136.89	-----	524,166.05
	2020-2021					845,363.05	-----	-----	175,928.43	-----	669,434.62
	2019-2020					921,653.04	-----	-----	6,258.86	-----	915,394.18
	2018-2019					1,860,303.61	-----	-----	-----	1,860,303.61	-----
	No Year					10,633,224.44	-----	-----	-34,341.17	-----	10,667,565.61
	Subtotal		089	0208	000	8,645,950,326.60	58,719,158.37	-17,200,000.00	96,475,462.08	1,860,303.61	8,589,133,719.28
Title 17-Innovative Technology Loan Guarantee Program-Recovery Act, Energy Programs, Energy Fund Resources:											
Undisbursed Funds	No Year		089	0209	000	105,872,244.59	-----	-----	-----	-----	105,872,244.59
Salaries and Expenses, Federal Energy Regulatory Commission, Energy Fund Resources:											
Undisbursed Funds	2022-2031		089	0212	000	98,907,811.08	-----	-----	4,645,225.27	-----	94,262,585.81
	No Year					179,761,468.83	-----	-----	-7,164,820.52	-----	186,926,289.35
	Subtotal		089	0212	000	278,669,279.91	-----	-----	-2,519,595.25	-----	281,188,875.16
Fossil Energy and Carbon Management, Energy Programs, Energy Fund Resources:											
Undisbursed Funds	2022-2031		089	0213	000	-51,863.54	-----	-----	297,244.30	-----	<sup>4</sup> -349,107.84
	2022-2028					1,262,035,004.66	-----	-----	-86,603,424.53	-----	1,348,638,429.19
	2022-2027					149,597,599.42	-----	-----	7,306,165.34	-----	142,291,434.08
	2024-2025					-----	70,000,000.00	-----	51,250,711.00	-----	18,749,289.00
	2023-2024					20,235,346.13	-----	-----	20,384,910.27	-----	<sup>4</sup> -149,564.14
	2022-2023					514,978.29	-----	-----	171,114.02	-----	343,864.27
	2021-2022					194,703.29	-----	-----	527.09	-----	194,176.20
	2020-2021					360,059.33	-----	-----	220,973.99	-----	139,085.34
	2019-2020					286,604.77	-----	-----	-----	-----	286,604.77
	2018-2019					191,890.88	-----	-----	-----	191,890.88	-----

Footnotes at End of Chapter



## Appropriations, Outlays, and Balances - Continued

Appropriation or Fund Account  Title	Account Symbol				Balances, Beginning of Fiscal Year	Appropriations and Other Obligational Authority <sup>1</sup>	Transfers Borrowings and Investment (Net) <sup>2</sup>	Outlays (Net)	Balances Withdrawn and Other Transactions <sup>3</sup>	Balances, End of Fiscal Year	
	Period of Availability	ATA	AID	MAIN							SUB
	No Year				4,770,404,713.29	2,215,976,353.00	-3,283,450.00	770,433,334.30	-----	6,212,664,281.99	
	Subtotal		089	0213	000	6,203,769,036.52	2,285,976,353.00	-3,283,450.00	763,461,555.78	191,890.88	7,722,808,492.86
Energy Conservation, Energy Fund Resources:											
Undisbursed Funds	No Year		089	0215	000	12.11	-----	-----	-----	-----	12.11
Energy Information Administration, Energy Programs, Energy Fund Resources:											
Undisbursed Funds	No Year		089	0216	000	55,066,475.80	135,000,000.00	-----	140,866,278.95	-----	49,200,196.85
Strategic Petroleum Reserve, Energy Programs, Energy Fund Resources:											
Undisbursed Funds	No Year		089	0218	000	203,825,989.13	213,390,000.00	-----	220,829,455.26	-----	196,386,533.87
Naval Petroleum and Oil Shale Reserves, Energy Programs, Energy Fund Resources:											
Undisbursed Funds	No Year		089	0219	000	20,641,986.41	13,010,000.00	-----	12,533,590.66	-----	21,118,395.75
Science, Energy Programs, Energy Fund Resources:											
Undisbursed Funds	2022-2031		089	0222	000	-----	-----	-----	17,302.34	-----	<sup>4</sup> -17,302.34
	2022-2027					903,823,229.52	-----	-----	387,310,802.00	-----	516,512,427.52
	2023-2026					-----	-----	-----	654,852.33	-----	<sup>4</sup> -654,852.33
	2024-2025					-----	226,831,000.00	-----	177,121,568.20	-----	49,709,431.80
	2022-2025					-4,798.34	-----	-----	-92,527.34	-----	87,729.00
	2023-2024					53,801,041.30	-----	-----	53,195,059.87	-----	605,981.43
	2020-2024					-4,219.53	-----	-----	-3,782.23	-----	<sup>4</sup> -437.30
	2022-2023					3,508,680.82	-----	-----	1,881,560.62	-----	1,627,120.20
	2021-2022					1,813,401.81	-----	-----	339,781.74	-----	1,473,620.07
	2020-2021					247,127.97	-----	-----	450,659.87	-----	<sup>4</sup> -203,531.90
	2019-2020					474,351.41	-----	-----	-261,546.61	-----	735,898.02
	2018-2019					166,641.98	-----	-----	137.46	166,504.52	-----
	No Year					9,750,342,503.77	8,279,870,745.00	6,769,587.00	7,462,785,581.74	-----	10,574,197,254.03
	Subtotal		089	0222	000	10,714,167,960.71	8,506,701,745.00	6,769,587.00	8,083,399,449.99	166,504.52	11,144,073,338.20
Energy Supply, Energy Fund Resources:											
Undisbursed Funds	No Year		089	0224	000	6,018,574.41	-----	-----	-----	-----	6,018,574.41
SPR Petroleum Account, Energy Programs, Energy Fund Resources:											
Undisbursed Funds	No Year		089	0233	000	4,378,411,231.49	100,000.00	-----	2,001,833,233.60	-----	2,376,677,997.89
Clean Coal Technology, Energy Programs, Energy Fund Resources:											
Undisbursed Funds	No Year		089	0235	000	2,114,877.39	-----	-----	-----	-----	2,114,877.39

Footnotes at End of Chapter

Appropriations, Outlays, and Balances - Continued

Appropriation or Fund Account  Title	Account Symbol				Balances, Beginning of Fiscal Year	Appropriations and Other Obligational Authority <sup>1</sup>	Transfers Borrowings and Investment (Net) <sup>2</sup>	Outlays (Net)	Balances Withdrawn and Other Transactions <sup>3</sup>	Balances, End of Fiscal Year	
	Period of Availability	ATA	AID	MAIN							SUB
Non-Defense Environmental Cleanup, Energy Programs, Energy Fund Resources: Undisbursed Funds	No Year		089	0315	000	361,645,632.40	342,000,000.00	-----	352,110,228.87	-----	351,535,403.53
Electricity, Energy Programs, Energy Fund Resources: Undisbursed Funds	2022-2031		089	0318	000	97,655,078.18	-----	-200,000.00	5,501,973.48	-----	91,953,104.70
	2022-2030					1,999,216,936.59	-----	-4,000,000.00	3,792,559.29	-----	1,991,424,377.30
	2022-2029					759,495,155.87	-----	-1,520,000.00	2,294,505.42	-----	755,680,650.45
	2024-2025					-----	19,000,000.00	-----	7,982,492.85	-----	11,017,507.15
	2023-2024					16,034,821.83	-----	-----	15,889,750.46	-----	145,071.37
	2022-2023					527,759.11	-----	-----	164,367.18	-----	363,391.93
	2021-2022					115,745.86	-----	-----	-----	-----	115,745.86
	2020-2021					34,293.62	-----	-----	-----	-----	34,293.62
	2019-2020					186,994.10	-----	-----	-----	-----	186,994.10
	2018-2019					17,568.37	-----	-----	-----	17,568.37	-----
	No Year					4,716,530,863.89	1,860,051,751.00	-3,406,238.19	250,792,540.40	-----	6,322,383,836.30
	Subtotal		089	0318	000	7,589,815,217.42	1,879,051,751.00	-9,126,238.19	286,418,189.08	17,568.37	9,173,304,972.78
Nuclear Energy, Energy Programs, Energy Fund Resources: Undisbursed Funds	2022-2027		089	0319	000	147,013,740.39	-----	-----	17,423,103.59	-----	129,590,636.80
	2022-2026					699,481,690.94	-----	-----	8,452,009.13	-----	691,029,681.81
	2024-2025					-----	90,000,000.00	-----	69,556,408.80	-----	20,443,591.20
	2023-2024					29,924,881.62	-----	10,000,000.00	32,081,870.02	-----	7,843,011.60
	2022-2023					-21,479,053.99	-----	-----	-22,667,116.76	-----	1,188,062.77
	2021-2022					6,640,922.74	-----	-----	2,135,500.75	-----	4,505,421.99
	2020-2021					3,313,416.62	-----	-----	1,299,963.16	-----	2,013,453.46
	2019-2020					2,205,958.11	-----	-----	318,884.03	-----	1,887,074.08
	2018-2019					4,408,686.32	-----	-----	153,790.45	4,254,895.87	-----
	No Year					4,174,375,206.10	823,474,197.45	-4,225,000.00	1,621,871,564.75	-----	3,371,752,838.80
	Subtotal		089	0319	000	5,045,885,448.85	913,474,197.45	5,775,000.00	1,730,625,977.92	4,254,895.87	4,230,253,772.51
Energy Efficiency and Renewable Energy, Energy Programs, Energy Fund Resources: Undisbursed Funds	2022-2031		089	0321	000	10,995,828,998.02	-----	-12,600,000.00	29,358,462.12	-----	10,953,870,535.90
	2022-2029					997,273,253.77	-----	-----	9,289,224.51	-----	987,984,029.26
	2022-2027					140,206,828.67	-----	-----	22,768,768.72	-----	117,438,059.95
	2024-2025					-----	223,000,000.00	-----	126,683,075.31	-----	96,316,924.69
	2023-2024					100,763,706.38	-----	-----	91,435,185.43	-----	9,328,520.95
	2022-2023					16,349,710.66	-----	-----	13,747,422.69	-----	2,602,287.97
	2021-2022					818,378.83	-----	-----	-35,189.20	-----	853,568.03
	2020-2021					261,990.07	-----	-----	6,742.63	-----	255,247.44

Footnotes at End of Chapter

## Appropriations, Outlays, and Balances - Continued

Appropriation or Fund Account  Title	Account Symbol				Balances, Beginning of Fiscal Year	Appropriations and Other Obligational Authority <sup>1</sup>	Transfers Borrowings and Investment (Net) <sup>2</sup>	Outlays (Net)	Balances Withdrawn and Other Transactions <sup>3</sup>	Balances, End of Fiscal Year
	Period of Availability	ATA	AID	MAIN						
	2019-2020				709,307.97	-----	-----	-4,866.71	-----	714,174.68
	2018-2019				184,194.82	-----	-----	1,154.09	183,040.73	-----
	No Year				16,834,399,735.00	5,084,765,183.00	-15,373,587.00	3,410,452,280.40	-----	18,493,339,050.60
	Subtotal		089	0321	29,086,796,104.19	5,307,765,183.00	-27,973,587.00	3,703,702,259.99	183,040.73	30,662,702,399.47
Advanced Technology Vehicles Manufacturing Loan Program Account, Energy Programs, Energy Fund Resources:										
Undisbursed Funds	2022-2028		089	0322	2,996,688,533.60	-----	-6,000,000.00	14,881,365.72	-----	2,975,807,167.88
	2024-2025				-----	13,000,000.00	-----	6,649,382.71	-----	6,350,617.29
	2023-2024				3,086,358.05	-----	-----	2,763,990.84	-----	322,367.21
	2022-2023				5,791.00	-----	-----	5,791.00	-----	-----
	2021-2022				52,746.16	-----	-----	998.75	-----	51,747.41
	2020-2021				55,741.10	-----	-----	-----	-----	55,741.10
	2019-2020				119,712.96	-----	-----	-----	-----	119,712.96
	2018-2019				1,376,360.91	-----	-----	7,275.79	1,369,085.12	-----
	No Year				2,368,093,607.40	-----	-----	43,486,333.44	-----	2,324,607,273.96
	Subtotal		089	0322	5,369,478,851.18	13,000,000.00	-6,000,000.00	67,795,138.25	1,369,085.12	5,307,314,627.81
Advanced Research Projects Agency-Energy, Energy Programs, Energy Fund Resources:										
Undisbursed Funds	2024-2025		089	0337	-----	40,000,000.00	-----	29,421,473.98	-----	10,578,526.02
	2023-2024				11,068,948.16	-----	-----	10,813,576.21	-----	255,371.95
	2022-2023				254,019.44	-----	-----	171,213.61	-----	82,805.83
	2021-2022				164,950.39	-----	-----	11,021.90	-----	153,928.49
	2020-2021				515,071.15	-----	-----	7,979.54	-----	507,091.61
	2019-2020				94,934.83	-----	-----	-20,529.49	-----	115,464.32
	2018-2019				179,116.19	-----	-----	122,509.34	56,606.85	-----
	No Year				1,421,356,816.88	420,000,000.00	-----	350,827,686.91	-----	1,490,529,129.97
	Subtotal		089	0337	1,433,633,857.04	460,000,000.00	-----	391,354,932.00	56,606.85	1,502,222,318.19
Indian Energy Policy and Programs, Energy Programs, Energy Fund Resources:										
Undisbursed Funds	2024-2025		089	0342	-----	14,000,000.00	-----	397,328.51	-----	13,602,671.49
	2023-2024				11,829,775.38	-----	-----	7,947,811.04	-----	3,881,964.34
	2022-2023				557,242.58	-----	-----	445,493.95	-----	111,748.63
	2021-2022				118,279.65	-----	-----	7,761.88	-----	110,517.77
	2020-2021				338,621.98	-----	-----	-----	-----	338,621.98
	2019-2020				238,099.56	-----	-----	-----	-----	238,099.56
	No Year				140,473,082.69	56,000,000.00	-----	14,882,787.73	-----	181,590,294.96
	Subtotal		089	0342	153,555,101.84	70,000,000.00	-----	23,681,183.11	-----	199,873,918.73

Footnotes at End of Chapter

Appropriations, Outlays, and Balances - Continued

Appropriation or Fund Account  Title	Account Symbol				Balances, Beginning of Fiscal Year	Appropriations and Other Obligational Authority <sup>1</sup>	Transfers Borrowings and Investment (Net) <sup>2</sup>	Outlays (Net)	Balances Withdrawn and Other Transactions <sup>3</sup>	Balances, End of Fiscal Year
	Period of Availability	ATA	AID	MAIN SUB						
Technology Transitions, Energy Programs, Energy Fund Resources: Undisbursed Funds	2024-2025		089	0346 000	-----	11,500,000.00	-----	6,330,927.13	-----	5,169,072.87
	2023-2024				5,575,810.10	-----	-----	5,498,690.55	-----	77,119.55
	2022-2023				528,457.10	-----	-----	330,198.65	-----	198,258.45
	No Year				14,151,517.16	8,500,000.00	-----	10,853,170.58	-----	11,798,346.58
	Subtotal		089	0346 000	20,255,784.36	20,000,000.00	-----	23,012,986.91	-----	17,242,797.45
Tribal Energy Loan Guarantee Program, Energy Programs, Energy Fund Resources: Undisbursed Funds	2022-2028		089	0350 000	74,436,202.51	-----	-150,000.00	1,990,122.62	-----	72,296,079.89
	2024-2025				-----	6,300,000.00	-----	1,342,504.36	-----	4,957,495.64
	2023-2024				1,555,036.18	-----	-----	1,438,134.18	-----	116,902.00
	2022-2023				574,408.74	-----	-----	543,644.34	-----	30,764.40
	2021-2022				50,211.42	-----	-----	25,897.36	-----	24,314.06
	2020-2021				419,858.18	-----	-----	87,006.24	-----	332,851.94
	2019-2020				64,236.65	-----	-----	339.76	-----	63,896.89
	2018-2019				471,408.63	-----	-----	-----	471,408.63	-----
	No Year				10,500,000.00	-----	-----	-----	-----	10,500,000.00
	Subtotal		089	0350 000	88,071,362.31	6,300,000.00	-150,000.00	5,427,648.86	471,408.63	88,322,304.82
Defense Production Act, Energy Programs, Energy Fund Resources: Undisbursed Funds	2022-2024		089	0360 000	249,432,117.55	-----	-----	8,784,743.49	-----	240,647,374.06
Cybersecurity, Energy Security, and Emergency Response, Energy Programs, Energy Fund Resources: Undisbursed Funds	2024-2025		089	2250 000	-----	28,000,000.00	-----	14,518,295.95	-----	13,481,704.05
	2023-2024				9,850,624.87	-----	-----	9,184,610.52	-----	666,014.35
	2022-2023				1,231,596.56	-----	-----	483,361.41	-----	748,235.15
	2021-2022				14,827.32	-----	-----	-11,039.29	-----	25,866.61
	2020-2021				55,377.31	-----	-----	2,558.57	-----	52,818.74
	2019-2020				411,435.31	-----	-----	-----	-----	411,435.31
	No Year				602,834,874.71	267,685,000.00	-231,546.66	178,714,653.96	-----	691,573,674.09
	Subtotal		089	2250 000	614,398,736.08	295,685,000.00	-231,546.66	202,892,441.12	-----	706,959,748.30
Clean Energy Demonstrations, Energy Programs, Energy Fund Resources: Undisbursed Funds	2022-2026		089	2297 000	5,810,627,448.69	-----	-11,624,000.00	24,042,508.83	-----	5,774,960,939.86
	2024-2025				-----	27,500,000.00	-----	25,334,288.35	-----	2,165,711.65
	2023-2024				8,273,838.13	-----	-----	7,191,063.02	-----	1,082,775.11
	2022-2023				202,356.62	-----	-----	37,430.71	-----	164,925.91
	No Year				9,494,070,368.99	4,485,321,250.00	-9,553,500.00	393,185,121.38	-----	13,576,652,997.61

Footnotes at End of Chapter

## Appropriations, Outlays, and Balances - Continued

Appropriation or Fund Account  Title	Account Symbol				Balances, Beginning of Fiscal Year	Appropriations and Other Obligational Authority <sup>1</sup>	Transfers Borrowings and Investment (Net) <sup>2</sup>	Outlays (Net)	Balances Withdrawn and Other Transactions <sup>3</sup>	Balances, End of Fiscal Year	
	Period of Availability	ATA	AID	MAIN							SUB
	Subtotal		089	2297	000	15,313,174,012.43	4,512,821,250.00	-21,177,500.00	449,790,412.29	-----	19,355,027,350.14
National Energy Technology Laboratory Research and Development, Energy Fund Resources:											
Undisbursed Funds	No Year		089	2298	000	9,745,298.22	-----	-----	-2,378,268.70	-----	12,123,566.92
Carbon Dioxide Transportation Infrastructure Finance and Innovation Program Account, Energy Programs, Energy Fund Resources:											
Undisbursed Funds	No Year		089	2300	000	2,094,160,638.00	-----	-2,100,000.00	1,385,668.57	-----	2,090,674,969.43
Grid Deployment, Energy Programs, Energy Fund Resources:											
Undisbursed Funds	2024-2025		089	2301	000	-----	6,000,000.00	-----	1,463,130.70	-----	4,536,869.30
	2024					-----	-----	-----	209,520.51	-----	+ -209,520.51
	No Year					-----	54,000,000.00	117,784.85	261,329.80	-----	53,856,455.05
	Subtotal		089	2301	000	- 0 -	60,000,000.00	117,784.85	1,933,981.01	-----	58,183,803.84
Environmental Reviews, Energy Programs, Energy Fund Resources:											
Undisbursed Funds	2022-2031		089	2304	000	114,347,050.23	-----	-----	5,501,531.07	-----	108,845,519.16
Energy Projects, Energy Programs, Energy Fund Resources:											
Undisbursed Funds	No Year		089	2305	000	221,968,652.00	83,724,000.00	-----	7,645,689.78	-----	298,046,962.22
<b>Special Fund Accounts</b>											
Payment to States Under Federal Power Act, Energy Fund Resources:											
Undisbursed Funds	No Year		089	5105	000	-----	3,763,807.56	-----	3,763,807.56	-----	-----
Nuclear Waste Disposal, Energy Programs, Energy Fund Resources:											
Undisbursed Funds	No Year		089	5227	000	19,547,679.87	1,864,281,713.28	-1,855,752,024.73	13,736,158.32	-----	14,341,210.10
Unrealized Discount on Investments						-353,590,746.32	-----	-13,769,507.48	-----	-----	-367,360,253.80
Unamortized Premium and Discount						-12,876,792,941.46	-----	-6,920,826,600.91	-----	-----	-19,797,619,542.37
Investments in US Treasury Securities						60,457,781,242.83	-----	8,790,348,133.12	-----	-----	69,248,129,375.95
	Subtotal		089	5227	000	47,246,945,234.92	1,864,281,713.28	0.00	13,736,158.32	-----	49,097,490,789.88
Uranium Enrichment Decontamination and Decommissioning Fund, Energy Programs, Energy Fund Resources:											
Undisbursed Funds	No Year		089	5231	000	99,997,745.09	343,608,491.41	471,528,393.81	815,146,598.26	-----	99,988,032.05
Unrealized Discount on Investments						-17,880,606.19	-----	17,880,606.19	-----	-----	-----
Investments in US Treasury Securities						1,111,762,000.00	-----	-489,409,000.00	-----	-----	622,353,000.00
	Subtotal		089	5231	000	1,193,879,138.90	343,608,491.41	-----	815,146,598.26	-----	722,341,032.05
Northeast Home Heating Oil Reserve, Energy Programs, Energy Fund Resources:											
Undisbursed Funds	No Year		089	5369	000	10,985,343.71	7,150,000.00	-----	6,695,207.06	-----	11,440,136.65

Footnotes at End of Chapter

Appropriations, Outlays, and Balances - Continued

Appropriation or Fund Account  Title	Account Symbol				Balances, Beginning of Fiscal Year	Appropriations and Other Obligational Authority <sup>1</sup>	Transfers Borrowings and Investment (Net) <sup>2</sup>	Outlays (Net)	Balances Withdrawn and Other Transactions <sup>3</sup>	Balances, End of Fiscal Year	
	Period of Availability	ATA	AID	MAIN							SUB
Ultra-Deepwater and Unconventional Natural Gas and Other Petroleum Research Fund, Energy Fund Resources: Undisbursed Funds	No Year		089	5523	000	7,149,192.34	-----	-----	-----	7,149,192.34	
Energy Security and Infrastructure Modernization Fund Fund Resources: Undisbursed Funds	No Year		089	5615	000	700,511,575.52	-----	-----	282,754,316.98	417,757,258.54	
<b>Public Enterprise Funds</b>											
Expenses, Isotope Production and Distribution Program Fund, Energy Fund Resources: Undisbursed Funds	2022-2027		089	4180	000	149,783,857.97	-----	-----	12,380,903.27	137,402,954.70	
	No Year					337,885,113.26	-----	-----	-237,177,409.05	575,062,522.31	
	Subtotal		089	4180	000	487,668,971.23	-----	-----	-224,796,505.78	712,465,477.01	
Transmission Facilitation Fund, Energy Programs, Energy Fund Resources: Authority to Borrow from the Treasury						\$ 1,750,000,000.00	-----	-----	-----	1,750,000,000.00	
American Energy Independence Fund, Energy Programs, Energy Fund Resources: Undisbursed Funds	No Year		089	4397	000	-----	2,030,188,150.55	-----	-----	2,030,188,150.55	
<b>Trust Fund Accounts</b>											
Advances for Cooperative Work, Departmental Operations, Energy Fund Resources: Undisbursed Funds	No Year		089	8575	000	68,467.57	-----	-----	-----	68,467.57	
Total, Energy Programs						149,778,079,783.36	29,425,710,800.62	-74,579,950.00	19,473,863,757.09	8,571,304.58	159,646,775,572.31
<b>Power Marketing Administration</b>											
<b>General Fund Accounts</b>											
Operation and Maintenance, Southeastern Power Administration, Power Marketing Administrations, Energy Fund Resources: Undisbursed Funds	No Year		089	0302	000	52,603,539.73	-----	-----	15,049,808.75	37,553,730.98	
Operation and Maintenance, Southwestern Power Administration, Power Marketing Administrations, Energy Fund Resources: Undisbursed Funds	No Year		089	0303	000	342,356,276.74	11,440,000.00	-----	-25,168,367.40	378,964,644.14	
Operation and Maintenance, Alaska Power Administration, Power Marketing Administration, Energy Fund Resources: Undisbursed Funds	No Year		089	0304	000	300,006.00	-----	-----	-----	300,006.00	
<b>Special Fund Accounts</b>											

Footnotes at End of Chapter

## Appropriations, Outlays, and Balances - Continued

Appropriation or Fund Account  Title	Account Symbol				Balances, Beginning of Fiscal Year	Appropriations and Other Obligational Authority <sup>1</sup>	Transfers Borrowings and Investment (Net) <sup>2</sup>	Outlays (Net)	Balances Withdrawn and Other Transactions <sup>3</sup>	Balances, End of Fiscal Year	
	Period of Availability	ATA	AID	MAIN							SUB
Construction, Rehabilitation, Operation, and Maintenance, Western Area Power Administration, Power Marketing Administration, Energy Fund Resources: Undisbursed Funds	No Year		089	5068	000	1,691,669,927.59	99,872,000.00	----- -91,538,193.50	-----	1,883,080,121.09	
Emergency Fund, Western Area Power Administration, Power Marketing Administration, Energy Fund Resources: Undisbursed Funds	No Year		089	5069	000	500,000.00	-----	-----	-----	500,000.00	
Falcon and Amistad Operating and Maintenance Fund, Energy Fund Resources: Undisbursed Funds	No Year		089	5178	000	11,141,154.06	228,000.00	----- 1,696,056.10	-----	9,673,097.96	
Continuing Fund, Southwestern Power Administration, Power Marketing Administration, Energy Fund Resources: Undisbursed Funds	No Year		089	5649	000	300,000.00	-----	-----	-----	300,000.00	
Continuing Fund, Southeastern Power Administration, Power Marketing Administration, Energy Fund Resources: Undisbursed Funds	No Year		089	5653	000	50,000.00	-----	-----	-----	50,000.00	
<b>Public Enterprise Funds</b>											
Bonneville Power Administration Fund, Power Marketing Administration, Energy Fund Resources: Undisbursed Funds	No Year		089	4045	000	-112,535,631.70	-239,465,922.89	<sup>6</sup> 1,280,900,000.00	658,225,344.88	<sup>7</sup> 58,888.31	270,614,212.22
Transfer To: Corps of Engineers	No Year	096	089	4045	000	34,764,760.50	470,283,792.91	-----	470,437,249.79	-----	34,611,303.62
Investments in US Treasury Securities						1,598,000,000.00	-----	-1,104,000,000.00	-----	-----	494,000,000.00
Authority to Borrow from the Treasury						-----	741,200,000.00	-741,200,000.00	-----	-----	-----
Unfunded Contract Authority						<sup>8</sup> 1,922,252,158.31	<sup>8</sup> 1,011,496,593.09	-----	-----	1,932,682,526.31	1,001,066,225.09
Subtotal			089	4045	000	3,442,481,287.11	1,983,514,463.11	-564,300,000.00	1,128,662,594.67	1,932,741,414.62	1,800,291,740.93
Western Area Power Administration, Borrowing Authority - Recovery Act, Energy Fund Resources: Undisbursed Funds	No Year		089	4404	000	22,380,222.86	-----	-----	365,107.57	-----	22,015,115.29
Authority to Borrow from the Treasury						14,790,479.76	-----	-----	-----	-----	14,790,479.76
Subtotal			089	4404	000	37,170,702.62	-----	-----	365,107.57	-----	36,805,595.05
Colorado River Basins Power Marketing Fund, Western Area Power Administration, Power Marketing Administration, Energy Fund Resources: Undisbursed Funds	No Year		089	4452	000	358,930,412.21	-----	-----	7,177,424.16	-----	351,752,988.05
Total, Power Marketing Administration						5,937,503,306.06	2,095,054,463.11	-564,300,000.00	1,036,244,430.35	1,932,741,414.62	4,499,271,924.20

Footnotes at End of Chapter

Appropriations, Outlays, and Balances - Continued

Appropriation or Fund Account  Title	Account Symbol				Balances, Beginning of Fiscal Year	Appropriations and Other Obligational Authority <sup>1</sup>	Transfers Borrowings and Investment (Net) <sup>2</sup>	Outlays (Net)	Balances Withdrawn and Other Transactions <sup>3</sup>	Balances, End of Fiscal Year	
	Period of Availability	ATA	AID	MAIN							SUB
<b>Departmental Administration</b>											
<b>General Fund Accounts</b>											
Departmental Administration, Energy Programs, Energy Fund Resources:											
Undisbursed Funds	2022-2031		089	0228	000	-954,753.93	-----	-----	574,121.52	-----	<sup>4</sup> -1,528,875.45
	2022-2027					-----	-----	-----	287,566.32	-----	<sup>4</sup> -287,566.32
	2020-2027					-----	-----	-----	20,164.75	-----	<sup>4</sup> -20,164.75
	2021-2026					4,393,778.37	-----	-----	1,201,362.71	-----	3,192,415.66
	2024-2025					-----	323,633,834.14	-----	147,749,085.62	-----	175,884,748.52
	2020-2025					590,323.34	-----	-----	583,892.76	-----	6,430.58
	2023-2024					168,640,800.66	-----	20,254,633.00	115,488,431.83	-----	73,407,001.83
	2019-2024					127,185.30	-----	-----	105,474.64	-----	21,710.66
	2022-2023					61,580,089.46	-----	-----	17,786,514.21	-----	43,793,575.25
	2018-2023					9,652.54	-----	-----	714.38	-----	8,938.16
	2021-2022					38,085,848.49	-----	-----	11,579,945.33	-----	26,505,903.16
	2017-2022					52,709.34	-----	-----	-39.19	-----	52,748.53
	2020-2021					30,031,681.43	-----	-----	969,303.28	-----	29,062,378.15
	2016-2021					1,128,872.81	-----	-----	170,323.95	-----	958,548.86
	2019-2020					24,553,296.33	-----	-----	910,857.30	-----	23,642,439.03
	2015-2020					1,505,193.15	-----	-----	-----	-----	1,505,193.15
	2018-2019					17,112,420.04	-----	-----	4,017,913.33	13,094,506.71	-----
	No Year					50,622,265.78	10,778,213.00	8,500,000.00	17,723,639.29	-----	52,176,839.49
	Subtotal		089	0228	000	397,479,363.11	334,412,047.14	28,754,633.00	319,169,272.03	13,094,506.71	428,382,264.51
Office of the Inspector General, Energy Programs, Energy Fund Resources:											
Undisbursed Funds	2022-2031		089	0236	000	19,960,675.23	-----	12,800,000.00	1,023,994.16	-----	31,736,681.07
	2022-2030					-----	-----	4,000,000.00	-----	-----	4,000,000.00
	2022-2029					-----	-----	1,520,000.00	-----	-----	1,520,000.00
	2022-2028					-----	-----	6,150,000.00	-----	-----	6,150,000.00
	2022-2026					-----	-----	28,824,000.00	275,479.23	-----	28,548,520.77
	2024-2025					-----	86,000,000.00	-----	44,279,340.87	-----	41,720,659.13
	2023-2024					37,741,963.44	-----	-----	34,456,376.29	-----	3,285,587.15
	2022-2023					1,908,195.69	-----	-----	1,413,454.38	-----	494,741.31
	2021-2022					229,284.51	-----	-----	166.27	-----	229,118.24
	2020-2021					42,296.39	-----	-----	-----	-----	42,296.39
	2019-2020					168,554.96	-----	-----	10,624.03	-----	157,930.93
	2018-2019					203,173.38	-----	-----	-----	203,173.38	-----
	No Year					30,534,511.99	21,556,426.00	31,285,950.00	5,227,112.78	-----	78,149,775.21

Footnotes at End of Chapter



## Appropriations, Outlays, and Balances - Continued

Appropriation or Fund Account  Title	Account Symbol				Balances, Beginning of Fiscal Year	Appropriations and Other Obligational Authority <sup>1</sup>	Transfers Borrowings and Investment (Net) <sup>2</sup>	Outlays (Net)	Balances Withdrawn and Other Transactions <sup>3</sup>	Balances, End of Fiscal Year	
	Period of Availability	ATA	AID	MAIN							SUB
<b>Intragovernmental Funds</b>	Subtotal		089	0236	000	90,788,655.59	107,556,426.00	84,579,950.00	86,686,548.01	203,173.38	196,035,310.20
Working Capital Fund, Departmental Administration, Energy Fund Resources:											
Undisbursed Funds	No Year		089	4563	000	221,435,132.87	-----	-----	-11,298,406.51	-----	232,733,539.38
<b>Trust Fund Accounts</b>											
Gifts and Donations, Energy Fund Resources:											
Undisbursed Funds	No Year		089	8576	000	130,539.71	31,599.00	-----	40,608.18	-----	121,530.53
Total, Departmental Administration						709,833,691.28	442,000,072.14	113,334,583.00	394,598,021.71	13,297,680.09	857,272,644.62
<b>Deductions for Offsetting Receipts</b>											
Proprietary Receipts from the Public						-----	-426,237,621.94	-----	-765,519,210.08	-----	-----
Intrabudgetary Receipts Deducted by Agency						-----	-2,217,217,306.55	-----	-2,217,217,306.55	-----	-----
Offsetting Governmental Receipts						-----	-20,894,012.84	-----	-20,894,012.84	-----	-----
Total, Offsetting Receipts						-----	-2,664,348,941.33	-----	-3,003,630,529.47	-----	-----
Total, Department of Energy						178,991,277,828.12	62,125,077,913.56	-525,545,367.00	49,315,438,988.11	1,962,201,867.22	188,973,887,931.21
<b>Memorandum</b>											
<b>Financing Accounts</b>											
<b>Public Enterprise Funds</b>											
Tribal Indian Energy Resource Development Loan Guarantee Financing Account, Energy Programs, Energy Fund Resources:											
Undisbursed Funds	No Year		089	4370	000	-----	-----	-----	-1,429,213.27	-----	1,429,213.27
Title 17 Innovative Technology Direct Loan Financing Account, Energy Fund Resources:											
Undisbursed Funds	No Year		089	4455	000	77,465,986.39	-----	<sup>9,10</sup> 44,786,895.51	42,213,869.86	-----	80,039,012.04
Authority to Borrow from the Treasury						632,983,007.13	7,586,401,886.63	-352,766,571.51	-----	-----	7,866,618,322.25
Subtotal			089	4455	000	710,448,993.52	7,586,401,886.63	-307,979,676.00	42,213,869.86	-----	7,946,657,334.29
Title 17 Innovative Technology Guaranteed Loan Financing Account - Recovery Act, Energy Programs, Energy Fund Resources:											
Undisbursed Funds	No Year		089	4486	000	88,617,310.39	-----	-----	7,491,450.07	-----	81,125,860.32
<b>Intragovernmental Funds</b>											
Title 17 Innovative Technology Direct Loan Financing Account - Recovery Act, Energy Programs, Energy Fund Resources:											
Undisbursed Funds	No Year		089	4576	000	428,788,372.73	-----	<sup>11,12</sup> -380,668,753.43	-348,017,194.80	-----	396,136,814.10
Authority to Borrow from the Treasury						-----	1,753,721.81	-1,753,721.81	-----	-----	-----
Subtotal			089	4576	000	428,788,372.73	1,753,721.81	-382,422,475.24	-348,017,194.80	-----	396,136,814.10

Footnotes at End of Chapter

Appropriations, Outlays, and Balances - Continued

Appropriation or Fund Account  Title	Account Symbol				Balances, Beginning of Fiscal Year	Appropriations and Other Obligational Authority <sup>1</sup>	Transfers Borrowings and Investment (Net) <sup>2</sup>	Outlays (Net)	Balances Withdrawn and Other Transactions <sup>3</sup>	Balances, End of Fiscal Year
	Period of Availability	ATA	AID	MAIN						
Title 17 Innovative Technology Loan Guarantee Financing, Energy Programs, Energy Fund Resources: Undisbursed Funds	No Year		089	4577	000	-----	-----	-1,585,248.16	-----	1,585,248.16
Advanced Technology Vehicles Manufacturing Direct Loan Financing Account, Energy Fund Resources: Undisbursed Funds	No Year		089	4579	000	77,380,128.56	-----	905,274,778.35	-----	18,657,953.19
Authority to Borrow from the Treasury						14,845,607,286.52	3,693,327,760.59	-947,067,322.45	-----	17,591,867,724.66
	Subtotal		089	4579	000	14,922,987,415.08	3,693,327,760.59	-41,792,544.10	-----	17,610,525,677.85
Total, Financing Accounts						16,150,842,091.72	11,281,483,369.03	-732,194,695.34	-----	26,037,460,147.99

Footnotes at End of Chapter

## Appropriations, Outlays, and Balances - Continued

---

### Footnotes

---

- 1 The amounts in this column, unless otherwise footnoted, represent appropriations, increases and rescissions in borrowing authority or new contract authority. Appropriation accounts with appropriation transfer activity are presented in Table 1 (Appropriations and Appropriation Transfers) at the end of this chapter.
- 2 The amounts in this column, unless otherwise footnoted, represent transfers - other than appropriation transfers, borrowings (gross), investments (net), unrealized discounts or funds held outside the Treasury.
- 3 The amounts in this column, unless otherwise footnoted, represent obligated balances canceled for fiscal year 2019 pursuant to 31 U.S.C. 1553 and adjustments to borrowing and contract authority.
- 4 Subject to disposition by the administrative agency.
- 5 The opening balance(s) of the following account(s) have been adjusted during the current fiscal year and do not agree with last year's closing balance(s):

<u>Account Symbol:(ATA, AID, POA, MAIN, SUB)</u>	<u>Adjustment</u>
089        X 4380 000 - Authority to Borrow from the Treasury	\$1,750,000,000.00
089        X 4045 000 - Unfunded Contract Authority	-\$10,430,368.00

- 6 Includes \$176,900,000.00 which represents net borrowing from the U.S. Treasury.
- 7 Represents capital transfer to miscellaneous receipts.
- 8 Represents new contract authority.
- 9 Includes \$26,103,708.81 which represents net repayment of borrowing from the Federal Financing Bank in lieu of issuance of agency debt.
- 10 Includes \$70,890,604.32 which represents net borrowing from the U.S. Treasury.
- 11 Includes \$381,535,304.12 which represents repayment of borrowing from the Federal Financing Bank in lieu of issuance of agency debt.
- 12 Includes \$866,550.69 which represents net borrowing from the U.S. Treasury.

Footnotes

Table 1 - Appropriations and Appropriation Transfers - Department of Energy

AID	ATA	Period of Availability	MAIN	Net Appropriations and Appropriation Transfers	Appropriation Amount	Net Appropriation Transfers	AID Involved	ATA Involved	Period of Availability Involved	MAIN Involved	Amount From or To (-)
089		X	0213	2,215,976,353.00	2,241,962,500.00	-25,986,147.00	089		X	0222	-21,645,258.00
							089		X	0228	-1,446,963.00
							089		X	0236	-2,893,926.00
089		X	0222	8,279,870,745.00	8,111,169,000.00	168,701,745.00	089		X	0213	21,645,258.00
							089		X	0251	1,407,769.00
							089		X	0309	13,578,000.00
							089		X	0318	6,118,249.00
							089		X	0319	30,537,652.00
							089		X	0321	91,399,817.00
							089		X	2250	4,015,000.00
089		X	0228	10,778,213.00	0.00	10,778,213.00	089		X	0213	1,446,963.00
							089		X	0318	1,610,000.00
							089		X	0319	1,200,000.00
							089		X	0321	1,945,000.00
							089		X	2250	100,000.00
							089		X	2297	4,476,250.00
089		X	0236	21,556,426.00	0.00	21,556,426.00	089		X	0213	2,893,926.00
							089		X	0318	3,220,000.00
							089		X	0319	2,400,000.00
							089		X	0321	3,890,000.00
							089		X	2250	200,000.00
							089		X	2297	8,952,500.00
089		X	0251	6,956,699,231.00	6,958,107,000.00	-1,407,769.00	089		X	0222	-1,407,769.00
089		X	0309	2,567,422,000.00	2,581,000,000.00	-13,578,000.00	089		X	0222	-13,578,000.00
089		X	0314	1,791,660,000.00	1,884,460,000.00	-92,800,000.00	089		X	0319	-92,800,000.00
089		X	0318	1,860,051,751.00	1,871,000,000.00	-10,948,249.00	089		X	0222	-6,118,249.00
							089		X	0228	-1,610,000.00
							089		X	0236	-3,220,000.00
089		X	0319	823,474,197.45	2,795,000,000.00	-1,971,525,802.55	089		X	0222	-30,537,652.00
							089		X	0228	-1,200,000.00
							089		X	0236	-2,400,000.00
							089		X	0314	92,800,000.00

## Appropriations, Outlays, and Balances - Continued

### Footnotes

Table 1 - Appropriations and Appropriation Transfers - Department of Energy

AID	ATA	Period of Availability	MAIN	Net Appropriations and Appropriation Transfers	Appropriation Amount	Net Appropriation Transfers	AID Involved	ATA Involved	Period of Availability Involved	MAIN Involved	Amount From or To (-)
089		X	0321	5,084,765,183.00	5,182,000,000.00	-97,234,817.00	089		X	4397	-2,030,188,150.55
							089		X	0222	-91,399,817.00
							089		X	0228	-1,945,000.00
089		X	2250	267,685,000.00	272,000,000.00	-4,315,000.00	089		X	0236	-3,890,000.00
							089		X	0222	-4,015,000.00
							089		X	0228	-100,000.00
							089		X	0236	-200,000.00
089		X	2297	4,485,321,250.00	4,498,750,000.00	-13,428,750.00	089		X	0228	-4,476,250.00
							089		X	0236	-8,952,500.00
089		X	4045	-239,465,922.89	230,817,870.02	-470,283,792.91	089	096	X	4045	-470,283,792.91
089		X	4397	2,030,188,150.55	0.00	2,030,188,150.55	089		X	0319	2,030,188,150.55
089		X	5227	-4,064,000.00	0.00	-4,064,000.00	431		2425	0500	-4,064,000.00
089	096	X	4045	470,283,792.91	0.00	470,283,792.91	089		X	4045	470,283,792.91
<b>Total</b>				<b>36,622,202,370.02</b>	<b>36,626,266,370.02</b>	<b>-4,064,000.00</b>					<b>-4,064,000.00</b>

Appropriations, Outlays, and Balances - Continued

Appropriation or Fund Account  Title	Account Symbol				Balances, Beginning of Fiscal Year	Appropriations and Other Obligational Authority <sup>1</sup>	Transfers Borrowings and Investment (Net) <sup>2</sup>	Outlays (Net)	Balances Withdrawn and Other Transactions <sup>3</sup>	Balances, End of Fiscal Year	
	Period of Availability	ATA	AID	MAIN							SUB
<b>Department of Health and Human Services</b>											
<b>Food and Drug Administration</b>											
<b>General Fund Accounts</b>											
Payment to the FDA Innovation Account, CURES Act, Food and Drug Administration, Health and Human Services Fund Resources:											
Undisbursed Funds	2024		075	0148	000	-----	50,000,000.00	-----	50,000,000.00	-----	-----
Salaries and Expenses, Food and Drug Administration, Health and Human Services Fund Resources:											
Undisbursed Funds	2024-2026		075	0600	000	-----	-----	-----	-477,214.04	-----	477,214.04
	2023-2025					727,736.47	-----	-----	77,823.92	-----	649,912.55
	2024					-----	3,510,650,000.00	-245,000.00	2,724,170,723.97	-----	786,234,276.03
	2022-2024					142,474.00	-----	-----	113,054.81	-----	29,419.19
	2023					923,843,132.51	-----	245,000.00	695,028,091.88	-----	229,060,040.63
	2021-2023					35,810.52	-----	-----	12,443.42	-----	23,367.10
	2022					223,926,080.25	-----	-----	129,826,514.26	-----	94,099,565.99
	2020-2022					50,150.91	-----	-----	-----	-----	50,150.91
	2021					96,701,243.07	-----	-----	26,179,615.36	-----	70,521,627.71
	2020					80,518,978.75	-----	-----	13,516,652.66	-----	67,002,326.09
	2019					90,154,726.93	-----	-63,000,000.00	26,259,582.26	895,144.67	-----
	No Year					3,593,732,825.01	-15,843,156.27	-----	163,051,041.61	-----	3,414,838,627.13
Funds Held Outside the Treasury											
	2024					-----	-----	245,000.00	-----	-----	245,000.00
	2023					245,000.00	-----	-245,000.00	-----	-----	-----
	Subtotal		075	0600	000	5,010,078,158.42	3,494,806,843.73	-63,000,000.00	3,777,758,330.11	895,144.67	4,663,231,527.37
Buildings and Facilities, Food and Drug Administration, Health and Human Services Fund Resources:											
Undisbursed Funds	2023-2024		075	0603	000	392,000.00	-----	-----	-----	-----	392,000.00
	No Year					53,213,206.22	5,000,000.00	-----	12,365,175.96	-----	45,848,030.26
	Subtotal		075	0603	000	53,605,206.22	5,000,000.00	-----	12,365,175.96	-----	46,240,030.26
<b>Special Fund Accounts</b>											
Cooperative Research and Development Agreements, Food and Drug Administration, Health and Human Services Fund Resources:											
Undisbursed Funds	No Year		075	5148	000	8,280,317.92	3,140,788.00	-----	1,730,792.05	-----	9,690,313.87
FDA Innovation, CURES Act, Food and Drug Administration, Health and Human Services Fund Resources:											
Undisbursed Funds	No Year		075	5629	000	97,312,728.09	50,000,000.00	-----	63,232,521.56	-----	84,080,206.53
<b>Public Enterprise Funds</b>											

Footnotes at End of Chapter

## Appropriations, Outlays, and Balances - Continued

Appropriation or Fund Account  Title	Account Symbol				Balances, Beginning of Fiscal Year	Appropriations and Other Obligational Authority <sup>1</sup>	Transfers Borrowings and Investment (Net) <sup>2</sup>	Outlays (Net)	Balances Withdrawn and Other Transactions <sup>3</sup>	Balances, End of Fiscal Year	
	Period of Availability	ATA	AID	MAIN							SUB
Revolving Fund for Certification and Other Services, Food and Drug Administration, Health and Human Services Fund Resources: Undisbursed Funds	No Year		075	4309	000	5,333,712.95	-----	-----	625,981.51	-----	4,707,731.44
<b>Intragovernmental Funds</b>											
FDA Working Capital Fund, Food and Drug Administration, Health and Human Services Fund Resources: Undisbursed Funds	No Year		075	4613	000	361,229,172.40	-----	-----	-38,549,477.65	-----	399,778,650.05
Total, Food and Drug Administration						5,535,839,296.00	3,602,947,631.73	-63,000,000.00	3,867,163,323.54	895,144.67	5,207,728,459.52
<b>Health Resources and Services Administration</b>											
<b>General Fund Accounts</b>											
Vaccine Injury Compensation, Health Resources and Services Administration, Health and Human Services Fund Resources: Undisbursed Funds	No Year		075	0320	000	37,575,291.64	-----	-----	-1,965,924.66	-----	39,541,216.30
Maternal, Infant, and Early Childhood Home Visiting Programs, Health Resources and Services Administration, Health and Human Services Fund Resources: Undisbursed Funds	2021-2022		075	0321	000	86,612,911.71	-----	-----	48,117,688.05	-----	38,495,223.66
	No Year					890,246,537.01	518,650,000.00	-----	417,348,538.16	-----	991,547,998.85
	Subtotal		075	0321	000	976,859,448.72	518,650,000.00	-----	465,466,226.21	-----	1,030,043,222.51
Free Clinics Malpractice Claims Fund, Health Resources and Service Administration, Health and Human Services Fund Resources: Undisbursed Funds	No Year		075	0330	000	4,961,402.62	1,000,000.00	-----	491,295.85	-----	5,470,106.77
Covered Countermeasure Process Fund, Health Resources and Services Administration, Health and Human Services Fund Resources: Undisbursed Funds	No Year		075	0343	000	8,084,263.41	7,000,000.00	79,400,000.00	11,822,810.35	-----	82,661,453.06
Health Resources and Services, Health Resources and Services Administration, Health and Human Services Fund Resources: Undisbursed Funds	2024-2025		075	0350	000	-----	-----	-----	-21,179,909.48	-----	21,179,909.48
	2023-2024					14,529,367.77	-----	-----	8,786,856.42	-----	5,742,511.35
	2022-2023					38,684,570.68	-----	-----	35,261,355.00	-----	3,423,215.68
	2021-2022					2,357,964.29	-----	-----	105,450.00	-----	2,252,514.29
	2020-2021					21,339,091.97	-----	-----	-135,540.00	-----	21,474,631.97
	2019-2020					589,969.94	-----	-----	99,999.00	-----	489,970.94
	2018-2019					977,037.04	-----	-----	977,037.04	-----	-----
	No Year					11,501,099.89	5,658,000.00	-11,962.00	5,680,693.02	-----	11,466,444.87
	Subtotal		075	0350	000	89,979,101.58	5,658,000.00	-11,962.00	29,595,941.00	-----	66,029,198.58

Footnotes at End of Chapter

Appropriations, Outlays, and Balances - Continued

Appropriation or Fund Account  Title	Account Symbol				Balances, Beginning of Fiscal Year	Appropriations and Other Obligational Authority <sup>1</sup>	Transfers Borrowings and Investment (Net) <sup>2</sup>	Outlays (Net)	Balances Withdrawn and Other Transactions <sup>3</sup>	Balances, End of Fiscal Year	
	Period of Availability	ATA	AID	MAIN							SUB
Primary Health Care Access, Health Resources and Services Administration, Health and Human Services Fund Resources:											
Undisbursed Funds	2021-2023		075	0352	000	94,943,612.83	-----	-----	62,470,222.40	-----	32,473,390.43
	No Year					931,492,093.00	652,493,150.00	-----	587,040,819.59	-----	996,944,423.41
	Subtotal		075	0352	000	1,026,435,705.83	652,493,150.00	-----	649,511,041.99	-----	1,029,417,813.84
Health Workforce, Health Resources and Services Administration, Health and Human Services Fund Resources:											
Undisbursed Funds	2024		075	0353	000	-----	1,217,776,000.00	-----	425,392,098.09	-----	792,383,901.91
	2023					780,341,999.82	-----	-----	526,038,794.56	-----	254,303,205.26
	2022-2023					8,093,191.71	-----	-----	4,167,962.23	-----	3,925,229.48
	2022					222,618,703.98	-----	-----	168,400,699.86	-----	54,218,004.12
	2021					54,892,646.52	-----	-----	21,545,193.21	-----	33,347,453.31
	2020-2021					11,780,328.46	-----	-----	2,164,976.66	-----	9,615,351.80
	2020					16,482,271.96	-----	-----	963,480.57	-----	15,518,791.39
	2019					19,026,997.57	-----	-16,751,580.80	1,775,416.77	500,000.00	-----
	2018-2019					6,184,008.10	-----	-5,585,107.88	398,900.22	200,000.00	-----
	No Year					508,109,747.69	198,600,000.00	11,962.00	283,819,248.96	-----	422,902,460.73
	Subtotal		075	0353	000	1,627,529,895.81	1,416,376,000.00	-22,324,726.68	1,434,666,771.13	700,000.00	1,586,214,398.00
Maternal and Child Health, Health Resources and Services Administration, Health and Human Services Fund Resources:											
Undisbursed Funds	2024		075	0354	000	-----	1,190,430,000.00	-----	298,196,455.28	-----	892,233,544.72
	2023					905,361,347.23	-----	-----	637,504,066.39	-----	267,857,280.84
	2022-2023					14,956,475.89	-----	-----	7,889,523.52	-----	7,066,952.37
	2022					174,648,509.49	-----	-----	151,581,428.79	-----	23,067,080.70
	2018-2022					635,879.98	-----	-----	558,917.79	-----	76,962.19
	2021					12,682,020.94	-----	-----	4,405,300.89	-----	8,276,720.05
	2020					8,919,609.22	-----	-----	448,901.22	-----	8,470,708.00
	2019					4,127,638.87	-----	-3,646,386.42	40,779.98	440,472.47	-----
	No Year					63,797,383.23	-----	-----	15,693,520.08	-----	48,103,863.15
	Subtotal		075	0354	000	1,185,128,864.85	1,190,430,000.00	-3,646,386.42	1,116,318,893.94	440,472.47	1,255,153,112.02
Ryan White HIV/AIDS Program, Health Resources and Services Administration, Health and Human Services Fund Resources:											
Undisbursed Funds	2024-2026		075	0356	000	-----	2,045,630,000.00	-----	454,370,539.57	-----	1,591,259,460.43
	2023-2025					1,485,023,899.79	-----	-----	1,337,988,703.22	-----	147,035,196.57
	2024					-----	360,411,000.00	-----	80,481,055.08	-----	279,929,944.92
	2022-2024					245,452,649.72	-----	-----	137,098,164.69	-----	108,354,485.03
	2023					283,172,526.07	-----	-----	238,064,877.57	-----	45,107,648.50
	2021-2023					67,479,002.76	-----	-----	25,937,051.24	-----	41,541,951.52

Footnotes at End of Chapter



## Appropriations, Outlays, and Balances - Continued

Appropriation or Fund Account  Title	Account Symbol				Balances, Beginning of Fiscal Year	Appropriations and Other Obligational Authority <sup>1</sup>	Transfers Borrowings and Investment (Net) <sup>2</sup>	Outlays (Net)	Balances Withdrawn and Other Transactions <sup>3</sup>	Balances, End of Fiscal Year	
	Period of Availability	ATA	AID	MAIN							SUB
	2022				46,897,896.68	-----	-----	39,670,630.90	-----	7,227,265.78	
	2020-2022				30,217,397.66	-----	-----	-1,263,725.55	-----	31,481,123.21	
	2021				18,742,033.39	-----	-----	2,921,431.41	-----	15,820,601.98	
	2019-2021				20,418,568.72	-----	-----	-128,773.21	-----	20,547,341.93	
	2020				4,364,265.79	-----	-----	123,395.47	-----	4,240,870.32	
	2018-2020				17,287,954.51	-----	-----	-----	-----	17,287,954.51	
	2019				6,006,062.23	-----	-5,637,824.84	-131,762.61	500,000.00	-----	
	2017-2019				10,383,476.78	-----	-10,113,476.78	-----	270,000.00	-----	
	No Year				250,214,522.60	165,000,000.00	-----	141,830,881.88	-----	273,383,640.72	
	Subtotal		075	0356	000	2,485,660,256.70	2,571,041,000.00	-15,751,301.62	2,456,962,469.66	770,000.00	2,583,217,485.42
Health Care Systems, Health Resources and Services Administration, Health and Human Services Fund Resources:											
Undisbursed Funds											
	2024		075	0357	000	-----	121,887,000.00	-----	17,983,521.07	-----	103,903,478.93
	2023					83,318,458.52	-----	-----	59,102,630.05	-----	24,215,828.47
	2022					31,698,389.52	-----	-----	21,687,052.57	-----	10,011,336.95
	2020-2022					180,274.64	-----	-----	-----	-----	180,274.64
	2021					3,823,649.71	-----	-----	1,272,286.48	-----	2,551,363.23
	2020					6,882,620.48	-----	-----	-4,982.27	-----	6,887,602.75
	2019					15,437,933.70	-----	-15,237,915.32	18.38	200,000.00	-----
	No Year					1,590,288.82	122,000.00	-----	7,688.00	-----	1,704,600.82
	Subtotal		075	0357	000	142,931,615.39	122,009,000.00	-15,237,915.32	100,048,214.28	200,000.00	149,454,485.79
Rural Health, Health Resources and Services Administration, Health and Human Services Fund Resources:											
Undisbursed Funds											
	2024-2026		075	0358	000	-----	12,700,000.00	-----	492,727.36	-----	12,207,272.64
	2023-2025					12,083,475.09	-----	-----	1,671,747.82	-----	10,411,727.27
	2024					-----	351,907,000.00	-----	20,700,268.53	-----	331,206,731.47
	2022-2024					8,790,726.54	-----	-----	1,392,802.95	-----	7,397,923.59
	2023					320,399,671.45	-----	-----	223,609,608.84	-----	96,790,062.61
	2021-2023					6,897,735.36	-----	-----	2,638,855.42	-----	4,258,879.94
	2022					139,638,555.40	-----	-----	100,097,816.71	-----	39,540,738.69
	2020-2022					8,304,278.14	-----	-----	1,490,756.49	-----	6,813,521.65
	2018-2022					22,064,754.98	-----	-----	9,421,396.05	-----	12,643,358.93
	2021					49,024,791.81	-----	-----	35,713,781.73	-----	13,311,010.08
	2019-2021					1,574,953.64	-----	-----	434,756.97	-----	1,140,196.67
	2020					16,933,792.18	-----	-----	9,499,220.51	-----	7,434,571.67
	2018-2020					704,957.33	-----	-----	274,212.72	-----	430,744.61
	2019					9,679,612.91	-----	-9,140,695.34	338,917.57	200,000.00	-----

Footnotes at End of Chapter

Appropriations, Outlays, and Balances - Continued

Appropriation or Fund Account  Title	Account Symbol				Balances, Beginning of Fiscal Year	Appropriations and Other Obligational Authority <sup>1</sup>	Transfers Borrowings and Investment (Net) <sup>2</sup>	Outlays (Net)	Balances Withdrawn and Other Transactions <sup>3</sup>	Balances, End of Fiscal Year	
	Period of Availability	ATA	AID	MAIN SUB							
	Subtotal		075	0358	000	596,097,304.83	364,607,000.00	-9,140,695.34	407,776,869.67	200,000.00	543,586,739.82
Family Planning, Health Resources and Services Administration, Health and Human Services Fund Resources:											
Undisbursed Funds	2024		075	0359	000	-----	286,479,000.00	-----	89,222,575.61	-----	197,256,424.39
	2023					199,504,881.54	-----	-----	185,909,298.35	-----	13,595,583.19
	2022					8,579,026.97	-----	-----	7,003,270.72	-----	1,575,756.25
	2021					36,317,474.33	-----	-----	1,780,136.05	-----	34,537,338.28
	2020					7,101,381.07	-----	-----	1,608.32	-----	7,099,772.75
	2019					5,559,357.06	-----	-5,359,356.31	-----	200,000.75	-----
	No Year					17,363,128.95	-----	-----	13,218,148.36	-----	4,144,980.59
	Subtotal		075	0359	000	274,425,249.92	286,479,000.00	-5,359,356.31	297,135,037.41	200,000.75	258,209,855.45
Primary Health Care, Health Resources and Services Administration, Health and Human Services Fund Resources:											
Undisbursed Funds	2024		075	0360	000	-----	1,737,772,000.00	-----	778,390,183.47	-----	959,381,816.53
	2023-2024					64,636,129.34	-----	-----	17,864,110.44	-----	46,772,018.90
	2020-2024					4,719.82	-----	-----	-----	-----	4,719.82
	2023					995,079,027.52	-----	-----	890,478,201.93	-----	104,600,825.59
	2022					91,061,005.43	-----	-----	66,223,338.66	-----	24,837,666.77
	2021					21,041,080.49	-----	-----	7,395,629.05	-----	13,645,451.44
	2020					21,849,256.41	-----	-----	436,138.06	-----	21,413,118.35
	2019-2020					15,378,992.89	-----	-----	8,797,398.53	-----	6,581,594.36
	2018-2020					1,895,269.42	-----	-----	-----	-----	1,895,269.42
	2019					11,643,868.57	-----	-10,922,972.19	579.96	720,316.42	-----
	No Year					3,175,557,496.33	5,345,757,285.98	-5,000,000.00	4,717,853,940.30	-----	3,798,460,842.01
	Subtotal		075	0360	000	4,398,146,846.22	7,083,529,285.98	-15,922,972.19	6,487,439,520.40	720,316.42	4,977,593,323.19
Program Management, Health Resources and Services Administration, Health and Human Services Fund Resources:											
Undisbursed Funds	2024		075	0361	000	-----	1,110,376,000.00	-----	163,998,477.65	-----	946,377,522.35
	2023					1,574,297,480.67	-----	-----	325,257,295.67	-----	1,249,040,185.00
	2022					820,867,944.48	-----	-----	302,146,370.66	-----	518,721,573.82
	2021					1,522,975.58	-----	-----	-16,348.07	-----	1,539,323.65
	2020					1,677,573.06	-----	-----	123,720.64	-----	1,553,852.42
	2019					2,586,265.85	-----	-2,374,030.17	8,572.36	203,663.32	-----
	Subtotal		075	0361	000	2,400,952,239.64	1,110,376,000.00	-2,374,030.17	791,518,088.91	203,663.32	2,717,232,457.24
Health Centers Malpractice Claims, Health Resources and Services Administration, Health and Human Services Fund Resources:											
Undisbursed Funds	No Year		075	0365	000	43,598,420.57	120,000,000.00	-----	91,200,396.67	-----	72,398,023.90

Footnotes at End of Chapter

## Appropriations, Outlays, and Balances - Continued

Appropriation or Fund Account  Title	Account Symbol				Balances, Beginning of Fiscal Year	Appropriations and Other Obligational Authority <sup>1</sup>	Transfers Borrowings and Investment (Net) <sup>2</sup>	Outlays (Net)	Balances Withdrawn and Other Transactions <sup>3</sup>	Balances, End of Fiscal Year	
	Period of Availability	ATA	AID	MAIN							SUB
<b>Trust Fund Accounts</b>											
Vaccine Injury Compensation Trust Fund - Treasury Managed, Health and Human Services											
Fund Resources:											
Undisbursed Funds	No Year		075	8175	000	34,541,335.88	178,814,483.05	-176,566,768.12	31,972,446.23	-----	4,816,604.58
Transfer To:											
Health Resources and Services Administration, Health and Human Services	No Year	075	075	8175	000	8,323,164.10	218,592,801.62	-8,225,527.41	209,940,705.42	-----	8,749,732.89
Unrealized Discount on Investments						-70,660,092.19	-----	-3,895,861.54	-----	-----	-74,555,953.73
Investments in US Treasury Securities						4,422,516,395.04	-----	188,688,157.07	-----	-----	4,611,204,552.11
Subtotal			075	8175	000	4,394,720,802.83	397,407,284.67	-----	241,913,151.65	-----	4,550,214,935.85
Total, Health Resources and Services Administration						19,693,086,710.56	15,847,055,720.65	-10,369,346.05	14,579,900,804.46	3,434,452.96	20,946,437,827.74
<b>Indian Health Service</b>											
<b>General Fund Accounts</b>											
Payments for Tribal Leases, Indian Health Service, Health and Human Services											
Fund Resources:											
Undisbursed Funds	2024-2025		075	0200	000	-----	370,177,835.00	-----	370,177,835.00	-----	-----
	2023-2024					5,291,002.22	16,098,398.00	-----	19,631,379.00	-----	1,758,021.22
	2022-2023					1,244,285.00	-----	-----	221,188.00	-----	1,023,097.00
	2021-2022					181,043.00	-----	-----	12,085.00	-----	168,958.00
Subtotal			075	0200	000	6,716,330.22	386,276,233.00	-----	390,042,487.00	-----	2,950,076.22
Contract Support Costs, Indian Health Service, Health and Human Services											
Fund Resources:											
Undisbursed Funds	2024		075	0344	000	-----	962,048,701.00	-----	945,565,580.00	-----	16,483,121.00
	2023					20,605,436.81	25,077,386.00	-----	35,664,528.92	-----	10,018,293.89
	2022					19,978,351.07	11,579,858.00	-----	10,252,124.64	-----	21,306,084.43
	2021					124,855,451.85	16,568,049.00	-----	18,773,847.85	-----	122,649,653.00
	2020					32,093,791.89	3,676,586.70	-----	6,162,364.59	-----	29,608,014.00
	2019					5,706,833.82	13,782,561.80	-----	19,489,395.62	-----	-----
Subtotal			075	0344	000	203,239,865.44	1,032,733,142.50	-----	1,035,907,841.62	-----	200,065,166.32
Indian Health Services, Indian Health Service, Health and Human Services											
Fund Resources:											
Undisbursed Funds	2024-2025		075	0390	000	-----	3,528,916,013.00	-----	3,064,232,537.47	-----	464,683,475.53
	2024					-----	-----	-----	-5,214,104.07	-----	5,214,104.07
	2023-2024					467,768,854.29	-----	-----	358,561,518.32	-----	109,207,335.97
	2021-2024					7,122,953.30	-----	-----	1,730,304.31	-----	5,392,648.99
	2023					822,212.95	-----	-----	2,746,983.78	-----	-1,924,770.83
	2022-2023					122,041,263.16	-----	-----	43,927,801.65	-----	78,113,461.51

Footnotes at End of Chapter

Appropriations, Outlays, and Balances - Continued

Appropriation or Fund Account  Title	Account Symbol				Balances, Beginning of Fiscal Year	Appropriations and Other Obligational Authority <sup>1</sup>	Transfers Borrowings and Investment (Net) <sup>2</sup>	Outlays (Net)	Balances Withdrawn and Other Transactions <sup>3</sup>	Balances, End of Fiscal Year
	Period of Availability	ATA	AID	MAIN						
	2022				1,037,879.69	-----	-----	-398,072.47	-----	1,435,952.16
	2021-2022				141,260,369.18	-----	-----	67,773,521.70	-----	73,486,847.48
	2020-2022				2,675,639.55	-----	-----	516,183.54	-----	2,159,456.01
	2021				1,946,429.21	-----	-----	-558.91	-----	1,946,988.12
	2020-2021				71,681,007.78	-----	-----	13,042,300.63	-----	58,638,707.15
	2020				1,462,791.58	-----	-----	196,558.30	-----	1,266,233.28
	2019-2020				26,245,755.73	-----	-----	2,270,733.98	-----	23,975,021.75
	2019				951,314.18	-----	-----	951,314.18	-----	-----
	No Year				5,916,314,243.60	1,177,919,141.00	-----	1,771,972,192.21	-----	5,322,261,192.39
	Subtotal		075	0390	000	6,761,330,714.20	4,706,835,154.00	5,322,309,214.62	-----	6,145,856,653.58
Indian Health Facilities, Indian Health Service, Health and Human Services Fund Resources: Undisbursed Funds	No Year		075	0391	000	4,074,455,820.75	1,507,332,270.00	1,769,212,479.82	-----	3,812,575,610.93
<b>Special Fund Accounts</b>										
Operation and Maintenance of Quarters, Indian Health Services, Health and Human Services Fund Resources: Undisbursed Funds	No Year		075	5071	000	22,032,734.25	9,777,119.58	6,179,060.34	-----	25,630,793.49
Total, Indian Health Service					11,067,775,464.86	7,642,953,919.08	-----	8,523,651,083.40	-----	10,187,078,300.54
<b>Centers for Disease Control and Prevention</b>										
<b>General Fund Accounts</b>										
CDC-Wide Activities and Program Support, Centers for Disease Control and Prevention, Health and Human Services Fund Resources: Undisbursed Funds	2022-2027		075	0943	000	-----	-----	-537,238.46	-----	537,238.46
	2024-2026				-----	-----	-----	-6,669,123.72	-----	6,669,123.72
	2024-2025				-----	350,000,000.00	-----	-4,188,368.52	-----	354,188,368.52
	2023-2025				856,709.88	-----	-----	-2,123,134.67	-----	2,979,844.55
	2024				-----	128,570,000.00	-----	-7,469,690.01	-----	136,039,690.01
	2023-2024				486,672,093.48	-----	-----	102,267,036.97	-----	384,405,056.51
	2022-2024				172,812,954.78	-----	-----	94,111,194.65	-----	78,701,760.13
	2021-2024				3,202,554,979.30	-----	-----	852,140,552.98	-----	2,350,414,426.32
	2020-2024				<sup>5</sup> 1,138,209,483.24	-----	-----	541,586,185.90	-----	596,623,297.34
	2023				138,507,275.44	-----	-----	95,231,905.43	-----	43,275,370.01
	2022-2023				33,149,606.21	-----	-----	23,293,526.49	-----	9,856,079.72
	2021-2023				2,422,484.79	-----	-----	1,393,297.38	-----	1,029,187.41
	2018-2023				3,823,215.95	-----	-----	3,176,844.61	-----	646,371.34
	2022				72,758,680.46	-----	-----	39,590,202.30	-----	33,168,478.16
	2021-2022				331,390.27	-----	-----	-----	-----	331,390.27

Footnotes at End of Chapter

## Appropriations, Outlays, and Balances - Continued

Appropriation or Fund Account  Title	Account Symbol				Balances, Beginning of Fiscal Year	Appropriations and Other Obligational Authority <sup>1</sup>	Transfers Borrowings and Investment (Net) <sup>2</sup>	Outlays (Net)	Balances Withdrawn and Other Transactions <sup>3</sup>	Balances, End of Fiscal Year	
	Period of Availability	ATA	AID	MAIN							SUB
	2020-2022				152,132,227.42	-----	-----	60,227,640.92	-----	91,904,586.50	
	2021				11,263,696.39	-----	-----	4,080,352.76	-----	7,183,343.63	
	2020-2021				507,213.39	-----	-----	-----	-----	507,213.39	
	2019-2021				306,449.07	-----	-----	19,717.20	-----	286,731.87	
	2020				5,806,817.49	-----	-----	1,903,281.58	-----	3,903,535.91	
	2019-2020				7,014,867.20	-----	-----	2,094,396.57	-----	4,920,470.63	
	2018-2020				12,153,337.21	-----	-----	13,056.62	-----	12,140,280.59	
	2019				2,667,538.41	-----	-2,636,667.00	4,158.25	26,713.16	-----	
	2018-2019				166,264.04	-----	-----	-----	166,264.04	-----	
	2017-2019				410,264.87	-----	-----	-----	410,264.87	-----	
	2015-2019				35,778,802.02	-----	-34,094,511.00	1,395,168.20	289,122.82	-----	
	No Year				4,529,584,725.83	-355,956,556.00	-----	1,225,860,226.13	-----	2,947,767,943.70	
	Subtotal		075	0943	000	10,009,891,077.14	122,613,444.00	-36,731,178.00	3,027,401,189.56	892,364.89	7,067,479,788.69
Toxic Substances and Environmental Public Health, Agency for Toxic Substances and Disease Registry, Health and Human Services Fund Resources:											
Undisbursed Funds	2024		075	0944	000	-----	86,619,000.00	-----	56,965,508.14	-----	29,653,491.86
	2023					50,647,263.48	-----	-----	31,959,365.60	-----	18,687,897.88
	2022					16,897,362.60	-----	-----	9,355,726.81	-----	7,541,635.79
	2021					5,843,769.20	-----	-----	586,055.78	-----	5,257,713.42
	2020-2021					426,974.36	-----	-----	-----	-----	426,974.36
	2020					2,555,434.30	-----	-----	880,478.90	-----	1,674,955.40
	2019					4,360,226.77	-----	-4,288,680.00	28,186.09	43,360.68	-----
	No Year					26,714,386.91	-----	-----	3,548,420.22	-----	23,165,966.69
	Subtotal		075	0944	000	107,445,417.62	86,619,000.00	-4,288,680.00	103,323,741.54	43,360.68	86,408,635.40
Infectious Diseases Rapid Response Reserve Fund, Centers for Disease Control, Health and Human Services Fund Resources:											
Undisbursed Funds	No Year		075	0945	000	636,176,112.96	25,000,000.00	-----	48,967,383.06	-----	612,208,729.90
World Trade Center Health Program Fund, Centers for Disease Control and Prevention, Health and Human Services Fund Resources:											
Undisbursed Funds	No Year		075	0946	000	1,229,111,329.44	549,703,305.25	-----	609,185,810.62	-----	1,169,628,824.07
Environmental Health, Centers for Disease Control and Prevention, Health and Human Services Fund Resources:											
Undisbursed Funds	2024		075	0947	000	-----	191,850,000.00	-----	94,339,422.75	-----	97,510,577.25
	2023					136,846,729.12	-----	-----	89,793,342.48	-----	47,053,386.64
	2022					48,647,031.51	-----	-----	38,401,365.70	-----	10,245,665.81
	2021					13,319,107.75	-----	-----	5,058,635.44	-----	8,260,472.31
	2020					7,369,760.83	-----	-----	-33,620.13	-----	7,403,380.96
	2017-2020					150,831.87	-----	-----	-1,852.90	-----	152,684.77

Footnotes at End of Chapter

Appropriations, Outlays, and Balances - Continued

Appropriation or Fund Account  Title	Account Symbol				Balances, Beginning of Fiscal Year	Appropriations and Other Obligational Authority <sup>1</sup>	Transfers Borrowings and Investment (Net) <sup>2</sup>	Outlays (Net)	Balances Withdrawn and Other Transactions <sup>3</sup>	Balances, End of Fiscal Year	
	Period of Availability	ATA	AID	MAIN SUB							
	2019				4,204,590.43	-----	-4,164,534.00	-2,025.08	42,081.51	-----	
	No Year				26,621,483.78	51,000,000.00	-----	28,158,630.64	-----	49,462,853.14	
	Subtotal		075	0947	000	237,159,535.29	242,850,000.00	-4,164,534.00	255,713,898.90	42,081.51	220,089,020.88
Chronic Disease Prevention and Health Promotion, Centers for Disease Control and Prevention, Health and Human Services Fund Resources:											
Undisbursed Funds	2024		075	0948	000	-----	1,192,647,000.00	-----	266,988,222.26	-----	925,658,777.74
	2023				949,066,530.91	-----	-----	699,849,748.10	-----	249,216,782.81	
	2022				259,250,516.76	-----	-----	193,673,652.52	-----	65,576,864.24	
	2021				89,762,545.66	-----	-----	19,058,299.54	-----	70,704,246.12	
	2020				23,733,201.80	-----	-----	4,208,299.98	-----	19,524,901.82	
	2019				16,011,673.40	-----	-15,709,320.00	124,147.54	178,205.86	-----	
	No Year				348,959,203.94	241,267,000.00	-----	254,892,080.09	-----	335,334,123.85	
	Subtotal		075	0948	000	1,686,783,672.47	1,433,914,000.00	-15,709,320.00	1,438,794,450.03	178,205.86	1,666,015,696.58
Emerging and Zoonotic Infectious Diseases, Centers for Disease Control and Prevention, Health and Human Services Fund Resources:											
Undisbursed Funds	2024		075	0949	000	-----	708,272,000.00	-----	386,866,147.61	-----	321,405,852.39
	2023				358,488,614.98	-----	-----	236,494,767.44	-----	121,993,847.54	
	2022				162,512,674.34	-----	-----	126,067,391.50	-----	36,445,282.84	
	2021				24,360,864.52	-----	-----	10,633,923.56	-----	13,726,940.96	
	2020				12,082,841.93	-----	-----	1,795,239.54	-----	10,287,602.39	
	2019				10,754,014.81	-----	-9,978,606.00	465,518.38	309,890.43	-----	
	No Year				103,821,474.24	52,000,000.00	-----	58,476,259.15	-----	97,345,215.09	
	Subtotal		075	0949	000	672,020,484.82	760,272,000.00	-9,978,606.00	820,799,247.18	309,890.43	601,204,741.21
HIV/AIDS, Viral Hepatitis, Sexually Transmitted Diseases, and Tuberculosis Prevention, Centers for Disease Control and Prevention, Health and Human Services Fund Resources:											
Undisbursed Funds	2024		075	0950	000	-----	1,391,056,000.00	-----	442,628,260.47	-----	948,427,739.53
	2023				961,400,943.28	-----	-----	679,734,752.16	-----	281,666,191.12	
	2022				270,984,883.43	-----	-----	178,252,287.21	-----	92,732,596.22	
	2021				69,077,864.90	-----	-----	45,468,609.89	-----	23,609,255.01	
	2020				31,643,658.34	-----	-----	2,964,247.55	-----	28,679,410.79	
	2019				21,470,658.85	-----	-21,109,077.00	148,340.32	213,241.53	-----	
	Subtotal		075	0950	000	1,354,578,008.80	1,391,056,000.00	-21,109,077.00	1,349,196,497.60	213,241.53	1,375,115,192.67
Immunization and Respiratory Diseases, Centers for Disease Control and Prevention, Health and Human Services Fund Resources:											
Undisbursed Funds	2024		075	0951	000	-----	237,358,000.00	-----	91,099,762.99	-----	146,258,237.01
	2023				267,896,561.24	-----	-----	174,529,423.70	-----	93,367,137.54	
	2022				92,233,561.57	-----	-----	68,720,242.95	-----	23,513,318.62	

Footnotes at End of Chapter

## Appropriations, Outlays, and Balances - Continued

Appropriation or Fund Account  Title	Account Symbol				Balances, Beginning of Fiscal Year	Appropriations and Other Obligational Authority <sup>1</sup>	Transfers Borrowings and Investment (Net) <sup>2</sup>	Outlays (Net)	Balances Withdrawn and Other Transactions <sup>3</sup>	Balances, End of Fiscal Year	
	Period of Availability	ATA	AID	MAIN							SUB
	2021				30,355,615.55	-----	-----	5,973,978.34	-----	24,381,637.21	
	2020				22,771,723.63	-----	-----	451,535.18	-----	22,320,188.45	
	2019				14,187,307.95	-----	-13,764,762.00	283,480.82	139,065.13	-----	
	No Year				552,982,467.71	681,933,000.00	-----	541,522,989.98	-----	693,392,477.73	
	Subtotal		075	0951	000	980,427,237.65	919,291,000.00	-13,764,762.00	882,581,413.96	139,065.13	1,003,232,996.56
Injury Prevention and Control, Centers for Disease Control and Prevention, Health and Human Services Fund Resources:											
Undisbursed Funds	2024		075	0952	000	-----	761,379,000.00	-----	165,583,339.03	-----	595,795,660.97
	2023					620,088,001.70	-----	-----	-----	-----	241,699,960.80
	2022					260,966,779.85	-----	-----	-----	-----	79,179,021.31
	2021					40,797,142.41	-----	-----	-----	-----	21,466,933.71
	2020					15,450,516.83	-----	-----	-----	-----	13,279,007.25
	2019					6,501,838.03	-----	-5,619,240.00	825,782.21	56,815.82	-----
	2018-2019					33,443,414.82	-----	-32,521,203.00	593,704.56	328,507.26	-----
	Subtotal		075	0952	000	977,247,693.64	761,379,000.00	-38,140,443.00	748,680,343.52	385,323.08	951,420,584.04
National Institute For Occupational Safety and Health, Centers for Disease Control and Prevention, Health and Human Services Fund Resources:											
Undisbursed Funds	2024		075	0953	000	-----	362,800,000.00	-----	220,306,361.28	-----	142,493,638.72
	2023					151,602,173.54	-----	-----	100,273,424.99	-----	51,328,748.55
	2022					45,992,189.36	-----	-----	35,983,321.14	-----	10,008,868.22
	2021					8,974,298.17	-----	-----	4,302,873.99	-----	4,671,424.18
	2020					6,953,200.10	-----	-----	696,209.03	-----	6,256,991.07
	2019					3,840,631.22	-----	-3,259,476.00	547,975.94	33,179.28	-----
	Subtotal		075	0953	000	217,362,492.39	362,800,000.00	-3,259,476.00	362,110,166.37	33,179.28	214,759,670.74
Energy Employees Occupational Illness Compensation Program, Centers for Disease Control and Prevention, Health and Human Services Fund Resources:											
Undisbursed Funds	No Year		075	0954	000	19,600,452.14	50,511,094.00	-----	49,983,767.48	-----	20,127,778.66
Global Health, Centers for Disease Control and Prevention, Health and Human Services Fund Resources:											
Undisbursed Funds	2024-2026		075	0955	000	-----	293,200,000.00	-----	169,125,071.49	-----	124,074,928.51
	2024-2025					-----	128,921,000.00	-----	74,257,654.41	-----	54,663,345.59
	2023-2025					143,962,540.74	-----	-----	63,530,725.92	-----	80,431,814.82
	2024					-----	270,722,000.00	-----	114,612,220.50	-----	156,109,779.50
	2023-2024					33,839,234.73	-----	-----	33,277,692.98	-----	561,541.75
	2022-2024					79,989,751.98	-----	-----	45,654,604.35	-----	34,335,147.63
	2023					161,231,856.07	-----	-----	135,880,455.96	-----	25,351,400.11
	2022-2023					3,702,456.93	-----	-----	2,884,722.41	-----	817,734.52
	2021-2023					19,331,457.08	-----	-----	9,131,901.06	-----	10,199,556.02

Footnotes at End of Chapter

Appropriations, Outlays, and Balances - Continued

Appropriation or Fund Account  Title	Account Symbol				Balances, Beginning of Fiscal Year	Appropriations and Other Obligational Authority <sup>1</sup>	Transfers Borrowings and Investment (Net) <sup>2</sup>	Outlays (Net)	Balances Withdrawn and Other Transactions <sup>3</sup>	Balances, End of Fiscal Year	
	Period of Availability	ATA	AID	MAIN							SUB
	2022				35,029,572.33	-----	-----	21,547,136.86	-----	13,482,435.47	
	2021-2022				4,118,981.34	-----	-----	912,747.08	-----	3,206,234.26	
	2020-2022				11,594,992.58	-----	-----	5,642,445.72	-----	5,952,546.86	
	2021				5,091,014.49	-----	-----	862,206.69	-----	4,228,807.80	
	2020-2021				3,179,106.28	-----	-----	1,098,854.20	-----	2,080,252.08	
	2019-2021				1,770,509.45	-----	-----	48,427.47	-----	1,722,081.98	
	2020				6,113,473.39	-----	-----	187,180.10	-----	5,926,293.29	
	2019-2020				1,442,829.03	-----	-----	1,365.00	-----	1,441,464.03	
	2018-2020				3,922,221.88	-----	-----	548,012.86	-----	3,374,209.02	
	2019				8,300,472.63	-----	-6,571,224.00	1,660,818.46	68,430.17	-----	
	2018-2019				1,190,835.28	-----	-1,178,892.00	-----	11,943.28	-----	
	Subtotal		075	0955	000	523,811,306.21	692,843,000.00	-7,750,116.00	680,864,243.52	80,373.45	527,959,573.24
Public Health Preparedness and Response, Centers for Disease Control and Prevention, Health and Human Services Fund Resources:											
Undisbursed Funds	2024		075	0956	000	-----	938,200,000.00	-----	194,062,183.02	-----	744,137,816.98
	2023				744,478,951.82	-----	-----	480,770,195.17	-----	263,708,756.65	
	2022				223,584,339.06	-----	-----	215,228,811.90	-----	8,355,527.16	
	2021				26,519,973.26	-----	-----	1,772,490.39	-----	24,747,482.87	
	2020				6,451,058.76	-----	-----	1,377,715.20	-----	5,073,343.56	
	2019				3,005,077.37	-----	-2,759,427.00	217,730.72	27,919.65	-----	
	No Year				4,402,116.62	-----	-----	20,807.88	-----	4,381,308.74	
	Subtotal		075	0956	000	1,008,441,516.89	938,200,000.00	-2,759,427.00	893,449,934.28	27,919.65	1,050,404,235.96
Birth Defects, Developmental Disabilities, Disabilities and Health, Centers for Disease Control and Prevention, Health and Human Services Fund Resources:											
Undisbursed Funds	2024		075	0958	000	-----	206,060,000.00	-----	63,075,191.34	-----	142,984,808.66
	2023				147,453,831.36	-----	-----	103,223,470.85	-----	44,230,360.51	
	2022				46,379,949.14	-----	-----	36,921,603.18	-----	9,458,345.96	
	2021				8,181,698.80	-----	-----	1,977,385.03	-----	6,204,313.77	
	2020				4,156,063.17	-----	-----	294,751.66	-----	3,861,311.51	
	2019				4,688,270.02	-----	-4,567,068.00	75,000.00	46,202.02	-----	
	Subtotal		075	0958	000	210,859,812.49	206,060,000.00	-4,567,068.00	205,567,402.06	46,202.02	206,739,140.41
Public Health Scientific Services, Centers for Disease Control and Prevention, Health and Human Services Fund Resources:											
Undisbursed Funds	2024		075	0959	000	-----	711,553,000.00	-----	347,647,685.66	-----	363,905,314.34
	2023				362,919,538.39	-----	-----	260,841,423.99	-----	102,078,114.40	
	2022				112,617,703.44	-----	-----	69,247,562.62	-----	43,370,140.82	
	2021				32,674,901.46	-----	-----	3,102,416.29	-----	29,572,485.17	
	2020				8,203,386.81	-----	-----	515,687.67	-----	7,687,699.14	

Footnotes at End of Chapter



## Appropriations, Outlays, and Balances - Continued

Appropriation or Fund Account  Title	Account Symbol				Balances, Beginning of Fiscal Year	Appropriations and Other Obligational Authority <sup>1</sup>	Transfers Borrowings and Investment (Net) <sup>2</sup>	Outlays (Net)	Balances Withdrawn and Other Transactions <sup>3</sup>	Balances, End of Fiscal Year
	Period of Availability	ATA	AID	MAIN						
	2019				6,136,130.92	-----	-6,074,145.00	-2,977.18	64,963.10	-----
	Subtotal		075	0959	522,551,661.02	711,553,000.00	-6,074,145.00	681,351,799.05	64,963.10	546,613,753.87
Buildings and Facilities, Centers for Disease Control and Prevention, Health and Human Services Fund Resources:										
Undisbursed Funds	2023-2027		075	0960	39,337,083.07	-----	-----	5,177,433.06	-----	34,159,650.01
	2022-2026				22,789,936.47	-----	-----	2,337,838.35	-----	20,452,098.12
	2021-2025				14,132,469.13	-----	-----	4,430,453.67	-----	9,702,015.46
	2020-2025				1,485,161.62	-----	-----	66,504.83	-----	1,418,656.79
	2020-2024				5,352,006.03	-----	-----	1,093,124.82	-----	4,258,881.21
	2019-2023				4,534,402.29	-----	-----	3,452,557.65	-----	1,081,844.64
	2018-2022				2,167,932.87	-----	-----	233,863.81	-----	1,934,069.06
	2017-2021				36,858.51	-----	-----	-----	-----	36,858.51
	2018-2020				121,468.06	-----	-----	-----	-----	121,468.06
	2016-2020				562,409.78	-----	-----	94,768.84	-----	467,640.94
	2015-2019				47,597.60	-----	-47,025.00	-----	572.60	-----
	No Year				338,319,431.05	40,000,000.00	-----	1,124,237.60	-----	377,195,193.45
	Subtotal		075	0960	428,886,756.48	40,000,000.00	-47,025.00	18,010,782.63	572.60	450,828,376.25
World Trade Center Health Program Supplemental Fund, Centers for Disease Control and Prevention, Health and Human Resources Fund Resources:										
Undisbursed Funds	2024-2033		075	0961	-----	444,000,000.00	-----	-----	-----	444,000,000.00
	2023-2032				1,000,000,000.00	-----	-----	1,771,205.08	-----	998,228,794.92
	Subtotal		075	0961	1,000,000,000.00	444,000,000.00	-----	1,771,205.08	-----	1,442,228,794.92
World Trade Center Health Program Fund for Certain WTC Responders at the Pentagon and Shanksville, Pennsylvania, Centers for Disease Control and Prevention, Health and Human Services Fund Resources:										
Undisbursed Funds	2024-2033		075	0966	-----	232,000,000.00	-----	1,500,000.00	-----	230,500,000.00
<b>Special Fund Accounts</b>										
Cooperative Research and Development Agreements, Centers for Disease Control, Health and Human Services Fund Resources:										
Undisbursed Funds	No Year		075	5146	8,267,001.98	3,004,714.64	-----	2,100,357.61	-----	9,171,359.01
<b>Intragovernmental Funds</b>										
CDC Working Capital Fund, Centers for Disease Control and Prevention, Health and Human Services Fund Resources:										
Undisbursed Funds	No Year		075	4553	551,037,578.70	-----	-----	-12,979,643.87	-----	564,017,222.57
<b>Total, Centers for Disease Control and Prevention</b>					<b>22,381,659,148.13</b>	<b>9,973,669,557.89</b>	<b>-168,343,857.00</b>	<b>12,168,373,990.18</b>	<b>2,456,743.21</b>	<b>20,016,154,115.63</b>

Footnotes at End of Chapter

Appropriations, Outlays, and Balances - Continued

Appropriation or Fund Account  Title	Account Symbol				Balances, Beginning of Fiscal Year	Appropriations and Other Obligational Authority <sup>1</sup>	Transfers Borrowings and Investment (Net) <sup>2</sup>	Outlays (Net)	Balances Withdrawn and Other Transactions <sup>3</sup>	Balances, End of Fiscal Year	
	Period of Availability	ATA	AID	MAIN							SUB
<b>National Institutes of Health</b>											
<b>General Fund Accounts</b>											
Payment to the NIH Innovation Account, CURES Act, National Institutes of Health, Health and Human Services											
Fund Resources:											
Undisbursed Funds	2024		075	0147	000	-----	407,000,000.00	-----	407,000,000.00	-----	
National Library of Medicine, National Institutes of Health, Health and Human Services											
Fund Resources:											
Undisbursed Funds	2024-2025		075	0807	000	-----	4,000,000.00	-----	-----	4,000,000.00	
	2024					-----	491,314,000.00	-----	236,943,615.54	254,370,384.46	
	2023-2024					4,022,185.38	-----	-----	882,400.75	3,139,784.63	
	2020-2024					917,373.44	-----	-----	815,456.40	101,917.04	
	2023					251,469,200.78	-----	-----	195,717,173.92	55,752,026.86	
	2022-2023					2,999,999.99	-----	-----	2,530,001.34	469,998.65	
	2022					53,624,029.94	-----	-----	40,233,698.87	13,390,331.07	
	2021-2022					896,074.76	-----	-----	896,074.76	-----	
	2021					10,595,613.43	-----	-----	4,723,447.20	5,872,166.23	
	2020-2021					664,985.63	-----	-----	664,985.63	-----	
	2020					9,315,057.96	-----	-----	-149,171.08	9,464,229.04	
	2019					4,200,860.61	-----	-3,966,000.00	109,355.61	125,505.00	
	2018-2019					28,785.38	-----	-----	-----	28,785.38	
	No Year					0.06	-----	-----	-----	0.06	
	Subtotal		075	0807	000	338,734,167.36	495,314,000.00	-3,966,000.00	483,367,038.94	154,290.38	346,560,838.04
John E. Fogarty International Center, National Institutes of Health, Health and Human Services											
Fund Resources:											
Undisbursed Funds	2024		075	0819	000	-----	95,130,000.00	-----	14,086,317.65	81,043,682.35	
	2023					78,606,375.24	-----	-----	48,545,710.92	30,060,664.32	
	2022					28,293,543.76	-----	-----	23,425,359.65	4,868,184.11	
	2021					7,283,870.47	-----	-----	4,623,790.89	2,660,079.58	
	2020					1,939,679.88	-----	-----	413,508.49	1,526,171.39	
	2019					1,370,049.08	-----	-1,023,000.00	60,293.46	286,755.62	
	Subtotal		075	0819	000	117,493,518.43	95,130,000.00	-1,023,000.00	91,154,981.06	286,755.62	120,158,781.75
Advanced Research Projects Agency for Health-NIH, National Institutes of Health, Department of Health and Human Services											
Fund Resources:											
Undisbursed Funds	2024-2026		075	0837	000	-----	1,500,000,000.00	-----	252,554,899.01	1,247,445,100.99	
	2023-2025					1,460,386,368.70	-----	-----	639,821,294.09	820,565,074.61	
	2022-2024					598,902,829.58	-----	-----	217,657,248.05	381,245,581.53	

Footnotes at End of Chapter

## Appropriations, Outlays, and Balances - Continued

Appropriation or Fund Account	Account Symbol				Balances, Beginning of Fiscal Year	Appropriations and Other Obligational Authority <sup>1</sup>	Transfers Borrowings and Investment (Net) <sup>2</sup>	Outlays (Net)	Balances Withdrawn and Other Transactions <sup>3</sup>	Balances, End of Fiscal Year	
Title	Period of Availability	ATA	AID	MAIN							SUB
	Subtotal		075	0837	000	2,059,289,198.28	1,500,000,000.00	-----	1,110,033,441.15	-----	2,449,255,757.13
Buildings and Facilities, National Institutes of Health, Health and Human Services Fund Resources:											
Undisbursed Funds	2023-2027		075	0838	000	286,465,923.52	-----	-----	120,069,530.85	-----	166,396,392.67
	2022-2026					193,020,831.07	-----	-----	48,902,728.00	-----	144,118,103.07
	2021-2025					75,567,747.59	-----	-----	18,585,487.63	-----	56,982,259.96
	2020-2024					74,984,532.48	-----	-----	6,094,234.44	-----	68,890,298.04
	2019-2023					9,761,709.90	-----	-----	4,581,830.63	-----	5,179,879.27
	2018-2022					3,643,864.85	-----	-----	444,371.47	-----	3,199,493.38
	2017-2021					2,944,401.71	-----	-----	61,033.30	-----	2,883,368.41
	2016-2020					1,094,117.68	-----	-----	713,552.66	-----	380,565.02
	2015-2019					162,727.65	-----	-112,000.00	-----	50,727.65	-----
	No Year					1,038,456.06	350,000,000.00	-----	28,044,842.67	-----	322,993,613.39
Funds Held Outside the Treasury						100,300.00	-----	-----	-----	-----	100,300.00
	Subtotal		075	0838	000	648,784,612.51	350,000,000.00	-112,000.00	227,497,611.65	50,727.65	771,124,273.21
National Institute on Aging, National Institutes of Health, Health and Human Services Fund Resources:											
Undisbursed Funds	2024		075	0843	000	-----	4,512,090,000.00	-----	773,833,983.14	-----	3,738,256,016.86
	2023					3,713,767,784.46	-----	-----	2,034,123,039.36	-----	1,679,644,745.10
	2022					1,712,114,881.12	-----	-----	1,191,248,653.46	-----	520,866,227.66
	2021					576,595,564.19	-----	-----	354,618,063.68	-----	221,977,500.51
	2020					224,491,212.07	-----	-----	132,307,901.73	-----	92,183,310.34
	2019					116,541,376.30	-----	-38,409,000.00	77,747,301.51	385,074.79	-----
	No Year					3,069,033.32	-----	-----	-4,988,881.08	-----	8,057,914.40
	Subtotal		075	0843	000	6,346,579,851.46	4,512,090,000.00	-38,409,000.00	4,558,890,061.80	385,074.79	6,260,985,714.87
National Institute of Child Health and Human Development, National Institutes of Health, Health and Human Services Fund Resources:											
Undisbursed Funds	2024		075	0844	000	-----	1,757,784,000.00	-----	426,331,078.46	-----	1,331,452,921.54
	2023					1,336,577,981.32	-----	-----	852,566,445.79	-----	484,011,535.53
	2022					512,393,644.14	-----	-----	390,696,525.47	-----	121,697,118.67
	2021					110,597,204.08	-----	-----	68,035,198.94	-----	42,562,005.14
	2020					39,442,561.60	-----	-----	11,697,820.28	-----	27,744,741.32
	2019					31,848,990.69	-----	-24,505,000.00	6,503,354.82	840,635.87	-----
	No Year					283,937.58	-----	-----	230,191.34	-----	53,746.24
	Subtotal		075	0844	000	2,031,144,319.41	1,757,784,000.00	-24,505,000.00	1,756,060,615.10	840,635.87	2,007,522,068.44
Office of the Director, National Institutes of Health, Health and											

Footnotes at End of Chapter

Appropriations, Outlays, and Balances - Continued

Appropriation or Fund Account  Title	Account Symbol				Balances, Beginning of Fiscal Year	Appropriations and Other Obligational Authority <sup>1</sup>	Transfers Borrowings and Investment (Net) <sup>2</sup>	Outlays (Net)	Balances Withdrawn and Other Transactions <sup>3</sup>	Balances, End of Fiscal Year	
	Period of Availability	ATA	AID	MAIN							SUB
Human Services Fund Resources: Undisbursed Funds	2024		075	0846	000	-----	2,597,425,000.00	-----	567,372,115.13	-----	2,030,052,884.87
	2023-2024					25,000,000.00	-----	-----	-----	-----	25,000,000.00
	2021-2024					67,647,513.27	-----	-----	22,733,831.86	-----	44,913,681.41
	2020-2024					16,294,883.93	-----	-----	6,111,611.28	-----	10,183,272.65
	2023					2,083,253,367.91	-----	-----	1,249,504,356.24	-----	833,749,011.67
	2022					866,447,809.83	-----	-----	557,505,064.22	-----	308,942,745.61
	2021					251,356,923.53	-----	-----	154,921,426.66	-----	96,435,496.87
	2020					99,115,991.33	-----	-----	46,708,981.61	-----	52,407,009.72
	2018-2020					9,614,807.49	-----	-----	3,719,863.14	-----	5,894,944.35
	2019					63,157,119.08	-----	-19,803,000.00	41,647,528.58	1,706,590.50	-----
	No Year					4,278,165.09	-----	-----	3,484,256.66	-----	793,908.43
	Subtotal		075	0846	000	3,486,166,581.46	2,597,425,000.00	-19,803,000.00	2,653,709,035.38	1,706,590.50	3,408,372,955.58
National Cancer Institute, National Institutes of Health, Health and Human Services Fund Resources: Undisbursed Funds	2024		075	0849	000	-----	7,221,241,000.00	-----	2,499,825,191.89	-----	4,721,415,808.11
	2023					4,666,552,351.29	-----	-----	3,603,864,868.02	-----	1,062,687,483.27
	2022					1,072,948,560.06	-----	-----	834,219,508.69	-----	238,729,051.37
	2021					216,022,739.04	-----	-----	94,973,585.24	-----	121,049,153.80
	2020					137,912,230.39	-----	-----	48,279,838.01	-----	89,632,392.38
	2019					88,520,191.64	-----	-53,140,000.00	34,348,523.50	1,031,668.14	-----
	No Year					646,770,765.50	-----	-----	213,617,976.30	-----	433,152,789.20
	Subtotal		075	0849	000	6,828,726,837.92	7,221,241,000.00	-53,140,000.00	7,329,129,491.65	1,031,668.14	6,666,666,678.13
National Institute of General Medical Sciences, National Institutes of Health, Health and Human Services Fund Resources: Undisbursed Funds	2024		075	0851	000	-----	1,832,197,000.00	-----	-443,668,553.23	-----	2,275,865,553.23
	2023					2,326,863,973.89	-----	-----	1,795,992,292.09	-----	530,871,681.80
	2022					571,128,121.91	-----	-----	444,514,419.08	-----	126,613,702.83
	2021					146,725,507.79	-----	-----	65,647,520.68	-----	81,077,987.11
	2020					42,678,183.12	-----	-----	17,434,682.83	-----	25,243,500.29
	2019					25,754,752.54	-----	-16,263,000.00	3,211,764.30	6,279,988.24	-----
	Subtotal		075	0851	000	3,113,150,539.25	1,832,197,000.00	-16,263,000.00	1,883,132,125.75	6,279,988.24	3,039,672,425.26
National Institute of Environmental Health Science, National Institutes of Health, Health and Human Services Fund Resources: Undisbursed Funds	2024		075	0862	000	-----	993,521,000.00	-----	383,533,571.05	-----	609,987,428.95
	2020-2024					752,751.79	-----	-----	523,362.52	-----	229,389.27
	2023					623,343,775.33	-----	-----	449,455,445.88	-----	173,888,329.45
	2022					154,512,921.73	-----	-----	116,211,347.57	-----	38,301,574.16

Footnotes at End of Chapter

## Appropriations, Outlays, and Balances - Continued

Appropriation or Fund Account  Title	Account Symbol				Balances, Beginning of Fiscal Year	Appropriations and Other Obligational Authority <sup>1</sup>	Transfers Borrowings and Investment (Net) <sup>2</sup>	Outlays (Net)	Balances Withdrawn and Other Transactions <sup>3</sup>	Balances, End of Fiscal Year	
	Period of Availability	ATA	AID	MAIN							SUB
	2021				44,150,806.87	-----	-----	18,008,458.15	-----	26,142,348.72	
	2020				17,480,128.80	-----	-----	1,998,360.60	-----	15,481,768.20	
	2019				13,885,844.63	-----	-13,818,000.00	-157,525.53	225,370.16	-----	
	No Year				13,716,737.16	-----	-----	2,208,988.07	-----	11,507,749.09	
	Subtotal		075	0862	000	867,842,966.31	993,521,000.00	-13,818,000.00	971,782,008.31	225,370.16	875,538,587.84
National Heart, Lung, and Blood Institute, National Institutes of Health, Health and Human Services Fund Resources:											
Undisbursed Funds	2024		075	0872	000	-----	3,985,158,000.00	-----	1,015,515,191.60	-----	2,969,642,808.40
	2020-2024					42,593,067.85	-----	-----	5,456,068.51	-----	37,136,999.34
	2023					3,025,745,656.95	-----	-----	1,950,193,389.20	-----	1,075,552,267.75
	2022					1,053,571,681.54	-----	-----	777,097,206.78	-----	276,474,474.76
	2021					287,295,834.08	-----	-----	182,746,393.03	-----	104,549,441.05
	2020					107,967,557.04	-----	-----	28,698,181.49	-----	79,269,375.55
	2019					61,643,649.31	-----	-47,906,000.00	12,804,428.99	933,220.32	-----
	Subtotal		075	0872	000	4,578,817,446.77	3,985,158,000.00	-47,906,000.00	3,972,510,859.60	933,220.32	4,542,625,366.85
National Institute of Dental and Craniofacial Research, National Institutes of Health, Health and Human Services Fund Resources:											
Undisbursed Funds	2024		075	0873	000	-----	520,138,000.00	-----	162,065,985.59	-----	358,072,014.41
	2023					368,151,019.20	-----	-----	244,985,185.62	-----	123,165,833.58
	2022					127,354,156.94	-----	-----	97,159,802.66	-----	30,194,354.28
	2021					26,872,440.70	-----	-----	16,914,713.29	-----	9,957,727.41
	2020					11,934,760.57	-----	-----	4,928,076.93	-----	7,006,683.64
	2019					7,304,190.93	-----	-6,511,000.00	692,319.43	100,871.50	-----
	Subtotal		075	0873	000	541,616,568.34	520,138,000.00	-6,511,000.00	526,746,083.52	100,871.50	528,396,613.32
National Center for Advancing Translational Sciences, National Institutes of Health, Health and Human Services Fund Resources:											
Undisbursed Funds	2024		075	0875	000	-----	928,323,000.00	-----	289,730,274.38	-----	638,592,725.62
	2020-2024					2,138,171.82	-----	-----	1,490,767.29	-----	647,404.53
	2023					681,589,875.55	-----	-----	540,700,978.41	-----	140,888,897.14
	2022					151,533,384.69	-----	-----	103,295,940.78	-----	48,237,443.91
	2021					40,516,478.78	-----	-----	18,786,921.99	-----	21,729,556.79
	2020					17,536,325.32	-----	-----	3,107,093.00	-----	14,429,232.32
	2019					15,576,070.37	-----	-10,676,000.00	3,056,819.09	1,843,251.28	-----
	2018-2019					2,501,046.84	-----	-703,000.00	1,400,013.01	398,033.83	-----
	Subtotal		075	0875	000	911,391,353.37	928,323,000.00	-11,379,000.00	961,568,807.95	2,241,285.11	864,525,260.31
National Institute of Diabetes and Digestive and Kidney Diseases,											

Footnotes at End of Chapter

Appropriations, Outlays, and Balances - Continued

Appropriation or Fund Account  Title	Account Symbol				Balances, Beginning of Fiscal Year	Appropriations and Other Obligational Authority <sup>1</sup>	Transfers Borrowings and Investment (Net) <sup>2</sup>	Outlays (Net)	Balances Withdrawn and Other Transactions <sup>3</sup>	Balances, End of Fiscal Year	
	Period of Availability	ATA	AID	MAIN							SUB
National Institutes of Health, Health and Human Services Fund Resources:											
Undisbursed Funds	2024		075	0884	000	-----	2,313,098,000.00	-----	660,303,505.02	-----	1,652,794,494.98
	2023					1,678,039,779.98	-----	-----	1,218,664,818.92	-----	459,374,961.06
	2022					473,281,689.39	-----	-----	388,857,624.89	-----	84,424,064.50
	2021					90,322,491.48	-----	-----	58,123,631.82	-----	32,198,859.66
	2020					43,262,057.61	-----	-----	15,899,639.54	-----	27,362,418.07
	2019					22,701,545.17	-----	-20,131,000.00	2,224,207.79	346,337.38	-----
	No Year					497,539,549.89	195,753,424.00	-----	127,078,460.22	-----	566,214,513.67
	Subtotal		075	0884	000	2,805,147,113.52	2,508,851,424.00	-20,131,000.00	2,471,151,888.20	346,337.38	2,822,369,311.94
National Institute of Allergy and Infectious Diseases, National Institutes of Health, Health and Human Services Fund Resources:											
Undisbursed Funds	2024		075	0885	000	-----	6,561,652,000.00	-----	2,181,163,575.68	-----	4,380,488,424.32
	2020-2024					424,368,461.22	-----	-----	161,631,838.88	-----	262,736,622.34
	2023					4,464,474,799.90	-----	-----	3,188,169,507.62	-----	1,276,305,292.28
	2022					1,341,279,504.19	-----	-----	1,001,105,191.64	-----	340,174,312.55
	2021					305,476,742.13	-----	-----	155,817,678.56	-----	149,659,063.57
	2020					162,393,097.46	-----	-----	43,015,409.04	-----	119,377,688.42
	2019					107,679,691.05	-----	-78,885,000.00	28,037,096.37	757,594.68	-----
	2018-2019					177,362.03	-----	-----	126,577.40	50,784.63	-----
	No Year					1,459,940.91	-----	-468,772.88	446,223.48	-----	544,944.55
	Subtotal		075	0885	000	6,807,309,598.89	6,561,652,000.00	-79,353,772.88	6,759,513,098.67	808,379.31	6,529,286,348.03
National Institute of Neurological Disorders and Stroke, National Institutes of Health, Health and Human Services Fund Resources:											
Undisbursed Funds	2024		075	0886	000	-----	2,599,418,000.00	-----	778,149,026.87	-----	1,821,268,973.13
	2023					1,852,741,580.20	-----	-----	1,255,590,919.82	-----	597,150,660.38
	2022					658,740,605.51	-----	-----	447,015,753.38	-----	211,724,852.13
	2021					215,014,584.99	-----	-----	136,118,849.18	-----	78,895,735.81
	2020					92,867,077.98	-----	-----	44,770,267.35	-----	48,096,810.63
	2019					64,487,948.92	-----	-27,214,000.00	37,143,568.29	130,380.63	-----
	2018-2019					44,008,762.30	-----	-8,694,000.00	35,216,694.93	98,067.37	-----
	No Year					284,955,112.85	86,000,000.00	-----	125,136,732.10	-----	245,818,380.75
	Subtotal		075	0886	000	3,212,815,672.75	2,685,418,000.00	-35,908,000.00	2,859,141,811.92	228,448.00	3,002,955,412.83
National Eye Institute, National Institutes of Health Fund Resources:											
Undisbursed Funds	2024		075	0887	000	-----	896,136,000.00	-----	267,251,403.09	-----	628,884,596.91
	2023					646,204,414.53	-----	-----	470,889,494.21	-----	175,314,920.32
	2022					175,126,361.55	-----	-----	137,637,401.12	-----	37,488,960.43
	2021					39,069,298.25	-----	-----	27,118,662.27	-----	11,950,635.98

Footnotes at End of Chapter

## Appropriations, Outlays, and Balances - Continued

Appropriation or Fund Account  Title	Account Symbol				Balances, Beginning of Fiscal Year	Appropriations and Other Obligational Authority <sup>1</sup>	Transfers Borrowings and Investment (Net) <sup>2</sup>	Outlays (Net)	Balances Withdrawn and Other Transactions <sup>3</sup>	Balances, End of Fiscal Year
	Period of Availability	ATA	AID	MAIN						
	2020				9,514,378.83	-----	-----	2,900,176.91	-----	6,614,201.92
	2019				6,102,679.82	-----	-5,286,000.00	529,418.51	287,261.31	-----
	Subtotal		075	0887	876,017,132.98	896,136,000.00	-5,286,000.00	906,326,556.11	287,261.31	860,253,315.56
National Institute of Arthritis and Musculoskeletal and Skin Diseases, National Institutes of Health, Health and Human Services Fund Resources:										
Undisbursed Funds	2024		075	0888	-----	687,639,000.00	-----	211,677,026.91	-----	475,961,973.09
	2023				492,006,710.21	-----	-----	365,581,249.43	-----	126,425,460.78
	2022				128,073,772.10	-----	-----	106,375,165.03	-----	21,698,607.07
	2021				23,892,551.70	-----	-----	16,826,729.03	-----	7,065,822.67
	2020				7,767,536.05	-----	-----	1,822,744.30	-----	5,944,791.75
	2019				3,395,022.95	-----	-2,889,000.00	300,058.58	205,964.37	-----
	Subtotal		075	0888	655,135,593.01	687,639,000.00	-2,889,000.00	702,582,973.28	205,964.37	637,096,655.36
National Institute of Nursing Research, National Institutes of Health, Health and Human Services Fund Resources:										
Undisbursed Funds	2024		075	0889	-----	197,671,000.00	-----	46,180,543.55	-----	151,490,456.45
	2023				154,735,302.63	-----	-----	95,674,755.44	-----	59,060,547.19
	2022				51,220,980.05	-----	-----	44,349,162.80	-----	6,871,817.25
	2021				6,558,544.96	-----	-----	4,427,431.35	-----	2,131,113.61
	2020				3,597,561.66	-----	-----	186,258.11	-----	3,411,303.55
	2019				1,867,367.30	-----	-1,727,000.00	10,607.68	129,759.62	-----
	Subtotal		075	0889	217,979,756.60	197,671,000.00	-1,727,000.00	190,828,758.93	129,759.62	222,965,238.05
National Institute on Deafness and Other Communication Disorders, National Institutes of Health, Health and Human Services Fund Resources:										
Undisbursed Funds	2024		075	0890	-----	534,330,000.00	-----	155,840,661.94	-----	378,489,338.06
	2023				389,363,931.17	-----	-----	255,273,346.58	-----	134,090,584.59
	2022				141,208,324.97	-----	-----	107,589,024.97	-----	33,619,300.00
	2021				34,864,670.85	-----	-----	24,301,001.74	-----	10,563,669.11
	2020				10,974,059.07	-----	-----	2,883,052.71	-----	8,091,006.36
	2019				5,119,551.77	-----	-4,218,000.00	801,542.49	100,009.28	-----
	Subtotal		075	0890	581,530,537.83	534,330,000.00	-4,218,000.00	546,688,630.43	100,009.28	564,853,898.12
National Human Genome Research Institute, National Institutes of Health, Health and Human Services Fund Resources:										
Undisbursed Funds	2024		075	0891	-----	659,686,000.00	-----	209,121,047.10	-----	450,564,952.90
	2023				459,421,081.16	-----	-----	340,772,918.26	-----	118,648,162.90
	2022				131,319,123.80	-----	-----	113,672,550.30	-----	17,646,573.50
	2021				21,162,227.78	-----	-----	10,369,739.07	-----	10,792,488.71
	2020				7,242,807.99	-----	-----	1,463,904.92	-----	5,778,903.07
	2019				4,453,633.36	-----	-3,845,000.00	125,801.90	482,831.46	-----

Footnotes at End of Chapter

Appropriations, Outlays, and Balances - Continued

Appropriation or Fund Account  Title	Account Symbol				Balances, Beginning of Fiscal Year	Appropriations and Other Obligational Authority <sup>1</sup>	Transfers Borrowings and Investment (Net) <sup>2</sup>	Outlays (Net)	Balances Withdrawn and Other Transactions <sup>3</sup>	Balances, End of Fiscal Year	
	Period of Availability	ATA	AID	MAIN							SUB
	Subtotal		075	0891	000	623,598,874.09	659,686,000.00	-3,845,000.00	675,525,961.55	482,831.46	603,431,081.08
National Institute of Mental Health, National Institutes of Health, Health and Human Services Fund Resources:											
Undisbursed Funds	2024		075	0892	000	-----	2,191,653,000.00	-----	581,145,162.89	-----	1,610,507,837.11
	2023					1,567,861,417.35	-----	-----	1,026,419,675.99	-----	541,441,741.36
	2022					637,234,567.48	-----	-----	491,324,671.45	-----	145,909,896.03
	2021					150,960,160.05	-----	-----	95,003,936.76	-----	55,956,223.29
	2020					42,743,266.93	-----	-----	16,532,501.65	-----	26,210,765.28
	2019					23,249,793.74	-----	-17,002,000.00	5,943,401.07	304,392.67	-----
	No Year					294,798,246.66	86,000,000.00	-----	96,221,238.67	-----	284,577,007.99
	Subtotal		075	0892	000	2,716,847,452.21	2,277,653,000.00	-17,002,000.00	2,312,590,588.48	304,392.67	2,664,603,471.06
National Institute on Drug Abuse, National Institutes of Health, Health and Human Services Fund Resources:											
Undisbursed Funds	2024		075	0893	000	-----	1,663,365,000.00	-----	350,490,979.50	-----	1,312,874,020.50
	2023					1,335,716,953.47	-----	-----	739,577,563.61	-----	596,139,389.86
	2022					643,072,543.39	-----	-----	439,007,597.88	-----	204,064,945.51
	2021					183,439,650.15	-----	-----	133,949,318.94	-----	49,490,331.21
	2020					48,439,626.21	-----	-----	24,160,139.96	-----	24,279,486.25
	2019					31,134,206.76	-----	-14,827,000.00	15,252,630.07	1,054,576.69	-----
	2018-2019					9,791,762.84	-----	-370,000.00	8,770,955.93	650,806.91	-----
	No Year					50,528,376.99	-----	-----	467,917.64	-----	50,060,459.35
	Subtotal		075	0893	000	2,302,123,119.81	1,663,365,000.00	-15,197,000.00	1,711,677,103.53	1,705,383.60	2,236,908,632.68
National Institute on Alcohol Abuse and Alcoholism, National Institutes of Health, Health and Human Services Fund Resources:											
Undisbursed Funds	2024		075	0894	000	-----	597,116,000.00	-----	159,062,708.84	-----	438,053,291.16
	2023					446,257,779.12	-----	-----	276,792,713.69	-----	169,465,065.43
	2022					172,885,630.31	-----	-----	133,279,942.29	-----	39,605,688.02
	2021					35,580,695.97	-----	-----	18,075,860.94	-----	17,504,835.03
	2020					13,331,127.77	-----	-----	3,436,382.26	-----	9,894,745.51
	2019					6,675,190.05	-----	-5,854,000.00	648,004.39	173,185.66	-----
	Subtotal		075	0894	000	674,730,423.22	597,116,000.00	-5,854,000.00	591,295,612.41	173,185.66	674,523,625.15
National Center for Complementary and Integrative Health, National Institute of Health, Health and Human Services Fund Resources:											
Undisbursed Funds	2024		075	0896	000	-----	170,384,000.00	-----	50,461,624.63	-----	119,922,375.37
	2023					126,296,603.24	-----	-----	77,241,691.58	-----	49,054,911.66
	2022					48,041,557.52	-----	-----	39,457,333.76	-----	8,584,223.76
	2021					8,191,784.21	-----	-----	5,988,178.55	-----	2,203,605.66
	2020					2,541,031.94	-----	-----	368,453.91	-----	2,172,578.03

Footnotes at End of Chapter



## Appropriations, Outlays, and Balances - Continued

Appropriation or Fund Account  Title	Account Symbol				Balances, Beginning of Fiscal Year	Appropriations and Other Obligational Authority <sup>1</sup>	Transfers Borrowings and Investment (Net) <sup>2</sup>	Outlays (Net)	Balances Withdrawn and Other Transactions <sup>3</sup>	Balances, End of Fiscal Year
	Period of Availability	ATA	AID	MAIN						
	2019				2,245,609.13	-----	-1,597,000.00	115,449.77	533,159.36	-----
	Subtotal		075	0896	187,316,586.04	170,384,000.00	-1,597,000.00	173,632,732.20	533,159.36	181,937,694.48
National Institute on Minority Health and Health Disparities, National Institutes of Health, Health and Human Services Fund Resources:										
Undisbursed Funds	2024		075	0897	-----	535,138,000.00	-----	86,212,248.37	-----	448,925,751.63
	2023				452,809,351.60	-----	-----	214,305,474.91	-----	238,503,876.69
	2022				213,794,513.47	-----	-----	177,096,694.57	-----	36,697,818.90
	2021				33,539,446.74	-----	-----	25,842,967.70	-----	7,696,479.04
	2020				10,542,523.53	-----	-----	5,494,913.70	-----	5,047,609.83
	2019				2,239,761.44	-----	-2,345,000.00	-135,743.21	30,504.65	-----
	Subtotal		075	0897	712,925,596.78	535,138,000.00	-2,345,000.00	508,816,556.04	30,504.65	736,871,536.09
National Institute of Biomedical Imaging and Bioengineering, National Institutes of Health, Health and Human Services Fund Resources:										
Undisbursed Funds	2024		075	0898	-----	440,625,000.00	-----	103,744,573.24	-----	336,880,426.76
	2020-2024				18,792,784.80	-----	-----	13,326,886.80	-----	5,465,898.00
	2023				345,064,444.05	-----	-----	238,603,502.78	-----	106,460,941.27
	2022				101,926,727.39	-----	-----	82,605,630.29	-----	19,321,097.10
	2021				33,127,593.03	-----	-----	19,962,686.23	-----	13,164,906.80
	2020				11,215,063.24	-----	-----	5,462,061.47	-----	5,753,001.77
	2019				4,345,555.79	-----	-3,070,000.00	1,177,580.12	97,975.67	-----
	No Year				13,299,784.36	-----	-----	6,655,861.02	-----	6,643,923.34
	Subtotal		075	0898	527,771,952.66	440,625,000.00	-3,070,000.00	471,538,781.95	97,975.67	493,690,195.04
<b>Special Fund Accounts</b>										
Cooperative Research and Development Agreements, National Institutes of Health, Health and Human Services Fund Resources:										
Undisbursed Funds	No Year		075	5145	178,206,359.84	49,035,500.62	-----	57,606,924.02	-----	169,634,936.44
NIH Innovation, CURES Act, National Institutes of Health, Health and Human Services Fund Resources:										
Undisbursed Funds	No Year		075	5628	475,342,162.85	235,000,000.00	-----	437,797,760.11	-----	272,544,402.74
<b>Management Funds</b>										
Management Fund, National Institutes of Health, Health and Human Services Fund Resources:										
Undisbursed Funds	2024-2026		075	3966	-----	-----	-----	-138,287,872.01	-----	138,287,872.01
	2024-2025				-----	-----	-----	-230,908,969.42	-----	230,908,969.42
	2023-2025				295,614,693.92	-----	-----	32,313,452.06	-----	263,301,241.86
	2023-2024				221,828,441.54	-----	-----	192,358,842.44	-----	29,469,599.10
	2022-2024				354,936,435.00	-----	-----	61,673,324.13	-----	293,263,110.87

Footnotes at End of Chapter

Appropriations, Outlays, and Balances - Continued

Appropriation or Fund Account  Title	Account Symbol				Balances, Beginning of Fiscal Year	Appropriations and Other Obligational Authority <sup>1</sup>	Transfers Borrowings and Investment (Net) <sup>2</sup>	Outlays (Net)	Balances Withdrawn and Other Transactions <sup>3</sup>	Balances, End of Fiscal Year
	Period of Availability	ATA	AID	MAIN						
	2022-2023				19,768,297.80	-----	-----	9,463,559.89	-----	10,304,737.91
	2021-2023				61,982,175.22	-----	-----	33,572,355.91	-----	28,409,819.31
	2021-2022				13,387,557.89	-----	-----	384,617.18	-----	13,002,940.71
	2020-2022				8,157,291.64	-----	-----	1,620,179.95	-----	6,537,111.69
	2020-2021				10,648,497.86	-----	-----	675,751.03	-----	9,972,746.83
	2019-2021				8,525,451.96	-----	-----	2,871,269.48	-----	5,654,182.48
	2019-2020				9,734,965.64	-----	-----	2,763,674.75	-----	6,971,290.89
	2018-2020				8,447,972.19	-----	-----	4,390,446.16	-----	4,057,526.03
	2018-2019				10,316,409.22	-----	-----	10,316,409.22	-----	-----
	2017-2019				27,204,026.14	-----	-----	21,828,829.72	5,375,196.42	-----
	No Year				840,603.06	-----	-----	-----	-----	840,603.06
	Subtotal		075	3966	000	-----	-----	5,035,870.49	5,375,196.42	1,040,981,752.17
<b>Intragovernmental Funds</b>										
Service and Supply Fund, National Institutes of Health, Health and Human Services										
Fund Resources:										
Undisbursed Funds										
	No Year		075	4554	000	-----	-----	-104,212,771.86	-----	1,986,657,828.61
Total, National Institutes of Health										
					58,358,373,769.78	47,895,020,924.62	-435,257,772.88	48,210,120,998.32	25,045,267.04	57,582,970,656.16
<b>Substance Abuse and Mental Health Services Administration</b>										
<b>General Fund Accounts</b>										
Health Surveillance and Program Support, Substance Abuse and Mental Health Services Administration, Health and Human Services										
Fund Resources:										
Undisbursed Funds										
	2024		075	1362	000	-----	372,745,000.00	-----	89,351,666.22	283,393,333.78
	2023-2024				22,000,000.00	-----	-----	4,271,854.03	-----	17,728,145.97
	2023				367,926,955.88	-----	-----	185,397,444.47	-----	182,529,511.41
	2022-2023				252,400,646.52	-----	-----	140,475,614.98	-----	111,925,031.54
	2022				70,635,142.28	-----	-----	58,016,482.11	-----	12,618,660.17
	2021				1,307,681,168.40	-----	-----	836,476,207.05	-----	471,204,961.35
	2020-2021				48,376,078.09	-----	-----	-157,313.45	-----	48,533,391.54
	2020				-1,887,952.83	-----	-----	253,888.73	-----	<sup>4</sup> -2,141,841.56
	2019-2020				18,227,200.73	-----	-----	-----	-----	18,227,200.73
	2018-2020				8,715,359.16	-----	-----	-----	-----	8,715,359.16
	2019				3,318,443.52	-----	-3,245,901.29	72,542.23	-----	-----
	No Year				57,445,077.02	-----	-----	10,989,966.50	-----	46,455,110.52
	Subtotal		075	1362	000	2,154,838,118.77	372,745,000.00	-3,245,901.29	1,325,148,352.87	1,199,188,864.61
Mental Health, Substance Abuse and Mental Health Services										

Footnotes at End of Chapter

## Appropriations, Outlays, and Balances - Continued

Appropriation or Fund Account  Title	Account Symbol				Balances, Beginning of Fiscal Year	Appropriations and Other Obligational Authority <sup>1</sup>	Transfers Borrowings and Investment (Net) <sup>2</sup>	Outlays (Net)	Balances Withdrawn and Other Transactions <sup>3</sup>	Balances, End of Fiscal Year
	Period of Availability	ATA	AID	MAIN						
Administration, Health and Human Services Fund Resources: Undisbursed Funds	2024-2026		075	1363	000	----- 385,000,000.00	----- -----	3,574,889.99	----- -----	381,425,110.01
	2023-2025					375,953,221.17	----- -----	212,619,047.06	----- -----	163,334,174.11
	2024					----- 2,390,507,000.00	----- -----	346,757,584.76	----- -----	2,043,749,415.24
	2022-2024					129,580,660.91	----- -----	101,385,550.71	----- -----	28,195,110.20
	2023					2,026,833,254.74	----- -----	1,275,052,551.72	----- -----	751,780,703.02
	2021-2023					29,146,047.51	----- -----	3,534,493.59	----- -----	25,611,553.92
	2022					552,237,354.73	----- -----	356,924,556.93	----- -----	195,312,797.80
	2020-2022					6,827,214.74	----- -----	----- -----	----- -----	6,827,214.74
	2021					125,650,892.24	----- -----	37,283,931.39	----- -----	88,366,960.85
	2019-2021					10,902,325.56	----- -----	874,363.61	----- -----	10,027,961.95
	2020					83,376,862.07	----- -----	6,598,705.88	----- -----	76,778,156.19
	2018-2020					1,689,738.73	----- -----	----- -----	----- -----	1,689,738.73
	2019					65,367,782.11	----- -----	-63,262,213.76	90,025.26	-----
	No Year					1,515,677,364.85	12,000,000.00	482,431,000.64	-----	1,045,246,364.21
	Subtotal		075	1363	000	4,923,242,719.36	2,787,507,000.00	-63,262,213.76	2,829,052,219.37	90,025.26
Substance Abuse Treatment, Substance Abuse and Mental Health Administration, Health and Human Services Fund Resources: Undisbursed Funds	2024		075	1364	000	----- 4,078,098,000.00	----- -----	557,547,667.28	----- -----	3,520,550,332.72
	2023					3,555,718,875.48	----- -----	2,383,085,289.68	----- -----	1,172,633,585.80
	2022					1,073,039,177.83	----- -----	984,205,045.10	----- -----	88,834,132.73
	2021					349,617,086.36	----- -----	163,738,345.23	----- -----	185,878,741.13
	2020					104,542,495.46	----- -----	4,536,837.11	----- -----	100,005,658.35
	2019					290,842,622.56	----- -----	-289,874,944.80	967,677.76	-----
	No Year					1,275,604,896.10	----- -----	426,223,349.08	-----	849,381,547.02
	Subtotal		075	1364	000	6,649,365,153.79	4,078,098,000.00	-289,874,944.80	4,520,304,211.24	5,917,283,997.75
Substance Abuse Prevention, Substance Abuse and Mental Health Administration, Health and Human Services Fund Resources: Undisbursed Funds	2024		075	1365	000	----- 236,879,000.00	----- -----	13,205,228.75	----- -----	223,673,771.25
	2023					227,792,901.84	----- -----	124,924,309.69	----- -----	102,868,592.15
	2022					103,909,297.00	----- -----	61,047,311.60	----- -----	42,861,985.40
	2021					29,493,965.47	----- -----	12,183,825.61	----- -----	17,310,139.86
	2020					20,957,978.30	----- -----	1,346,115.66	----- -----	19,611,862.64
	2019					23,140,198.25	----- -----	-19,653,235.18	2,458,485.95	-----
	Subtotal		075	1365	000	405,294,340.86	236,879,000.00	-19,653,235.18	213,735,268.43	2,458,485.95
<b>Total, Substance Abuse and Mental Health Services Administration</b>						<b>14,132,740,332.78</b>	<b>7,475,229,000.00</b>	<b>-376,036,295.03</b>	<b>8,888,240,051.91</b>	<b>2,548,511.21</b>

Footnotes at End of Chapter

Appropriations, Outlays, and Balances - Continued

Appropriation or Fund Account  Title	Account Symbol				Balances, Beginning of Fiscal Year	Appropriations and Other Obligational Authority <sup>1</sup>	Transfers Borrowings and Investment (Net) <sup>2</sup>	Outlays (Net)	Balances Withdrawn and Other Transactions <sup>3</sup>	Balances, End of Fiscal Year	
	Period of Availability	ATA	AID	MAIN							SUB
<b>Agency for Healthcare Research and Quality</b>											
<b>General Fund Accounts</b>											
Healthcare Research and Quality, Agency for Healthcare Research and Quality, Health and Human Services											
Fund Resources:											
Undisbursed Funds	2024		075	1700	000	-----	369,000,000.00	-----	141,672,657.54	-----	227,327,342.46
	2023-2024					-----	-----	-----	260,000.00	-----	<sup>4</sup> -260,000.00
	2023					233,233,615.37	-----	-----	161,848,667.45	-----	71,384,947.92
	2022-2023					-215,100.00	-----	-----	314,900.00	-----	<sup>4</sup> -530,000.00
	2022					65,339,465.88	-----	-----	51,326,725.94	-----	14,012,739.94
	2021					20,382,710.32	-----	-----	7,370,253.05	-----	13,012,457.27
	2020-2021					-289,767.00	-----	-----	405.85	-----	<sup>4</sup> -290,172.85
	2020					10,222,896.66	-----	-----	2,537,274.30	-----	7,685,622.36
	2019					11,263,249.07	-----	-10,644,295.56	513,638.16	105,315.35	-----
	2018-2019					-0.24	-----	-----	-0.24	-----	-----
	No Year					21,676,388.97	-----	-4,000.14	3,262,402.76	-----	18,409,986.07
	Subtotal		075	1700	000	361,613,459.03	369,000,000.00	-10,648,295.70	369,106,924.81	105,315.35	350,752,923.17
Total, Agency for Healthcare Research and Quality						361,613,459.03	369,000,000.00	-10,648,295.70	369,106,924.81	105,315.35	350,752,923.17
<b>Centers for Medicare and Medicaid Services</b>											
<b>General Fund Accounts</b>											
Health Insurance Consumer Information, Office of the Secretary, Health and Human Services											
Fund Resources:											
Transfer To:											
Centers for Medicare and Medicaid Services, Health and Human Services	No Year	075	075	0111	005	1,967,957.21	-----	-----	-----	-----	1,967,957.21
Rate Review Grants, Office of the Secretary, Health and Human Services											
Fund Resources:											
Transfer To:											
Centers for Medicare and Medicaid Services, Health and Human Services	No Year	075	075	0112	005	23,599,517.59	-----	-----	4,291,295.91	-----	19,308,221.68
Pre-Existing Condition Insurance Plan Program, Office of the Secretary, Health and Human Services											
Fund Resources:											
Transfer To:											
Centers for Medicare and Medicaid Services, Health and Human Services	No Year	075	075	0113	005	25,725,549.41	-----	-----	24,930,512.67	-----	795,036.74
Early Retiree Reinsurance Program, Office of the Secretary, Health and											

Footnotes at End of Chapter

## Appropriations, Outlays, and Balances - Continued

Appropriation or Fund Account  Title	Account Symbol					Balances, Beginning of Fiscal Year	Appropriations and Other Obligational Authority <sup>1</sup>	Transfers Borrowings and Investment (Net) <sup>2</sup>	Outlays (Net)	Balances Withdrawn and Other Transactions <sup>3</sup>	Balances, End of Fiscal Year
	Period of Availability	ATA	AID	MAIN	SUB						
Human Services Fund Resources: Transfer To: Centers for Medicare and Medicaid Services, Health and Human Services	No Year	075	075	0114	005	36,569,580.18	-----	-----	7,150,000.00	-----	29,419,580.18
Affordable Insurance Exchange Grants, Centers for Medicare and Medicaid Services, Health and Human Services Fund Resources: Undisbursed Funds	2021-2022		075	0115	000	1,882,611.70	-----	-----	272,344.84	-----	1,610,266.86
Consumer Operated and Oriented Plan Program Account, Centers for Medicare and Medicaid Services, Health and Human Services Fund Resources: Undisbursed Funds	No Year		075	0118	000	521,408.36	763,461.00	-----	763,290.95	-----	521,578.41
Medicare Health Information Technology Incentive Payments - Recovery Act, Centers for Medicare and Medicaid Services, Health and Human Services Fund Resources: Undisbursed Funds	No Year		075	0508	000	10,217,295.14	-----	-----	4,260,136.59	-----	5,957,158.55
Patient Protection and Affordable Care - Program Management, Centers for Medicare and Medicaid, Health and Human Services Fund Resources: Undisbursed Funds	No Year		075	0509	000	86,114,627.99	-222,420.00	-----	12,250,761.29	-----	73,641,446.70
Program Management - Recovery Act, Centers for Medicare and Medicaid Services, Health and Human Services Fund Resources: Undisbursed Funds	No Year		075	0510	000	65,802,741.03	-----	-----	5,637,381.82	-----	60,165,359.21
Program Management, Centers for Medicare and Medicaid Services, Health and Human Services Fund Resources: Undisbursed Funds	2024-2025		075	0511	000	-----	-----	-----	-22,911,569.95	-----	22,911,569.95
	2024					-----	2,829,000.00	-----	-62,174,891.47	-----	65,003,891.47
	2023-2024					10,372,336.39	-----	-----	-16,750,236.92	-----	27,122,573.31
	2023					153,536,047.68	-----	-----	° 9,159,871.31	-----	144,376,176.37
	2022-2023					32,403,544.29	-----	-----	22,083,732.88	-----	10,319,811.41
	2020-2023					39,860,515.06	-----	-----	14,228,994.51	-----	25,631,520.55
	2022					99,317,662.19	-----	-----	30,142,472.86	-----	69,175,189.33
	2021-2022					20,892,654.29	-----	-----	9,319,960.33	-----	11,572,693.96
	2019-2022					5,600,077.58	-----	-----	-428,836.73	-----	6,028,914.31
	2018-2022					1,252,707.87	-----	-----	-----	-----	1,252,707.87
	2017-2022					19,754,010.51	-----	-----	261,763.45	-----	19,492,247.06
	2016-2022					1,415,238.95	-----	-----	-----	-----	1,415,238.95
	2015-2022					29,557.12	-----	-----	-----	-----	29,557.12
	2021					59,133,273.06	-----	-----	-1,250,810.60	-----	60,384,083.66
	2016-2021					34,935,698.58	-----	-----	4,489.49	-----	34,931,209.09

Footnotes at End of Chapter

Appropriations, Outlays, and Balances - Continued

Appropriation or Fund Account  Title	Account Symbol				Balances, Beginning of Fiscal Year	Appropriations and Other Obligational Authority <sup>1</sup>	Transfers Borrowings and Investment (Net) <sup>2</sup>	Outlays (Net)	Balances Withdrawn and Other Transactions <sup>3</sup>	Balances, End of Fiscal Year	
	Period of Availability	ATA	AID	MAIN							SUB
	2020				17,190,599.93	-----	-----	-2,602,775.78	-----	19,793,375.71	
	2015-2020				34,751,498.70	-----	-----	5,912.27	-----	34,745,586.43	
	2019				12,542,250.24	-----	-----	12,538,926.38	3,323.86	-----	
	2017-2019				474,911.81	-----	-----	474,911.81	-----	-----	
	2014-2019				17,335,065.08	-----	-----	17,335,065.08	-----	-----	
	No Year				8,244,858,936.76	67,000,000.00	-----	142,917,876.87	-----	8,168,941,059.89	
	Subtotal		075	0511	000	8,805,656,586.09	69,829,000.00	-----	152,354,855.79	3,323.86	8,723,127,406.44
Grants to States for Medicaid, Centers for Medicare and Medicaid Services, Health and Human Services Fund Resources:											
Undisbursed Funds	No Year		075	0512	000	<sup>5</sup> 51,586,352,571.41	633,230,561,359.40	60,352,817.23	610,988,009,345.29	-----	73,889,257,402.75
Transfer To:											
Center for Disease Control	No Year	075	075	0512	009	1,521,766,044.59	7,238,773,526.73	-60,005,024.01	6,529,196,973.61	-----	2,171,337,573.70
	Subtotal		075	0512	000	53,108,118,616.00	640,469,334,886.13	347,793.22	617,517,206,318.90	-----	76,060,594,976.45
Payments for Credits Against Health Care Contributions, Centers for Medicare and Medicaid Services, Health and Human Services Fund Resources:											
Undisbursed Funds	No Year		075	0513	000	-----	678.16	-----	678.16	-----	-----
State Children's Health Insurance Fund, Centers for Medicare and Medicaid Services, Health and Human Services Fund Resources:											
Undisbursed Funds	2024		075	0515	000	-----	20,393,863,919.00	-----	8,884,691,247.79	-----	11,509,172,671.21
	2023				5,517,398,579.03	-----	-----	4,664,518,704.28	-----	852,879,874.75	
	2022				7,669,237,840.83	-----	-790,350,348.70	320,611,287.50	-----	6,558,276,204.63	
	2021				5,810,226,696.00	-----	-145,574,294.00	-160,263.00	-----	5,664,812,665.00	
	2020				1,981,296,857.06	-----	-----	2.06	-----	1,981,296,855.00	
	2019				3,123,395,371.00	-----	-----	-8,034,946.19	3,131,430,317.19	-----	
	No Year				30,335,078,508.14	60,000,000.00	3,158,683,752.35	5,587,150,682.16	-----	27,966,611,578.33	
	Subtotal		075	0515	000	54,436,633,852.06	20,453,863,919.00	2,222,759,109.65	19,448,776,714.60	3,131,430,317.19	54,533,049,848.92
State Grants and Demonstration, Centers for Medicare and Medicaid Services, Health and Human Services Fund Resources:											
Undisbursed Funds	2024-2027		075	0516	000	-----	45,264,000.00	-----	144,281.18	-----	45,119,718.82
	2024-2025				-----	424,350,000.00	-----	45,959,486.03	-----	378,390,513.97	
	2023-2024				406,064,188.24	-----	-----	101,553,881.68	-----	304,510,306.56	
	2022-2023				334,240,055.86	-----	-----	189,876,818.42	-----	144,363,237.44	
	2021-2023				377,109,135.36	-----	-----	5,210,315.93	-----	371,898,819.43	
	2020-2023				174,543,448.10	-----	-----	47,915,085.69	-----	126,628,362.41	
	2019-2023				22,411,156.71	-----	-----	13,937,864.46	-----	8,473,292.25	
	2018-2023				46,408,829.86	-----	-----	19,493,855.42	-----	26,914,974.44	
	2016-2023				4,043,002.73	-----	-----	212,337.66	-----	3,830,665.07	
	2015-2023				1,551,375.20	-----	-----	1,337,898.56	-----	213,476.64	

Footnotes at End of Chapter

## Appropriations, Outlays, and Balances - Continued

Appropriation or Fund Account  Title	Account Symbol				Balances, Beginning of Fiscal Year	Appropriations and Other Obligational Authority <sup>1</sup>	Transfers Borrowings and Investment (Net) <sup>2</sup>	Outlays (Net)	Balances Withdrawn and Other Transactions <sup>3</sup>	Balances, End of Fiscal Year
	Period of Availability	ATA	AID	MAIN						
	2014-2023				1,656,463.23	-----	-----	583,482.60	-----	1,072,980.63
	2013-2023				5,828,863.00	-----	-----	2,112,126.64	-----	3,716,736.36
	2008-2023				98,851.36	-----	-----	34,819.54	-----	64,031.82
	2020-2021				5,479,391.54	-----	-----	5,149,987.29	-----	329,404.25
	2019-2021				23,380,666.96	-----	-----	13,125,421.48	-----	10,255,245.48
	2016-2021				5,504,347.32	-----	-----	2,372,439.94	-----	3,131,907.38
	2015-2021				8,586,555.22	-----	-----	6,695,778.08	-----	1,890,777.14
	2014-2021				6,645,817.91	-----	-----	6,645,817.91	-----	-----
	2013-2021				380,101.28	-----	-----	165,185.50	-----	214,915.78
	2010-2021				67.00	-----	-----	-----	-----	67.00
	2009-2021				56,540.82	-----	-----	56,540.82	-----	-----
	2007-2021				2,534.37	-----	-----	-----	-----	2,534.37
	No Year				429,488,774.27	213,501,409.00	-----	184,306,742.66	-----	458,683,440.61
	Subtotal		075	0516	1,853,480,166.34	683,115,409.00	-----	646,890,167.49	-----	1,889,705,407.85
Grants to States for Medicaid - Recovery Act, Centers for Medicare and Medicaid Services, Health and Human Services Fund Resources:										
Undisbursed Funds	No Year		075	0518	369,029.69	-----	-347,793.22	12,730.37	-----	8,506.10
Quality Improvements Organizations, Centers for Medicare and Medicaid, Health and Human Services Fund Resources:										
Undisbursed Funds	2024		075	0519	-----	-----	-----	-25,457,268.06	-----	25,457,268.06
	2023				8,571,339.57	-----	-----	-33,552,486.53	-----	42,123,826.10
	2022				26,808,519.96	-----	-----	-5,372,614.68	-----	32,181,134.64
	2021				4,763,772.66	-----	-----	1,466.70	-----	4,762,305.96
	2020				23,428,220.00	-----	-----	-2,844,320.79	-----	26,272,540.79
	2019				17,016,175.78	-----	-----	17,016,175.78	-----	-----
	No Year				129,870,326.80	-----	-----	71,422,775.80	-----	58,447,551.00
	Subtotal		075	0519	210,458,354.77	-----	-----	21,213,728.22	-----	189,244,626.55
Centers for Medicare and Medicaid Innovation, Centers for Medicare and Medicaid, Health and Human Services Fund Resources:										
Undisbursed Funds	No Year		075	0522	9,446,839,619.61	-----	-----	627,643,098.03	-----	8,819,196,521.58
Consumer Operated Oriented Plan Program Contingency Fund, Centers for Medicare and Medicaid Services, Health and Human Services Fund Resources:										
Undisbursed Funds	No Year		075	0524	167,400.71	-----	-----	-----	-----	167,400.71
Payments to Healthcare Trust Funds, Center for Medicare and Medicaid Services, Health and Human Services Fund Resources:										
Undisbursed Funds	2024		075	0580	-----	508,364,358,099.29	-----	485,990,990,428.42	-----	22,373,367,670.87
	2023				106,498,133,395.12	-----	-----	209,058,731.00	-----	106,289,074,664.12

Footnotes at End of Chapter

Appropriations, Outlays, and Balances - Continued

Appropriation or Fund Account  Title	Account Symbol				Balances, Beginning of Fiscal Year	Appropriations and Other Obligational Authority <sup>1</sup>	Transfers Borrowings and Investment (Net) <sup>2</sup>	Outlays (Net)	Balances Withdrawn and Other Transactions <sup>3</sup>	Balances, End of Fiscal Year
	Period of Availability	ATA	AID	MAIN SUB						
	2022				55,550,580,004.21	-----	-----	101,083,021.00	-----	55,449,496,983.21
	2021				37,214,443,169.72	-6,848,421,597.20	-----	-6,831,119,107.20	-----	37,197,140,679.72
	2020				43,803,135,131.01	-----	-----	3,395,412.00	-----	43,799,739,719.01
	2019				38,130,421,201.58	-----	-----	1,985,531.00	38,128,435,670.58	-----
	Subtotal		075	0580 000	281,196,712,901.64	501,515,936,502.09	-----	479,475,394,016.22	38,128,435,670.58	265,108,819,716.93
Taxation on OASDI Benefits, HI, Centers for Medicare and Medicaid Services, Health and Human Services Fund Resources:										
Undisbursed Funds	No Year		075	0585 000	-----	39,794,000,000.00	-----	39,794,000,000.00	-----	-----
Payments to Federal Hospital Insurance Trust Fund, Health Care Fraud and Abuse, Health and Human Services Fund Resources:										
Undisbursed Funds	2024		075	1806 000	-----	213,989,382.34	-----	213,989,382.34	-----	-----
<b>Special Fund Accounts</b>										
Child Enrollment Contingency Fund, Centers for Medicare and Medicaid Services, Health and Human Services Fund Resources:										
Undisbursed Funds	No Year		075	5551 000	16,446,759,109.65	4,959,715,578.07	-2,222,759,109.65	77,342,869.80	-----	19,106,372,708.27
Risk Adjustment Program Payments, Centers for Medicare and Medicaid Services, Health and Human Services Fund Resources:										
Undisbursed Funds	No Year		075	5733 000	6,450,011,885.40	11,200,675,138.56	-----	11,455,553,302.62	-----	6,195,133,721.34
Transitional Reinsurance Program, Centers for Medicare and Medicaid Services, Health and Human Services Fund Resources:										
Undisbursed Funds	No Year		075	5735 000	227,284,346.88	-----	-----	-4,369,619.08	-----	231,653,965.96
<b>Trust Fund Accounts</b>										
Federal Supplementary Medical Insurance Trust Fund-Treasury Managed, Health and Human Services Fund Resources:										
Undisbursed Funds	No Year		075	8004 000	3,145,776,657.33	10,570,749,788.11	-4,875,015,000.00	5,736,241,307.32	-----	3,105,270,138.12
Transfer To:										
Health and Human Services	No Year	075	075	8004 000	-1,500,712,354.08	521,040,088,405.53	-----	519,967,835,979.18	-----	<sup>4</sup> -428,459,927.73
Investments in US Treasury Securities					159,537,203,000.00	-----	4,875,015,000.00	-----	-----	164,412,218,000.00
	Subtotal		075	8004 000	161,182,267,303.25	531,610,838,193.64	-----	525,704,077,286.50	-----	167,089,028,210.39
Federal Hospital Insurance Trust Fund - Treasury Managed, Health and Human Services Fund Resources:										
Undisbursed Funds	No Year		075	8005 000	-892,807.81	44,596,714,091.67	-40,598,011,000.00	3,954,720,843.15	-----	43,089,440.71
Transfer To:										
Health and Human Services	No Year	075	075	8005 000	-2,618,093,540.62	405,732,221,119.72	-----	403,423,187,940.61	-----	<sup>4</sup> -309,060,361.51
Investments in US Treasury Securities					194,361,566,000.00	-----	40,598,011,000.00	-----	-----	234,959,577,000.00

Footnotes at End of Chapter



## Appropriations, Outlays, and Balances - Continued

Appropriation or Fund Account  Title	Account Symbol				Balances, Beginning of Fiscal Year	Appropriations and Other Obligational Authority <sup>1</sup>	Transfers Borrowings and Investment (Net) <sup>2</sup>	Outlays (Net)	Balances Withdrawn and Other Transactions <sup>3</sup>	Balances, End of Fiscal Year
	Period of Availability	ATA	AID	MAIN						
Subtotal		075	8005	000	191,742,579,651.57	450,328,935,211.39	-----	407,377,908,783.76	-----	234,693,606,079.20
Medicare Prescription Drug Account, Centers for Medicare and Medicaid Services, Health and Human Services Fund Resources: Undisbursed Funds	No Year	075	8308	000	70,180,293.18	116,956,151,914.31	-----	116,946,359,672.91	-----	79,972,534.58
Health Care Fraud and Abuse Control Account, Health and Human Services Fund Resources: Undisbursed Funds	2024-2025	075	8393	000	-----	398,125,388.46	-----	355,632,797.98	-----	42,492,590.48
	2023-2024				18,780,105.91	571,205,430.23	-----	494,688,415.42	-----	95,297,120.72
	2022-2023				30,861,167.70	162,564,072.70	-----	160,976,146.22	-----	32,449,094.18
	2021-2022				39,074,921.96	33,703,125.52	-----	31,821,955.90	-----	40,956,091.58
	2020-2021				29,983,148.93	20,243,591.25	-----	20,372,340.18	-----	29,854,400.00
	2019-2020				22,969,725.16	17,976,636.34	-----	17,946,361.50	-----	23,000,000.00
	2018-2019				16,715,904.13	-16,512,291.94	-----	203,612.19	-----	-----
	No Year				84,910,368.93	1,522,262,053.54	-----	1,565,851,765.23	-----	41,320,657.24
Subtotal		075	8393	000	243,295,342.72	2,709,568,006.10	-----	2,647,493,394.62	-----	305,369,954.20
Total, Centers for Medicare and Medicaid Services					785,673,215,748.17	2,320,966,494,859.79	-----	2,222,161,403,105.32	41,259,869,311.63	843,218,438,191.01
<b>Administration for Children and Families</b>										
<b>General Fund Accounts</b>										
Payments to States for Child Support Enforcement and Family Support Programs, Administration for Children and Families, Health and Human Services Fund Resources: Undisbursed Funds	No Year	075	1501	000	1,461,495,608.73	4,880,574,263.11	-----	4,874,583,232.95	-----	1,467,486,638.89
Low Income Home Energy Assistance, Administration for Children and Families, Health and Human Services Fund Resources: Undisbursed Funds	2024-2026	075	1502	000	-----	99,829,995.00	-----	42,978,975.81	-----	56,851,019.19
	2023-2026				51,415,673.24	-----	-----	42,363,032.10	-----	9,052,641.14
	2022-2026				22,356,813.34	-----	-----	10,142,318.02	-----	12,214,495.32
	2024				-----	4,018,070,016.21	-----	2,648,748,851.03	-----	1,369,321,165.18
	2023-2024				-----	-----	15,467,011.00	10,373,913.60	-----	5,093,097.40
	2023				2,435,665,036.38	-----	-15,494,946.00	2,038,601,960.41	-----	381,568,129.97
	2022-2023				5,148,151.55	-----	-----	4,561,931.97	-----	586,219.58
	2022				192,551,418.09	-----	-----	139,091,884.26	-----	53,459,533.83
	2021-2022				133,741,841.06	-----	-----	30,996,711.22	-----	102,745,129.84
	2021				49,447,170.53	-----	-----	1,210,163.23	-----	48,237,007.30
	2020-2021				49,217,371.43	-----	-----	-139,261.24	-----	49,356,632.67
	2020				36,254,349.88	-----	-----	4,719,190.75	-----	31,535,159.13
	2019-2020				143,370.00	-----	-----	-----	-----	143,370.00
	2019				17,870,469.15	-----	-18,219,172.48	-348,703.33	-----	-----

Footnotes at End of Chapter

Appropriations, Outlays, and Balances - Continued

Appropriation or Fund Account  Title	Account Symbol				Balances, Beginning of Fiscal Year	Appropriations and Other Obligational Authority <sup>1</sup>	Transfers Borrowings and Investment (Net) <sup>2</sup>	Outlays (Net)	Balances Withdrawn and Other Transactions <sup>3</sup>	Balances, End of Fiscal Year
	Period of Availability	ATA	AID	MAIN						
	2018-2019				328,907.00	-----	-328,907.00	-----	-----	-----
	No Year				12,105,669.11	-----	-----	-----	-----	12,105,669.11
Transfer To:										
BIA 477 Transfer and Administration for Children and Families	2024-2026	014	075	1502	020	-----	170,005.00	-----	170,005.00	-----
	2023-2026					-----	-----	-----	234.00	-----
	2024					-----	6,929,983.79	-----	6,745,748.00	-----
	2023-2024					-----	-----	-----	27,935.00	-----
	2023					-----	-----	-----	265,570.29	-----
	Subtotal		075	1502	000	3,006,512,045.05	4,125,000,000.00	-18,548,079.48	4,980,482,525.12	-----
Refugee and Entrant Assistance, Administration for Children and Families, Health and Human Services Fund Resources:										
Undisbursed Funds	2024-2028		075	1503	000	-----	980,070.00	-----	-----	980,070.00
	2023-2027					2,000,000.00	-----	-----	115,438.20	-----
	2024-2026					-----	6,342,459,000.00	-----	2,451,392,784.04	-----
	2024-2025					-----	481,000,000.00	-----	103,730,093.82	-----
	2023-2025					4,374,906,356.92	-----	-----	2,238,651,175.65	-----
	2024					-----	48,774,930.00	-----	3,662,983.04	-----
	2023-2024					1,918,707,371.01	-----	-----	513,836,271.21	-----
	2022-2024					1,544,249,213.27	-----	-----	869,386,618.61	-----
	2023					44,408,855.67	-----	-----	32,072,585.04	-----
	2022-2023					2,645,213,321.68	-----	-----	776,749,534.95	-----
	2021-2023					301,337,374.50	-----	-----	88,523,934.25	-----
	2022					14,715,308.89	-----	-----	9,368,649.17	-----
	2021-2022					6,837,474.73	-----	-----	6,314,377.76	-----
	2020-2022					110,622,431.01	-----	-----	24,617,717.00	-----
	2021					18,784,472.65	-----	-----	1,057,619.31	-----
	2019-2021					347,292,540.08	-----	-----	-8,410,538.17	-----
	2020					1,962,755.82	-----	-----	940,326.04	-----
	2018-2020					91,304,774.38	-----	-----	-----	-----
	2019					8,808,859.11	-----	-8,496,623.29	312,225.38	10.44
	2017-2019					71,020,957.76	-----	-70,111,679.76	909,278.00	-----
	No Year					44,265,886.10	-----	-----	-12,202,655.08	-----
	Subtotal		075	1503	000	11,546,437,953.58	6,873,214,000.00	-78,608,303.05	7,101,028,418.22	10.44
Promoting Safe and Stable Families, Administration for Children and Families, Health and Human Services Fund Resources:										
Undisbursed Funds	2024-2028		075	1512	000	-----	3,250,000.00	-----	-----	3,250,000.00
	2023-2027					7,411,966.85	-----	-----	1,514,158.93	-----

Footnotes at End of Chapter

## Appropriations, Outlays, and Balances - Continued

Appropriation or Fund Account  Title	Account Symbol					Balances, Beginning of Fiscal Year	Appropriations and Other Obligational Authority <sup>1</sup>	Transfers Borrowings and Investment (Net) <sup>2</sup>	Outlays (Net)	Balances Withdrawn and Other Transactions <sup>3</sup>	Balances, End of Fiscal Year
	Period of Availability	ATA	AID	MAIN	SUB						
	2022-2026					3,136,151.52	-----	-----	754,847.52	-----	2,381,304.00
	2019-2026					5,644,796.42	-----	-----	2,754,015.14	-----	2,890,781.28
	2024					-----	469,409,997.00	-----	110,408,863.26	-----	359,001,133.74
	2023					361,291,101.14	-----	-24,865.94	263,729,230.55	-----	97,537,004.65
	2022					103,154,127.46	-----	-----	72,271,968.93	-----	30,882,158.53
	2018-2022					4,875,027.00	-----	-----	977,602.00	-----	3,897,425.00
	2021					46,519,495.08	-----	-----	5,124,866.69	-----	41,394,628.39
	2020-2021					335,965,987.73	-----	-----	80,143,897.20	-----	255,822,090.53
	2020					37,126,838.62	-----	-----	3,843,137.97	-----	33,283,700.65
	2019					42,888,749.91	-----	-11,499,858.66	6,003,022.72	25,385,868.53	-----
	No Year					206,331,485.26	75,000,000.00	-----	72,792,365.65	-----	208,539,119.61
Transfer To:											
BIA 477 Transfer Promoting Safe and Stable Families, Bureau of Indian Affairs, Interior	2024	014	075	1512	020	-----	190,003.00	-----	190,003.00	-----	-----
	2023					-----	-----	24,865.94	24,865.94	-----	-----
	Subtotal		075	1512	000	1,154,345,726.99	547,850,000.00	-11,499,858.66	620,532,845.50	25,385,868.53	1,044,777,154.30
Payment to States for the Child Care and Development Block Grant, Administration for Children and Families, Health and Human Services Fund Resources:											
Undisbursed Funds	2024-2028		075	1515	000	-----	43,731,894.33	-----	3,215,734.80	-----	40,516,159.53
	2023-2027					16,317,187.74	-----	-----	6,111,229.56	-----	10,205,958.18
	2022-2026					3,875,613.95	-----	-----	1,394,963.48	-----	2,480,650.47
	2021-2025					16,876,513.23	-----	-----	5,125,224.38	-----	11,751,288.85
	2024					-----	8,512,628,581.67	-----	2,492,623,207.47	-----	6,020,005,374.20
	2023-2024					98,000,000.00	-----	-----	787,761.75	-----	97,212,238.25
	2021-2024					5,407,870.99	-----	-----	2,549,966.23	-----	2,857,904.76
	2023					5,715,697,971.88	-----	-----	3,276,913,896.53	-----	2,438,784,075.35
	2022-2023					213,995.00	-----	-----	82,142.11	-----	131,852.89
	2022					1,350,517,954.15	-----	-----	1,093,042,817.40	-----	257,475,136.75
	2021-2022					4,622,811.76	-----	-----	1,787,112.55	-----	2,835,699.21
	2021					10,284,827,773.09	-----	-----	9,187,684,480.92	-----	1,097,143,292.17
	2020-2021					23,864,657.56	-----	-----	4,914,544.69	-----	18,950,112.87
	2019-2021					4,248,543.50	-----	-----	115,536.50	-----	4,133,007.00
	2020					90,926,202.76	-----	-----	21,379,887.88	-----	69,546,314.88
	2019					53,823,770.07	-----	-42,460,029.16	11,363,740.91	-----	-----
	2018-2019					129,025.57	-----	-81,060.92	47,964.65	-----	-----
	No Year					2,000,000.00	-----	-----	518,637.72	-----	1,481,362.28
Transfer To:											
Interior, Bureau of Indian Affairs	2024	014	075	1515	020	-----	190,026,524.00	-----	187,871,293.00	-----	2,155,231.00
	2023					1,235,478.00	-----	-----	211,452.00	-----	1,024,026.00

Footnotes at End of Chapter

Appropriations, Outlays, and Balances - Continued

Appropriation or Fund Account  Title	Account Symbol				Balances, Beginning of Fiscal Year	Appropriations and Other Obligational Authority <sup>1</sup>	Transfers Borrowings and Investment (Net) <sup>2</sup>	Outlays (Net)	Balances Withdrawn and Other Transactions <sup>3</sup>	Balances, End of Fiscal Year
	Period of Availability	ATA	AID	MAIN						
	2022-2023				286,005.00	-----	-----	284,058.00	-----	1,947.00
	2021-2022				81,600.00	-----	-----	1,153.00	-----	80,447.00
	Subtotal		075	1515	000	17,672,952,974.25	8,746,387,000.00	-42,541,090.08	16,298,026,805.53	10,078,772,078.64
Contingency Fund for State Welfare Programs, Administration for Children and Families, Health and Human Services Fund Resources:										
Undisbursed Funds	2024		075	1522	000	-----	608,000,000.00	-----	578,460,113.44	29,539,886.56
	2023				14,214,609.37	-----	-----	5,552,129.20	-----	8,662,480.17
	2022				56,393.72	-----	-----	-----	-----	56,393.72
	2021				46,118.80	-----	-----	-----	-----	46,118.80
	2020				40,947.95	-----	-----	-----	-----	40,947.95
	2019				16,496,456.00	-----	-----	-----	16,496,456.00	-----
	Subtotal		075	1522	000	30,854,525.84	608,000,000.00	-----	584,012,242.64	16,496,456.00
Emergency Contingency Fund for State Temporary Assistance for Needy Family Programs - Recovery Act, Administration for Children and Families, Health and Human Services Fund Resources:										
Undisbursed Funds	2009-2010		075	1523	000	426,577,600.42	-----	-----	108,630.43	7 426,468,969.99
Social Services Block Grant, Administration for Children and Families, Health and Human Services Fund Resources:										
Undisbursed Funds	2024		075	1534	000	-----	1,603,100,000.00	-----	1,156,895,948.32	446,204,051.68
	2023				447,668,704.62	-----	-----	399,693,243.38	-----	47,975,461.24
	2022				46,180,369.69	-----	-----	45,018,740.36	-----	1,161,629.33
	2021-2022				504,867.18	-----	-----	149,051.26	-----	355,815.92
	2021				17,109,370.03	-----	-----	4,633.60	-----	17,104,736.43
	2020				34,259,827.13	-----	-----	2,538,299.67	-----	31,721,527.46
	2019				8,563,964.12	-----	-----	23,145.62	8,540,818.50	-----
	No Year				30,195,925.43	-----	-----	-----	-----	30,195,925.43
	Subtotal		075	1534	000	584,483,028.20	1,603,100,000.00	-----	1,604,323,062.21	8,540,818.50
Children and Families Services Programs, Administration for Children and Families, Health and Human Services Fund Resources:										
Undisbursed Funds	2024-2028		075	1536	000	-----	68,147,610.38	-----	11,061,092.44	57,086,517.94
	2023-2027				444,678,556.42	-----	-----	26,195,990.97	-----	418,482,565.45
	2022-2026				14,662,920.34	-----	-----	8,541,327.02	-----	6,121,593.32
	2024-2025				-----	390,000,000.00	-----	2,949,412.06	-----	387,050,587.94
	2024				-----	14,369,176,959.62	-----	5,137,697,580.06	-----	9,231,479,379.56
	2023-2024				480,592,290.29	-70,000,000.00	-----	73,223,229.52	-----	337,369,060.77
	2022-2024				-----	-----	5,698,072.00	323,884.82	-----	5,374,187.18
	2023				9,096,005,188.30	-----	-35,667.28	7,543,477,385.05	-----	1,552,492,135.97
	2022-2023				320,588,060.77	-----	-----	126,114,745.24	-----	194,473,315.53

Footnotes at End of Chapter

## Appropriations, Outlays, and Balances - Continued

Appropriation or Fund Account  Title	Account Symbol				Balances, Beginning of Fiscal Year	Appropriations and Other Obligational Authority <sup>1</sup>	Transfers Borrowings and Investment (Net) <sup>2</sup>	Outlays (Net)	Balances Withdrawn and Other Transactions <sup>3</sup>	Balances, End of Fiscal Year	
	Period of Availability	ATA	AID	MAIN							SUB
	2021-2023				246,984,725.68	-----	-----	80,556,045.07	-----	166,428,680.61	
	2022				1,463,536,375.57	-----	-5,698,072.00	851,874,993.17	-----	605,963,310.40	
	2021-2022				285,177,750.16	-----	-----	172,340,634.31	-----	112,837,115.85	
	2020-2022				894,687.71	-----	-----	226,612.36	-----	668,075.35	
	2021				799,114,356.81	-----	-----	282,645,710.50	-----	516,468,646.31	
	2020-2021				186,314,724.01	-----	-----	37,209,595.39	-----	149,105,128.62	
	2019-2021				10,023,199.40	-----	-----	388,253.31	-----	9,634,946.09	
	2018-2021				299,310,645.20	-----	-----	103,939,705.91	-----	195,370,939.29	
	2020				554,526,713.19	-----	-----	78,761,572.78	-----	475,765,140.41	
	2019-2020				55,738,105.75	-----	-----	4,628,527.01	-----	51,109,578.74	
	2018-2020				211,514.28	-----	-----	-----	-----	211,514.28	
	2019				316,405,723.93	-----	-292,836,202.39	23,243,993.28	325,528.26	-----	
	2018-2019				82,338,235.15	-----	-81,956,916.93	381,318.22	-----	-----	
	2017-2019				283,632.75	-----	-283,632.75	-----	-----	-----	
	No Year				460,365,354.42	-----	-----	237,280,583.23	-----	223,084,771.19	
Transfer To:											
Bureau of Indian Affairs and Bureau of Indian Education, Interior	2024	014	075	1536	020	-----	1,775,430.00	-----	1,702,311.00	-----	73,119.00
	2023					87,925.00	-----	35,667.28	123,592.28	-----	-----
	2022					1,093.00	-----	1,093.00	-----	-----	-----
	Subtotal		075	1536	000	15,117,841,778.13	14,759,100,000.00	-375,076,752.07	14,804,889,188.00	325,528.26	14,696,650,309.80
Payments for Foster Care and Permanency, Administration for Children and Families, Health and Human Services Fund Resources:											
Undisbursed Funds	2024-2028		075	1545	000	-----	980,000.00	-----	-----	-----	980,000.00
	2023-2027					988,650.90	-----	1,118.45	-----	987,532.45	-----
	2022-2026					271,256.09	-----	-585,425.76	-----	856,681.85	-----
	2024					-----	11,795,749,192.00	-----	8,695,187,876.14	-----	3,100,561,315.86
	2022-2024					-----	-----	3,129,055.00	808,146.43	-----	2,320,908.57
	2021-2024					173,888,457.60	-----	-----	49,425,121.54	-----	124,463,336.06
	2023					2,364,108,876.68	-----	-----	1,215,632,627.47	-----	1,148,476,249.21
	2021-2023					54,866,898.59	-----	-----	38,783,886.02	-----	16,083,012.57
	2020-2023					234,261,520.30	-----	-----	49,608,908.47	-----	184,652,611.83
	2022					1,022,734,791.54	-12,133,147.00	-3,129,055.00	48,300,761.53	-----	959,171,828.01
	2020-2022					476,963.55	-----	-----	475,688.78	-----	1,274.77
	2021					450,227,993.99	-100,361,052.05	-----	37,937,268.87	-----	311,929,673.07
	2019-2021					48,159.96	-----	-----	-----	-----	48,159.96
	2020					123,227,836.95	-13,621,490.00	-----	-491,586.25	-----	110,097,933.20
	2018-2020					26,350.19	-----	-----	-----	-----	26,350.19
	2019					51,537,892.30	-----	-----	341,003.84	51,196,888.46	-----

Footnotes at End of Chapter

Appropriations, Outlays, and Balances - Continued

Appropriation or Fund Account  Title	Account Symbol				Balances, Beginning of Fiscal Year	Appropriations and Other Obligational Authority <sup>1</sup>	Transfers Borrowings and Investment (Net) <sup>2</sup>	Outlays (Net)	Balances Withdrawn and Other Transactions <sup>3</sup>	Balances, End of Fiscal Year	
	Period of Availability	ATA	AID	MAIN							SUB
	2017-2019				14,915.64	-----	-----	-----	14,915.64	-----	
	Subtotal		075	1545	000	4,476,680,564.28	11,670,613,502.95	-----	10,135,425,395.53	51,211,804.10	5,960,656,867.60
Child Care Entitlement to States, Administration for Children and Families, Health and Human Services Fund Resources:											
Undisbursed Funds	2024		075	1550	000	-----	3,511,366,994.00	-----	2,189,018,323.51	-----	1,322,348,670.49
	2023-2024					-----	-----	32,392,227.84	1,389,785.10	-----	31,002,442.74
	2022-2024					-----	-----	12,795,605.63	548,994.09	-----	12,246,611.54
	2021-2024					-----	-----	28,335,590.47	1,215,735.49	-----	27,119,854.98
	2023					1,292,537,035.02	-----	-32,392,227.84	1,047,953,226.89	-----	212,191,580.29
	2022-2023					59,720,038.85	-----	-12,795,605.63	38,789,391.98	-----	8,135,041.24
	2021-2023					58,550,379.95	-----	-28,335,590.47	24,408,564.71	-----	5,806,224.77
	2022					281,790,026.26	-----	-----	210,237,504.73	-----	71,552,521.53
	2021-2022					2,117,178.68	-----	-----	565,115.41	-----	1,552,063.27
	2021					40,715,900.13	-----	-----	9,629,118.00	-----	31,086,782.13
	2020-2021					147.32	-----	-----	-0.07	-----	147.39
	2020					9,772,679.25	-----	-----	2,796,100.39	-----	6,976,578.86
	2019-2020					85,141.19	-----	-----	-----	-----	85,141.19
	2019					8,482,306.31	-----	-----	489,994.07	7,992,312.24	-----
	2018-2019					4,473.79	-----	-----	-----	4,473.79	-----
Transfer To:											
Interior, Bureau of Indian Affairs	2024	014	075	1550	020	-----	38,633,006.00	-----	38,633,006.00	-----	-----
	2023					51,538.00	-----	-----	51,538.00	-----	-----
	Subtotal		075	1550	000	1,753,826,844.75	3,550,000,000.00	0.00	3,565,726,398.30	7,996,786.03	1,730,103,660.42
Temporary Assistance for Needy Families, Administration for Children and Families, Health and Human Services Fund Resources:											
Undisbursed Funds	2024		075	1552	000	-----	16,671,163,004.00	-----	10,664,099,674.49	-----	6,007,063,329.51
	2023					7,433,673,930.62	-----	-----	5,047,262,053.96	-----	2,386,411,876.66
	2022					2,888,505,252.45	-----	-----	1,141,394,982.96	-----	1,747,110,269.49
	2021					1,264,036,892.50	-----	-----	292,065,738.52	-----	971,971,153.98
	2020					573,899,601.99	-----	-----	141,556,182.94	-----	432,343,419.05
	2019					437,914,589.40	-----	2,289,722.72	15,659,438.90	-----	<sup>7</sup> 424,544,873.22
	2018					478,424,984.27	-----	-----	143,539,202.51	-----	<sup>7</sup> 334,885,781.76
	2017					281,440,545.10	-----	-----	26,089,234.01	-----	<sup>8</sup> 255,351,311.09
	2016					68,671,678.69	-----	-----	29,912,929.23	-----	<sup>9</sup> 38,758,749.46
	2015					57,515,679.27	-----	-----	1,599,438.08	-----	<sup>9</sup> 55,916,241.19
	2014					71,673,944.43	-----	-----	29,884,340.98	-----	<sup>9</sup> 41,789,603.45
	2013					22,570,643.15	-----	-----	-----	-----	<sup>7</sup> 22,570,643.15
	2012					29,092,331.19	-----	-----	-----	-----	<sup>7</sup> 29,092,331.19

Footnotes at End of Chapter

## Appropriations, Outlays, and Balances - Continued

Appropriation or Fund Account  Title	Account Symbol				Balances, Beginning of Fiscal Year	Appropriations and Other Obligational Authority <sup>1</sup>	Transfers Borrowings and Investment (Net) <sup>2</sup>	Outlays (Net)	Balances Withdrawn and Other Transactions <sup>3</sup>	Balances, End of Fiscal Year	
	Period of Availability	ATA	AID	MAIN							SUB
	2011				25,048,926.71	-----	-----	-----	-----	<sup>7</sup> 25,048,926.71	
	2010				32,260,183.14	-----	-----	3,776.93	-----	<sup>7</sup> 32,256,406.21	
	2009				29,762,955.44	-----	-----	-----	-----	<sup>7</sup> 29,762,955.44	
	2008				29,941,858.92	-----	-----	7,660.64	-----	<sup>7</sup> 29,934,198.28	
	2007				32,520,617.52	-----	-----	-928,827.42	-----	<sup>7</sup> 33,449,444.94	
	2006				11,028,349.44	-----	-----	-184,078.00	-----	<sup>7</sup> 11,212,427.44	
	2005-2006				26,529,247.59	-----	-----	-----	-----	<sup>7</sup> 26,529,247.59	
	2005				51,550,851.45	-----	-----	-----	-----	<sup>7</sup> 51,550,851.45	
	1999-2005				0.01	-----	-----	-----	-----	<sup>7</sup> 0.01	
	2004				25,378,201.81	-----	-----	2,881.00	-----	<sup>7</sup> 25,375,320.81	
	1999-2004				0.05	-----	-----	-----	-----	<sup>7</sup> 0.05	
	2003				188,426.79	-----	-----	6,473.00	-----	<sup>7</sup> 181,953.79	
	1999-2003				10,864.88	-----	-----	-----	-----	<sup>7</sup> 10,864.88	
	2002				33,213.56	-----	-----	2,475.52	-----	<sup>7</sup> 30,738.04	
	2001				292,466.29	-----	-----	-----	-----	<sup>7</sup> 292,466.29	
	1998-2001				79,561.20	-----	-----	55,930.80	-----	<sup>7</sup> 23,630.40	
	2000				49,987.83	-----	-----	-----	-----	<sup>7</sup> 49,987.83	
	1999				557,477.88	-----	-----	408,348.88	-----	<sup>7</sup> 149,129.00	
	1998				81,711,360.34	-----	-----	1,403,372.32	-----	<sup>7</sup> 80,307,988.02	
	1997				97,513.00	-----	-----	-----	-----	<sup>7</sup> 97,513.00	
	No Year				42,569,587.76	-----	-----	39,033,085.71	-----	3,536,502.05	
Transfer To:											
Census, Commerce	2024	013	075	1552	000	-----	10,000,000.00	-----	8,761,265.17	-----	1,238,734.83
	2023					2,257,665.03	-----	-----	374,258.81	-----	1,883,406.22
	2022					111,682.77	-----	-----	-----	-----	111,682.77
	2021					300,464.20	-----	-----	-----	-----	300,464.20
	2020					1,180,208.28	-----	-----	-338.07	-----	1,180,546.35
	2019					2,289,722.72	-----	-2,289,722.72	-----	-----	-----
Interior, Bureau of Indian Affairs	2024	014	075	1552	020	-----	57,054,864.00	-----	56,131,186.00	-----	923,678.00
	2023					2,254,117.00	-----	-----	1,928,042.00	-----	326,075.00
	Subtotal		075	1552	000	14,005,425,584.67	16,738,217,868.00	-----	17,640,068,729.87	-----	13,103,574,722.80
Children's Research and Technical Assistance, Administration for Children and Families, Health and Human Services Fund Resources:											
Undisbursed Funds	No Year		075	1553	000	14,047,796.18	34,846,334.00	-----	28,920,996.20	-----	19,973,133.98
Total, Administration for Children and Families						71,251,482,031.07	74,136,902,968.06	-526,274,083.34	82,238,128,470.50	109,957,271.86	62,514,025,173.43
<b>Administration for Community Living General Fund Accounts</b>											

Footnotes at End of Chapter

Appropriations, Outlays, and Balances - Continued

Appropriation or Fund Account  Title	Account Symbol				Balances, Beginning of Fiscal Year	Appropriations and Other Obligational Authority <sup>1</sup>	Transfers Borrowings and Investment (Net) <sup>2</sup>	Outlays (Net)	Balances Withdrawn and Other Transactions <sup>3</sup>	Balances, End of Fiscal Year	
	Period of Availability	ATA	AID	MAIN							SUB
Aging and Disability Services Programs, Administration on Aging, Health and Human Services Fund Resources: Undisbursed Funds	2024-2025		075	0142	000	-----	-----	532,169.35	-----	<sup>4</sup> -532,169.35	
	2021-2025					7,043,970.59	-----	2,406,159.91	-----	4,637,810.68	
	2024					-----	2,462,839,116.00	863,610,089.16	-----	1,599,229,026.84	
	2023-2024					9,004,187.99	-----	93,127.96	-----	8,911,060.03	
	2023					1,537,146,482.71	-----	1,073,021,529.38	-----	464,124,953.33	
	2022-2023					-24,518,942.82	-----	-23,111,994.11	-----	<sup>4</sup> -1,406,948.71	
	2022					311,590,297.73	-----	201,797,006.15	-----	109,793,291.58	
	2021-2022					-19,172,882.34	-----	-19,089,960.93	-----	<sup>4</sup> -82,921.41	
	2021					100,997,060.41	-----	58,861,596.95	-----	42,135,463.46	
	2020-2021					32,524,299.80	-----	1,043,474.71	-----	31,480,825.09	
	2020					15,180,096.65	-----	-10,972,559.51	-----	26,152,656.16	
	2019					12,175,773.79	-----	-21,103,999.60	288,910.92	-----	
	No Year					976,903,871.68	27,700,000.00	-----	653,006,098.87	351,597,772.81	
	Subtotal		075	0142	000	2,958,874,216.19	2,490,539,116.00	-21,103,999.60	2,791,979,601.16	288,910.92	2,636,040,820.51
Total, Administration for Community Living						2,958,874,216.19	2,490,539,116.00	-21,103,999.60	2,791,979,601.16	288,910.92	2,636,040,820.51
<b>Departmental Management</b>											
<b>General Fund Accounts</b>											
Prevention and Public Health Fund, Departmental Management, Health and Human Services Fund Resources: Undisbursed Funds	No Year		075	0116	000	6,418,198.47	-----	-3,995,999.86	-----	-----	2,422,198.61
Pregnancy Assistance Fund, Departmental Management, Health and Human Services Fund Resources: Undisbursed Funds	2019		075	0117	000	2,764,801.06	-----	-----	-----	2,764,801.06	-----
Health Insurance Reform Implementation Fund, Departmental Management, Health and Human Services Fund Resources: Undisbursed Funds	No Year		075	0119	000	11,929,661.82	-----	-----	-----	-----	11,929,661.82
General Departmental Management, Departmental Management, Health and Human Services Fund Resources: Undisbursed Funds	2024-2025		075	0120	000	-----	-----	510,524.62	-----	<sup>4</sup> -510,524.62	
	2024					-----	646,127,000.00	353,229,677.04	-----	292,897,322.96	
	2023-2024					-----	-----	9,980.00	-----	<sup>4</sup> -9,980.00	
	2023					277,904,247.28	-----	220,852,148.42	-----	57,052,098.86	
	2022					54,909,837.20	-----	55,558,210.84	-----	<sup>4</sup> -648,373.64	
	2021					14,170,129.11	-----	338,107.02	-----	13,832,022.09	
	2020					29,196,132.49	-----	4,104,282.39	-----	25,091,850.10	

Footnotes at End of Chapter



## Appropriations, Outlays, and Balances - Continued

Appropriation or Fund Account  Title	Account Symbol				Balances, Beginning of Fiscal Year	Appropriations and Other Obligational Authority <sup>1</sup>	Transfers Borrowings and Investment (Net) <sup>2</sup>	Outlays (Net)	Balances Withdrawn and Other Transactions <sup>3</sup>	Balances, End of Fiscal Year	
	Period of Availability	ATA	AID	MAIN							SUB
	2019				31,872,967.10	-----	-27,945,323.60	-1,096,294.64	5,023,938.14	-----	
	No Year				11,285,363.23	-----	4,000,000.00	9,713,224.09	-----	5,572,139.14	
	Subtotal		075	0120	000	419,338,676.41	646,127,000.00	-23,945,323.60	643,219,859.78	5,023,938.14	393,276,554.89
Nonrecurring Expense Fund, Office of the Secretary, Health and Human Services											
Fund Resources:											
Undisbursed Funds	No Year		075	0125	000	1,216,000,622.16	-----	989,618,729.45	204,167,815.05	<sup>10</sup> 1,387,900,000.00	613,551,536.56
Transfer To:											
Centers for Medicare and Medicaid Services, Health and Human Services	No Year	075	075	0125	005	77,360,246.09	-----	35,599,522.16	53,293,764.14	-----	59,666,004.11
Food and Drug Administration, Health and Human Services	No Year	075	075	0125	006	357,744,087.79	-----	137,915,442.15	41,316,959.49	-----	454,342,570.45
National Institutes of Health, Health and Human Services	No Year	075	075	0125	008	445,987,252.89	-----	285,651,770.33	85,321,171.07	-----	646,317,852.15
Centers for Disease Control and Prevention, Health and Human Services	No Year	075	075	0125	009	326,444,342.77	-----	155,787,609.68	96,142,439.96	-----	386,089,512.49
Indian Health Services, Health and Human Services	No Year	075	075	0125	010	482,148,775.15	-----	219,388,051.74	216,613,004.77	-----	484,923,822.12
	Subtotal		075	0125	000	2,905,685,326.85	-----	1,823,961,125.51	696,855,154.48	1,387,900,000.00	2,644,891,297.88
No Surprises Act Implementation Fund											
Fund Resources:											
Undisbursed Funds	2021-2025		075	0127	000	-----	-----	5,357,928.21	-----	-----	5,357,928.21
	2021-2024					160,512,812.89	-----	-155,037,195.21	2,766,384.40	-----	2,709,233.28
Transfer To:											
No Surprises Act Implementation Fund, Employee Benefits Security Administration, Health and Human Services	2021-2025	016	075	0127	000	-----	-----	11,114,510.00	-----	-----	11,114,510.00
	2021-2024					10,291,643.24	-----	32,983,478.00	36,272,553.87	-----	7,002,567.37
No Surprises Act Implementation Fund, Internal Revenue Service, Treasury	2021-2025	020	075	0127	009	-----	-----	50,000.00	-----	-----	50,000.00
	2021-2024					91,115.00	-----	83,885.00	80,979.00	-----	94,021.00
No Surprises Act Implementation Fund, Centers for Medicare and Medicaid Services, Health and Human Services	2021-2025	075	075	0127	005	-----	-----	34,768,486.00	-----	-----	34,768,486.00
	2021-2024					101,136,148.55	-----	70,678,908.00	81,066,877.07	-----	90,748,179.48
	Subtotal		075	0127	000	272,031,719.68	-----	-----	120,186,794.34	-----	151,844,925.34
Office of the National Coordinator for Health Information Technology, Departmental Management, Health and Human Services											
Fund Resources:											
Undisbursed Funds	2024		075	0130	000	-----	-----	-----	10,894,803.34	-----	<sup>4</sup> -10,894,803.34
	2023					-31,860,038.44	-----	-----	-24,663,554.85	-----	<sup>4</sup> -7,196,483.59
	2022					-23,252,893.30	-----	-----	-22,016,049.21	-----	<sup>4</sup> -1,236,844.09
	2021					3,307,392.11	-----	-----	155,439.30	-----	3,151,952.81
	2020					1,529,105.41	-----	-----	35,236.49	-----	1,493,868.92
	2019					2,838,450.20	-----	-2,781,956.00	-280.02	56,774.22	-----

Footnotes at End of Chapter

Appropriations, Outlays, and Balances - Continued

Appropriation or Fund Account  Title	Account Symbol				Balances, Beginning of Fiscal Year	Appropriations and Other Obligational Authority <sup>1</sup>	Transfers Borrowings and Investment (Net) <sup>2</sup>	Outlays (Net)	Balances Withdrawn and Other Transactions <sup>3</sup>	Balances, End of Fiscal Year	
	Period of Availability	ATA	AID	MAIN							SUB
Subtotal			075	0130	000	-47,437,984.02	-----	-2,781,956.00	-35,594,404.95	56,774.22	-14,682,309.29
Office of the National Coordinator for Health Information Technology - Recovery Act, Office of the Secretary, Health and Human Services Fund Resources: Undisbursed Funds	No Year		075	0131	000	20,414,861.65	-----	-----	1,526,794.00	-----	18,888,067.65
Office for Civil Rights, Departmental Management, Health and Human Services Fund Resources: Undisbursed Funds	2024		075	0135	000	-----	39,798,000.00	-----	34,938,879.67	-----	4,859,120.33
	2023					5,829,186.64	-----	-----	5,894,199.76	-----	<sup>4</sup> -65,013.12
	2022					1,584,131.74	-----	-----	99,482.26	-----	1,484,649.48
	2021					783,485.56	-----	-----	49,758.35	-----	733,727.21
	2020					121,556.07	-----	-----	112,554.42	-----	9,001.65
	2019					2,308.75	-----	-----	-299.00	2,607.75	-----
	No Year					34,814,175.27	-----	-----	9,716,341.00	-----	25,097,834.27
Subtotal			075	0135	000	43,134,844.03	39,798,000.00	-----	50,810,916.46	2,607.75	32,119,319.82
Office of Medicare Hearings and Appeals, Office of the Secretary, Health and Human Services Fund Resources: Undisbursed Funds	2024-2025		075	0139	000	-----	-----	-----	-34,041,955.22	-----	34,041,955.22
	2024					-----	-----	-----	92,657.03	-----	<sup>4</sup> -92,657.03
	2023-2024					-4,182,222.18	-----	-----	2,214,457.57	-----	<sup>4</sup> -6,396,679.75
	2022-2023					126,394.28	-----	-----	118,984.37	-----	7,409.91
	2021-2022					-419,072.21	-----	-----	9,777.26	-----	<sup>4</sup> -428,849.47
	2020-2021					291,528.01	-----	-----	401.58	-----	291,126.43
	2019-2020					-1,804,604.05	-----	-----	-2,874,351.26	-----	1,069,747.21
	2018-2019					3,162,350.52	-----	-----	2,874,224.46	288,126.06	-----
Subtotal			075	0139	000	-2,825,625.63	-----	-----	-31,605,804.21	288,126.06	28,492,052.52
Public Health and Social Services Emergency Fund, Office of the Secretary, Health and Human Services Fund Resources: Undisbursed Funds	2023-2025		075	0140	000	2,693,136.77	-----	-----	541,902.68	-----	2,151,234.09
	2023-2024					864,900,661.09	-----	-----	269,435,810.65	-----	595,464,850.44
	2022-2024					2,797,861.61	-----	-----	2,299,923.48	-----	497,938.13
	2021-2024					<sup>5</sup> 2,883,971,624.31	-----	-4,000,000.00	2,144,538,255.24	-----	735,433,369.07
	2020-2024					<sup>5</sup> 5,934,444,865.97	-----	-75,400,000.00	1,260,260,738.24	-----	4,598,784,127.73
	2023					380,855,531.09	-----	-----	282,248,485.96	-----	98,607,045.13
	2022-2023					347,994,841.24	-----	-----	107,812,169.59	-----	240,182,671.65
	2021-2023					1,449,673.18	-----	-----	1,105,680.83	-----	343,992.35
	2022					65,044,551.08	-----	-----	45,620,869.63	-----	19,423,681.45
	2021-2022					11,493,093,260.27	-----	-----	2,865,217,258.56	-----	8,627,876,001.71
	2020-2022					4,339,692.47	-----	-----	1,320,036.95	-----	3,019,655.52

Footnotes at End of Chapter

## Appropriations, Outlays, and Balances - Continued

Appropriation or Fund Account  Title	Account Symbol					Balances, Beginning of Fiscal Year	Appropriations and Other Obligational Authority <sup>1</sup>	Transfers Borrowings and Investment (Net) <sup>2</sup>	Outlays (Net)	Balances Withdrawn and Other Transactions <sup>3</sup>	Balances, End of Fiscal Year
	Period of Availability	ATA	AID	MAIN	SUB						
	2021					30,959,404.17	-----	-----	5,354,295.32	-----	25,605,108.85
	2020-2021					57,051,827.76	-----	-----	28,960,007.73	-----	28,091,820.03
	2019-2021					463,461.53	-----	-----	-315.40	-----	463,776.93
	2020					30,373,474.02	-----	-----	4,947,986.87	-----	25,425,487.15
	2019-2020					45,334,410.29	-----	-----	8,415,852.34	-----	36,918,557.95
	2018-2020					13,190,681.09	-----	-----	1,854.45	-----	13,188,826.64
	2019					18,109,166.84	-----	-27,713,651.00	-9,919,720.48	315,236.32	-----
	2018-2019					89,017,052.73	-----	-49,982,985.00	38,015,057.97	1,019,009.76	-----
	2017-2019					638,902.99	-----	-473,971.00	152,974.60	11,957.39	-----
	2015-2019					40,097,821.88	-----	-29,301,356.00	10,197,953.05	598,512.83	-----
	No Year					<sup>5</sup> 31,194,824,677.85	-3,510,728,613.10	468,772.88	6,891,105,161.82	-----	20,793,459,675.81
Transfer To:											
Social Security Administration	No Year	028	075	0140	000	14,547.14	-----	-----	-----	-----	14,547.14
	Subtotal		075	0140	000	53,501,661,127.37	-3,510,728,613.10	-186,403,190.12	13,957,632,240.08	1,944,716.30	35,844,952,367.77
Transfers from the Patient-Centered Outcome Research Trust Fund, Departmental Management, Health and Human Services Fund Resources:											
Undisbursed Funds	No Year		075	0145	000	86,547,250.71	-124,867,902.57	-----	-135,779,359.47	-----	97,458,707.61
Transfer To:											
Agency for Healthcare Research and Quality, Health and Human Services	No Year	075	075	0145	033	463,538,138.84	124,867,902.57	-----	48,195,716.39	-----	540,210,325.02
	Subtotal		075	0145	000	550,085,389.55	-----	-----	-87,583,643.08	-----	637,669,032.63
Defense Production Act Medical Supplies Enhancement, Departmental Management, Health and Human Services Fund Resources:											
Undisbursed Funds	2021-2025		075	0150	000	2,723,877,240.48	-521,314,830.90	247,786,074.46	1,063,427,200.15	-----	1,386,921,283.89
Transfer To:											
Defense Production Act Medical Supplies Enhancement	2021-2025	021	075	0150	000	268,632,288.19	-----	-247,786,074.46	20,846,213.73	-----	-----
	Subtotal		075	0150	000	2,992,509,528.67	-521,314,830.90	-----	1,084,273,413.88	-----	1,386,921,283.89
<b>Consolidated Working Funds</b>											
Section 241 Transactions Account, Office of the Secretary, Health and Human Services Fund Resources:											
Undisbursed Funds	2024		075	3902	000	-----	-----	-----	-72,468.56	-----	72,468.56
	2023					-----	-----	-----	-15,770.01	-----	15,770.01
	2020					-----	-----	-----	1,339.20	-----	<sup>4</sup> -1,339.20
	2019					-30,481.57	-----	-----	-30,481.57	-----	-----
	Subtotal		075	3902	000	-30,481.57	-----	-----	-117,380.94	-----	86,899.37
Total, Departmental Management						60,675,680,044.34	-3,346,118,444.00	1,606,834,655.93	16,399,603,939.84	1,397,980,963.53	41,138,811,352.90

Footnotes at End of Chapter

Appropriations, Outlays, and Balances - Continued

Appropriation or Fund Account  Title	Account Symbol				Balances, Beginning of Fiscal Year	Appropriations and Other Obligational Authority <sup>1</sup>	Transfers Borrowings and Investment (Net) <sup>2</sup>	Outlays (Net)	Balances Withdrawn and Other Transactions <sup>3</sup>	Balances, End of Fiscal Year	
	Period of Availability	ATA	AID	MAIN							SUB
<b>Program Support Center</b>											
<b>General Fund Accounts</b>											
HHS Accrual Contribution to the Uniformed Services Retiree Health Care Fund, Office of the Assistant Secretary for Health, Health and Human Services											
Fund Resources:											
Undisbursed Funds	2024		075	0170	000	-----	36,365,751.00	-----	36,365,751.00	-----	-----
	2021					25,000.00	-----	-----	-----	-----	25,000.00
	Subtotal		075	0170	000	25,000.00	36,365,751.00	-----	36,365,751.00	-----	25,000.00
Retirement Pay and Medical Benefits for Commissioned Officers, Office of the Assistant Secretary for Health, Health and Human Services											
Fund Resources:											
Undisbursed Funds	2024		075	0379	000	-----	873,684,324.60	-----	744,262,370.62	-----	129,421,953.98
	2023					38,310,072.12	-----	-----	18,277,750.14	-----	20,032,321.98
	2022					36,823,114.32	-----	-----	631,118.01	-----	36,191,996.31
	2021					9,818,784.07	-----	-----	7,723.72	-----	9,811,060.35
	2020					3,217,257.97	-----	-----	13,322.58	-----	3,203,935.39
	2019					4,603,670.72	-----	-----	482,028.01	4,121,642.71	-----
	Subtotal		075	0379	000	92,772,899.20	873,684,324.60	-----	763,674,313.08	4,121,642.71	198,661,268.01
Scientific Activities Overseas, Special Foreign Currency Program, Assistant Secretary for Health, Health and Human Services											
Fund Resources:											
Undisbursed Funds	No Year		075	1102	000	968,170.18	-----	-----	-----	-----	968,170.18
Public Health Emergency Fund, Public Health Services, Office of Assistant Secretary for Health, Health and Human Services											
Fund Resources:											
Undisbursed Funds	No Year		075	1104	000	56,507.52	-----	-----	-----	-----	56,507.52
<b>Special Fund Accounts</b>											
Debt Collection Fund, Office of the Secretary, Health and Human Services											
Fund Resources:											
Undisbursed Funds	No Year		075	5745	000	13,072,991.95	-----	-----	-1,116,938.36	-----	14,189,930.31
<b>Intragovernmental Funds</b>											
HHS Service and Supply Fund, Program Support Center, Health and Human Services											
Fund Resources:											
Undisbursed Funds	No Year		075	4552	001	627,993,898.46	-----	-----	30,558,238.25	-----	597,435,660.21
<b>Trust Fund Accounts</b>											
Contributions, Indian Health Facilities, Indian Health Services, Health and Human Services											
Fund Resources:											
Undisbursed Funds	No Year		075	8073	000	50,247,226.64	9,757,230.00	-----	6,330,437.85	-----	53,674,018.79

Footnotes at End of Chapter

## Appropriations, Outlays, and Balances - Continued

Appropriation or Fund Account  Title	Account Symbol				Balances, Beginning of Fiscal Year	Appropriations and Other Obligational Authority <sup>1</sup>	Transfers Borrowings and Investment (Net) <sup>2</sup>	Outlays (Net)	Balances Withdrawn and Other Transactions <sup>3</sup>	Balances, End of Fiscal Year	
	Period of Availability	ATA	AID	MAIN							SUB
National Institutes of Health Unconditional Gift Fund, Health and Human Services Fund Resources:											
Undisbursed Funds	No Year		075	8248	000	28,639,383.88	23,679,857.89	2,437,359.50	5,427,628.00	-----	49,328,973.27
Unrealized Discount on Investments						-470,846.35	-----	26,744.11	-----	-----	-444,102.24
Investments in US Treasury Securities						30,438,960.17	-----	-2,464,103.61	-----	-----	27,974,856.56
Subtotal			075	8248	000	58,607,497.70	23,679,857.89	-----	5,427,628.00	-----	76,859,727.59
Unconditional Gift Fund, Health Resources and Services Administration, Health and Human Services Fund Resources:											
Undisbursed Funds	No Year		075	8249	000	147,757.52	-----	-----	-----	-----	147,757.52
Gifts and Donations, Centers for Disease Control, Health and Human Services Fund Resources:											
Undisbursed Funds	No Year		075	8250	000	32,440,592.22	13,477,560.13	-----	18,278,571.34	-----	27,639,581.01
National Institutes of Health Conditional Gift Fund, Health and Human Services Fund Resources:											
Undisbursed Funds	No Year		075	8253	000	152,070,907.99	49,276,047.06	63,062.79	34,581,928.79	-----	166,828,089.05
Unrealized Discount on Investments						-14,140.31	-----	1,694.41	-----	-----	-12,445.90
Investments in US Treasury Securities						549,752.46	-----	-64,757.20	-----	-----	484,995.26
Subtotal			075	8253	000	152,606,520.14	49,276,047.06	0.00	34,581,928.79	-----	167,300,638.41
Conditional Gift Fund, Health Resources and Services Administration, Health and Human Services Fund Resources:											
Undisbursed Funds	No Year		075	8254	000	3,617,910.88	-----	-----	33,161.72	-----	3,584,749.16
Administration on Aging Gift Fund, Health and Human Services Fund Resources:											
Undisbursed Funds	No Year		075	8510	000	447,967.35	-----	-----	-----	-----	447,967.35
Indian Health Service Gift Fund, Health and Human Services Fund Resources:											
Undisbursed Funds	No Year		075	8511	000	1,081,743.91	84,785.00	-----	53,595.66	-----	1,112,933.25
Agency for Healthcare Research and Quality Gift Fund, Health and Human Services Fund Resources:											
Undisbursed Funds	No Year		075	8512	000	231,057.14	-----	-----	-----	-----	231,057.14
Substance Abuse and Mental Health Administration Gift Fund, Health and Human Services Fund Resources:											
Undisbursed Funds	No Year		075	8513	000	492,949.71	-----	-----	-----	-----	492,949.71
Office of the Secretary Gift Fund, Health and Human Services Fund Resources:											
Undisbursed Funds	No Year		075	8514	000	2,396,936.57	-----	-----	2,179,910.35	-----	217,026.22

Footnotes at End of Chapter

Appropriations, Outlays, and Balances - Continued

Appropriation or Fund Account  Title	Account Symbol				Balances, Beginning of Fiscal Year	Appropriations and Other Obligational Authority <sup>1</sup>	Transfers Borrowings and Investment (Net) <sup>2</sup>	Outlays (Net)	Balances Withdrawn and Other Transactions <sup>3</sup>	Balances, End of Fiscal Year	
	Period of Availability	ATA	AID	MAIN							SUB
Patients' Benefit Fund, National Institutes of Health, Health and Human Services Fund Resources:											
Undisbursed Funds	No Year		075	8888	000	386,710.65	33,767.83	-317,321.21	19,699.15	-----	83,458.12
Unrealized Discount on Investments						-10,049.52	-----	620.57	-----	-----	-9,428.95
Investments in US Treasury Securities						381,086.64	-----	316,700.64	-----	-----	697,787.28
Subtotal			075	8888	000	757,747.77	33,767.83	-----	19,699.15	-----	771,816.45
Patients' Benefit Fund, Health Resources and Services Administration, Health and Human Services Fund Resources:											
Undisbursed Funds	No Year		075	8889	000	376,477.37	1,694.00	-----	2,966.00	-----	375,205.37
Total, Program Support Center						1,038,341,852.23	1,006,361,017.51	-----	896,389,262.83	4,121,642.71	1,144,191,964.20
<b>Office of the Inspector General</b>											
<b>General Fund Accounts</b>											
Office of the Inspector General, Office of the Secretary, Health and Human Services Fund Resources:											
Undisbursed Funds	2024-2025		075	0128	000	-----	-----	-----	-7,910,082.03	-----	7,910,082.03
	2024					-----	93,722,420.00	-----	80,605,730.08	-----	13,116,689.92
	2023-2024					652,697.53	-----	-----	5,510,728.94	-----	-4,858,031.41
	2023					17,500,791.98	-----	-----	16,037,058.97	-----	1,463,733.01
	2022-2023					-138,011.73	-----	-----	-557,996.86	-----	419,985.13
	2022					2,665,031.95	-----	-----	474,059.35	-----	2,190,972.60
	2021-2022					8,727.84	-----	-----	-162.13	-----	8,889.97
	2021					6,872,291.46	-----	-----	262,461.56	-----	6,609,829.90
	2020-2021					1,624,874.81	-----	-----	-525,547.77	-----	2,150,422.58
	2020					5,982,015.52	-----	-----	0.44	-----	5,982,015.08
	2019-2020					1,036,919.60	-----	-----	313.11	-----	1,036,606.49
	2019					799,147.38	-----	-801,006.33	-1,936.68	77.73	-----
	2018-2019					626,619.22	-----	-----	626,619.22	-----	-----
	No Year					-2,742,240.31	3,500,000.00	6,350,000.00	-67,399,642.03	-----	74,507,401.72
Subtotal			075	0128	000	34,888,865.25	97,222,420.00	5,548,993.67	27,121,604.17	77.73	110,538,597.02
Total, Office of the Inspector General						34,888,865.25	97,222,420.00	5,548,993.67	27,121,604.17	77.73	110,538,597.02
<b>Administration for Strategic Preparedness and Response</b>											
<b>General Fund Accounts</b>											
Research, Development, and Procurement, Administration for Strategic Preparedness and Response, Health and Human Services Fund Resources:											
Undisbursed Funds	2024-2025		075	1000	000	-----	1,015,000,000.00	-----	120,056,981.20	-----	894,943,018.80
	2024					-----	35,000,000.00	-----	13,311,730.97	-----	21,688,269.03
	No Year					-----	2,085,000,000.00	-----	371,645,674.44	-----	1,713,354,325.56

Footnotes at End of Chapter

## Appropriations, Outlays, and Balances - Continued

Appropriation or Fund Account  Title	Account Symbol				Balances, Beginning of Fiscal Year	Appropriations and Other Obligational Authority <sup>1</sup>	Transfers Borrowings and Investment (Net) <sup>2</sup>	Outlays (Net)	Balances Withdrawn and Other Transactions <sup>3</sup>	Balances, End of Fiscal Year
	Period of Availability	ATA	AID	MAIN SUB						
	Subtotal		075	1000	0 -	3,135,000,000.00	-----	505,014,386.61	-----	2,629,985,613.39
Operations, Preparedness, and Emergency Response, Administration for Strategic Preparedness and Response, Health and Human Services Fund Resources:										
Undisbursed Funds	2024-2026		075	1001	-----	5,000,000.00	-----	1,309,520.25	-----	3,690,479.75
	2024-2025				-----	25,000,000.00	-----	9,553,558.91	-----	15,446,441.09
	2024				-----	469,606,000.00	-----	156,286,454.24	-----	313,319,545.76
	Subtotal		075	1001	- 0 -	499,606,000.00	-----	167,149,533.40	-----	332,456,466.60
Total, Administration for Strategic Preparedness and Response					-----	3,634,606,000.00	-----	672,163,920.01	-----	2,962,442,079.99
<b>Deductions for Offsetting Receipts</b>										
Proprietary Receipts from the Public					-----	-180,195,677,948.34	-----	-180,195,677,948.34	-----	-----
Intrabudgetary Receipts Deducted by Agency					-----	-520,976,510,331.42	-----	-520,976,510,331.42	-----	-----
Total, Offsetting Receipts					-----	-701,172,188,279.76	-----	-701,172,188,279.76	-----	-----
Total, Department of Health and Human Services					1,053,163,570,938.39	1,790,619,696,411.57	1,350,000.00	1,720,621,158,800.69	42,806,703,612.82	1,080,356,754,936.45
<b>Memorandum</b>										
<b>Financing Accounts</b>										
<b>Public Enterprise Funds</b>										
Consumer Operated and Oriented Plan Financing Account, Centers for Medicare and Medicaid Services, Health and Human Services Fund Resources:										
Undisbursed Funds	No Year		075	4418	1,021,329.45	-----	66,921,112.56	67,942,427.42	-----	14.59
Authority to Borrow from the Treasury					-----	79,456,724.86	-79,456,722.56	-----	-----	2.30
	Subtotal		075	4418	1,021,329.45	79,456,724.86	-12,535,610.00	67,942,427.42	-----	16.89
Health Care Guaranteed Loan Financing Account, Health Resources and Services Administration, Health and Human Services Fund Resources:										
Undisbursed Funds	No Year		075	4442	1,920,907.62	-----	-----	-338,320.79	-----	2,259,228.41
Consumer Operated Oriented Plan Contingency Fund Financing Account, Centers for Medicare and Medicaid Services, Health and Human Services Fund Resources:										
Undisbursed Funds	No Year		075	4482	1,595,072.76	-----	2,233,655.54	3,828,718.53	-----	9.77
Authority to Borrow from the Treasury					-----	6,585,970.31	-6,585,968.54	-----	-----	1.77
	Subtotal		075	4482	1,595,072.76	6,585,970.31	-4,352,313.00	3,828,718.53	-----	11.54
Total, Financing Accounts					4,537,309.83	86,042,695.17	-16,887,923.00	71,432,825.16	-----	2,259,256.84

Footnotes at End of Chapter

---

**Footnotes**

---

- 1 The amounts in this column, unless otherwise footnoted, represent appropriations, increases and rescissions in borrowing authority or new contract authority. Appropriation accounts with appropriation transfer activity are presented in Table 1 (Appropriations and Appropriation Transfers) at the end of this chapter.
- 2 The amounts in this column, unless otherwise footnoted, represent transfers - other than appropriation transfers, borrowings (gross), investments (net), unrealized discounts or funds held outside the Treasury.
- 3 The amounts in this column, unless otherwise footnoted, represent obligated balances canceled for fiscal year 2019 pursuant to 31 U.S.C. 1553 and adjustments to borrowing and contract authority.
- 4 Subject to disposition by the administrative agency.
- 5 The opening balance(s) of the following account(s) have been adjusted during the current fiscal year and do not agree with last year's closing balance(s):

Account Symbol: (ATA, AID, POA, MAIN, SUB)	Adjustment
075 2020-2024 0943 000 - Undi sbursed Funds	-\$50,873,144.19
075 X 0512 000 - Undi sbursed Funds	-\$60,762,316,456.24
075 2021-2024 0140 000 - Undi sbursed Funds	\$24,842,825.00
075 2020-2024 0140 000 - Undi sbursed Funds	-\$8,515,666.99
075 X 0140 000 - Undi sbursed Funds	-\$149,990,031.14

- 6 Includes \$42,176.00 which represents payment for obligations of a closed account.
- 7 Pursuant to Public Law # 42 U.S.C. 604(e), the balance for this account has been extended beyond the normal period of availability to liquidate obligations.
- 8 Pursuant to Public Law # 22 U.S.C. 9612; 22 U.S.C. 9683, the balance for this account has been extended beyond the normal period of availability to liquidate obligations.
- 9 Pursuant to Public Law # 117-43, 135 Stat. 352 Sec. 139, the balance for this account has been extended beyond the normal period of availability to liquidate obligations.
- 10 Represents capital transfer to miscellaneous receipts.



## Appropriations, Outlays, and Balances - Continued

### Footnotes

Table 1 - Appropriations and Appropriation Transfers - Department of Health and Human Services

AID	ATA	Period of Availability	MAIN	Net Appropriations and Appropriation Transfers	Appropriation Amount	Net Appropriation Transfers	AID Involved	ATA Involved	Period of Availability Involved	MAIN Involved	Amount From or To (-)
075	013	24	1552	10,000,000.00	0.00	10,000,000.00	075		24	1552	10,000,000.00
075	014	24	1502	6,929,983.79	0.00	6,929,983.79	075		24	1502	6,929,983.79
075	014	2426	1502	170,005.00	0.00	170,005.00	075		2426	1502	170,005.00
075	014	24	1512	190,003.00	0.00	190,003.00	075		24	1512	190,003.00
075	014	24	1515	190,026,524.00	0.00	190,026,524.00	075		24	1515	190,026,524.00
075	014	24	1536	1,775,430.00	0.00	1,775,430.00	075		24	1536	1,775,430.00
075	014	24	1550	38,633,006.00	0.00	38,633,006.00	075		24	1550	38,633,006.00
075	014	24	1552	57,054,864.00	0.00	57,054,864.00	075		24	1552	57,054,864.00
075		X	0116	74,100,000.00	1,300,000,000.00	-1,225,900,000.00	075		X	0142	-27,700,000.00
							075		X	0943	-160,000,000.00
							075		X	0947	-51,000,000.00
							075		X	0948	-241,267,000.00
							075		X	0949	-52,000,000.00
							075		X	0951	-681,933,000.00
							075		X	1363	-12,000,000.00
075		X	0124	0.00	5,778,657,533.00	-5,778,657,533.00	075		X	0352	-432,904,109.00
							075		X	0360	-5,345,753,424.00
075		X	0128	3,500,000.00	0.00	3,500,000.00	075		X	0391	3,500,000.00
075		24	0128	93,722,420.00	87,000,000.00	6,722,420.00	075		X	0509	222,420.00
							075		24	0600	1,500,000.00
							075		24	0846	5,000,000.00
075		24	0140	0.00	32,000,000.00	-32,000,000.00	075		24	0353	-12,000,000.00
							075		24	0354	-20,000,000.00
075		X	0142	27,700,000.00	0.00	27,700,000.00	075		X	0116	27,700,000.00
075		24	0142	2,462,839,116.00	2,465,100,000.00	-2,260,884.00	012		2425	3507	-2,260,884.00
075		X	0145	-124,867,902.57	0.00	-124,867,902.57	075	075	X	0145	-124,867,902.57
075		X	0330	1,000,000.00	0.00	1,000,000.00	075		24	0360	1,000,000.00
075		X	0352	652,493,150.00	219,589,041.00	432,904,109.00	075		X	0124	432,904,109.00
075		24	0353	1,217,776,000.00	1,205,776,000.00	12,000,000.00	075		24	0140	12,000,000.00
075		24	0354	1,190,430,000.00	1,170,430,000.00	20,000,000.00	075		24	0140	20,000,000.00
075		X	0360	5,345,757,285.98	3,861.98	5,345,753,424.00	075		X	0124	5,345,753,424.00
075		24	0360	1,737,772,000.00	1,858,772,000.00	-121,000,000.00	075		X	0330	-1,000,000.00

Footnotes

Table 1 - Appropriations and Appropriation Transfers - Department of Health and Human Services

AID	ATA	Period of Availability	MAIN	Net Appropriations and Appropriation Transfers	Appropriation Amount	Net Appropriation Transfers	AID Involved	ATA Involved	Period of Availability Involved	MAIN Involved	Amount From or To (-)
							075		X	0365	-120,000,000.00
075		X	0365	120,000,000.00	0.00	120,000,000.00	075		24	0360	120,000,000.00
075		X	0390	1,615,568,411.00	1,250,508,424.00	365,059,987.00	075		2425	0390	365,059,987.00
075		2425	0390	3,528,916,013.00	3,893,976,000.00	-365,059,987.00	075		X	0390	-365,059,987.00
075		X	0391	1,509,683,000.00	1,513,183,000.00	-3,500,000.00	075		X	0128	-3,500,000.00
075		X	0509	-222,420.00	0.00	-222,420.00	075		24	0128	-222,420.00
075		X	0512	633,230,561,359.40	640,469,334,886.13	-7,238,773,526.73	075	075	X	0512	-7,238,773,526.73
075		X	0600	10,000,000.00	0.00	10,000,000.00	075		24	0600	10,000,000.00
075		24	0600	3,510,650,000.00	3,522,150,000.00	-11,500,000.00	075		24	0128	-1,500,000.00
							075		X	0600	-10,000,000.00
075		24	0807	491,314,000.00	493,548,000.00	-2,234,000.00	075		24	0888	-2,174,000.00
							075		24	0893	-60,000.00
075		24	0819	95,130,000.00	95,162,000.00	-32,000.00	075		24	0894	-32,000.00
075		24	0843	4,512,090,000.00	4,507,623,000.00	4,467,000.00	075		24	0886	4,467,000.00
075		24	0844	1,757,784,000.00	1,759,078,000.00	-1,294,000.00	075		24	0894	-1,294,000.00
075		24	0846	2,597,425,000.00	2,592,914,000.00	4,511,000.00	075		24	0128	-5,000,000.00
							075		24	0872	-2,813,000.00
							075		24	0893	-276,000.00
							075		24	5736	12,600,000.00
075		24	0849	7,221,241,000.00	7,224,159,000.00	-2,918,000.00	075		24	0884	-2,377,000.00
							075		24	0897	-541,000.00
075		24	0862	993,521,000.00	993,693,000.00	-172,000.00	075		24	0894	-87,000.00
							075		24	0897	-85,000.00
075		24	0872	3,985,158,000.00	3,982,345,000.00	2,813,000.00	075		24	0846	2,813,000.00
075		24	0873	520,138,000.00	520,163,000.00	-25,000.00	075		24	0894	-25,000.00
075		24	0884	2,313,098,000.00	2,310,721,000.00	2,377,000.00	075		24	0849	2,377,000.00
075		24	0885	6,561,652,000.00	6,562,279,000.00	-627,000.00	075		24	0893	-294,000.00
							075		24	0894	-333,000.00
075		X	0886	86,000,000.00	0.00	86,000,000.00	075		X	5628	86,000,000.00
075		24	0886	2,599,418,000.00	2,603,925,000.00	-4,507,000.00	075		24	0843	-4,467,000.00
							075		24	0893	-40,000.00
075		24	0887	896,136,000.00	896,549,000.00	-413,000.00	075		24	0892	-296,000.00

## Appropriations, Outlays, and Balances - Continued

### Footnotes

Table 1 - Appropriations and Appropriation Transfers - Department of Health and Human Services

AID	ATA	Period of Availability	MAIN	Net Appropriations and Appropriation Transfers	Appropriation Amount	Net Appropriation Transfers	AID Involved	ATA Involved	Period of Availability Involved	MAIN Involved	Amount From or To (-)
							075		24	0897	-117,000.00
075		24	0888	687,639,000.00	685,465,000.00	2,174,000.00	075		24	0807	2,174,000.00
075		24	0889	197,671,000.00	197,693,000.00	-22,000.00	075		24	0894	-22,000.00
075		24	0890	534,330,000.00	534,333,000.00	-3,000.00	075		24	0894	-3,000.00
075		24	0891	659,686,000.00	663,200,000.00	-3,514,000.00	075		24	0892	-3,514,000.00
075		X	0892	86,000,000.00	0.00	86,000,000.00	075		X	5628	86,000,000.00
075		24	0892	2,191,653,000.00	2,187,843,000.00	3,810,000.00	075		24	0887	296,000.00
							075		24	0891	3,514,000.00
075		24	0893	1,663,365,000.00	1,662,695,000.00	670,000.00	075		24	0807	60,000.00
							075		24	0846	276,000.00
							075		24	0885	294,000.00
							075		24	0886	40,000.00
075		24	0894	597,116,000.00	595,318,000.00	1,798,000.00	075		24	0819	32,000.00
							075		24	0844	1,294,000.00
							075		24	0862	87,000.00
							075		24	0873	25,000.00
							075		24	0885	333,000.00
							075		24	0889	22,000.00
							075		24	0890	3,000.00
							075		24	0898	2,000.00
075		24	0897	535,138,000.00	534,395,000.00	743,000.00	075		24	0849	541,000.00
							075		24	0862	85,000.00
							075		24	0887	117,000.00
075		24	0898	440,625,000.00	440,627,000.00	-2,000.00	075		24	0894	-2,000.00
075		X	0943	160,000,000.00	25,000,000.00	135,000,000.00	075		X	0116	160,000,000.00
							075		X	0945	-25,000,000.00
075		24	0944	86,619,000.00	81,619,000.00	5,000,000.00	097		24	0100	5,000,000.00
075		X	0945	25,000,000.00	0.00	25,000,000.00	075		X	0943	25,000,000.00
075		X	0947	51,000,000.00	0.00	51,000,000.00	075		X	0116	51,000,000.00
075		X	0948	241,267,000.00	0.00	241,267,000.00	075		X	0116	241,267,000.00
075		X	0949	52,000,000.00	0.00	52,000,000.00	075		X	0116	52,000,000.00
075		X	0951	681,933,000.00	0.00	681,933,000.00	075		X	0116	681,933,000.00

Footnotes

Table 1 - Appropriations and Appropriation Transfers - Department of Health and Human Services

AID	ATA	Period of Availability	MAIN	Net Appropriations and Appropriation Transfers	Appropriation Amount	Net Appropriation Transfers	AID Involved	ATA Involved	Period of Availability Involved	MAIN Involved	Amount From or To (-)
075		X	1363	12,000,000.00	0.00	12,000,000.00	075		X	0116	12,000,000.00
075		24	1502	4,018,070,016.21	4,025,000,000.00	-6,929,983.79	075	014	24	1502	-6,929,983.79
075		2426	1502	99,829,995.00	100,000,000.00	-170,005.00	075	014	2426	1502	-170,005.00
075		24	1503	48,774,930.00	49,755,000.00	-980,070.00	075		2428	1503	-980,070.00
075		2428	1503	980,070.00	0.00	980,070.00	075		24	1503	980,070.00
075		24	1512	489,074,997.00	492,515,000.00	-3,440,003.00	075	014	24	1512	-190,003.00
							075		2428	1512	-3,250,000.00
075		2428	1512	3,250,000.00	0.00	3,250,000.00	075		24	1512	3,250,000.00
075		24	1515	8,512,628,581.67	8,746,387,000.00	-233,758,418.33	075	014	24	1515	-190,026,524.00
							075		2428	1515	-43,731,894.33
075		2428	1515	43,731,894.33	0.00	43,731,894.33	075		24	1515	43,731,894.33
075		24	1536	14,369,176,959.62	14,439,100,000.00	-69,923,040.38	075	014	24	1536	-1,775,430.00
							075		2428	1536	-68,147,610.38
075		2428	1536	68,147,610.38	0.00	68,147,610.38	075		24	1536	68,147,610.38
075		24	1545	11,797,020,000.00	11,798,000,000.00	-980,000.00	075		2428	1545	-980,000.00
075		2428	1545	980,000.00	0.00	980,000.00	075		24	1545	980,000.00
075		24	1550	3,511,366,994.00	3,550,000,000.00	-38,633,006.00	075	014	24	1550	-38,633,006.00
075		24	1552	16,672,120,423.00	16,739,175,287.00	-67,054,864.00	075	013	24	1552	-10,000,000.00
							075	014	24	1552	-57,054,864.00
075		X	5628	235,000,000.00	407,000,000.00	-172,000,000.00	075		X	0886	-86,000,000.00
							075		X	0892	-86,000,000.00
075		24	5736	0.00	12,600,000.00	-12,600,000.00	075		24	0846	-12,600,000.00
075		X	8004	-637,996,240,319.84	0.00	-637,996,240,319.84	075		X	8308	-116,956,151,914.31
							075	075	X	8004	-521,040,088,405.53
075		X	8005	-408,441,789,125.82	0.00	-408,441,789,125.82	075		X	8393	-1,522,262,053.54
							075		1819	8393	16,512,291.94
							075		1920	8393	-17,976,636.34
							075		2021	8393	-20,243,591.25
							075		2122	8393	-33,703,125.52
							075		2223	8393	-162,564,072.70
							075		2324	8393	-571,205,430.23
							075		2425	8393	-398,125,388.46

## Appropriations, Outlays, and Balances - Continued

### Footnotes

Table 1 - Appropriations and Appropriation Transfers - Department of Health and Human Services

AID	ATA	Period of Availability	MAIN	Net Appropriations and Appropriation Transfers	Appropriation Amount	Net Appropriation Transfers	AID Involved	ATA Involved	Period of Availability Involved	MAIN Involved	Amount From or To (-)
							075	075	X	8005	-405,732,221,119.72
075		X	8175	-218,592,801.62	0.00	-218,592,801.62	075	075	X	8175	-218,592,801.62
075		X	8308	116,956,151,914.31	0.00	116,956,151,914.31	075		X	8004	116,956,151,914.31
075		X	8393	1,522,262,053.54	0.00	1,522,262,053.54	075		X	8005	1,522,262,053.54
075		1819	8393	-16,512,291.94	0.00	-16,512,291.94	075		X	8005	-16,512,291.94
075		1920	8393	17,976,636.34	0.00	17,976,636.34	075		X	8005	17,976,636.34
075		2021	8393	20,243,591.25	0.00	20,243,591.25	075		X	8005	20,243,591.25
075		2122	8393	33,703,125.52	0.00	33,703,125.52	075		X	8005	33,703,125.52
075		2223	8393	162,564,072.70	0.00	162,564,072.70	075		X	8005	162,564,072.70
075		2324	8393	571,205,430.23	0.00	571,205,430.23	075		X	8005	571,205,430.23
075		2425	8393	398,125,388.46	0.00	398,125,388.46	075		X	8005	398,125,388.46
075	075	X	0145	124,867,902.57	0.00	124,867,902.57	075		X	0145	124,867,902.57
075	075	X	0512	7,238,773,526.73	0.00	7,238,773,526.73	075		X	0512	7,238,773,526.73
075	075	X	8004	521,040,088,405.53	0.00	521,040,088,405.53	075		X	8004	521,040,088,405.53
075	075	X	8005	405,732,221,119.72	0.00	405,732,221,119.72	075		X	8005	405,732,221,119.72
075	075	X	8175	218,592,801.62	0.00	218,592,801.62	075		X	8175	218,592,801.62
Total				767,279,099,149.11	767,276,360,033.11	2,739,116.00					2,739,116.00

Appropriations, Outlays, and Balances - Continued

Appropriation or Fund Account  Title	Account Symbol				Balances, Beginning of Fiscal Year	Appropriations and Other Obligational Authority <sup>1</sup>	Transfers Borrowings and Investment (Net) <sup>2</sup>	Outlays (Net)	Balances Withdrawn and Other Transactions <sup>3</sup>	Balances, End of Fiscal Year	
	Period of Availability	ATA	AID	MAIN							SUB
<p align="center"><b>Department of Homeland Security</b>  <b>Departmental Management and Operations</b>  <b>General Fund Accounts</b></p>											
<p>Operations and Support, Office of the Secretary and Executive Management, Departmental Management, Intelligence, Situational Awareness, and Oversight, Homeland Security Fund Resources:</p>											
Undisbursed Funds	2023-2028		070	0100	000	-----	-----	-----	-6,789,239.34	-----	6,789,239.34
	2021-2027					2,000,000.00	-----	-----	1,021,918.96	-----	978,081.04
	2017-2027					2,000,000.00	-----	-----	254,172.24	-----	1,745,827.76
	2024-2025					-----	22,050,000.00	-----	22,116.40	-----	22,027,883.60
	2020-2025					298,335.79	-----	-----	96,018.75	-----	202,317.04
	2024					-----	335,381,000.00	769,397.00	227,296,342.47	-----	108,854,054.53
	2023-2024					18,843,307.06	-800,000.00	1,186,240.00	3,769,750.67	<sup>4</sup> 1,025,240.00	14,434,556.39
	2021-2024					2,948,341.67	-----	-----	849,283.00	-----	2,099,058.67
	2020-2024					1,785,991.00	-----	-----	933,339.17	-----	852,651.83
	2018-2024					243,333.00	-----	-----	-----	-----	243,333.00
	2023					124,555,322.42	-----	-1,186,240.00	99,064,635.89	-----	24,304,446.53
	2022-2023					4,520,657.97	-----	-----	2,870,626.47	-----	1,650,031.50
	2017-2023					48,578.36	-----	-----	26.94	-----	48,551.42
	2022					64,051,589.15	-----	-22,808,000.00	15,234,531.80	-----	26,009,057.35
	2021-2022					600,320.24	-----	-----	86,668.72	-----	513,651.52
	2017-2022					336.00	-----	-----	-----	-----	336.00
	2021					8,035,026.74	-----	-----	260,834.67	-----	7,774,192.07
	2020-2021					1,343,321.27	-----	-----	-----	-----	1,343,321.27
	2016-2021					85,422.39	-----	-----	713.69	-----	84,708.70
	2020					3,732,635.31	-----	-----	34,793.02	-----	3,697,842.29
	2019-2020					88,000.00	-----	-----	-----	-----	88,000.00
	2017-2020					3,558.33	-----	-----	-----	-----	3,558.33
	2019					3,098,316.60	-----	-----	1,941.07	3,096,375.53	-----
	2018-2019					2,077.80	-----	-----	-----	2,077.80	-----
	No Year					0.57	-----	-----	-----	-----	0.57
	Subtotal		070	0100	000	238,284,471.67	356,631,000.00	-22,038,603.00	345,008,474.59	4,123,693.33	223,744,700.75
<p>Counterterrorism Fund, Departmental Management, Intelligence, Situational Awareness, and Oversight, Homeland Security Fund Resources:</p>											
Undisbursed Funds	No Year		070	0101	000	0.35	-----	-----	-----	-----	0.35
<p>Department-Wide Technology Investments, Departmental Management,</p>											

Footnotes at End of Chapter

## Appropriations, Outlays, and Balances - Continued

Appropriation or Fund Account  Title	Account Symbol				Balances, Beginning of Fiscal Year	Appropriations and Other Obligational Authority <sup>1</sup>	Transfers Borrowings and Investment (Net) <sup>2</sup>	Outlays (Net)	Balances Withdrawn and Other Transactions <sup>3</sup>	Balances, End of Fiscal Year	
	Period of Availability	ATA	AID	MAIN							SUB
Intelligence, Situational Awareness, and Oversight, Homeland Security Fund Resources: Undisbursed Funds	No Year		070	0102	000	214,594,004.52	-----	-----	14,773,469.48	-----	199,820,535.04
Office of the Secretary and Executive Management, Departmental Management, Intelligence, Situational Awareness, and Oversight, Homeland Security Fund Resources: Undisbursed Funds	No Year		070	0110	000	208,495.40	-----	-----	-----	-----	208,495.40
Office of the Under Secretary for Management, Departmental Management, Intelligence, Situational Awareness, and Oversight, Homeland Security Fund Resources: Undisbursed Funds	No Year		070	0111	000	94,319,434.30	-----	-----	18,631,287.34	-----	75,688,146.96
Operations and Support, Management Directorate, Departmental Management, Intelligence, Situational Awareness, and Oversight, Homeland Security Fund Resources: Undisbursed Funds	2024		070	0112	000	-----	1,723,538,000.00	6,324,159.00	1,126,543,938.47	-----	603,318,220.53
	2023-2024					-----	-----	982,350.00	-----	4 982,350.00	-----
	2023					696,055,575.08	-----	-1,381,350.00	579,119,148.88	-----	115,555,076.20
	2022-2023					19,962,782.46	-----	-----	8,869,354.59	-----	11,093,427.87
	2022					106,550,911.21	-----	-3,889,000.00	44,154,363.79	-----	58,507,547.42
	2021-2022					17,886.00	-----	-----	-----	-----	17,886.00
	2021					49,705,471.17	-----	-----	1,332,578.58	-----	48,372,892.59
	2020-2021					247,412.25	-----	-----	-----	-----	247,412.25
	2020					43,534,162.53	-----	-----	9,233,377.58	-----	34,300,784.95
	2019					32,857,785.87	-----	-----	204,083.72	32,653,702.15	-----
	2018-2019					8,666,513.87	-----	-----	352,900.24	8,313,613.63	-----
	No Year					17,400,562.32	-----	42,000,000.00	27,561,739.23	-----	31,838,823.09
	Subtotal		070	0112	000	974,999,062.76	1,723,538,000.00	44,036,159.00	1,797,371,485.08	41,949,665.78	903,252,070.90
Office of the Chief Information Officer, Departmental Management, Intelligence, Situational Awareness, and Oversight, Homeland Security Fund Resources: Undisbursed Funds	No Year		070	0113	000	5,487,636.53	-4,100,000.00	-----	168,553.30	-----	1,219,083.23
Operations and Support, Intelligence, Analysis, and Operations Coordination, Departmental Management, Intelligence, Situational Awareness, and Oversight, Homeland Security Fund Resources: Undisbursed Funds	2024-2025		070	0115	000	-----	105,701,000.00	-----	41,890,862.41	-----	63,810,137.59
	2024					-----	240,376,000.00	-----	202,445,410.91	-----	37,930,589.09
	2023-2024					71,281,602.51	-----	757,750.00	55,907,785.00	4 757,750.00	15,373,817.51
	2023					34,532,606.86	-----	-757,750.00	31,056,246.92	-----	2,718,609.94
	2022-2023					14,562,254.00	-----	-----	6,703,942.03	-----	7,858,311.97
	2022					5,612,113.30	-----	-35,000.00	750,821.74	-----	4,826,291.56
	2021-2022					3,748,398.55	-----	-----	-411,498.52	-----	4,159,897.07

Footnotes at End of Chapter

Appropriations, Outlays, and Balances - Continued

Appropriation or Fund Account  Title	Account Symbol				Balances, Beginning of Fiscal Year	Appropriations and Other Obligational Authority <sup>1</sup>	Transfers Borrowings and Investment (Net) <sup>2</sup>	Outlays (Net)	Balances Withdrawn and Other Transactions <sup>3</sup>	Balances, End of Fiscal Year
	Period of Availability	ATA	AID	MAIN SUB						
	2021				6,888,651.11	-----	-----	686,083.78	-----	6,202,567.33
	2020-2021				17,003.62	-----	-----	-620,684.54	-----	637,688.16
	2020				5,308,575.19	-----	-----	383,825.18	-----	4,924,750.01
	2019-2020				2,680,060.51	-----	-----	-62,669.42	-----	2,742,729.93
	2019				2,606,244.35	-----	-----	-11,276.54	2,617,520.89	-----
	2018-2019				2,299,513.65	-----	-----	178,940.09	2,120,573.56	-----
	Subtotal		070	0115 000	149,537,023.65	346,077,000.00	-35,000.00	338,897,789.04	5,495,844.45	151,185,390.16
Procurement, Construction, and Improvements, Management Directorate, Departmental Management, Intelligence, Situational Awareness, and Oversight, Homeland Security Fund Resources:										
Undisbursed Funds	2024-2028		070	0406 000	-----	172,763,000.00	-----	-----	-----	172,763,000.00
	2022-2028				494,430,231.00	-----	-----	32,774,139.39	-----	461,656,091.61
	2023-2027				188,000,000.00	-----	-----	-----	-----	188,000,000.00
	2024-2026				-----	87,670,000.00	-----	9,900,846.00	-----	77,769,154.00
	2022-2026				245,979,370.95	-----	-----	1,293,488.50	-----	244,685,882.45
	2023-2025				125,238,863.68	-----	-----	25,035,641.49	-----	100,203,222.19
	2022-2025				178,963,253.41	-----	-----	1,392,682.91	-----	177,570,570.50
	2021-2025				52,045,089.23	-----	-----	2,016,097.88	-----	50,028,991.35
	2022-2024				81,250,509.67	-----	-2,093,556.00	44,651,851.07	-----	34,505,102.60
	2020-2024				221,868,730.77	-----	-----	-----	-----	221,868,730.77
	2021-2023				28,300,594.34	-----	-----	16,716,776.81	-----	11,583,817.53
	2020-2022				8,720,682.14	-----	-----	358,907.97	-----	8,361,774.17
	2019-2021				994,393.05	-----	-----	-----	-----	994,393.05
	2019-2020				1,133,133.27	-----	-----	-----	-----	1,133,133.27
	2018-2019				4,346,921.08	-----	-----	-----	4,346,921.08	-----
	No Year				4,720,056.13	-----	-----	147,732.37	-----	4,572,323.76
	Subtotal		070	0406 000	1,635,991,828.72	260,433,000.00	-2,093,556.00	134,288,164.39	4,346,921.08	1,755,696,187.25
Research and Development, Management Directorate, Departmental Management, Intelligence, Situational Awareness, and Oversight, Homeland Security Fund Resources:										
Undisbursed Funds	2019-2020		070	0801 000	191,201.62	-----	-----	-----	-----	191,201.62
	2018-2019				144,289.04	-----	-----	-----	144,289.04	-----
	Subtotal		070	0801 000	335,490.66	-----	-----	-----	144,289.04	191,201.62
Procurement, Construction, and Improvements, Office of the Secretary and Executive Management, Departmental Management, Intelligence, Situational Awareness, and Oversight, Homeland Security Fund Resources:										
Undisbursed Funds	2024-2026		070	1913 000	-----	8,113,000.00	-----	-----	-----	8,113,000.00
	2023-2025				8,048,000.00	-----	-----	7,423,395.00	-----	624,605.00

Footnotes at End of Chapter



## Appropriations, Outlays, and Balances - Continued

Appropriation or Fund Account  Title	Account Symbol				Balances, Beginning of Fiscal Year	Appropriations and Other Obligational Authority <sup>1</sup>	Transfers Borrowings and Investment (Net) <sup>2</sup>	Outlays (Net)	Balances Withdrawn and Other Transactions <sup>3</sup>	Balances, End of Fiscal Year	
	Period of Availability	ATA	AID	MAIN							SUB
<b>Intragovernmental Funds</b>	Subtotal		070	1913	000	8,048,000.00	8,113,000.00	-----	7,423,395.00	-----	8,737,605.00
Working Capital Fund, Departmental Management, Intelligence, Situational Awareness, and Oversight, Homeland Security Fund Resources: Undisbursed Funds	No Year		070	4640	000	2,193,584.78	-----	-----	-1,081,017.77	-----	3,274,602.55
<b>Trust Fund Accounts</b>											
Gifts and Donations, Department Management, Homeland Security Fund Resources: Undisbursed Funds	No Year		070	8244	000	13,413,704.48	1,795.00	-----	10,273,358.00	-----	3,142,141.48
Total, Departmental Management and Operations						3,337,412,737.82	2,690,693,795.00	19,869,000.00	2,665,754,958.45	56,060,413.68	3,326,160,160.69
<b>Office of the Inspector General</b>											
<b>General Fund Accounts</b>											
Operations and Support, Office of Inspector General, Homeland Security Fund Resources: Undisbursed Funds	2024-2028		070	0200	000	-----	50,000.00	-----	-----	-----	50,000.00
	2023-2028					50,000.00	-----	-----	-----	-----	50,000.00
	2022-2028					24,546.23	-----	-----	13,849.15	-----	10,697.08
	2022-2026					2,778,836.44	-----	-----	2,312,590.60	-----	466,245.84
	2021-2025					12,506,282.42	-----	-----	6,957,445.83	-----	5,548,836.59
	2024					-----	220,127,000.00	-----	183,230,108.05	-----	36,896,891.95
	2023-2024					-----	-----	589,031.00	486,997.29	<sup>4</sup> 102,031.00	2.71
	2023					39,194,572.57	-----	-589,031.00	34,441,885.94	-----	4,163,655.63
	2022-2023					224,000.00	-----	-223,000.00	702.00	-----	298.00
	2022					5,046,061.50	-----	-1,387,000.00	1,471,384.03	-----	2,187,677.47
	2021					3,506,488.98	-----	-----	44,924.08	-----	3,461,564.90
	2020-2021					7.20	-----	-----	-----	-----	7.20
	2020					8,082,669.76	-----	-----	68,095.97	-----	8,014,573.79
	2019-2020					2.00	-----	-----	-----	-----	2.00
	2018-2020					630,385.97	-----	-----	-----	-----	630,385.97
	2019					3,430,223.32	-----	-----	-700.00	3,430,923.32	-----
	No Year					22,295,985.85	5,250,000.00	-----	7,412,054.05	-----	20,133,931.80
	Subtotal		070	0200	000	97,770,062.24	225,427,000.00	-1,610,000.00	236,439,336.99	3,532,954.32	81,614,770.93
Total, Office of the Inspector General						97,770,062.24	225,427,000.00	-1,610,000.00	236,439,336.99	3,532,954.32	81,614,770.93
<b>Citizenship and Immigration Services</b>											
<b>General Fund Accounts</b>											

Footnotes at End of Chapter

Appropriations, Outlays, and Balances - Continued

Appropriation or Fund Account  Title	Account Symbol				Balances, Beginning of Fiscal Year	Appropriations and Other Obligational Authority <sup>1</sup>	Transfers Borrowings and Investment (Net) <sup>2</sup>	Outlays (Net)	Balances Withdrawn and Other Transactions <sup>3</sup>	Balances, End of Fiscal Year	
	Period of Availability	ATA	AID	MAIN							SUB
Operations and Support, U.S. Citizenship and Immigration Services, Homeland Security Fund Resources:											
Undisbursed Funds	2024		070	0300	000	-----	271,140,000.00	-----	201,864,552.94	-----	69,275,447.06
	2023-2024					-----	-----	3,146,930.00	-----	<sup>4</sup> 3,146,930.00	-----
	2023					52,033,446.02	-----	-3,941,930.00	40,060,229.20	-----	8,031,286.82
	2022-2023					23,397,396.11	-----	-832,000.00	17,989,721.93	-----	4,575,674.18
	2022					25,723,651.02	-----	-11,079,000.00	1,454,190.30	-----	13,190,460.72
	2021					6,750,209.89	-----	-----	-315.16	-----	6,750,525.05
	2020					14,430,479.03	-----	-----	-----	-----	14,430,479.03
	2019					10,980,043.85	-----	-----	53,624.70	10,926,419.15	-----
	No Year					73,658.84	-40,000.00	-----	-----	-----	33,658.84
	Subtotal		070	0300	000	133,388,884.76	271,100,000.00	-12,706,000.00	261,422,003.91	14,073,349.15	116,287,531.70
Procurement, Construction, and Improvements, United States Citizenship and Immigration Services, Homeland Security Fund Resources:											
Undisbursed Funds	2019-2021		070	0407	000	1,520,448.57	-----	-----	-----	-----	1,520,448.57
	2018-2020					374,437.43	-----	-----	-----	-----	374,437.43
	Subtotal		070	0407	000	1,894,886.00	-----	-----	-----	-----	1,894,886.00
Federal Assistance, U.S. Citizenship and Immigration Services, Homeland Security Fund Resources:											
Undisbursed Funds	2024-2025		070	0408	000	-----	10,000,000.00	-----	-----	-----	10,000,000.00
	2023-2024					25,000,000.00	-----	-----	6,514,840.57	-----	18,485,159.43
	2022					12,644,042.31	-----	-257,000.00	9,317,461.78	-----	3,069,580.53
	2021					1,669,172.58	-----	-----	1,203,238.01	-----	465,934.57
	2020					580,811.82	-----	-----	-----	-----	580,811.82
	2019					488,127.97	-----	-----	-----	488,127.97	-----
	Subtotal		070	0408	000	40,382,154.68	10,000,000.00	-257,000.00	17,035,540.36	488,127.97	32,601,486.35
<b>Special Fund Accounts</b>											
Immigration Examination Fees, Immigration Services, Homeland Security Fund Resources:											
Undisbursed Funds	No Year		070	5088	000	3,959,663,501.96	6,214,220,101.83	-----	5,508,468,907.63	-----	4,665,414,696.16
Immigration Services, H-1 B Funded, Homeland Security Fund Resources:											
Undisbursed Funds	No Year		070	5106	000	38,597,558.36	19,688,712.53	-----	29,057,581.73	-----	29,228,689.16
H-1B and L Fraud Prevention and Detection Account, Citizenship and Immigration Services, Homeland Security Fund Resources:											
Undisbursed Funds	No Year		070	5389	000	51,767,839.04	49,070,064.41	-----	43,462,227.89	-----	57,375,675.56

Footnotes at End of Chapter

## Appropriations, Outlays, and Balances - Continued

Appropriation or Fund Account  Title	Account Symbol				Balances, Beginning of Fiscal Year	Appropriations and Other Obligational Authority <sup>1</sup>	Transfers Borrowings and Investment (Net) <sup>2</sup>	Outlays (Net)	Balances Withdrawn and Other Transactions <sup>3</sup>	Balances, End of Fiscal Year	
	Period of Availability	ATA	AID	MAIN							SUB
EB-5 Integrity Fund, U.S. Citizenship and Immigration Services, Homeland Security Fund Resources: Undisbursed Funds	No Year		070	5705	000	8,066,000.00	10,846,035.84	-----	-----	-----	18,912,035.84
Total, Citizenship and Immigration Services						4,233,760,824.80	6,574,924,914.61	-12,963,000.00	5,859,446,261.52	14,561,477.12	4,921,715,000.77
<b>United States Secret Service</b>											
<b>General Fund Accounts</b>											
Operations and Support, United States Secret Service, Homeland Security Fund Resources: Undisbursed Funds	2024-2025		070	0400	000	-----	138,383,000.00	-----	33,810,384.27	-----	104,572,615.73
	2024					-----	2,549,599,000.00	-850,667.89	1,976,647,838.79	-----	572,100,493.32
	2023-2024					29,619,935.44	-----	364,550.00	19,067,818.19	<sup>4</sup> 364,550.00	10,552,117.25
	2023					597,856,018.86	-----	-1,159,519.78	479,475,169.72	-----	117,221,329.36
	2022-2023					19,705,937.41	-----	-764,000.00	12,813,244.16	-----	6,128,693.25
	2022					173,665,783.00	-----	-----	64,161,075.14	-----	109,504,707.86
	2021-2022					5,004,668.98	-----	-----	787,848.62	-----	4,216,820.36
	2021					28,423,116.95	-----	-----	-3,725,973.84	-----	32,149,090.79
	2020-2021					2,798,928.89	-----	-----	235,804.64	-----	2,563,124.25
	2020					62,667,158.54	-----	-----	9,654,945.79	-----	53,012,212.75
	2019-2020					5,574,857.60	-----	-----	337,403.83	-----	5,237,453.77
	2019					55,349,380.90	-----	-----	2,749,533.44	52,599,847.46	-----
	2018-2019					11,539,276.87	-----	-----	-118.50	11,539,395.37	-----
	No Year					58,739,728.17	-2,400,000.00	-----	2,662,037.63	-----	53,677,690.54
Funds Held Outside the Treasury	2024					-----	-----	850,667.89	-----	-----	850,667.89
	2023					840,480.22	-----	-840,480.22	-----	-----	-----
	Subtotal		070	0400	000	1,051,785,271.83	2,685,582,000.00	-2,399,450.00	2,598,677,011.88	64,503,792.83	1,071,787,017.12
Procurement, Construction, and Improvements, United States Secret Service, Homeland Security Fund Resources: Undisbursed Funds	2024-2026		070	0401	000	-----	75,598,000.00	-----	6,678,963.00	-----	68,919,037.00
	2023-2025					75,517,864.02	-4,000,000.00	-----	17,768,213.24	-----	53,749,650.78
	2022-2024					34,588,691.24	-----	-----	29,390,417.36	-----	5,198,273.88
	2021-2023					17,226,758.54	-----	-----	9,323,943.63	-----	7,902,814.91
	2020-2022					14,410,561.62	-----	-----	4,655,761.36	-----	9,754,800.26
	2019-2021					4,967,727.04	-----	-----	2,297,021.46	-----	2,670,705.58
	2017-2021					30,649.54	-----	-----	30,649.54	-----	-----
	2019-2020					37,776.77	-----	-----	-----	-----	37,776.77
	2018-2020					2,000,217.55	-----	-----	29,264.72	-----	1,970,952.83
	2017-2019					351,930.02	-----	-----	-----	351,930.02	-----

Footnotes at End of Chapter

Appropriations, Outlays, and Balances - Continued

Appropriation or Fund Account  Title	Account Symbol				Balances, Beginning of Fiscal Year	Appropriations and Other Obligational Authority <sup>1</sup>	Transfers Borrowings and Investment (Net) <sup>2</sup>	Outlays (Net)	Balances Withdrawn and Other Transactions <sup>3</sup>	Balances, End of Fiscal Year	
	Period of Availability	ATA	AID	MAIN							SUB
	2015-2019				243,047.97	-----	-----	-----	243,047.97	-----	
	No Year				391,632.75	-----	-----	-----	-----	391,632.75	
	Subtotal		070	0401	000	149,766,857.06	71,598,000.00	-----	70,174,234.31	594,977.99	150,595,644.76
Contribution for Annuity Benefits, United States Secret Service, Homeland Security Fund Resources:											
Undisbursed Funds	No Year		070	0405	000	18,197,402.74	268,000,000.00	-----	283,389,594.04	-----	2,807,808.70
Research and Development, United States Secret Service, Homeland Security Fund Resources:											
Undisbursed Funds	2024-2025		070	0804	000	-----	4,217,000.00	-----	17,938.61	-----	4,199,061.39
	2023-2024				4,013,795.83	-----	-----	2,093,805.67	-----	-----	1,919,990.16
	2022-2023				1,455,717.52	-----	-----	986,978.52	-----	-----	468,739.00
	2021-2022				399,767.12	-----	-----	278,289.13	-----	-----	121,477.99
	2020-2021				2,589,357.47	-----	-----	1,112,788.33	-----	-----	1,476,569.14
	2019-2020				764,124.13	-----	-----	745,435.73	-----	-----	18,688.40
	2018-2019				300.00	-----	-----	-----	300.00	-----	-----
	Subtotal		070	0804	000	9,223,062.07	4,217,000.00	-----	5,235,235.99	300.00	8,204,526.08
Total, United States Secret Service					1,228,972,593.70	3,029,397,000.00	-2,399,450.00	2,957,476,076.22	65,099,070.82	-----	1,233,394,996.66
<b>Transportation Security Administration</b>											
<b>General Fund Accounts</b>											
Procurement, Construction, and Improvements, Transportation Security Administration, Homeland Security Fund Resources:											
Undisbursed Funds	2024-2026		070	0410	000	-----	40,678,000.00	-----	1,973,482.85	-----	38,704,517.15
	2023-2025				125,957,488.20	4,000,000.00	-----	40,774,531.94	-----	-----	89,182,956.26
	2022-2024				48,113,384.13	-----	-----	33,536,732.68	-----	-----	14,576,651.45
	2021-2023				12,483,399.21	-----	-----	9,731,248.13	-----	-----	2,752,151.08
	2020-2022				14,121,206.33	-----	-----	4,591,739.04	-----	-----	9,529,467.29
	2019-2021				2,697,632.80	-----	-----	60,638.59	-----	-----	2,636,994.21
	2018-2020				3,774,452.03	-----	-----	528,818.37	-----	-----	3,245,633.66
	2018-2019				82,277.10	-----	-----	-----	82,277.10	-----	-----
	2017-2019				4,756,817.21	-----	-----	3,426.92	4,753,390.29	-----	-----
	Subtotal		070	0410	000	211,986,657.01	44,678,000.00	-----	91,200,618.52	4,835,667.39	160,628,371.10
Expenses, Transportation Security Administration, Border and Transportation Security, Homeland Security Fund Resources:											
Undisbursed Funds	No Year		070	0508	000	0.92	-----	-----	-7,166.78	-----	7,167.70
Federal Air Marshals, Transportation Security Administration,											

Footnotes at End of Chapter

## Appropriations, Outlays, and Balances - Continued

Appropriation or Fund Account  Title	Account Symbol				Balances, Beginning of Fiscal Year	Appropriations and Other Obligational Authority <sup>1</sup>	Transfers Borrowings and Investment (Net) <sup>2</sup>	Outlays (Net)	Balances Withdrawn and Other Transactions <sup>3</sup>	Balances, End of Fiscal Year	
	Period of Availability	ATA	AID	MAIN							SUB
Homeland Security Fund Resources: Undisbursed Funds	No Year		070	0541	000	159,773.27	-----	-----	-----	159,773.27	
Operations and Support, Transportation Security Administration, Homeland Security Fund Resources: Undisbursed Funds	2024-2025		070	0550	000	-----	596,000,000.00	-----	91,586,723.33	-----	504,413,276.67
	2024					-----	6,087,061,594.19	-----	4,674,380,399.91	-----	1,412,681,194.28
	2023-2024					1,942,324,348.99	-----	-----	1,635,334,876.30	-----	306,989,472.69
	2019-2024					1,855,290.17	-----	-----	676,770.48	-----	1,178,519.69
	2022-2023					286,719,206.16	-----	-12,013,000.00	186,249,107.05	-----	88,457,099.11
	2018-2023					584,697.35	-----	-----	-2,008.01	-----	586,705.36
	2021-2022					107,541,695.81	-----	-----	22,564,344.16	-----	84,977,351.65
	2020-2022					653,414.20	-----	-----	56,626.69	-----	596,787.51
	2018-2022					374,327.07	-----	-----	8,697.33	-----	365,629.74
	2020-2021					120,634,503.68	-----	-----	6,379,244.35	-----	114,255,259.33
	2019-2021					93,734.00	-----	-----	-----	-----	93,734.00
	2018-2021					-20,569.51	-----	-----	-20,569.51	-----	-----
	2017-2021					50,511.90	-----	-----	-----	-----	50,511.90
	2019-2020					59,543,872.83	-----	-----	3,206,894.25	-----	56,336,978.58
	2018-2019					78,939,396.00	-----	-----	4,570,496.95	74,368,899.05	-----
	No Year					515,216,442.78	-----	-----	-47,123,792.61	-----	562,340,235.39
	Subtotal		070	0550	000	3,114,510,871.43	6,683,061,594.19	-12,013,000.00	6,577,867,810.67	74,368,899.05	3,133,322,755.90
Surface Transportation Security, Transportation Security Administration, Homeland Security Fund Resources: Undisbursed Funds	No Year		070	0551	000	0.30	-----	-----	-----	-----	0.30
Research and Development, Transportation Security Administration, Border and Transportation Security, Homeland Security Fund Resources: Undisbursed Funds	No Year		070	0553	000	30,809.01	-----	-----	-----	-----	30,809.01
Transportation Security Support, Transportation Security Administration, Homeland Security Fund Resources: Undisbursed Funds	No Year		070	0554	000	12,207.93	-----	-----	-----	-----	12,207.93
Intelligence and Vetting, Transportation Security Administration, Homeland Security Fund Resources: Undisbursed Funds	No Year		070	0557	000	6,255,527.02	-----	-----	171,839.81	-----	6,083,687.21
Research and Development, Transportation Security Administration,											

Footnotes at End of Chapter

Appropriations, Outlays, and Balances - Continued

Appropriation or Fund Account  Title	Account Symbol				Balances, Beginning of Fiscal Year	Appropriations and Other Obligational Authority <sup>1</sup>	Transfers Borrowings and Investment (Net) <sup>2</sup>	Outlays (Net)	Balances Withdrawn and Other Transactions <sup>3</sup>	Balances, End of Fiscal Year	
	Period of Availability	ATA	AID	MAIN							SUB
Homeland Security Fund Resources: Undisbursed Funds	2024-2025		070	0802	000	----- 14,641,000.00	-----	953,510.25	-----	13,687,489.75	
	2023-2024					31,227,637.89	-----	23,187,578.35	-----	8,040,059.54	
	2022-2023					11,934,067.14	-----	-353,000.00	-----	2,699,193.19	
	2021-2022					6,122,646.65	-----	2,594,412.54	-----	3,528,234.11	
	2020-2021					1,867,692.24	-----	-----	-----	1,867,692.24	
	2019-2020					1,459,396.64	-----	-893,079.52	-----	2,352,476.16	
	2018-2019					1,605,040.06	-----	8,742.58	1,596,297.48	-----	
	Subtotal		070	0802	000	54,216,480.62	-353,000.00	34,733,038.15	1,596,297.48	32,175,144.99	
<b>Special Fund Accounts</b>											
Aviation Security Capital Fund, Transportation Security Administration, Homeland Security Fund Resources: Undisbursed Funds	No Year		070	5385	000	1,042,660,035.23	250,000,000.00	-----	269,025,134.20	-----	1,023,634,901.03
Unclaimed Checkpoint Money, Transportation Security Administration, Homeland Security Fund Resources: Undisbursed Funds	No Year		070	5390	000	2,181,444.40	939,814.20	-----	1,116,096.40	-----	2,005,162.20
Airport Checkpoint Screening Fund, Transportation Security Administration, Homeland Security Fund Resources: Undisbursed Funds	No Year		070	5545	000	1,040,451.70	-----	-----	5,690.96	-----	1,034,760.74
Total, Transportation Security Administration						4,433,054,258.84	6,993,320,408.39	-12,366,000.00	6,974,113,061.93	80,800,863.92	4,359,094,741.38
<b>Federal Law Enforcement Training Center</b>											
<b>General Fund Accounts</b>											
Operations and Support, Federal Law Enforcement Training Centers, Homeland Security Fund Resources: Undisbursed Funds	2024-2025		070	0509	000	----- 66,665,000.00	-----	46,259,168.65	-----	20,405,831.35	
	2024					----- 290,435,000.00	-----	227,474,676.66	-----	62,960,323.34	
	2023-2024					19,805,451.21	-----	232,590.00	<sup>4</sup> 232,590.00	<sup>5</sup> -18,965,334.15	
	2023					67,939,423.92	-----	-492,590.00	-----	11,178,379.55	
	2022-2023					-7,632,579.12	-----	-336,000.00	-----	2,862,462.59	
	2022					7,378,140.10	-----	-2,242,000.00	-----	3,076,108.58	
	2021-2022					2,083,970.32	-----	-----	-----	2,113,095.62	
	2021					3,553,544.99	-----	-----	1,078,347.15	2,475,197.84	
	2020-2021					3,759,972.68	-----	-----	-40,481.94	3,800,454.62	
	2020					2,764,065.88	-----	-----	428,238.04	2,335,827.84	
	2019-2020					2,556,068.15	-----	-----	-424,834.60	2,980,902.75	
	2019					5,670,608.91	-----	-----	-285.35	5,670,894.26	
	2018-2019					1,848,592.75	-----	-----	-14,692.25	1,863,285.00	

Footnotes at End of Chapter

## Appropriations, Outlays, and Balances - Continued

Appropriation or Fund Account  Title	Account Symbol				Balances, Beginning of Fiscal Year	Appropriations and Other Obligational Authority <sup>1</sup>	Transfers Borrowings and Investment (Net) <sup>2</sup>	Outlays (Net)	Balances Withdrawn and Other Transactions <sup>3</sup>	Balances, End of Fiscal Year
	Period of Availability	ATA	AID	MAIN						
	2017-2019				33,326.08	-----	-----	-----	33,326.08	-----
	No Year				879,698.05	-----	-----	771,738.35	-----	107,959.70
	Subtotal		070	0509	110,640,283.92	357,100,000.00	-2,838,000.00	361,770,978.95	7,800,095.34	95,331,209.63
Procurement, Construction, and Improvements, Federal Law Enforcement Training Centers, Homeland Security Fund Resources:										
Undisbursed Funds	2024-2028		070	0510	000	-----	20,100,000.00	-----	-----	20,100,000.00
	2023-2027					51,212,078.00	-----	7,336,240.96	-----	43,875,837.04
	2022-2026					31,573,039.00	-----	24,519,184.51	-----	7,053,854.49
	2021-2025					25,987,686.49	-----	25,987,686.49	-----	-----
	2020-2024					239,315.29	-46,968.00	24,632.00	-----	167,715.29
	2019-2023					7,442,159.86	-----	5,410,794.08	-----	2,031,365.78
	2018-2022					229.13	-----	-----	-----	229.13
	2020-2021					346,127.90	-----	145,307.29	-----	200,820.61
	2020					73,531.00	-----	73,331.00	-----	200.00
	2016-2020					1.00	-----	-----	-----	1.00
	2019					-79,457.51	-----	-79,457.51	-----	-----
	2015-2019					40,666.81	-----	-----	40,666.81	-----
	No Year					-25,448.28	-----	-57,382.00	-----	31,933.72
	Subtotal		070	0510	000	116,809,928.69	20,053,032.00	-----	63,360,336.82	40,666.81
Total, Federal Law Enforcement Training Center						227,450,212.61	377,153,032.00	-2,838,000.00	425,131,315.77	7,840,762.15
<b>Immigration and Customs Enforcement</b>										
<b>General Fund Accounts</b>										
Immigration and Customs Enforcement, Border and Transportation Security, Homeland Security Fund Resources:										
Undisbursed Funds	No Year		070	0504	000	1,607,511.36	-----	-----	-----	1,607,511.36
Operations and Support, U.S. Immigration and Customs Enforcement, Homeland Security Fund Resources:										
Undisbursed Funds	2022-2027		070	0540	000	-----	-----	-734,396.12	-----	734,396.12
	2021-2027					-6,079.18	-----	-402,676.88	-----	396,597.70
	2022-2026					-----	-----	-2,943,713.56	-----	2,943,713.56
	2021-2026					-----	-----	9,234.20	-----	<sup>5</sup> -9,234.20
	2024-2025					-----	48,389,611.00	11,516,715.29	-----	36,872,895.71
	2022-2025					-----	-----	-753,947.32	-----	753,947.32
	2021-2025					-----	-----	-373,815.78	-----	373,815.78
	2020-2025					-24,251.04	-----	-3,009,848.06	-----	2,985,597.02
	2019-2025					27,517.46	-----	-3,205,473.82	-----	3,232,991.28
	2024					-----	9,452,946,000.00	3,220,000.00	7,748,545,983.99	1,707,620,016.01

Footnotes at End of Chapter

Appropriations, Outlays, and Balances - Continued

Appropriation or Fund Account  Title	Account Symbol				Balances, Beginning of Fiscal Year	Appropriations and Other Obligational Authority <sup>1</sup>	Transfers Borrowings and Investment (Net) <sup>2</sup>	Outlays (Net)	Balances Withdrawn and Other Transactions <sup>3</sup>	Balances, End of Fiscal Year	
	Period of Availability	ATA	AID	MAIN SUB							
	2023-2024				24,231,485.48	-3,000,000.00	11,208,446.00	8,625,508.57	<sup>4</sup> 7,661,620.00	16,152,802.91	
	2020-2024				7,997,954.96	-----	-----	-373,487.71	-----	8,371,442.67	
	2019-2024				-10,000.74	-----	-----	8,867.35	-----	<sup>5</sup> -18,868.09	
	2018-2024				-26,727.86	-----	-----	-384,599.45	-----	357,871.59	
	2023				1,927,483,981.41	-----	-13,881,620.00	1,655,598,009.48	-----	258,004,351.93	
	2022-2023				17,435,340.09	-----	-----	13,055,658.55	-----	4,379,681.54	
	2021-2023				-88,338.64	-----	-----	-88,875.28	-----	536.64	
	2022				243,899,323.78	-----	-17,388,000.00	89,811,821.08	-----	136,699,502.70	
	2021-2022				7,264,098.18	-----	-----	1,048,546.71	-----	6,215,551.47	
	2020-2022				-27,568.81	-----	-----	-27,568.81	-----	-----	
	2018-2022				453.00	-----	-----	-----	-----	453.00	
	2021				142,951,220.37	-----	-----	29,383,709.45	-----	113,567,510.92	
	2020-2021				5,487,986.74	-----	-----	-662,557.33	-----	6,150,544.07	
	2019-2021				-150.00	-----	-----	-150.00	-----	-----	
	2020				184,611,028.17	-----	-----	25,485,894.90	-----	159,125,133.27	
	2019-2020				4,895,599.68	-----	-----	1,047,077.17	-----	3,848,522.51	
	2019				127,793,602.94	-----	-----	3,092,687.75	124,700,915.19	-----	
	2018-2019				10,214,628.35	-----	-----	1,051,074.25	9,163,554.10	-----	
	2015-2019				0.06	-----	-----	-----	0.06	-----	
	No Year				37,040,261.78	9,967,581.00	-----	7,723,773.27	-----	39,284,069.51	
	Subtotal		070	0540	000	2,741,151,366.18	9,508,303,192.00	-16,841,174.00	9,583,043,451.89	141,526,089.35	2,508,043,842.94
Automation Modernization, U.S. Immigration and Customs Enforcement, Homeland Security Fund Resources: Undisbursed Funds	No Year		070	0543	000	11,691.61	-10,471.00	-----	-----	-----	1,220.61
Procurement, Construction, and Improvements, U.S. Immigration and Customs Enforcement, Homeland Security Fund Resources: Undisbursed Funds	2024-2028		070	0545	000	-----	20,100,000.00	-----	-----	-----	20,100,000.00
	2024-2026				-----	35,420,000.00	-----	21,845.18	-----	-----	35,398,154.82
	2022-2026				17,335,101.92	-----	-----	2,073,554.20	-----	-----	15,261,547.72
	2023-2025				22,997,000.00	-----	-----	5,205,099.26	-----	-----	17,791,900.74
	2021-2025				66,299,674.98	-----	-----	31,193,977.22	-----	-----	35,105,697.76
	2022-2024				16,346,886.88	-----	-----	12,298,268.75	-----	-----	4,048,618.13
	2021-2023				718,961.03	-----	-----	674,800.63	-----	-----	44,160.40
	2020-2022				26,423,935.95	-----	-----	8,178,406.47	-----	-----	18,245,529.48
	2018-2022				9,381,140.86	-----	-----	8,212,017.99	-----	-----	1,169,122.87
	2019-2021				7,386,974.84	-----	-----	2,834,549.00	-----	-----	4,552,425.84
	2020				2,394,600.47	-----	-----	-----	-----	-----	2,394,600.47
	2018-2020				4,981,426.83	-----	-----	-----	-----	-----	4,981,426.83

Footnotes at End of Chapter



## Appropriations, Outlays, and Balances - Continued

Appropriation or Fund Account  Title	Account Symbol				Balances, Beginning of Fiscal Year	Appropriations and Other Obligational Authority <sup>1</sup>	Transfers Borrowings and Investment (Net) <sup>2</sup>	Outlays (Net)	Balances Withdrawn and Other Transactions <sup>3</sup>	Balances, End of Fiscal Year	
	Period of Availability	ATA	AID	MAIN							SUB
	2017-2019				354,332.11	-----	-----	-----	354,332.11	-----	
	No Year				516,341.68	-----	-----	9,982.45	-----	506,359.23	
	Subtotal		070	0545	000	175,136,377.55	55,520,000.00	70,702,501.15	354,332.11	159,599,544.29	
<b>Special Fund Accounts</b>											
Breach Bond/Detention Fund, Border and Transportation Security, Homeland Security Fund Resources:											
Undisbursed Funds	No Year		070	5126	000	29,265,673.79	33,295,916.95	32,192,293.30	-----	30,369,297.44	
Student and Exchange Visitor Program, Border and Transportation Security, Homeland Security Fund Resources:											
Undisbursed Funds	No Year		070	5378	000	412,961,675.36	243,250,293.78	150,128,583.73	-----	506,083,385.41	
Immigration User Fee Account, BICE, Homeland Security Fund Resources:											
Undisbursed Funds	No Year		070	5382	000	186,602,947.44	174,347,696.47	155,281,257.00	-----	205,669,386.91	
Detention and Removal Operations, U.S. Immigration and Customs Enforcement, Homeland Security Fund Resources:											
Undisbursed Funds	No Year		070	5542	000	666,548.54	431,365.00	746,838.00	-----	351,075.54	
<b>Trust Fund Accounts</b>											
Violent Crime Reduction Program, Immigration Services, Homeland Security Fund Resources:											
Undisbursed Funds	No Year		070	8598	000	0.19	-----	-----	-----	0.19	
Total, Immigration and Customs Enforcement						3,547,403,792.02	10,015,137,993.20	-16,841,174.00	9,992,094,925.07	141,880,421.46	3,411,725,264.69
<b>U.S. Customs and Border Protection</b>											
<b>General Fund Accounts</b>											
Customs and Border Protection, USCS, Homeland Security Fund Resources:											
Undisbursed Funds	No Year		070	0503	000	50,547.21	-----	-----	-----	50,547.21	
Operations and Support, U.S. Customs and Border Protection, Homeland Security Fund Resources:											
Undisbursed Funds	2022-2026		070	0530	000	326,320,652.53	-----	9,240,098.78	-----	317,080,553.75	
	2024-2025					-----	497,000,000.00	108,563,098.80	-----	388,436,901.20	
	2024					-----	17,276,596,000.00	-283,842.36	14,452,445,623.57	2,823,866,534.07	
	2023-2024					408,131,810.97	-----	16,317,629.00	300,740,028.81	4 6,952,560.00	
	2020-2024					673,438.24	-----	454,224.78	-----	219,213.46	
	2023					3,313,628,705.66	-----	-17,941,750.39	2,885,041,110.28	410,645,844.99	
	2022-2023					212,059,891.62	-----	151,771,470.30	-----	60,288,421.32	
	2022					434,470,304.84	-----	-52,940,000.00	142,495,298.26	239,035,006.58	
	2021-2022					60,498,164.65	-----	29,552,727.35	-----	30,945,437.30	

Footnotes at End of Chapter

Appropriations, Outlays, and Balances - Continued

Appropriation or Fund Account  Title	Account Symbol				Balances, Beginning of Fiscal Year	Appropriations and Other Obligational Authority <sup>1</sup>	Transfers Borrowings and Investment (Net) <sup>2</sup>	Outlays (Net)	Balances Withdrawn and Other Transactions <sup>3</sup>	Balances, End of Fiscal Year	
	Period of Availability	ATA	AID	MAIN SUB							
	2021				196,819,933.41	-----	-----	38,679,240.59	-----	158,140,692.82	
	2020-2021				26,214,149.68	-----	-----	7,063,712.71	-----	19,150,436.97	
	2020				155,806,794.74	-----	-----	18,097,556.82	-----	137,709,237.92	
	2019-2020				225,518,451.07	-----	-----	10,050,438.84	-----	215,468,012.23	
	2019				120,901,787.72	-----	-----	19,261,282.42	101,640,505.30	-----	
	2018-2019				48,416,288.78	-----	-----	4,420,636.82	43,995,651.96	-----	
	No Year				15,125,758.07	360,152,000.00	312,076,000.00	672,582,975.96	-----	14,770,782.11	
Funds Held Outside the Treasury	2024				-----	-----	633,842.36	-----	-----	633,842.36	
	2023				514,809.61	-----	-514,809.61	-----	-----	-----	
	Subtotal		070	0530	000	5,545,100,941.59	18,133,748,000.00	257,347,069.00	18,850,459,525.09	152,588,717.26	4,933,147,768.24
Automation Modernization, U.S. Customs and Border Protection, Homeland Security Fund Resources: Undisbursed Funds	No Year		070	0531	000	1,787,051.23	-----	-----	82,708.21	-----	1,704,343.02
Procurement, Construction, and Improvements, U.S. Customs and Border Protection, Homeland Security Fund Resources: Undisbursed Funds	2024-2028		070	0532	000	-----	92,114,000.00	-----	-----	-----	92,114,000.00
	2022-2028				-----	-----	-----	6,417.48	-----	-----	<sup>5</sup> -6,417.48
	2023-2027				99,900,000.00	-----	-----	6,956,334.41	-----	-----	92,943,665.59
	2024-2026				-----	758,056,000.00	-----	77,378,675.76	-----	-----	680,677,324.24
	2022-2026				250,495,777.86	-----	-----	80,195,478.84	-----	-----	170,300,299.02
	2023-2025				424,304,489.05	-----	-----	257,720,670.73	-----	-----	166,583,818.32
	2021-2025				1,129,533,798.25	-----	-----	195,718,741.74	-----	-----	933,815,056.51
	2022-2024				67,363,271.24	-----	-----	36,913,005.82	-----	-----	30,450,265.42
	2020-2024				1,219,745,066.95	-----	-----	60,618,579.36	-----	-----	1,159,126,487.59
	2021-2023				28,392,500.12	-----	-----	18,882,196.60	-----	-----	9,510,303.52
	2019-2023				515,914,355.96	-----	-----	30,008,949.94	-----	-----	485,905,406.02
	2020-2022				49,842,786.67	-----	-----	22,891,599.33	-----	-----	26,951,187.34
	2018-2022				237,630,652.46	-----	-----	61,255,192.36	-----	-----	176,375,460.10
	2019-2021				296,754,084.04	-----	-----	100,800,780.29	-----	-----	195,953,303.75
	2017-2021				54,730,015.51	-----	-----	5,271,851.35	-----	-----	49,458,164.16
	2018-2020				79,795,365.56	-----	-----	2,554,313.38	-----	-----	77,241,052.18
	2016-2020				7,642,034.62	-----	-----	2,505,029.81	-----	-----	5,137,004.81
	2017-2019				2,224,066.41	-----	-----	790,300.07	1,433,766.34	-----	-----
	2015-2019				9,150,908.66	-----	-----	543,388.42	8,607,520.24	-----	-----
	No Year				5,107,229.48	-1,473,000.00	-----	1,064,399.06	-----	-----	2,569,830.42
	Subtotal		070	0532	000	4,478,526,402.84	848,697,000.00	-----	962,075,904.75	10,041,286.58	4,355,106,211.51

Footnotes at End of Chapter

## Appropriations, Outlays, and Balances - Continued

Appropriation or Fund Account	Account Symbol					Balances, Beginning of Fiscal Year	Appropriations and Other Obligational Authority <sup>1</sup>	Transfers Borrowings and Investment (Net) <sup>2</sup>	Outlays (Net)	Balances Withdrawn and Other Transactions <sup>3</sup>	Balances, End of Fiscal Year
Title	Period of Availability	ATA	AID	MAIN	SUB						
Border Security Fencing, Infrastructure, and Technology, U.S. Customs and Border Protection, Homeland Security Fund Resources: Undisbursed Funds	No Year		070	0533	000	27,618,566.62	-1,842,000.00	-----	3,839,848.96	-----	21,936,717.66
Air and Marine Operations, U.S. Customs and Border Protection, Homeland Security Fund Resources: Undisbursed Funds	No Year		070	0544	000	5,986,401.73	-450,000.00	-----	-766,119.43	-----	6,302,521.16
<b>Special Fund Accounts</b>											
Customs and Border Protection, Immigration User Fees, Border and Transportation Security, Homeland Security Fund Resources: Undisbursed Funds	No Year		070	5087	000	188,444,713.25	830,033,787.93	-----	855,213,245.55	-----	163,265,255.63
Customs and Border Protection, Land Border Inspection Fees, Border and Transportation Security, Homeland Security Fund Resources: Undisbursed Funds	No Year		070	5089	000	8,685,856.63	78,464,090.08	-----	68,469,648.07	-----	18,680,298.64
Immigration Enforcement Account, Border and Transportation Security, Homeland Security Fund Resources: Undisbursed Funds	No Year		070	5451	000	949,230.09	1,224,661.68	-----	922,158.00	-----	1,251,733.77
International Registered Traveler Program Fund, U.S. Customs and Border Protection, Homeland Security Fund Resources: Undisbursed Funds	No Year		070	5543	000	576,361,594.51	369,212,334.34	-----	250,383,604.80	-----	695,190,324.05
APEC Business Travel Card Account, Customs and Border Protection, Homeland Security Fund Resources: Undisbursed Funds	No Year		070	5569	000	2,617,300.24	1,847,673.10	-----	2,862,665.66	-----	1,602,307.68
Electronic System for Travel Authorization, U.S. Customs and Border Protection, Homeland Security Fund Resources: Undisbursed Funds	No Year		070	5595	000	40,006,127.38	51,538,476.00	-----	42,292,129.53	-----	49,252,473.85
Customs and Border Protection, Transfer and Expenses of Operation, Puerto Rico, USCS, Homeland Security Fund Resources: Undisbursed Funds	No Year		070	5687	000	355,059,007.91	283,026,822.10	-----	423,462,242.29	-----	214,623,587.72
Customs and Border Protection Services at User Fee Facilities, U.S. Customs and Border Protection, Homeland Security Fund Resources: Undisbursed Funds	No Year		070	5694	000	14,575,492.44	26,286,645.11	-----	22,381,938.98	-----	18,480,198.57
Customs and Border Protection, Customs User Fees Account, USCS, Homeland Security Fund Resources: Undisbursed Funds	No Year		070	5695	000	746,435,667.35	1,238,978,392.55	-----	905,555,958.12	-----	1,079,858,101.78

Footnotes at End of Chapter

Appropriations, Outlays, and Balances - Continued

Appropriation or Fund Account  Title	Account Symbol					Balances, Beginning of Fiscal Year	Appropriations and Other Obligational Authority <sup>1</sup>	Transfers Borrowings and Investment (Net) <sup>2</sup>	Outlays (Net)	Balances Withdrawn and Other Transactions <sup>3</sup>	Balances, End of Fiscal Year
	Period of Availability	ATA	AID	MAIN	SUB						
9-11 Response and Biometric Exit Account, U.S. Customs and Border Protection, Homeland Security Fund Resources: Undisbursed Funds	No Year		070	5702	000	44,216,790.80	17,545,785.00	-----	37,819,976.43	-----	23,942,599.37
<b>Public Enterprise Funds</b>											
Enhanced Inspectional Services, U.S. Customs and Border Protection, Homeland Security Fund Resources: Undisbursed Funds	No Year		070	4363	000	14,222,506.64	-----	-----	-4,456,968.14	-----	18,679,474.78
<b>Trust Fund Accounts</b>											
Customs and Border Protection, Violent Crime Reduction Trust Fund, USCS, Homeland Security Fund Resources: Undisbursed Funds	No Year		070	8529	000	0.56	-----	-----	-----	-----	0.56
Refunds, Transfers and Expenses, Abandoned and Seized Goods, USCS, Homeland Security Fund Resources: Undisbursed Funds	No Year		070	8789	000	4,335,527.66	1,789,253.27	-----	1,823,392.05	-----	4,301,388.88
Harbor Maintenance Fee Collection, USCS, Homeland Security Fund Resources: Undisbursed Funds	No Year		070	8870	000	254,624.35	3,274,000.00	-----	3,274,000.00	-----	254,624.35
Total, U.S. Customs and Border Protection						12,055,234,351.03	21,883,374,921.16	257,347,069.00	22,425,695,858.92	162,630,003.84	11,607,630,478.43
<b>United States Coast Guard</b>											
<b>General Fund Accounts</b>											
Retired Pay, Coast Guard, Homeland Security Fund Resources: Undisbursed Funds	No Year		070	0602	000	1,088,420,760.19	1,147,244,000.00	-----	1,056,129,473.17	-----	1,179,535,287.02
Operations and Support, Coast Guard, Homeland Security Fund Resources: Undisbursed Funds	2024-2028		070	0610	000	-----	24,717,000.00	-----	6,933,235.00	-----	17,783,765.00
	2023-2027					22,798,876.17	-----	-----	5,078,959.84	-----	17,719,916.33
	2024-2026					-----	20,000,000.00	-----	-----	-----	20,000,000.00
	2022-2026					22,631,466.22	-----	-----	9,499,486.81	-----	13,131,979.41
	2024-2025					-----	100,000,000.00	-----	27,747,225.22	-----	72,252,774.78
	2023-2025					20,000,000.00	-----	-----	-----	-----	20,000,000.00
	2021-2025					9,294,928.03	-----	-----	3,575,306.33	-----	5,719,621.70
	2024					-----	9,885,554,000.00	7,900,000.00	7,353,224,213.87	-----	2,540,229,786.13
	2023-2024					78,999,008.57	-----	31,022,129.00	46,792,393.33	<sup>1</sup> 31,022,129.00	32,206,615.24
	2022-2024					5,000,000.00	-----	-----	71,247.88	-----	4,928,752.12
	2020-2024					9,937,468.24	-----	-----	2,686,922.00	-----	7,250,546.24
	2023					2,532,381,266.20	-----	-38,922,129.00	1,976,825,296.56	-----	516,633,840.64

Footnotes at End of Chapter

## Appropriations, Outlays, and Balances - Continued

Appropriation or Fund Account  Title	Account Symbol				Balances, Beginning of Fiscal Year	Appropriations and Other Obligational Authority <sup>1</sup>	Transfers Borrowings and Investment (Net) <sup>2</sup>	Outlays (Net)	Balances Withdrawn and Other Transactions <sup>3</sup>	Balances, End of Fiscal Year	
	Period of Availability	ATA	AID	MAIN							SUB
	2022-2023				5,828,550.79	-----	-----	2,741,998.18	-----	3,086,552.61	
	2021-2023				10,188,295.04	-----	-----	4,468,840.64	-----	5,719,454.40	
	2019-2023				1,325,265.89	-----	-----	586,861.63	-----	738,404.26	
	2022				787,519,662.96	-----	-----	469,736,222.40	-----	317,783,440.56	
	2021-2022				5,108,222.77	-----	-----	2,687,376.40	-----	2,420,846.37	
	2020-2022				8,079,462.00	-----	-----	2,737,854.27	-----	5,341,607.73	
	2021				225,715,852.99	-----	-----	71,648,874.28	-----	154,066,978.71	
	2020-2021				14,988,765.20	-----	-----	2,310,085.08	-----	12,678,680.12	
	2019-2021				-2,635,730.74	-----	-----	-3,832,296.65	-----	1,196,565.91	
	2020				110,621,921.42	-----	-----	10,562,346.86	-----	100,059,574.56	
	2019-2020				2,349,367.14	-----	-----	1,050,472.52	-----	1,298,894.62	
	2019				91,493,828.64	-----	-----	-1,820,319.26	93,314,147.90	-----	
	2018-2019				1,782,125.68	-----	-----	32,420.26	1,749,705.42	-----	
	2017-2019				3,748,189.47	-----	-----	64,851.53	3,683,337.94	-----	
	No Year				21,285,045.97	-----	-----	-17,232,764.07	-----	38,517,810.04	
Funds Held Outside the Treasury	2021				542,300.00	-----	-----	-----	-----	542,300.00	
	Subtotal		070	0610	000	3,988,984,138.65	10,030,271,000.00	-----	9,978,177,110.91	129,769,320.26	3,911,308,707.48
Environmental Compliance and Restoration, Coast Guard, Homeland Security Fund Resources:											
Undisbursed Funds	2018-2022		070	0611	000	1,655,165.56	-----	-----	917,702.60	-----	737,462.96
	2017-2021				509,552.23	-----	-----	59,903.86	-----	449,648.37	
	2016-2020				2,030,125.26	-----	-----	41,867.64	-----	1,988,257.62	
	2015-2019				233,138.50	-----	-----	20,086.31	213,052.19	-----	
	No Year				634,171.74	-----	-----	24,821.00	-----	609,350.74	
	Subtotal		070	0611	000	5,062,153.29	-----	1,064,381.41	213,052.19	3,784,719.69	
Procurement, Construction, and Improvements, Coast Guard, Homeland Security Fund Resources:											
Undisbursed Funds	2024-2028		070	0613	000	-----	1,393,950,000.00	-----	17,645,509.73	-----	1,376,304,490.27
	2023-2027				1,737,859,541.36	-----	-----	194,437,791.07	-----	1,543,421,750.29	
	2022-2026				2,101,990,103.39	-----	-----	359,870,403.19	-----	1,724,119,700.20	
	2021-2025				1,564,669,468.33	-150,000,000.00	18,000,000.00	286,713,941.80	-----	1,145,955,526.53	
	2020-2024				738,385,690.92	-----	-----	247,968,805.81	-----	490,416,885.11	
	2019-2023				1,296,494,261.73	-----	-----	317,825,849.21	-----	978,668,412.52	
	2018-2022				908,440,009.00	-----	-----	196,237,789.44	-----	712,202,219.56	
	2017-2021				41,641,006.04	-----	-----	22,097,158.06	-----	19,543,847.98	
	2016-2020				51,961,174.44	-----	-----	14,247,879.67	-----	37,713,294.77	
	2015-2019				33,267,677.29	-----	-----	-25,093.69	33,292,770.98	-----	
	No Year				41,241,188.67	-7,412.00	-----	185,623.75	-----	41,048,152.92	

Footnotes at End of Chapter

Appropriations, Outlays, and Balances - Continued

Appropriation or Fund Account  Title	Account Symbol				Balances, Beginning of Fiscal Year	Appropriations and Other Obligational Authority <sup>1</sup>	Transfers Borrowings and Investment (Net) <sup>2</sup>	Outlays (Net)	Balances Withdrawn and Other Transactions <sup>3</sup>	Balances, End of Fiscal Year
	Period of Availability	ATA	AID	MAIN SUB						
Subtotal		070	0613	000	8,515,950,121.17	1,243,942,588.00	-----	1,657,205,658.04	33,292,770.98	8,069,394,280.15
Alteration of Bridges, Coast Guard, Homeland Security Fund Resources:										
Undisbursed Funds	No Year	070	0614	000	0.96	-----	-----	-----	-----	0.96
Research and Development, Coast Guard, Homeland Security Fund Resources:										
Undisbursed Funds	2024-2026	070	0615	000	-----	6,976,000.00	-----	76,968.81	-----	6,899,031.19
	2023-2025				5,940,035.79	-----	-----	5,255,363.18	-----	684,672.61
	2022-2024				2,013,059.20	-----	-----	1,827,276.74	-----	185,782.46
	2021-2023				4,455,631.71	-----	-----	3,014,973.20	-----	1,440,658.51
	2020-2022				501,774.72	-----	-----	-13,749.17	-----	515,523.89
	2019-2021				880,418.41	-----	-----	318,248.39	-----	562,170.02
	2018-2020				139,388.29	-----	-----	-----	-----	139,388.29
	2017-2019				105,419.90	-----	-----	-----	105,419.90	-----
	No Year				131,981.63	-----	-----	-----	-----	131,981.63
Subtotal		070	0615	000	14,167,709.65	6,976,000.00	-----	10,479,081.15	105,419.90	10,559,208.60
Medicare-Eligible Retiree Health Fund Contribution, United States Coast Guard, Homeland Security Fund Resources:										
Undisbursed Funds	2024	070	0616	000	-----	265,320,552.00	-----	265,320,552.00	-----	-----
<b>Special Fund Accounts</b>										
U.S. Coast Guard Housing Special Fund, Coast Guard, Homeland Security Fund Resources:										
Undisbursed Funds	No Year	070	5710	000	<sup>6</sup> 62,478,954.40	7,575,912.51	-----	4,356,902.60	-----	65,697,964.31
<b>Intragovernmental Funds</b>										
Supply Fund, USCG, Homeland Security Fund Resources:										
Undisbursed Funds	No Year	070	4535	000	38,299,172.68	-----	-----	5,316,676.82	-----	32,982,495.86
Yard Fund, USCG, Homeland Security Fund Resources:										
Undisbursed Funds	No Year	070	4743	000	103,893,685.71	-----	-----	13,362,298.80	-----	90,531,386.91
<b>Trust Fund Accounts</b>										
Sport Fish Restoration and Boating Trust Fund, Homeland Security Fund Resources:										
Undisbursed Funds	No Year	070	8147	000	28,495,363.91	85,865,803.44	-116,904,874.25	-----	-----	<sup>5</sup> -2,543,706.90
Unrealized Discount on Investments					-89,202,698.30	-----	15,945,977.94	-----	-----	-73,256,720.36
Investments in US Treasury Securities					2,384,319,912.54	-----	100,958,896.31	-----	-----	2,485,278,808.85
Subtotal		070	8147	000	2,323,612,578.15	85,865,803.44	-----	-----	-----	2,409,478,381.59

Footnotes at End of Chapter

## Appropriations, Outlays, and Balances - Continued

Appropriation or Fund Account  Title	Account Symbol				Balances, Beginning of Fiscal Year	Appropriations and Other Obligational Authority <sup>1</sup>	Transfers Borrowings and Investment (Net) <sup>2</sup>	Outlays (Net)	Balances Withdrawn and Other Transactions <sup>3</sup>	Balances, End of Fiscal Year	
	Period of Availability	ATA	AID	MAIN							SUB
Boat Safety, USCG, Homeland Security Fund Resources: Undisbursed Funds	No Year		070	8149	000	-5,801,532.78	171,846,079.44	-----	149,869,305.04	-----	16,175,241.62
Oil Spill Liability Trust Fund-Treasury Managed, Homeland Security Fund Resources: Undisbursed Funds	No Year		070	8185	000	19,578,721.18	727,150,253.34	-729,713,556.94	165,000.00	-----	16,850,417.58
Unrealized Discount on Investments						-179,965,162.14	-----	-21,905,155.38	-----	-----	-201,870,317.52
Investments in US Treasury Securities						9,241,675,539.49	-----	752,154,460.12	-----	-----	9,993,829,999.61
Subtotal			070	8185	000	9,081,289,098.53	727,150,253.34	535,747.80	165,000.00	-----	9,808,810,099.67
Payment of Claims (Oil Spill Liability Trust Fund), Homeland Security Fund Resources: Undisbursed Funds	No Year		070	8312	000	-----	12,465,712.38	-----	12,465,712.38	-----	-----
Trust Fund Share of Expenses, USCG, Homeland Security Fund Resources: Undisbursed Funds	2024		070	8314	000	-----	45,000,000.00	-----	45,000,000.00	-----	-----
Oil Spill Recovery, USCG, Homeland Security Fund Resources: Undisbursed Funds	No Year		070	8349	000	6,133,195.68	46,447,085.23	-----	49,358,919.62	-----	3,221,361.29
General Gift Fund, USCG, Homeland Security Fund Resources: Undisbursed Funds	No Year		070	8533	000	3,761,487.63	2,924,454.81	-4,989.18	3,390,432.23	-----	3,290,521.03
Unrealized Discount on Investments						-61,692.01	-----	-61.48	-----	-----	-61,753.49
Investments in US Treasury Securities						1,305,372.51	-----	5,050.66	-----	-----	1,310,423.17
Subtotal			070	8533	000	5,005,168.13	2,924,454.81	-----	3,390,432.23	-----	4,539,190.71
Total, United States Coast Guard						25,227,495,204.41	13,793,029,441.15	535,747.80	13,251,661,504.17	163,380,563.33	25,606,018,325.86
<b>National Protection and Programs Directorate</b>											
<b>General Fund Accounts</b>											
Operations and Support, Cybersecurity and Infrastructure Security Agency, Homeland Security Fund Resources: Undisbursed Funds	2018-2019		070	0117	000	4,125,117.53	-----	-----	-3,000.00	4,128,117.53	-----
Procurement, Construction, and Improvements, Cybersecurity and Infrastructure Security Agency, Homeland Security Fund Resources: Undisbursed Funds	2023-2027		070	0412	000	27,100,000.00	-3,500,000.00	-----	-----	-----	23,600,000.00
	2024-2026					-----	489,401,000.00	-----	121,406,277.49	-----	367,994,722.51
	2023-2025					388,419,380.60	-----	-----	267,054,082.54	-----	121,365,298.06
	2022-2024					177,302,830.80	-----	-----	133,493,095.00	-----	43,809,735.80
	2021-2023					79,038,714.54	-----	-----	64,941,312.10	-----	14,097,402.44
	2020-2022					15,653,085.80	-----	-----	4,053,042.49	-----	11,600,043.31
	2019-2021					17,661,413.64	-----	-----	769,404.08	-----	16,892,009.56

Footnotes at End of Chapter

Appropriations, Outlays, and Balances - Continued

Appropriation or Fund Account  Title	Account Symbol				Balances, Beginning of Fiscal Year	Appropriations and Other Obligational Authority <sup>1</sup>	Transfers Borrowings and Investment (Net) <sup>2</sup>	Outlays (Net)	Balances Withdrawn and Other Transactions <sup>3</sup>	Balances, End of Fiscal Year	
	Period of Availability	ATA	AID	MAIN							SUB
	2018-2019				17,750,974.61	-----	-----	74,594.39	17,676,380.22	-----	
	Subtotal		070	0412	000	722,926,399.99	485,901,000.00	-----	591,791,808.09	17,676,380.22	599,359,211.68
Office of Biometric Identity Management, Departmental Management, Intelligence, Situational Awareness, and Oversight, Homeland Security Fund Resources: Undisbursed Funds	No Year		070	0521	000	2,961,853.14	-----	-----	581,461.85	-----	2,380,391.29
Federal Protective Service, Management Directorate, Departmental Management, Intelligence, Situational Awareness, and Oversight, Homeland Security Fund Resources: Undisbursed Funds	No Year		070	0542	000	1,071,376,342.55	-----	-----	-165,462,349.14	-----	1,236,838,691.69
Infrastructure Protection and Information Security, Cybersecurity and Infrastructure Security Agency, Homeland Security Fund Resources: Undisbursed Funds	No Year		070	0565	000	172,486.27	-----	-----	-----	-----	172,486.27
Operations and Support, Cybersecurity and Infrastructure Security Agency, Homeland Security Fund Resources: Undisbursed Funds	2022-2026		070	0566	000	31,947,251.68	-----	-----	9,743,098.30	-----	22,204,153.38
	2024-2025				-----	24,424,000.00	-----	-----	2,603,438.07	-----	21,820,561.93
	2024				-----	2,358,390,000.00	-----	-----	1,186,442,901.94	-----	1,171,947,098.06
	2023-2024				31,823,539.90	-----	1,771,050.00	-----	28,237,693.52	4 1,407,050.00	3,949,846.38
	2019-2024				-7,178.32	-----	-----	-----	-8,278.97	-----	1,100.65
	2023				1,223,366,246.21	-----	-1,771,050.00	-----	1,078,777,608.76	-----	142,817,587.45
	2022-2023				10,728,963.74	-----	-----	-----	8,014,618.80	-----	2,714,344.94
	2021-2023				83,494,476.41	-----	-----	-----	71,206,557.66	-----	12,287,918.75
	2022				138,946,538.33	-----	-8,680,000.00	-----	62,965,890.71	-----	67,300,647.62
	2021-2022				598,358.93	-----	-----	-----	94,652.60	-----	503,706.33
	2021				78,145,049.10	-----	-----	-----	3,064,730.93	-----	75,080,318.17
	2020-2021				6,064,846.24	-----	-----	-----	2,810.36	-----	6,062,035.88
	2020				69,250,157.95	-----	-----	-----	988,097.07	-----	68,262,060.88
	2019-2020				1,684,531.23	-----	-----	-----	-----	-----	1,684,531.23
	2019				48,611,923.18	-----	-----	-----	-185,143.21	48,797,066.39	-----
	2018-2019				154,907.42	-----	-----	-----	-----	154,907.42	-----
	No Year				9,700,972.75	6,000,000.00	-----	-----	3,798,065.80	-----	11,902,906.95
	Subtotal		070	0566	000	1,734,510,584.75	2,388,814,000.00	-8,680,000.00	2,455,746,742.34	50,359,023.81	1,608,538,818.60
Research and Development, Cybersecurity and Infrastructure Security Agency, Homeland Security Fund Resources: Undisbursed Funds	2024-2025		070	0805	000	-----	793,000.00	-----	-----	-----	793,000.00
	2023-2024				7,120,250.00	-2,000,000.00	-----	-----	609,574.08	-----	4,510,675.92
	2022-2023				7,537,514.41	-----	-97,000.00	-----	5,225,049.36	-----	2,215,465.05
	2021-2022				855,205.33	-----	-----	-----	554,480.38	-----	300,724.95

Footnotes at End of Chapter



## Appropriations, Outlays, and Balances - Continued

Appropriation or Fund Account  Title	Account Symbol				Balances, Beginning of Fiscal Year	Appropriations and Other Obligational Authority <sup>1</sup>	Transfers Borrowings and Investment (Net) <sup>2</sup>	Outlays (Net)	Balances Withdrawn and Other Transactions <sup>3</sup>	Balances, End of Fiscal Year
	Period of Availability	ATA	AID	MAIN						
	2020-2021				1,314,606.31	-----	-----	-----	-----	1,314,606.31
	2019-2020				1,574,058.36	-----	-----	-3,849.36	-----	1,577,907.72
	2018-2019				1,531,786.07	-----	-----	22,144.10	1,509,641.97	-----
	Subtotal		070	0805	19,933,420.48	-1,207,000.00	-97,000.00	6,407,398.56	1,509,641.97	10,712,379.95
Operating Expenses, Cybersecurity and Infrastructure Security Agency, Homeland Security Fund Resources:										
Undisbursed Funds	No Year		070	0900	0.84	-----	-----	-----	-----	0.84
Cybersecurity Response and Recovery Fund, Cybersecurity and Infrastructure Security Agency, Homeland Security Fund Resources:										
Undisbursed Funds	2024-2028		070	1911	-----	19,950,000.00	-----	-----	-----	19,950,000.00
	2023-2028				19,950,000.00	-----	-----	-----	-----	19,950,000.00
	2022-2028				19,950,000.00	-----	-----	-----	-----	19,950,000.00
	Subtotal		070	1911	39,900,000.00	19,950,000.00	-----	-----	-----	59,850,000.00
Total, National Protection and Programs Directorate					3,595,906,205.55	2,893,458,000.00	-8,777,000.00	2,889,062,061.70	73,673,163.53	3,517,851,980.32
<b>Federal Emergency Management Agency</b>										
<b>General Fund Accounts</b>										
Federal Assistance, Federal Emergency Management Agency, Homeland Security Fund Resources:										
Undisbursed Funds	2024-2026		070	0413	-----	230,000,000.00	-----	-----	-----	230,000,000.00
	2024-2025				-----	940,000,000.00	-----	-----	-----	940,000,000.00
	2021-2025				378,539,787.63	-----	-----	128,516,873.21	-----	250,022,914.42
	2024				-----	2,754,544,369.00	355,000,000.00	103,636,087.43	-----	3,005,908,281.57
	2023-2024				896,000,000.00	-----	-----	96,184,829.32	-----	799,815,170.68
	2023				3,035,912,158.17	-----	-26,587,000.00	489,173,620.42	-----	2,520,151,537.75
	2022-2023				746,594,330.39	-----	-590,000.00	229,655,441.67	-----	516,348,888.72
	2022				2,047,812,734.27	-----	-2,429,000.00	712,189,698.04	-----	1,333,194,036.23
	2021-2022				567,941,314.01	-----	-----	215,386,445.77	-----	352,554,868.24
	2021				1,056,614,383.54	-----	-----	514,903,130.85	-----	541,711,252.69
	2020-2021				379,445,599.80	-----	-----	147,221,806.00	-----	232,223,793.80
	2020				518,332,825.23	-----	-----	324,029,960.42	-----	194,302,864.81
	2019-2020				168,281,313.59	-----	-----	74,575,611.44	-----	93,705,702.15
	2019				182,749,704.37	-----	-----	115,113,149.84	67,636,554.53	-----
	2018-2019				131,683,121.77	-----	-----	23,624,561.77	108,058,560.00	-----
	No Year				2,485,328,574.37	662,475,000.00	-482,143,518.90	448,933,789.37	-----	2,216,726,266.10
	Subtotal		070	0413	12,595,235,847.14	4,587,019,369.00	-156,749,518.90	3,623,145,005.55	175,695,114.53	13,226,665,577.16

Footnotes at End of Chapter

Appropriations, Outlays, and Balances - Continued

Appropriation or Fund Account  Title	Account Symbol				Balances, Beginning of Fiscal Year	Appropriations and Other Obligational Authority <sup>1</sup>	Transfers Borrowings and Investment (Net) <sup>2</sup>	Outlays (Net)	Balances Withdrawn and Other Transactions <sup>3</sup>	Balances, End of Fiscal Year
	Period of Availability	ATA	AID	MAIN						
Procurement, Construction, and Improvements, Federal Emergency Management Agency, Homeland Security Fund Resources: Undisbursed Funds	2024-2028		070	0414	000	36,250,000.00				36,250,000.00
	2022-2028							-13,092,104.56		13,092,104.56
	2023-2027					73,324,036.76		18,523,392.33		54,800,644.43
	2024-2026						63,278,000.00	10,845,833.93		52,432,166.07
	2022-2026					99,806,306.97		28,492,654.73		71,313,652.24
	2023-2025					93,942,688.59		61,444,968.09		32,497,720.50
	2021-2025					28,750,121.20		14,739,516.44		14,010,604.76
	2022-2024					22,698,328.99		11,836,081.63		10,862,247.36
	2020-2024					14,270,458.96		9,932,816.75		4,337,642.21
	2021-2023					3,760,472.37		3,116,208.14		644,264.23
	2019-2023					11,200,433.35		6,684,406.15		4,516,027.20
	2020-2022					3,746,490.39		219,060.00		3,527,430.39
	2019-2021					2,077,400.61		208,354.60		1,869,046.01
	2018-2020					1,437.94				1,437.94
	2018-2019					1,950,724.80		125,743.50	1,824,981.30	
	Subtotal		070	0414	000	355,528,900.93	99,528,000.00	153,076,931.73	1,824,981.30	300,154,987.90
Flood Hazard Mapping and Risk Analysis Program, Federal Emergency Management Agency, Homeland Security Fund Resources: Undisbursed Funds	No Year		070	0500	000	14,742,254.99		-8,405,472.00	1,040,616.90	5,296,166.09
State and Local Programs, Federal Emergency Management Agency, Homeland Security Fund Resources: Undisbursed Funds	No Year		070	0560	000	0.44				0.44
Operations and Support, Federal Emergency Management Agency, Homeland Security Fund Resources: Undisbursed Funds	2024-2027		070	0700	000		10,000,000.00			10,000,000.00
	2022-2026					65,584,310.15		2,736,148.74		62,848,161.41
	2024						1,483,990,000.00	7,293,117.00	1,010,199,942.73	481,083,174.27
	2023-2024							2,454,920.00		<sup>4</sup> 2,454,920.00
	2023					500,234,313.91		-2,568,920.00	399,485,669.71	98,179,724.20
	2022					115,144,750.44		-9,802,000.00	65,535,194.25	39,807,556.19
	2021-2022					2.00				2.00
	2021					31,113,547.86			11,751,672.78	19,361,875.08
	2020-2021					1,608,864.31				1,608,864.31
	2020					23,136,698.76			5,984,765.16	17,151,933.60
	2019-2020					82.37				82.37

Footnotes at End of Chapter

**Appropriations, Outlays, and Balances - Continued**

Appropriation or Fund Account  Title	Account Symbol				Balances, Beginning of Fiscal Year	Appropriations and Other Obligational Authority <sup>1</sup>	Transfers Borrowings and Investment (Net) <sup>2</sup>	Outlays (Net)	Balances Withdrawn and Other Transactions <sup>3</sup>	Balances, End of Fiscal Year	
	Period of Availability	ATA	AID	MAIN							SUB
	2019				41,600,274.30	-----	-----	23,739,990.52	17,860,283.78	-----	
	2018-2019				1,169,945.69	-----	-----	39,473.28	1,130,472.41	-----	
	No Year				54,201,259.74	12,000,000.00	-----	9,909,904.12	-----	56,291,355.62	
	Subtotal		070	0700	000	833,794,049.53	1,505,990,000.00	-2,622,883.00	1,529,382,761.29	21,445,676.19	786,332,729.05
Disaster Relief Fund, Federal Emergency Management Agency, Homeland Security											
Fund Resources:											
Undisbursed Funds											
	2024-2025		070	0702	000	-----	-----	-34,925,126.31	-----	34,925,126.31	
	2021-2025					11,943,262,202.86	-----	2,071,960,511.90	-----	9,871,301,690.96	
	2023-2024					26,207,978.48	-----	796,236.56	-----	25,411,741.92	
	2022-2023					4,974,411.03	-----	4,835,845.00	-----	138,566.03	
	2020-2021					548,093.64	-----	-----	-----	548,093.64	
	2019-2020					32,662,024.19	-----	-----	-----	32,662,024.19	
	2018-2019					8,253,563.96	-----	-----	8,253,563.96	-----	
	No Year					67,388,672,961.54	36,458,500,000.00	7,200,463.88	27,455,746,018.93	-----	76,398,627,406.49
	Subtotal		070	0702	000	79,404,581,235.70	36,458,500,000.00	7,200,463.88	29,498,413,486.08	8,253,563.96	86,363,614,649.54
Disaster Assistance Direct Loan Program Account, Federal Emergency Management Agency, Homeland Security											
Fund Resources:											
Undisbursed Funds											
	No Year		070	0703	000	70,872,224.08	1,855,691.79	123,000,000.00	40,447,412.15	-----	155,280,503.72
Emergency Food and Shelter, Federal Emergency Management Agency, Homeland Security											
Fund Resources:											
Undisbursed Funds											
	No Year		070	0707	000	0.07	-----	-----	-----	-----	0.07
Administrative and Regional Operations, Emergency Preparedness and Response, Homeland Security											
Fund Resources:											
Undisbursed Funds											
	No Year		070	0712	000	2.31	-----	-----	-----	-----	2.31
Radiological Emergency Preparedness Program, Federal Emergency Management Agency, Homeland Security											
Fund Resources:											
Undisbursed Funds											
	No Year		070	0715	000	47,886,410.88	-----	-----	-7,051,790.98	-----	54,938,201.86
National Predisaster Mitigation Fund, Federal Emergency Management Agency, Homeland Security											
Fund Resources:											
Undisbursed Funds											
	No Year		070	0716	000	42,794,958.42	-5,821,000.00	-10,944,589.98	7,318,705.07	-----	18,710,663.37
Herman's Peak/Calf Canyon Fire Assistance Account, Federal Emergency Management Agency, Homeland Security											
Fund Resources:											
Undisbursed Funds											
	No Year		070	1912	000	3,870,807,800.44	-----	-----	1,485,918,767.57	-----	2,384,889,032.87
<b>Special Fund Accounts</b>											

Footnotes at End of Chapter

**Appropriations, Outlays, and Balances - Continued**

Appropriation or Fund Account  Title	Account Symbol				Balances, Beginning of Fiscal Year	Appropriations and Other Obligational Authority <sup>1</sup>	Transfers Borrowings and Investment (Net) <sup>2</sup>	Outlays (Net)	Balances Withdrawn and Other Transactions <sup>3</sup>	Balances, End of Fiscal Year
	Period of Availability	ATA	AID	MAIN SUB						
National Flood Insurance Reserve Fund, Homeland Security Fund Resources:										
Undisbursed Funds	No Year		070	5701 000	472,717,178.17	1,091,613,359.40	-840,858,980.71	301,585,084.52	-----	421,886,472.34
Unrealized Discount on Investments					-66,485,116.14	-----	-716,696,066.16	-----	-----	-783,181,182.30
Investments in US Treasury Securities					3,390,790,410.85	-----	1,557,555,046.87	-----	-----	4,948,345,457.72
Subtotal			070	5701 000	3,797,022,472.88	1,091,613,359.40	-----	301,585,084.52	-----	4,587,050,747.76
<b>Public Enterprise Funds</b>										
National Flood Insurance Fund, Federal Emergency Management Agency, Homeland Security Fund Resources:										
Undisbursed Funds	No Year		070	4236 000	4,512,644,337.42	698,250,000.00	-----	-418,486,086.37	-----	5,629,380,423.79
Authority to Borrow from the Treasury					-----	6,600,000,000.00	-6,600,000,000.00	-----	-----	-----
Subtotal			070	4236 000	4,512,644,337.42	7,298,250,000.00	-6,600,000,000.00	-418,486,086.37	-----	5,629,380,423.79
Total, Federal Emergency Management Agency					105,545,910,495.23	51,036,935,420.19	-6,648,522,000.00	36,214,790,893.51	207,219,335.98	113,512,313,685.93
<b>Science and Technology</b>										
<b>General Fund Accounts</b>										
Procurement, Construction, and Improvements, Science and Technology Directorate, Homeland Security. Fund Resources:										
Undisbursed Funds	2024-2028		070	0415 000	-----	61,000,000.00	-----	-----	-----	61,000,000.00
	2023-2027				55,181,917.23	-----	-----	14,068,605.65	-----	41,113,311.58
	2022-2026				12,062,239.74	-----	-----	2,793,382.04	-----	9,268,857.70
	2021-2025				7,714,697.64	-----	-----	3,411,962.20	-----	4,302,735.44
Subtotal			070	0415 000	74,958,854.61	61,000,000.00	-----	20,273,949.89	-----	115,684,904.72
Operations and Support, Science and Technology Directorate, Homeland Security Fund Resources:										
Undisbursed Funds	2024-2025		070	0800 000	-----	206,093,000.00	-----	71,069,881.96	-----	135,023,118.04
	2024				-----	163,718,000.00	-----	113,461,434.88	-----	50,256,565.12
	2023-2024				141,376,495.48	-----	51,440.00	108,945,599.16	4 51,440.00	32,430,896.32
	2023				62,679,166.87	-----	-59,059.00	56,017,663.08	-----	6,602,444.79
	2022-2023				34,506,280.14	-----	-119,000.00	28,327,388.26	-----	6,059,891.88
	2022				6,348,218.84	-----	-805,000.00	2,069,578.40	-----	3,473,640.44
	2021-2022				11,493,200.36	-----	-----	2,005,057.52	-----	9,488,142.84
	2021				3,039,102.27	-----	-----	2,339.17	-----	3,036,763.10
	2020-2021				6,956,432.64	-----	-----	371,062.18	-----	6,585,370.46
	2020				5,081,898.08	-----	-----	355,824.98	-----	4,726,073.10
	2019-2020				7,737,220.38	-----	-----	501,753.13	-----	7,235,467.25
	2019				6,209,213.79	-----	-----	34,912.46	6,174,301.33	-----
	2018-2019				7,639,999.18	-----	-----	36,543.54	7,603,455.64	-----
	2015-2019				3,424,134.03	-----	-----	-13,097.64	3,437,231.67	-----

Footnotes at End of Chapter

**Appropriations, Outlays, and Balances - Continued**

Appropriation or Fund Account  Title	Account Symbol				Balances, Beginning of Fiscal Year	Appropriations and Other Obligational Authority <sup>1</sup>	Transfers Borrowings and Investment (Net) <sup>2</sup>	Outlays (Net)	Balances Withdrawn and Other Transactions <sup>3</sup>	Balances, End of Fiscal Year
	Period of Availability	ATA	AID	MAIN						
	No Year				14,921,809.78	-900,000.00	-----	-1,688,506.53	-----	15,710,316.31
	Subtotal		070	0800	311,413,171.84	368,911,000.00	-931,619.00	381,497,434.55	17,266,428.64	280,628,689.65
Research and Development, Science and Technology Directorate, Homeland Security Fund Resources:										
Undisbursed Funds	2024-2026		070	0803	-----	310,823,000.00	-----	29,401,965.72	-----	281,421,034.28
	2022-2026				143,418,099.81	-----	-----	34,489,644.62	-----	108,928,455.19
	2023-2025				438,667,213.16	-----	-----	180,001,830.96	-----	258,665,382.20
	2022-2024				292,586,916.56	-----	-----	179,013,081.47	-----	113,573,835.09
	2021-2023				105,184,380.77	-----	-----	74,853,687.51	-----	30,330,693.26
	2020-2022				19,680,927.03	-----	-----	11,807,923.92	-----	7,873,003.11
	2019-2021				15,534,036.94	-----	-----	1,635,391.09	-----	13,898,645.85
	2018-2020				16,207,237.72	-----	-----	607,100.12	-----	15,600,137.60
	2017-2019				12,181,370.22	-----	-----	-555,795.08	12,737,165.30	-----
	Subtotal		070	0803	1,043,460,182.21	310,823,000.00	-----	511,254,830.33	12,737,165.30	830,291,186.58
Total, Science and Technology					1,429,832,208.66	740,734,000.00	-931,619.00	913,026,214.77	30,003,593.94	1,226,604,780.95
<b>Domestic Nuclear Detection Office</b>										
<b>General Fund Accounts</b>										
Federal Assistance, Countering Weapons of Mass Destruction Office, Homeland Security Fund Resources:										
Undisbursed Funds	2024-2026		070	0411	-----	142,885,000.00	-----	17,660,897.11	-----	125,224,102.89
	2023-2025				119,196,582.90	-----	-----	63,431,880.60	-----	55,764,702.30
	2022-2024				50,011,191.97	-----	-----	19,032,611.40	-----	30,978,580.57
	2021-2023				23,530,745.97	-----	-----	9,405,106.99	-----	14,125,638.98
	2020-2022				14,061,327.57	-----	-----	5,839,978.22	-----	8,221,349.35
	2019-2021				10,756,039.13	-----	-----	2,153,256.16	-----	8,602,782.97
	2018-2020				12,671,986.08	-----	-----	9,781,835.80	-----	2,890,150.28
	2017-2019				10,012,220.71	-----	-----	2,641,038.55	7,371,182.16	-----
	Subtotal		070	0411	240,240,094.33	142,885,000.00	-----	129,946,604.83	7,371,182.16	245,807,307.34
Research and Development, Countering Weapons of Mass Destruction Office, Homeland Security Fund Resources:										
Undisbursed Funds	2024-2026		070	0860	-----	60,938,000.00	-----	3,683,819.65	-----	57,254,180.35
	2023-2025				61,509,055.42	-11,208,000.00	-----	28,557,867.42	-----	21,743,188.00
	2022-2024				28,695,946.60	-2,000,000.00	-----	19,395,770.78	-----	7,300,175.82
	2021-2023				10,588,519.67	-----	-----	5,146,328.08	-----	5,442,191.59
	2020-2022				8,671,031.47	-----	-----	782,003.98	-----	7,889,027.49
	2019-2021				3,232,158.62	-----	-----	352,322.25	-----	2,879,836.37
	2018-2020				8,722,399.64	-----	-----	49,366.77	-----	8,673,032.87

Footnotes at End of Chapter

Appropriations, Outlays, and Balances - Continued

Appropriation or Fund Account  Title	Account Symbol				Balances, Beginning of Fiscal Year	Appropriations and Other Obligational Authority <sup>1</sup>	Transfers Borrowings and Investment (Net) <sup>2</sup>	Outlays (Net)	Balances Withdrawn and Other Transactions <sup>3</sup>	Balances, End of Fiscal Year	
	Period of Availability	ATA	AID	MAIN SUB							
	2017-2019				7,103,129.55	-----	-----	11,967.90	7,091,161.65	-----	
	No Year				4,164,514.09	-11,478.00	-----	638.00	-----	4,152,398.09	
	Subtotal		070	0860	000	132,686,755.06	47,718,522.00	-----	57,980,084.83	7,091,161.65	115,334,030.58
Operations and Support, Countering Weapons of Mass Destruction Office, Homeland Security Fund Resources:											
Undisbursed Funds	2024-2025		070	0861	000	-----	69,364,000.00	-----	12,566,366.67	-----	56,797,633.33
	2024					-----	89,216,000.00	-----	62,109,901.77	-----	27,106,098.23
	2023-2024					38,234,435.75	-----	73,440.00	30,647,762.52	4 73,440.00	7,586,673.23
	2023					42,342,539.51	-----	-73,440.00	31,393,788.63	-----	10,875,310.88
	2022-2023					19,908,544.05	-----	-239,000.00	14,654,707.10	-----	5,014,836.95
	2022					9,352,043.35	-----	-617,000.00	3,048,183.03	-----	5,686,860.32
	2021-2022					2,460,750.56	-----	-----	96,876.23	-----	2,363,874.33
	2021					16,070,541.65	-----	-----	2,035,060.13	-----	14,035,481.52
	2020					17,357,944.33	-----	-----	948,846.12	-----	16,409,098.21
	2019					22,658,702.63	-----	-----	726,893.81	21,931,808.82	-----
	Subtotal		070	0861	000	168,385,501.83	158,580,000.00	-856,000.00	158,228,386.01	22,005,248.82	145,875,867.00
Procurement, Construction, and Improvements, Countering Weapons of Mass Destruction Office, Homeland Security Fund Resources:											
Undisbursed Funds	2024-2026		070	0862	000	-----	42,338,000.00	-----	1,227,727.24	-----	41,110,272.76
	2023-2025					73,438,458.89	-19,700,000.00	-----	15,316,575.85	-----	38,421,883.04
	2022-2024					51,557,759.77	-2,900,000.00	-----	23,463,257.67	-----	25,194,502.10
	2021-2023					24,817,999.24	-----	-----	21,594,526.68	-----	3,223,472.56
	2020-2022					16,756,420.72	-----	-----	11,958,860.77	-----	4,797,559.95
	2019-2021					7,989,840.23	-----	-----	-91,605.26	-----	8,081,445.49
	2018-2020					2,673,284.57	-----	-----	3,394.84	-----	2,669,889.73
	2017-2019					2,937,666.13	-----	-----	244,147.14	2,693,518.99	-----
	Subtotal		070	0862	000	180,171,429.55	19,738,000.00	-----	73,716,884.93	2,693,518.99	123,499,025.63
Total, Domestic Nuclear Detection Office						721,483,780.77	368,921,522.00	-856,000.00	419,871,960.60	39,161,111.62	630,516,230.55
<b>Management Directorate</b>											
<b>General Fund Accounts</b>											
Nonrecurring Expenses Fund, Management Directorate, Departmental Management, Intelligence, Situational Awareness, and Oversight, Homeland Security Fund Resources:											
Undisbursed Funds	No Year		070	1914	000	17,798,955.00	-----	176,511,000.00	5,279,251.60	4 699,662.00	188,331,041.40
Total, Management Directorate						17,798,955.00	-----	176,511,000.00	5,279,251.60	699,662.00	188,331,041.40
<b>Deductions for Offsetting Receipts</b>											
Proprietary Receipts from the Public						-----	-1,347,667,522.11	-----	-1,347,667,522.11	-----	-----

Footnotes at End of Chapter

**Appropriations, Outlays, and Balances - Continued**

Appropriation or Fund Account  Title	Account Symbol				Balances, Beginning of Fiscal Year	Appropriations and Other Obligational Authority <sup>1</sup>	Transfers Borrowings and Investment (Net) <sup>2</sup>	Outlays (Net)	Balances Withdrawn and Other Transactions <sup>3</sup>	Balances, End of Fiscal Year	
	Period of Availability	ATA	AID	MAIN							SUB
Intrabudgetary Receipts Deducted by Agency					-----	-481,738,612.41	-----	-481,738,612.41	-----	-----	
Offsetting Governmental Receipts					-----	-14,110,221,325.74	-----	-14,110,221,325.74	-----	-----	
Total, Offsetting Receipts					-----	-15,939,627,460.26	-----	-15,939,627,460.26	-----	-----	
Total, Department of Homeland Security					165,699,485,682.68	104,682,879,987.44	-6,253,841,426.20	89,290,216,220.96	1,046,543,397.71	173,791,764,625.25	
<b>Memorandum</b>											
<b>Financing Accounts</b>											
<b>Public Enterprise Funds</b>											
Disaster Assistance Direct Loan Financing Account, Emergency Preparedness and Response, Homeland Security Fund Resources:											
Undisbursed Funds	No Year		070	4234	000	881,105.67	-----	3,297,634.40	3,370,694.38	-----	808,045.69
Authority to Borrow from the Treasury						8,805,049.51	10,832,499.37	-5,309,734.20	-----	2,149,505.58	12,178,309.10
Subtotal	Subtotal		070	4234	000	9,686,155.18	10,832,499.37	-2,012,099.80	3,370,694.38	2,149,505.58	12,986,354.79
Total, Financing Accounts						9,686,155.18	10,832,499.37	-2,012,099.80	3,370,694.38	2,149,505.58	12,986,354.79

Footnotes at End of Chapter

---

**Footnotes**

---

- 1 The amounts in this column, unless otherwise footnoted, represent appropriations, increases and rescissions in borrowing authority or new contract authority. Appropriation accounts with appropriation transfer activity are presented in Table 1 (Appropriations and Appropriation Transfers) at the end of this chapter.
- 2 The amounts in this column, unless otherwise footnoted, represent transfers - other than appropriation transfers, borrowings (gross), investments (net), unrealized discounts or funds held outside the Treasury.
- 3 The amounts in this column, unless otherwise footnoted, represent obligated balances canceled for fiscal year 2019 pursuant to 31 U.S.C. 1553 and adjustments to borrowing and contract authority.
- 4 Represents capital transfer to miscellaneous receipts.
- 5 Subject to disposition by the administrative agency.
- 6 The opening balance(s) of the following account(s) have been adjusted during the current fiscal year and do not agree with last year's closing balance(s):

Account Symbol: (ATA, AID, POA, MAIN, SUB)  
 070 X 5710 000 - Undi sbursed Funds

Adjustment  
 \$99,011.31



## Appropriations, Outlays, and Balances - Continued

### Footnotes

**Table 1 - Appropriations and Appropriation Transfers - Department of Homeland Security**

AID	ATA	Period of Availability	MAIN	Net Appropriations and Appropriation Transfers	Appropriation Amount	Net Appropriation Transfers	AID Involved	ATA Involved	Period of Availability Involved	MAIN Involved	Amount From or To (-)
070		24	0100	335,381,000.00	341,532,000.00	-6,151,000.00	070		24	0112	-1,334,000.00
							070		24	0540	-4,817,000.00
070		24	0112	1,723,538,000.00	1,722,204,000.00	1,334,000.00	070		24	0100	1,334,000.00
070		24	0115	240,376,000.00	239,709,000.00	667,000.00	070		24	0861	667,000.00
070		X	0200	5,250,000.00	0.00	5,250,000.00	070		X	0413	1,000,000.00
							070		X	0702	2,500,000.00
							070		X	4236	1,750,000.00
070		2428	0200	50,000.00	0.00	50,000.00	070		2428	1911	50,000.00
070		2325	0410	4,000,000.00	0.00	4,000,000.00	070		2425	0550	4,000,000.00
070		X	0413	662,475,000.00	681,475,000.00	-19,000,000.00	070		X	0200	-1,000,000.00
							070		X	0566	-6,000,000.00
							070		X	0700	-12,000,000.00
070		24	0413	2,754,544,369.00	2,086,544,369.00	668,000,000.00	070		24	0416	18,000,000.00
							070		24	0530	650,000,000.00
070		2425	0413	940,000,000.00	925,000,000.00	15,000,000.00	070		2425	0416	15,000,000.00
070		24	0416	0.00	18,000,000.00	-18,000,000.00	070		24	0413	-18,000,000.00
070		2425	0416	0.00	15,000,000.00	-15,000,000.00	070		2425	0413	-15,000,000.00
070		X	0530	360,152,000.00	0.00	360,152,000.00	012		X	5161	360,152,000.00
070		24	0530	17,276,596,000.00	14,642,782,734.73	2,633,813,265.27	070		24	0413	-650,000,000.00
							070		2425	0530	3,000,000.00
							070		X	5695	3,280,813,265.27
070		2425	0530	497,000,000.00	500,000,000.00	-3,000,000.00	070		24	0530	-3,000,000.00
070		X	0540	10,750,000.00	0.00	10,750,000.00	070		24	0540	10,750,000.00
070		24	0540	9,452,946,000.00	9,454,846,000.00	-1,900,000.00	070		24	0100	4,817,000.00
							070		X	0540	-10,750,000.00
							070		24	0861	4,033,000.00
070		2425	0540	48,389,611.00	46,696,000.00	1,693,611.00	011		2425	1070	1,693,611.00
070		2425	0550	596,000,000.00	600,000,000.00	-4,000,000.00	070		2325	0410	-4,000,000.00
070		X	0566	6,000,000.00	0.00	6,000,000.00	070		X	0413	6,000,000.00
070		X	0700	12,000,000.00	0.00	12,000,000.00	070		X	0413	12,000,000.00
070		X	0702	36,458,500,000.00	36,461,000,000.00	-2,500,000.00	070		X	0200	-2,500,000.00
070		24	0861	89,216,000.00	93,916,000.00	-4,700,000.00	070		24	0115	-667,000.00

Footnotes

Table 1 - Appropriations and Appropriation Transfers - Department of Homeland Security

AID	ATA	Period of Availability	MAIN	Net Appropriations and Appropriation Transfers	Appropriation Amount	Net Appropriation Transfers	AID Involved	ATA Involved	Period of Availability Involved	MAIN Involved	Amount From or To (-)
							070		24	0540	-4,033,000.00
070		2428	1911	19,950,000.00	20,000,000.00	-50,000.00	070		2428	0200	-50,000.00
070		X	4236	698,250,000.00	700,000,000.00	-1,750,000.00	070		X	0200	-1,750,000.00
070		X	5088	-4,000,000.00	0.00	-4,000,000.00	015		24	0339	-4,000,000.00
070		X	5695	3,074,464.00	3,280,813,265.27	-3,277,738,801.27	018		X	4020	3,074,464.00
							070		24	0530	-3,280,813,265.27
070		X	8147	-666,046,079.44	0.00	-666,046,079.44	014		X	8151	-666,046,079.44
070		X	8149	171,846,079.44	0.00	171,846,079.44	014		X	8151	171,846,079.44
070		X	8185	-174,367,894.36	0.00	-174,367,894.36	014		X	8370	-15,099,000.00
							068		X	8221	-20,711,000.00
							069		2426	8121	-30,000,000.00
							070		X	8312	-12,465,712.38
							070		24	8314	-45,000,000.00
							070		X	8349	-46,447,085.23
							513		X	8056	-4,645,096.75
070		X	8312	12,465,712.38	0.00	12,465,712.38	070		X	8185	12,465,712.38
070		24	8314	45,000,000.00	0.00	45,000,000.00	070		X	8185	45,000,000.00
070		X	8349	46,447,085.23	0.00	46,447,085.23	070		X	8185	46,447,085.23
070		X	8870	3,274,000.00	0.00	3,274,000.00	096		X	8863	3,274,000.00
Total				71,629,057,347.25	71,829,518,369.00	-200,461,021.75					-200,461,021.75

**This Page Left Blank Intentionally**

---

Appropriations, Outlays, and Balances - Continued

Appropriation or Fund Account  Title	Account Symbol				Balances, Beginning of Fiscal Year	Appropriations and Other Obligational Authority <sup>1</sup>	Transfers Borrowings and Investment (Net) <sup>2</sup>	Outlays (Net)	Balances Withdrawn and Other Transactions <sup>3</sup>	Balances, End of Fiscal Year	
	Period of Availability	ATA	AID	MAIN							SUB
<b>Department of Housing and Urban Development</b>											
<b>Public and Indian Housing Programs</b>											
<b>General Fund Accounts</b>											
Public Housing Operating Fund, Public and Indian Housing, Housing and Urban Development Fund Resources:											
Undisbursed Funds	2020-2021		086	0163	000	5,577,311.50	-----	-----	348,012.12	-----	5,229,299.38
	2019-2020					44,699,005.83	-----	-----	4,384,227.88	-----	40,314,777.95
	2018-2019					1,471,021.83	-----	-----	310,562.16	1,160,459.67	-----
	No Year					3,092,051.47	-----	-----	-7,012.35	-----	3,099,063.82
	Subtotal		086	0163	000	54,839,390.63	-----	-----	5,035,789.81	1,160,459.67	48,643,141.15
Drug Elimination Grants for Low-Income Housing, Housing Programs, Housing and Urban Development Fund Resources:											
Undisbursed Funds	No Year		086	0197	000	240,330.03	-240,330.03	-----	-----	-----	-----
Revitalization of Severely Distressed Public Housing (HOPE VI), Public and Indian Housing, Housing and Urban Development Fund Resources:											
Undisbursed Funds	No Year		086	0218	000	9,821,164.62	-----	-----	2,662,026.83	-----	7,159,137.79
Indian Housing Loan Guarantee Fund Program Account, Public and Indian Housing, Housing and Urban Development Fund Resources:											
Undisbursed Funds	No Year		086	0223	000	10,974,982.00	20,493,451.84	-----	20,980,800.79	-----	10,487,633.05
Native Hawaiian Housing Loan Guarantee Fund Program Account, Public and Indian Housing, Housing and Urban Development Fund Resources:											
Undisbursed Funds	No Year		086	0233	000	-----	347,760.55	-----	347,760.55	-----	-----
Native Hawaiian Housing Block Grant, Public and Indian Housing, Housing and Urban Development Fund Resources:											
Undisbursed Funds	2024-2028		086	0235	000	-----	22,300,000.00	-----	-----	-----	22,300,000.00
	2023-2027					22,300,000.00	-----	-----	-----	-----	22,300,000.00
	2022-2026					22,300,000.00	-----	-----	3,666,083.89	-----	18,633,916.11
	2021-2025					2,000,000.00	-----	-----	2,000,000.00	-----	-----
	2020-2024					2,000,000.00	-----	-----	2,000,000.00	-----	-----
	2019-2023					2,000,000.00	-----	-----	2,000,000.00	-----	-----
	2018-2022					1,759,380.62	-----	-----	1,759,380.62	-----	-----
	2017-2021					1,646,042.85	-----	-----	1,646,042.85	-----	-----
	2015-2019					1,046,730.79	-----	-----	906,674.57	140,056.22	-----
	No Year					572,839.54	-----	-----	31,320.36	-----	541,519.18
	Subtotal		086	0235	000	55,624,993.80	22,300,000.00	-----	14,009,502.29	140,056.22	63,775,435.29

Footnotes at End of Chapter

## Appropriations, Outlays, and Balances - Continued

Appropriation or Fund Account  Title	Account Symbol				Balances, Beginning of Fiscal Year	Appropriations and Other Obligational Authority <sup>1</sup>	Transfers Borrowings and Investment (Net) <sup>2</sup>	Outlays (Net)	Balances Withdrawn and Other Transactions <sup>3</sup>	Balances, End of Fiscal Year
	Period of Availability	ATA	AID	MAIN						
Tenant-Based Rental Assistance, Public and Indian Housing, Housing and Urban Development Fund Resources: Undisbursed Funds	2021-2030		086	0302	000	3,637,662,349.00	-----	1,192,169,167.00	-----	2,445,493,182.00
	2024-2027					-----	42,090,118.00	20,477,750.00	-----	21,612,368.00
	2023-2026					22,264,221.00	-----	21,897,224.00	-----	366,997.00
	2022-2025					52.00	-----	4.00	-----	48.00
	2021-2024					1,565.00	-----	1,494.00	-----	71.00
	2020-2023					6.00	-----	-----	-----	6.00
	2019-2022					15.00	-----	-----	-----	15.00
	2020-2021					18.00	-----	1.00	-----	17.00
	2018-2021					2,444.00	-----	2.00	-----	2,442.00
	2019-2020					24.00	-----	3.00	-----	21.00
	2017-2020					42.00	-----	2.00	-----	40.00
	2018-2019					110,121.00	-----	-----	110,121.00	-----
	2016-2019					2,433.00	-----	1.00	2,432.00	-----
	No Year					9,262,941,495.92	32,386,831,000.00	32,741,073,747.46	-----	8,908,698,748.46
	Subtotal		086	0302	000	12,922,984,785.92	32,428,921,118.00	33,975,619,395.46	112,553.00	11,376,173,955.46
Public Housing Capital Fund, Public and Indian Housing, Housing and Urban Development Fund Resources: Undisbursed Funds	2020-2023		086	0304	000	782,588,132.73	-----	446,299,781.92	-----	336,288,350.81
	2019-2022					285,608,495.12	-----	125,856,112.99	-----	159,752,382.13
	2018-2021					98,979,489.14	-----	36,472,918.74	-----	62,506,570.40
	2017-2020					38,139,265.69	-----	10,693,374.03	-----	27,445,891.66
	2016-2019					10,936,226.70	-----	4,516,618.94	6,419,607.76	-----
	No Year					17,729,909.25	-----	-----	-----	17,729,909.25
	Subtotal		086	0304	000	1,233,981,518.63	-----	623,838,806.62	6,419,607.76	603,723,104.25
Native American Programs, Public and Indian Housing, Housing and Urban Development Fund Resources: Undisbursed Funds	2024-2028		086	0313	000	-----	1,344,000,000.00	415,780,349.93	-----	928,219,650.07
	2023-2027					749,202,842.72	-----	238,425,763.75	-138,160.00	510,638,918.97
	2022-2026					504,013,892.00	-----	149,335,580.24	-----	354,678,311.76
	2021-2025					744,631,768.04	-----	250,124,777.81	-----	494,506,990.23
	2020-2024					179,163,915.22	-----	89,853,038.75	-----	89,310,876.47
	2019-2023					46,341,154.34	-----	14,331,463.35	-----	32,009,690.99
	2020-2022					37,880,149.39	-----	19,515,123.01	-----	18,365,026.38
	2018-2022					30,823,041.36	-----	17,497,061.69	-----	13,325,979.67
	2017-2021					4,075,684.05	-----	1,402,088.00	-----	2,673,596.05
	2016-2020					2,766,050.62	-----	520,436.12	-----	2,245,614.50

Footnotes at End of Chapter

Appropriations, Outlays, and Balances - Continued

Appropriation or Fund Account  Title	Account Symbol				Balances, Beginning of Fiscal Year	Appropriations and Other Obligational Authority <sup>1</sup>	Transfers Borrowings and Investment (Net) <sup>2</sup>	Outlays (Net)	Balances Withdrawn and Other Transactions <sup>3</sup>	Balances, End of Fiscal Year	
	Period of Availability	ATA	AID	MAIN							SUB
	2015-2019				1,963,169.60	-----	-----	753,046.32	1,210,123.28	-----	
	No Year				32,934,370.04	949,341.60	-----	15,803,083.09	-----	18,080,628.55	
	Subtotal		086	0313	000	2,333,796,037.38	1,344,949,341.60	-138,160.00	1,213,341,812.06	1,210,123.28	2,464,055,283.64
Housing Certificate Fund, Public and Indian Housing, Housing and Urban Development Fund Resources:											
Undisbursed Funds	No Year		086	0319	000	67,541,129.21	-----	-----	57,517,892.59	-----	10,023,236.62
Choice Neighborhoods Initiative, Public and Indian Housing Programs, Housing and Urban Development Fund Resources:											
Undisbursed Funds	2024-2028		086	0349	000	-----	75,000,000.00	-----	-----	-----	75,000,000.00
	2023-2027				350,000,000.00	-----	-----	528,294.89	-----	-----	349,471,705.11
	2022-2026				349,784,324.75	-----	-----	3,442,454.14	-----	-----	346,341,870.61
	2021-2023				197,490,181.14	-----	-----	7,685,238.85	-----	-----	189,804,942.29
	2020-2022				160,729,066.34	-----	-----	30,819,473.64	-----	-----	129,909,592.70
	2019-2021				117,931,301.09	-----	-----	27,953,108.43	-----	-----	89,978,192.66
	2018-2020				88,000,700.67	-----	-----	34,263,074.07	-----	-----	53,737,626.60
	2017-2019				52,907,849.31	-----	-----	23,292,671.99	-----	-----	29,615,177.32
	2016-2018				26,265,352.86	-----	-----	26,123,487.80	141,865.06	-----	-----
	Subtotal		086	0349	000	1,343,108,776.16	75,000,000.00	-----	154,107,803.81	141,865.06	1,263,859,107.29
Self-Sufficiency Programs, Public and Indian Housing, Housing and Urban Development Fund Resources:											
Undisbursed Funds	2024-2027		086	0350	000	-----	195,500,000.00	-----	-----	-----	195,500,000.00
	2023-2026				175,000,000.00	-----	-----	56,190,839.54	-----	-----	118,809,160.46
	2022-2025				102,420,520.01	-----	-----	52,166,214.54	-----	-----	50,254,305.47
	2021-2024				51,576,917.45	-----	-----	18,680,553.05	-----	-----	32,896,364.40
	2020-2023				24,221,422.09	-----	-----	14,809,018.73	-----	-----	9,412,403.36
	2019-2020				2,853,612.20	-----	-----	-----	-----	-----	2,853,612.20
	2018-2019				1,409,771.76	-----	-----	4,394.37	1,405,377.39	-----	-----
	Subtotal		086	0350	000	357,482,243.51	195,500,000.00	-----	141,851,020.23	1,405,377.39	409,725,845.89
Public Housing Fund, Public and Indian Housing, Housing and Urban Development Fund Resources:											
Undisbursed Funds	2024-2027		086	0481	000	-----	8,746,765,036.00	-----	4,235,958,347.72	-----	4,510,806,688.28
	2023-2026				4,368,421,862.13	-20,000,000.00	-----	2,065,740,395.26	-----	-----	2,282,681,466.87
	2022-2025				2,296,123,353.95	-----	-----	925,153,131.45	-----	-----	1,370,970,222.50
	2021-2024				1,064,639,158.80	-----	-----	646,518,196.10	-----	-----	418,120,962.70
	Subtotal		086	0481	000	7,729,184,374.88	8,726,765,036.00	-----	7,873,370,070.53	-----	8,582,579,340.35

Footnotes at End of Chapter

## Appropriations, Outlays, and Balances - Continued

Appropriation or Fund Account  Title	Account Symbol				Balances, Beginning of Fiscal Year	Appropriations and Other Obligational Authority <sup>1</sup>	Transfers Borrowings and Investment (Net) <sup>2</sup>	Outlays (Net)	Balances Withdrawn and Other Transactions <sup>3</sup>	Balances, End of Fiscal Year	
	Period of Availability	ATA	AID	MAIN							SUB
Assisted Housing Inspections and Risk Assessments, Public and Indian Housing, Housing & Urban Development Fund Resources:											
Undisbursed Funds	2024-2025		086	0484	000	50,000,000.00	-----	2,228,504.04	-----	47,771,495.96	
Total, Public and Indian Housing Programs						26,119,579,726.77	42,864,036,377.96	-138,160.00	44,084,911,185.61	10,590,042.38	24,887,976,716.74
<b>Community Planning and Development</b>											
<b>General Fund Accounts</b>											
Community Development Fund, Community Planning and Development, Housing and Urban Development Fund Resources:											
Undisbursed Funds	2024-2027		086	0162	000	6,719,054,336.00	-----	5,764,055.38	-----	6,713,290,280.62	
	2023-2026					6,359,212,989.14	-----	1,334,455,952.52	-----	5,024,757,036.62	
	2022-2025					3,704,617,547.70	-----	1,055,148,196.92	-----	2,649,469,350.78	
	2021-2023					1,535,340,535.88	-----	667,865,530.65	-----	867,475,005.23	
	2020-2022					2,807,490,575.94	-----	1,023,793,873.33	-----	1,783,696,702.61	
	2019-2021					520,174,383.77	-----	197,501,325.57	-----	322,673,058.20	
	2018-2020					311,938,803.09	-----	131,851,490.90	-----	180,087,312.19	
	2017-2019					110,783,978.45	-----	108,052,363.39	2,731,615.06	-----	
	2013-2017					1,658,507,523.57	-----	393,863,727.15	-----	<sup>5</sup> 1,264,643,796.42	
	No Year					41,932,823,564.35	-----	4,454,574,136.16	-----	37,478,249,428.19	
	Subtotal		086	0162	000	58,940,889,901.89	6,719,054,336.00	9,372,870,651.97	2,731,615.06	56,284,341,970.86	
Self-Help and Assisted Homeownership Opportunity Program, Community Planning and Development, Housing and Urban Development Fund Resources:											
Undisbursed Funds	2024-2026		086	0176	000	60,000,000.00	-----	-----	-----	60,000,000.00	
	2023-2025					62,500,000.00	-1,000,000.00	-----	-----	61,500,000.00	
	2022-2024					62,500,000.00	-3,000,000.00	3,169,096.74	-----	56,330,903.26	
	2021-2023					55,785,902.37	-----	16,986,881.78	-----	38,799,020.59	
	2020-2022					32,699,830.04	-----	16,934,415.52	-----	15,765,414.52	
	2019-2021					11,977,327.14	-----	9,300,537.45	-----	2,676,789.69	
	2018-2020					2,109,265.47	-----	1,714,852.25	-----	394,413.22	
	2017-2019					210,440.85	-----	118,372.13	92,068.72	-----	
	No Year					9,180,685.08	-1,445,980.00	1,329,732.43	-----	6,404,972.65	
	Subtotal		086	0176	000	236,963,450.95	54,554,020.00	49,553,888.30	92,068.72	241,871,513.93	
Homeless Assistance Grants, Community Planning and Development, Housing and Urban Development Fund Resources:											
Undisbursed Funds	2024-2026		086	0192	000	4,051,000,000.00	-----	56,853.54	-----	4,050,943,146.46	
	2023-2025					3,632,148,253.24	-----	359,476,979.39	-----	3,272,671,273.85	
	2022-2024					2,862,227,975.07	-----	2,053,343,392.50	-----	808,884,582.57	
	2021-2023					728,070,094.54	-----	342,436,287.38	-----	385,633,807.16	

Footnotes at End of Chapter

Appropriations, Outlays, and Balances - Continued

Appropriation or Fund Account  Title	Account Symbol				Balances, Beginning of Fiscal Year	Appropriations and Other Obligational Authority <sup>1</sup>	Transfers Borrowings and Investment (Net) <sup>2</sup>	Outlays (Net)	Balances Withdrawn and Other Transactions <sup>3</sup>	Balances, End of Fiscal Year
	Period of Availability	ATA	AID	MAIN						
	2021-2022				59,416,852.12	-----	-----	28,899,740.34	-----	30,517,111.78
	2020-2022				809,755,031.50	-----	-22,354,154.21	377,797,208.99	-----	409,603,668.30
	2020-2021				20,599,105.71	-----	-----	2,482,691.89	-----	18,116,413.82
	2019-2021				191,023,164.28	-----	-5,136,754.41	5,628,233.98	-----	180,258,175.89
	2018-2020				109,070,315.05	-----	-2,194,366.38	2,817,162.33	-----	104,058,786.34
	2017-2019				99,324,156.61	-----	-2,240,531.29	1,664,230.67	95,419,394.65	-----
	No Year				705,250,609.71	-----	31,925,806.29	45,503,653.55	-----	691,672,762.45
	Subtotal		086	0192	000	9,216,885,557.83	4,051,000,000.00	3,220,106,434.56	95,419,394.65	9,952,359,728.62
Home Investment Partnerships Program, Community Planning and Development, Housing and Urban Development Fund Resources:										
Undisbursed Funds	2024-2027		086	0205	000	-----	1,250,000,000.00	520,550.00	-----	1,249,479,450.00
	2023-2026				1,498,122,893.66	-----	-----	100,500,763.04	-----	1,397,622,130.62
	2022-2025				1,427,311,841.24	-----	-----	173,695,732.07	-----	1,253,616,109.17
	2021-2025				4,876,035,672.56	-----	-----	295,223,773.27	-----	4,580,811,899.29
	2021-2024				1,128,660,567.59	-----	-----	255,369,050.19	-----	873,291,517.40
	2020-2023				884,811,258.73	-----	-----	254,958,137.31	-----	629,853,121.42
	2019-2022				515,066,685.68	-----	-----	188,927,424.78	-----	326,139,260.90
	2018-2021				302,063,655.71	-----	-----	112,112,201.92	-----	189,951,453.79
	2017-2020				99,676,260.32	-----	-----	41,457,251.97	-----	58,219,008.35
	2016-2019				52,196,095.27	-----	-----	41,828,559.60	10,367,535.67	-----
	No Year				1,415,315.51	-----	-----	137,168.56	-----	1,278,146.95
	Subtotal		086	0205	000	10,785,360,246.27	1,250,000,000.00	1,464,730,612.71	10,367,535.67	10,560,262,097.89
Housing Opportunities for Persons with AIDS, Community Planning and Development, Housing and Urban Development Fund Resources:										
Undisbursed Funds	2024-2027		086	0308	000	-----	505,000,000.00	9,665.73	-----	504,990,334.27
	2023-2025				49,900,000.00	-----	-----	-----	-----	49,900,000.00
	2023-2024				448,683,960.35	-----	-----	171,206,410.51	-----	277,477,549.84
	2022-2024				44,353,657.01	-----	-----	8,176,300.90	-----	36,177,356.11
	2022-2023				250,378,047.09	-----	-----	156,137,876.18	-----	94,240,170.91
	2021-2023				28,426,573.81	-----	-----	13,012,909.78	-----	15,413,664.03
	2021-2022				115,770,456.97	-----	-----	83,024,836.16	-----	32,745,620.81
	2020-2022				33,548,127.03	-----	-----	13,239,759.51	-----	20,308,367.52
	2020-2021				40,391,489.85	-----	-----	27,420,135.74	-----	12,971,354.11
	2019-2021				9,396,881.21	-----	-----	6,233,090.09	-----	3,163,791.12
	2019-2020				15,268,319.68	-----	-----	9,081,913.48	-----	6,186,406.20
	2018-2020				1,218,294.49	-----	-----	207,797.52	-----	1,010,496.97
	2018-2019				3,300,354.26	-----	-----	1,031,203.74	2,269,150.52	-----
	2017-2019				948,152.59	-----	-----	-5,609.93	953,762.52	-----

Footnotes at End of Chapter



## Appropriations, Outlays, and Balances - Continued

Appropriation or Fund Account  Title	Account Symbol				Balances, Beginning of Fiscal Year	Appropriations and Other Obligational Authority <sup>1</sup>	Transfers Borrowings and Investment (Net) <sup>2</sup>	Outlays (Net)	Balances Withdrawn and Other Transactions <sup>3</sup>	Balances, End of Fiscal Year
	Period of Availability	ATA	AID	MAIN						
	No Year				447,138.95	-----	-----	327,286.56	-----	119,852.39
	Subtotal		086	0308	1,042,031,453.29	505,000,000.00	-----	489,103,575.97	3,222,913.04	1,054,704,964.28
Brownfields Redevelopment, Community Planning and Development, Housing and Urban Development Fund Resources: Undisbursed Funds	No Year		086	0314	5,424,004.41	-114,717.50	-----	-----	-----	5,309,286.91
Empowerment Zones/Enterprise Communities, Community Planning and Development, Housing and Urban Development Fund Resources: Undisbursed Funds	No Year		086	0315	154,173.49	-154,173.49	-----	-----	-----	-----
Rural Housing and Economic Development, Public and Indian Housing, Housing and Urban Development Fund Resources: Undisbursed Funds	No Year		086	0324	1,761,531.14	-1,761,531.14	-----	-----	-----	-----
Neighborhood Stabilization Program, Community Planning and Development, Housing and Urban Development Fund Resources: Undisbursed Funds	No Year		086	0344	113,319,966.48	-----	-----	1,744,989.76	-----	111,574,976.72
Preservation and Reinvestment Initiative for Community Enhancement, Community Planning and Development, Housing and Urban Development Fund Resources: Undisbursed Funds	2024-2028		086	0483	-----	10,000,000.00	-----	-----	-----	10,000,000.00
	2023-2027				225,000,000.00	-----	-----	-----	-----	225,000,000.00
	Subtotal		086	0483	225,000,000.00	10,000,000.00	-----	-----	-----	235,000,000.00
<b>Public Enterprise Funds</b>										
Revolving Fund, Liquidating Programs, Housing and Urban Development Fund Resources: Undisbursed Funds	No Year		086	4015	265,543.19	-----	-----	1,257.96	-----	264,285.23
<b>Trust Fund Accounts</b>										
Housing Trust Fund, Community Planning and Development, Housing and Urban Development Fund Resources: Undisbursed Funds	No Year		086	8560	1,961,949,318.30	195,874,743.15	-----	482,427,159.37	-----	1,675,396,902.08
Total, Community Planning and Development					82,530,005,147.24	12,783,452,677.02	-----	15,080,538,570.60	111,833,527.14	80,121,085,726.52
<b>Housing Programs</b>										
<b>General Fund Accounts</b>										
Rent Supplement, Housing Programs, Housing and Urban Development Fund Resources: Undisbursed Funds	No Year		086	0129	2,031,146.52	-2,031,146.52	-----	-----	-----	-----
Rental Housing Assistance, Housing Programs, Housing and Urban										

Footnotes at End of Chapter

Appropriations, Outlays, and Balances - Continued

Appropriation or Fund Account  Title	Account Symbol				Balances, Beginning of Fiscal Year	Appropriations and Other Obligational Authority <sup>1</sup>	Transfers Borrowings and Investment (Net) <sup>2</sup>	Outlays (Net)	Balances Withdrawn and Other Transactions <sup>3</sup>	Balances, End of Fiscal Year
	Period of Availability	ATA	AID	MAIN SUB						
Development Fund Resources: Undisbursed Funds	No Year		086	0148 000	181,500,181.47	-90,126,748.65	-----	32,776,561.61	-----	58,596,871.21
Housing Counseling Assistance, Housing Programs, Housing and Urban Development Fund Resources: Undisbursed Funds	2024-2025		086	0156 000	-----	57,500,000.00	-----	169,529.69	-----	57,330,470.31
	2023-2024				57,406,276.00	-----	-----	10,940,262.54	-----	46,466,013.46
	2022-2023				43,821,216.73	-----	-----	38,028,074.22	-----	5,793,142.51
	2021-2023				11,201,537.61	-----	-----	6,503,007.24	-----	4,698,530.37
	2021-2022				5,673,481.42	-----	-----	4,232,114.12	-----	1,441,367.30
	2020-2021				1,251,179.23	-----	-----	-19,533.08	-----	1,270,712.31
	2019-2020				594,824.55	-----	-----	-7,935.27	-----	602,759.82
	2018-2019				1,323,582.59	-----	-----	-----	1,323,582.59	-----
	Subtotal		086	0156 000	121,272,098.13	57,500,000.00	-----	59,845,519.46	1,323,582.59	117,602,996.08
Mutual Mortgage Insurance Program Account, Federal Housing Administration, Housing and Urban Development Fund Resources: Undisbursed Funds	2024-2025		086	0183 000	-----	150,000,000.00	-----	56,286,169.29	-----	93,713,830.71
	2023-2024				106,224,040.45	-----	-----	88,122,276.59	-----	18,101,763.86
	2022-2023				16,315,143.88	-----	-----	4,103,537.50	-----	12,211,606.38
	2021-2022				13,594,159.44	-----	-----	456,579.86	-----	13,137,579.58
	2020-2021				10,322,509.96	-----	-----	5,849.49	-----	10,316,660.47
	2019-2020				22,030,302.84	-----	-----	149,992.47	-----	21,880,310.37
	2018-2019				16,320,107.64	-----	-----	-----	16,320,107.64	-----
	No Year				0.64	-----	4,173,094,450.60	4,173,094,450.60	-----	0.64
	Subtotal		086	0183 000	184,806,264.85	150,000,000.00	4,173,094,450.60	4,322,218,855.80	16,320,107.64	169,361,752.01
Homeownership and Opportunity for People Everywhere Grants (HOPE Grants), Housing Programs, Housing and Urban Development Fund Resources: Undisbursed Funds	No Year		086	0196 000	134,414.73	-----	-----	-----	-----	134,414.73
General and Special Risk Program Account, Federal Housing Administration, Housing and Urban Development Fund Resources: Undisbursed Funds	No Year		086	0200 000	1,596,359.68	545,928,476.51	-----	545,928,476.51	-----	1,596,359.68
FHA, Mutual Mortgage Insurance Capital Reserve Account, Housing and Urban Development Fund Resources: Undisbursed Funds	No Year		086	0236 000	275,820,966.45	-----	-27,382,999,217.18	-27,414,702,866.95	-----	307,524,616.22
Unrealized Discount on Investments					-1,859,172,350.31	-----	378,605,279.77	-----	-----	-1,480,567,070.54
Investments in US Treasury Securities					133,104,916,817.84	-----	22,836,142,874.81	-----	-----	155,941,059,692.65
	Subtotal		086	0236 000	131,521,565,433.98	-----	-4,168,251,062.60	-27,414,702,866.95	-----	154,768,017,238.33

Footnotes at End of Chapter

## Appropriations, Outlays, and Balances - Continued

Appropriation or Fund Account  Title	Account Symbol				Balances, Beginning of Fiscal Year	Appropriations and Other Obligational Authority <sup>1</sup>	Transfers Borrowings and Investment (Net) <sup>2</sup>	Outlays (Net)	Balances Withdrawn and Other Transactions <sup>3</sup>	Balances, End of Fiscal Year
	Period of Availability	ATA	AID	MAIN SUB						
Housing for Persons with Disabilities, Housing Programs, Housing and Urban Development Fund Resources: Undisbursed Funds	2024-2027		086	0237 000	-----	208,000,000.00	-----	27,071,620.62	-----	180,928,379.38
	2023-2026				329,381,771.57	-----	-----	129,476,077.04	-----	199,905,694.53
	2022-2025				187,004,308.67	-----	-----	22,399,852.82	-----	164,604,455.85
	2021-2024				59,093,049.16	-----	-----	3,341,876.52	-----	55,751,172.64
	2020-2023				36,262,602.81	-----	-----	18,671,555.43	-----	17,591,047.38
	2019-2022				31,126,710.32	-----	-----	152,572.00	-----	30,974,138.32
	2018-2021				84,089,284.24	-----	-----	510,297.00	-----	83,578,987.24
	2017-2020				631,398.03	-----	-----	39,790.00	-----	591,608.03
	2016-2019				647,937.62	-----	-----	23,067.00	624,870.62	-----
	2014-2017				11,552,716.00	-----	-----	3,873,068.25	-----	<sup>6</sup> 7,679,647.75
	2013-2016				66,553,548.00	-----	-----	13,465,657.00	-----	<sup>6</sup> 53,087,891.00
	2012-2015				22,684,117.43	-----	-----	8,604,593.39	-----	<sup>6</sup> 14,079,524.04
	No Year				91,457,908.30	-----	-----	8,904,742.52	-----	82,553,165.78
	Subtotal		086	0237 000	920,485,352.15	208,000,000.00	-----	236,534,769.59	624,870.62	891,325,711.94
Project-Based Rental Assistance, Housing Programs, Housing and Urban Development Fund Resources: Undisbursed Funds	2024-2027		086	0303 000	-----	48,177,829.00	-----	8,050,551.00	-----	40,127,278.00
	2023-2026				52,983,873.00	-----	-----	51,510,720.00	-----	1,473,153.00
	2022-2025				591,294.00	-----	735,248.00	591,294.00	-----	735,248.00
	2019-2020				133,308.00	-----	-----	-----	-----	133,308.00
	No Year				5,124,100,433.79	16,010,000,000.00	-----	15,574,107,196.27	-----	5,559,993,237.52
	Subtotal		086	0303 000	5,177,808,908.79	16,058,177,829.00	735,248.00	15,634,259,761.27	-----	5,602,462,224.52
Housing for the Elderly, Housing Programs, Housing and Urban Development Fund Resources: Undisbursed Funds	2024-2027		086	0320 000	-----	886,751,017.00	-----	164,756,976.62	-----	721,994,040.38
	2023-2026				823,163,876.86	-----	-----	595,700,389.68	-----	227,463,487.18
	2022-2025				252,702,451.23	-----	-735,248.00	37,229,518.73	-----	214,737,684.50
	2021-2024				86,183,789.35	-----	-----	27,149,919.70	-----	59,033,869.65
	2020-2023				104,428,651.56	-----	-----	12,476,923.79	-----	91,951,727.77
	2019-2022				54,777,122.91	-----	-----	17,937,895.35	-----	36,839,227.56
	2018-2021				28,409,236.03	-----	-----	12,290,403.35	-----	16,118,832.68
	2017-2020				9,098,369.88	-----	-----	3,349,582.77	-----	5,748,787.11
	2016-2019				2,267,261.87	-----	-----	-----	2,267,261.87	-----
	2011-2014				500.00	-----	-----	-----	500.00	-----
	No Year				131,091,336.48	-----	-----	24,867,809.99	-----	106,223,526.49

Footnotes at End of Chapter

Appropriations, Outlays, and Balances - Continued

Appropriation or Fund Account  Title	Account Symbol				Balances, Beginning of Fiscal Year	Appropriations and Other Obligational Authority <sup>1</sup>	Transfers Borrowings and Investment (Net) <sup>2</sup>	Outlays (Net)	Balances Withdrawn and Other Transactions <sup>3</sup>	Balances, End of Fiscal Year
	Period of Availability	ATA	AID	MAIN SUB						
Subtotal		086	0320	000	1,492,122,596.17	886,751,017.00	-735,248.00	895,759,419.98	2,267,761.87	1,480,111,183.32
Home Ownership Preservation Entity Fund Program Account, Housing and Urban Development Fund Resources: Undisbursed Funds	No Year	086	0343	000	7,417,452.87	1,195,705.65	-----	1,195,705.65	-----	7,417,452.87
Emergency Homeowner's Relief Fund, Housing Programs, Housing and Urban Development Fund Resources: Undisbursed Funds	No Year	086	0407	000	-----	964,077.10	-----	964,077.10	-----	-----
Green and Resilient Retrofit Program for Multifamily Housing, Housing Programs, Housing and Urban Development Fund Resources: Undisbursed Funds	2022-2029	086	0482	000	60,000,000.00	-----	-----	114,558.96	-----	59,885,441.04
	2022-2028				879,100,000.01	-----	-----	2,315,739.45	-----	876,784,260.56
	Subtotal	086	0482	000	939,100,000.01	-----	-----	2,430,298.41	-----	936,669,701.60
<b>Public Enterprise Funds</b>										
Rental Housing Assistance Fund, Federal Housing Administration, Housing and Urban Development Fund Resources: Undisbursed Funds	No Year	086	4041	000	16,735,738.71	-----	-----	-208,879.67	-----	16,944,618.38
Flexible Subsidy Fund, Housing Programs, Housing and Urban Development Fund Resources: Undisbursed Funds	No Year	086	4044	000	661,098,313.03	-----	-----	-22,079,030.93	-----	683,177,343.96
College Housing Loans, Housing and Urban Development Fund Resources: Undisbursed Funds	No Year	086	4058	000	19,430,580.83	-13,393,050.32	-----	-----	-----	6,037,530.51
Federal Housing Administration Fund, Housing and Urban Development Fund Resources: Undisbursed Funds	No Year	086	4070	000	160,614,879.23	-----	-4,843,388.00	-780,086.20	-----	156,551,577.43
Nehemiah Housing Opportunity Fund, Housing and Urban Development Fund Resources: Undisbursed Funds	No Year	086	4071	000	274,500.00	-----	-----	-118,500.00	<sup>7</sup> 118,500.00	274,500.00
FHA-General and Special Risk Insurance Fund Liquidating Account, Housing and Urban Development Fund Resources: Undisbursed Funds	No Year	086	4072	000	154,204,259.89	2,091,844.00	-----	-49,533,264.03	<sup>7</sup> 89,973,579.16	115,855,788.76
Housing for the Elderly or Handicapped Fund, Housing and Urban Development Fund Resources: Undisbursed Funds	No Year	086	4115	000	103,387,636.09	-----	-----	-69,443,000.52	<sup>7</sup> 98,982,383.48	73,848,253.13
<b>Trust Fund Accounts</b>										

Footnotes at End of Chapter

## Appropriations, Outlays, and Balances - Continued

Appropriation or Fund Account  Title	Account Symbol				Balances, Beginning of Fiscal Year	Appropriations and Other Obligational Authority <sup>1</sup>	Transfers Borrowings and Investment (Net) <sup>2</sup>	Outlays (Net)	Balances Withdrawn and Other Transactions <sup>3</sup>	Balances, End of Fiscal Year	
	Period of Availability	ATA	AID	MAIN							SUB
Manufactured Housing Fees Trust Fund, Housing Programs, Housing and Urban Development Fund Resources:											
Undisbursed Funds	No Year		086	8119	000	27,514,959.18	14,000,000.00	-----	9,399,599.70	-----	32,115,359.48
Total, Housing Programs						141,693,101,076.31	17,819,058,003.77	-----	-5,815,552,583.22	209,610,785.36	165,118,100,877.94
<b>Government National Mortgage Association</b>											
<b>General Fund Accounts</b>											
Guarantees of Mortgage-Backed Securities Loan Guarantee, Program Account, Government National Mortgage Association, Housing and Urban Development Fund Resources:											
Undisbursed Funds	2024-2025		086	0186	000	-----	-----	-----	-10,369,141.93	-----	10,369,141.93
	2023-2024					4,356,912.48	-----	-----	4,313,246.49	-----	43,665.99
	2022-2023					164,299.05	-----	-----	5,975.86	-----	158,323.19
	2021-2022					22,344.78	-----	-----	-----	-----	22,344.78
	2020-2021					3,714.15	-----	-----	-----	-----	3,714.15
	2019-2020					106,867.06	-----	-----	-----	-----	106,867.06
	No Year					2,759,022,526.13	-----	1,230,931,028.18	1,082,726,297.77	-----	2,907,227,256.54
	Subtotal		086	0186	000	2,763,676,663.65	-----	1,230,931,028.18	1,076,676,378.19	-----	2,917,931,313.64
Guarantees of Mortgage-Backed Securities Capital Reserve Account, Government National Mortgage Association, Housing and Urban Development Fund Resources:											
Undisbursed Funds	No Year		086	0238	000	1,512,853,781.33	-----	-2,755,062,738.18	-2,734,228,946.72	-----	1,492,019,989.87
Investments in US Treasury Securities						21,029,669,000.00	-----	2,032,497,000.00	-----	-----	23,062,166,000.00
	Subtotal		086	0238	000	22,542,522,781.33	-----	-722,565,738.18	-2,734,228,946.72	-----	24,554,185,989.87
<b>Public Enterprise Funds</b>											
Guarantees of Mortgage-Backed Securities Fund, Government National Mortgage Association, Housing and Urban Development Fund Resources:											
Undisbursed Funds	No Year		086	4238	000	51,755.30	-----	-7,115,290.00	-7,114,587.73	-----	51,053.03
Investments in US Treasury Securities						124,572,000.00	-----	-1,250,000.00	-----	-----	123,322,000.00
	Subtotal		086	4238	000	124,623,755.30	-----	-8,365,290.00	-7,114,587.73	-----	123,373,053.03
Total, Government National Mortgage Association						25,430,823,200.28	-----	500,000,000.00	-1,664,667,156.26	-----	27,595,490,356.54
<b>Policy Development and Research</b>											
<b>General Fund Accounts</b>											
Research and Technology, Policy Development and Research, Housing and Urban Development Fund Resources:											
Undisbursed Funds	2024-2026		086	0108	000	-----	20,000,000.00	-----	-----	-----	20,000,000.00
	2024-2025					-----	119,000,000.00	-----	44,961,531.74	-----	74,038,468.26
	2023-2025					20,000,000.00	-----	-----	-----	-----	20,000,000.00

Footnotes at End of Chapter

Appropriations, Outlays, and Balances - Continued

Appropriation or Fund Account  Title	Account Symbol				Balances, Beginning of Fiscal Year	Appropriations and Other Obligational Authority <sup>1</sup>	Transfers Borrowings and Investment (Net) <sup>2</sup>	Outlays (Net)	Balances Withdrawn and Other Transactions <sup>3</sup>	Balances, End of Fiscal Year
	Period of Availability	ATA	AID	MAIN SUB						
	2023-2024				99,932,485.31	-----	-----	29,014,842.18	-----	70,917,643.13
	2022-2024				14,133,388.89	-----	-----	8,544,374.48	-----	5,589,014.41
	2022-2023				79,258,808.26	-----	-----	15,657,293.08	-----	63,601,515.18
	2021-2022				46,971,685.44	-----	-----	13,929,813.75	-----	33,041,871.69
	2020-2021				24,798,461.20	-----	-----	11,087,765.17	-----	13,710,696.03
	2019-2020				12,145,522.92	-----	-----	5,350,320.98	-----	6,795,201.94
	2018-2019				7,525,741.68	-----	-----	6,285,762.68	1,239,979.00	-----
	No Year				348,828.65	-----	-----	20,039.68	-----	328,788.97
	Subtotal		086	0108	000	305,114,922.35	139,000,000.00	134,851,743.74	1,239,979.00	308,023,199.61
Total, Policy Development and Research						305,114,922.35	139,000,000.00	134,851,743.74	1,239,979.00	308,023,199.61
<b>Fair Housing and Equal Opportunity</b>										
<b>General Fund Accounts</b>										
Fair Housing Activities, Fair Housing and Equal Opportunity, Housing and Urban Development Fund Resources:										
Undisbursed Funds										
	2024-2025		086	0144	000	-----	86,355,000.00	-----	-----	81,958,161.30
	2023-2024					75,898,928.69	-----	-----	-----	63,665,746.81
	2022-2023					58,972,372.20	-----	-----	-----	14,509,760.26
	2021-2023					3,962,873.68	-----	-----	-----	1,355,048.38
	2021-2022					9,372,732.55	-----	-----	-----	3,549,479.25
	2020-2021					3,302,987.71	-----	-----	-----	2,061,948.34
	2019-2020					1,434,926.07	-----	-----	-----	1,177,835.57
	2018-2019					993,450.86	-----	-----	918,523.02	-----
	Subtotal		086	0144	000	153,938,271.76	86,355,000.00	71,096,768.83	918,523.02	168,277,979.91
Total, Fair Housing and Equal Opportunity						153,938,271.76	86,355,000.00	71,096,768.83	918,523.02	168,277,979.91
<b>Office of Lead Hazard Control and Healthy Homes</b>										
<b>General Fund Accounts</b>										
Lead Hazard Reduction, Office of Lead Hazard Control and Healthy Homes, Housing and Urban Development Fund Resources:										
Undisbursed Funds										
	2024-2026		086	0174	000	-----	295,600,000.00	-----	-----	295,600,000.00
	2023-2025					410,000,000.00	-----	-----	-----	409,842,420.20
	2022-2024					413,624,295.95	-65,000,000.00	-----	-----	337,160,112.11
	2021-2023					341,893,775.83	-----	-----	-----	300,094,977.15
	2020-2022					213,598,160.11	-----	-----	-----	159,892,515.21
	2019-2020					165,800,675.64	-----	-----	-----	114,014,551.31
	2018-2019					105,378,001.29	-----	-----	-----	* 81,044,520.25
	No Year					346,363.15	-----	-----	-----	346,363.15

Footnotes at End of Chapter

## Appropriations, Outlays, and Balances - Continued

Appropriation or Fund Account  Title	Account Symbol				Balances, Beginning of Fiscal Year	Appropriations and Other Obligational Authority <sup>1</sup>	Transfers Borrowings and Investment (Net) <sup>2</sup>	Outlays (Net)	Balances Withdrawn and Other Transactions <sup>3</sup>	Balances, End of Fiscal Year	
	Period of Availability	ATA	AID	MAIN							SUB
Total, Office of Lead Hazard Control and Healthy Homes	Subtotal		086	0174	000	1,650,641,271.97	230,600,000.00	-----	183,245,812.59	-----	1,697,995,459.38
						1,650,641,271.97	230,600,000.00	-----	183,245,812.59	-----	1,697,995,459.38
<b>Management and Administration</b>											
<b>General Fund Accounts</b>											
Salaries and Expenses, Management and Administration, Housing and Urban Development Fund Resources:											
Undisbursed Funds											
	No Year		086	0143	000	2,267,188.57	-----	-----	-188,792.96	-----	2,455,981.53
Office of Inspector General, Management and Administration, Housing and Urban Development Fund Resources:											
Undisbursed Funds											
	2024		086	0189	000	-----	152,924,000.00	-----	130,697,207.86	-----	22,226,792.14
	2023					22,629,285.57	-----	-----	20,395,609.58	-----	2,233,675.99
	2022					10,729,287.59	-----	-----	6,924,441.62	-----	3,804,845.97
	2021					4,673,156.33	-----	-----	127,021.00	-----	4,546,135.33
	2020-2021					3,455,111.08	-----	-----	-12,549.00	-----	3,467,660.08
	2020					944,261.02	-----	-----	451.97	-----	943,809.05
	2019					952,303.17	-----	-----	-150.19	952,453.36	-----
	No Year					7,086,405.55	-----	-----	1,546,874.82	-----	5,539,530.73
	Subtotal		086	0189	000	50,469,810.31	152,924,000.00	-----	159,678,907.66	952,453.36	42,762,449.29
Executive Offices, Management and Administration, Housing and Urban Development Fund Resources:											
Undisbursed Funds											
	2024-2025		086	0332	000	-----	19,400,000.00	-----	14,006,139.97	-----	5,393,860.03
	2023-2024					4,789,328.80	-----	-----	4,056,478.81	-----	732,849.99
	2022-2023					849,740.28	-----	-----	311,143.81	-----	538,596.47
	2021-2022					450,412.11	-----	-----	26,013.20	-----	424,398.91
	2020-2021					227,961.36	-----	-----	-----	-----	227,961.36
	2019-2020					388,260.63	-----	-----	-3,999.94	-----	392,260.57
	Subtotal		086	0332	000	6,705,703.18	19,400,000.00	-----	18,395,775.85	-----	7,709,927.33
Housing, Program Office Salaries and Expenses, Housing and Urban Development Fund Resources:											
Undisbursed Funds											
	2019-2020		086	0334	000	1,017,711.08	-----	-----	1,275.31	-----	1,016,435.77
	2018-2019					97,947.69	-----	-----	-----	97,947.69	-----
	Subtotal		086	0334	000	1,115,658.77	-----	-----	1,275.31	97,947.69	1,016,435.77
Administrative Support Offices, Management and Administration, Housing and Urban Development Fund Resources:											
Undisbursed Funds											
	2022-2030		086	0335	000	58,458,974.09	-----	-----	8,660,412.09	-----	49,798,562.00
	2024-2025					-----	685,658,000.00	-----	492,210,784.47	-----	193,447,215.53
	2023-2024					187,978,765.88	-----	-----	152,213,780.03	-----	35,764,985.85

Footnotes at End of Chapter

Appropriations, Outlays, and Balances - Continued

Appropriation or Fund Account  Title	Account Symbol				Balances, Beginning of Fiscal Year	Appropriations and Other Obligational Authority <sup>1</sup>	Transfers Borrowings and Investment (Net) <sup>2</sup>	Outlays (Net)	Balances Withdrawn and Other Transactions <sup>3</sup>	Balances, End of Fiscal Year
	Period of Availability	ATA	AID	MAIN						
	2022-2023				33,368,053.55	-----	-----	10,451,533.20	-----	22,916,520.35
	2021-2022				17,789,076.14	-----	-----	1,871,877.44	-----	15,917,198.70
	2020-2021				20,197,296.14	-----	-----	1,911,428.92	-----	18,285,867.22
	2019-2021				221,515.74	-----	-----	-----	-----	221,515.74
	2019-2020				11,307,607.23	-----	-----	1,621,068.07	-----	9,686,539.16
	2018-2019				309,304.59	-----	-----	-----	309,304.59	-----
	Subtotal		086	0335	000	329,630,593.36	685,658,000.00	668,940,884.22	309,304.59	346,038,404.55
Public and Indian Housing, Program Office Salaries and Expenses, Housing and Urban Development Fund Resources:										
Undisbursed Funds	2019-2024		086	0337	000	375,857.75	-----	214,927.50	-----	160,930.25
	2018-2023					11,239.33	-----	563.60	-----	10,675.73
	2019-2020					538,947.79	-----	1,298.56	-----	537,649.23
	2018-2019					159,848.04	-----	-----	159,848.04	-----
	Subtotal		086	0337	000	1,085,892.91	-----	216,789.66	159,848.04	709,255.21
Community Planning and Development, Program Office Salaries and Expenses, Housing and Urban Development Fund Resources:										
Undisbursed Funds	2019-2020		086	0338	000	490,619.62	-----	-----	-----	490,619.62
	No Year					28,830,843.41	-----	3,716,638.24	-----	25,114,205.17
	Subtotal		086	0338	000	29,321,463.03	-----	3,716,638.24	-----	25,604,824.79
Policy Development and Research, Program Office Salaries and Expenses, Housing and Urban Development Fund Resources:										
Undisbursed Funds	2019-2020		086	0339	000	137,706.98	-----	-----	-----	137,706.98
	2018-2019					915,080.63	-----	-----	915,080.63	-----
	Subtotal		086	0339	000	1,052,787.61	-----	-----	915,080.63	137,706.98
Fair Housing and Equal Opportunity, Program Office Salaries and Expenses, Housing and Urban Development Fund Resources:										
Undisbursed Funds	2019-2020		086	0340	000	782,732.39	-----	-----	-----	782,732.39
Office of Healthy Homes and Lead Hazard Control, Program Office Salaries and Expenses, Housing and Urban Development Fund Resources:										
Undisbursed Funds	2019-2020		086	0341	000	94,878.86	-----	-----	-----	94,878.86
Transformation Initiative, Management and Administration, Housing and Urban Development Fund Resources:										
Undisbursed Funds	No Year		086	0402	000	355,089.90	-355,089.90	-----	-----	-----
Program Offices, Management and Administration, Housing and Urban Development Fund Resources:										
Undisbursed Funds	2021-2030		086	0479	000	10,032,204.22	-----	2,399,235.97	-----	7,632,968.25
	2021-2029					45,688,491.12	-----	4,987,281.33	-----	40,701,209.79

Footnotes at End of Chapter



## Appropriations, Outlays, and Balances - Continued

Appropriation or Fund Account  Title	Account Symbol				Balances, Beginning of Fiscal Year	Appropriations and Other Obligational Authority <sup>1</sup>	Transfers Borrowings and Investment (Net) <sup>2</sup>	Outlays (Net)	Balances Withdrawn and Other Transactions <sup>3</sup>	Balances, End of Fiscal Year	
	Period of Availability	ATA	AID	MAIN							SUB
	2024-2025				-----	1,091,914,130.00	-----	992,904,921.89	-----	99,009,208.11	
	2021-2025				3,531,893.39	-----	-----	349,203.98	-----	3,182,689.41	
	2020-2025				29,907.25	-----	-----	-----	-----	29,907.25	
	2023-2024				169,169,668.70	-----	-----	164,263,899.90	-----	4,905,768.80	
	2022-2023				2,975,747.10	-----	-----	690,241.78	-----	2,285,505.32	
	2021-2023				23,454.22	-----	-----	23,454.22	-----	-----	
	2021-2022				5,728,390.80	-----	-----	1,433,413.88	-----	4,294,976.92	
	2020-2021				10,722,737.78	-----	-----	-4,044.02	-----	10,726,781.80	
	Subtotal		086	0479	000	247,902,494.58	1,091,914,130.00	-----	1,167,047,608.93	-----	172,769,015.65
<b>Intragovernmental Funds</b>											
Information Technology Fund, Management and Administration, Housing and Urban Development Fund Resources:											
Undisbursed Funds											
	2024-2026		086	4586	000	-----	389,042,000.00	-----	102,723,550.30	-----	286,318,449.70
	2023-2025					251,519,671.74	-----	180,821,651.56	-----	70,698,020.18	
	2022-2024					62,574,732.73	-----	34,688,614.17	-----	27,886,118.56	
	2021-2024					23,924,629.08	-----	15,358,791.74	-----	8,565,837.34	
	2021-2022					18,389,197.53	-----	511,418.81	-----	17,877,778.72	
	2020-2022					1,722,794.00	-----	1,428,718.54	-----	294,075.46	
	2020-2021					10,412,160.70	-----	658,609.79	-----	9,753,550.91	
	2019-2021					1,774.96	-----	452.73	-----	1,322.23	
	2019-2020					9,978,807.23	-----	122,020.70	-----	9,856,786.53	
	2018-2020					618.82	-----	-----	-----	618.82	
	2018-2019					12,536,846.58	-----	118,613.17	12,418,233.41	-----	
	2017-2019					1,614,733.15	-----	-----	1,614,733.15	-----	
	No Year					10,268,843.44	-----	10,200,000.00	3,511,561.82	-----	16,957,281.62
	Subtotal		086	4586	000	402,944,809.96	389,042,000.00	10,200,000.00	339,944,003.33	14,032,966.56	448,209,840.07
Working Capital Fund, Management and Administration, Housing and Urban Development Fund Resources:											
Undisbursed Funds											
	No Year		086	4598	000	15,852,719.87	-----	-----	-2,668,113.08	-----	18,520,832.95
<b>Trust Fund Accounts</b>											
Gifts and Bequests, Housing and Urban Development Fund Resources:											
Undisbursed Funds											
	No Year		086	8093	000	0.14	-----	-----	-----	<sup>7</sup> 0.14	-----
Total, Management and Administration						1,089,581,823.44	2,338,583,040.10	10,200,000.00	2,355,084,977.16	16,467,601.01	1,066,812,285.37
<b>Deductions for Offsetting Receipts</b>											
Proprietary Receipts from the Public						-----	-2,407,035,642.01	-----	-2,433,694,964.44	-----	-----
Intrabudgetary Receipts Deducted by Agency						-----	-3,750,346.29	-----	-3,750,346.29	-----	-----

Footnotes at End of Chapter

Appropriations, Outlays, and Balances - Continued

Appropriation or Fund Account  Title	Account Symbol				Balances, Beginning of Fiscal Year	Appropriations and Other Obligational Authority <sup>1</sup>	Transfers Borrowings and Investment (Net) <sup>2</sup>	Outlays (Net)	Balances Withdrawn and Other Transactions <sup>3</sup>	Balances, End of Fiscal Year	
	Period of Availability	ATA	AID	MAIN							SUB
Offsetting Governmental Receipts					-----	-15,680,600.00	-----	-15,680,600.00	-----	-----	
Total, Offsetting Receipts					-----	-2,426,466,588.30	-----	-2,453,125,910.73	-----	-----	
Total, Department of Housing and Urban Development					278,972,785,440.12	73,834,618,510.55	510,061,840.00	51,976,383,408.32	350,660,457.91	300,963,762,602.01	
<b>Memorandum</b>											
<b>Financing Accounts</b>											
<b>Public Enterprise Funds</b>											
FHA-General and Special Risk Guaranteed Loan, Financing Account, Housing and Urban Development Fund Resources:											
Undisbursed Funds	No Year		086	4077	000	7,681,274,557.58	-----	1,624,000,000.00	2,787,672,023.36	-----	6,517,602,534.22
Authority to Borrow from the Treasury						-----	2,018,000,000.00	-2,018,000,000.00	-----	-----	-----
Subtotal			086	4077	000	7,681,274,557.58	2,018,000,000.00	-394,000,000.00	2,787,672,023.36	-----	6,517,602,534.22
Community Development Guaranteed Loans, Financing Account, Housing and Urban Development Fund Resources:											
Undisbursed Funds	No Year		086	4096	000	5,771,810.07	-----	110,000.00	2,645,526.36	-----	3,236,283.71
Authority to Borrow from the Treasury						-----	110,000.00	-110,000.00	-----	-----	-----
Subtotal			086	4096	000	5,771,810.07	110,000.00	-----	2,645,526.36	-----	3,236,283.71
Indian Housing Guaranteed Loans, Financing Account, Housing and Urban Development Fund Resources:											
Undisbursed Funds	No Year		086	4104	000	60,295,260.56	-----	4,751,000.00	-12,979,542.21	-----	78,025,802.77
Authority to Borrow from the Treasury						-----	4,751,000.00	-4,751,000.00	-----	-----	-----
Subtotal			086	4104	000	60,295,260.56	4,751,000.00	-----	-12,979,542.21	-----	78,025,802.77
FHA-General and Special, Direct Loan, Financing Account, Housing and Urban Development Fund Resources:											
Undisbursed Funds	No Year		086	4105	000	333,070,410.12	-----	<sup>9,10</sup> 492,701,581.72	473,024,530.85	-----	352,747,460.99
Authority to Borrow from the Treasury						1,920,889,473.65	684,122,719.35	-530,897,000.00	-----	46,145,000.00	2,027,970,193.00
Subtotal			086	4105	000	2,253,959,883.77	684,122,719.35	-38,195,418.28	473,024,530.85	46,145,000.00	2,380,717,653.99
FHA-Loan Guarantee Recovery Fund Financing Account, Housing and Urban Development Fund Resources:											
Undisbursed Funds	No Year		086	4106	000	9,419,960.25	-----	-----	-760,190.79	-----	10,180,151.04
Guarantees of Mortgage-Backed Securities, Financing Account, Housing and Urban Development Fund Resources:											
Undisbursed Funds	No Year		086	4240	000	4,562,716,854.57	-----	-500,000,000.00	-361,745,319.60	-----	4,424,462,174.17
Mutual Mortgage Insurance, Direct Loan, Financing Loan, Housing and Urban Development Fund Resources:											
Undisbursed Funds	No Year		086	4242	000	37,259.90	-----	-----	238.95	-----	37,020.95

Footnotes at End of Chapter

## Appropriations, Outlays, and Balances - Continued

Appropriation or Fund Account  Title	Account Symbol				Balances, Beginning of Fiscal Year	Appropriations and Other Obligational Authority <sup>1</sup>	Transfers Borrowings and Investment (Net) <sup>2</sup>	Outlays (Net)	Balances Withdrawn and Other Transactions <sup>3</sup>	Balances, End of Fiscal Year	
	Period of Availability	ATA	AID	MAIN							SUB
<b>Title VI Indian Federal Guarantees, Financing Account, Housing and Urban Development</b>											
Fund Resources:											
Undisbursed Funds	No Year		086	4244	000	671,630.07	-----	50,000.00	-841,457.38	-----	1,563,087.45
Authority to Borrow from the Treasury						-----	50,000.00	-50,000.00	-----	-----	-----
Subtotal			086	4244	000	671,630.07	50,000.00	-----	-841,457.38	-----	1,563,087.45
<b>Native Hawaiian Housing Loan Guarantee Fund, Financing Account, Housing and Urban Development</b>											
Fund Resources:											
Undisbursed Funds	No Year		086	4351	000	4,495,158.94	-----	1,356,828.00	-178,314.32	-----	6,030,301.26
Authority to Borrow from the Treasury						-----	1,356,828.00	-1,356,828.00	-----	-----	-----
Subtotal			086	4351	000	4,495,158.94	1,356,828.00	-----	-178,314.32	-----	6,030,301.26
<b>Home Ownership Preservation Entity Fund Financing Account, Housing and Urban Development</b>											
Fund Resources:											
Undisbursed Funds	No Year		086	4353	000	4,808,648.24	-----	-2,200,000.00	-1,042,759.10	-----	3,651,407.34
<b>Emergency Homeowner's Relief Financing Account, Housing Programs, Housing and Urban Development</b>											
Fund Resources:											
Undisbursed Funds	No Year		086	4357	000	346,672.72	-----	-2,000,000.00	-2,325,137.10	-----	671,809.82
<b>Intragovernmental Funds</b>											
<b>Mutual Mortgage Insurance/Cooperative Management Insurance, Financing Account, Housing and Urban Development</b>											
Fund Resources:											
Undisbursed Funds	No Year		086	4587	000	9,142,853,161.29	-----	18,237,000,000.00	14,784,309,919.84	-----	12,595,543,241.45
Authority to Borrow from the Treasury						-----	19,316,000,000.00	-19,316,000,000.00	-----	-----	-----
Subtotal			086	4587	000	9,142,853,161.29	19,316,000,000.00	-1,079,000,000.00	14,784,309,919.84	-----	12,595,543,241.45
<b>Green Retrofit Program for Multifamily Housing Financing Account - Recovery Act, Housing Programs, Housing and Urban Development</b>											
Fund Resources:											
Undisbursed Funds	No Year		086	4589	000	7,490,209.33	-----	-----	2,818,387.93	-----	4,671,821.40
<b>Green and Resilient Retrofit Program for Multifamily Housing, Financing Account, Housing Programs, Housing and Urban Development</b>											
Fund Resources:											
Undisbursed Funds	No Year		086	4616	000	74,500,000.00	-----	174,250,000.00	-----	-----	248,750,000.00
Authority to Borrow from the Treasury						-----	242,542,137.19	-174,250,000.00	-----	-----	68,292,137.19
Subtotal			086	4616	000	74,500,000.00	242,542,137.19	-----	-----	-----	317,042,137.19
<b>Total, Financing Accounts</b>						23,808,641,067.29	22,266,932,684.54	-2,015,395,418.28	17,670,597,906.79	46,145,000.00	26,343,435,426.76

Footnotes at End of Chapter

---

Footnotes

---

- 1 The amounts in this column, unless otherwise footnoted, represent appropriations, increases and rescissions in borrowing authority or new contract authority. Appropriation accounts with appropriation transfer activity are presented in Table 1 (Appropriations and Appropriation Transfers) at the end of this chapter.
- 2 The amounts in this column, unless otherwise footnoted, represent transfers - other than appropriation transfers, borrowings (gross), investments (net), unrealized discounts or funds held outside the Treasury.
- 3 The amounts in this column, unless otherwise footnoted, represent obligated balances canceled for fiscal year 2019 pursuant to 31 U.S.C. 1553 and adjustments to borrowing and contract authority.
- 4 Pursuant to Public Law # 118-42, 138 Stat. 385, Sec. 239 (a), the balance for this account has been extended beyond the normal period of availability to liquidate obligations.
- 5 Pursuant to Public Law # 117-328, 136 Stat. 5187, Sec. 420, the balance for this account has been extended beyond the normal period of availability to liquidate obligations.
- 6 Pursuant to Public Law # 112-10 125 Stat. 197 Sec. 2256, the balance for this account has been extended beyond the normal period of availability to liquidate obligations.
- 7 Represents capital transfer to miscellaneous receipts.
- 8 Pursuant to Public Law # 118-42, 138 Stat. 385, Sec. 239 (f), the balance for this account has been extended beyond the normal period of availability to liquidate obligations.
- 9 Includes \$23,201,581.72 which represents net borrowing from the Federal Financing Bank in lieu of issuance of agency debt.
- 10 Includes \$469,500,000.00 which represents borrowing from the U.S. Treasury.

## Appropriations, Outlays, and Balances - Continued

### Footnotes

**Table 1 - Appropriations and Appropriation Transfers - Department of Housing and Urban Development**

AID	ATA	Period of Availability	MAIN	Net Appropriations and Appropriation Transfers	Appropriation Amount	Net Appropriation Transfers	AID Involved	ATA Involved	Period of Availability Involved	MAIN Involved	Amount From or To (-)
086		2427	0302	42,090,118.00	0.00	42,090,118.00	086		2427	0481	42,090,118.00
086		2427	0303	48,177,829.00	0.00	48,177,829.00	086		2427	0320	26,248,983.00
							086		2427	0481	21,928,846.00
086		2427	0320	886,751,017.00	913,000,000.00	-26,248,983.00	086		2427	0303	-26,248,983.00
086		2425	0335	685,658,000.00	686,400,000.00	-742,000.00	086		2425	0479	1,000,000.00
							086		2426	4586	-1,742,000.00
086		2425	0479	1,091,914,130.00	1,097,164,130.00	-5,250,000.00	086		2425	0335	-1,000,000.00
							086		2426	4586	-4,250,000.00
086		2427	0481	8,746,765,036.00	8,810,784,000.00	-64,018,964.00	086		2427	0302	-42,090,118.00
							086		2427	0303	-21,928,846.00
086		2426	4586	389,042,000.00	383,050,000.00	5,992,000.00	086		2425	0335	1,742,000.00
							086		2425	0479	4,250,000.00
Total				11,890,398,130.00	11,890,398,130.00	-----					-----

Appropriations, Outlays, and Balances - Continued

Appropriation or Fund Account  Title	Account Symbol					Balances, Beginning of Fiscal Year	Appropriations and Other Obligational Authority <sup>1</sup>	Transfers Borrowings and Investment (Net) <sup>2</sup>	Outlays (Net)	Balances Withdrawn and Other Transactions <sup>3</sup>	Balances, End of Fiscal Year
	Period of Availability	ATA	AID	MAIN	SUB						
<b>Department of the Interior</b>											
<b>Trust Fund Accounts</b>											
Donations, National Park Service Fund Resources: Undisbursed Funds	No Year		014	8037	000	203,109,024.73	97,204,650.54	-----	70,934,049.97	-----	229,379,625.30
<b>Bureau of Trust Fund Administration</b>											
<b>Special Fund Accounts</b>											
Tribal Special Fund, Bureau of Trust Funds Administration, Interior Fund Resources: Undisbursed Funds	No Year		014	5265	000	-----	2,967,919.61	19,014.11	2,986,933.72	-----	-----
Investments in US Treasury Securities						15,286,640.91	-----	-19,014.11	-----	-----	15,267,626.80
	Subtotal		014	5265	000	15,286,640.91	2,967,919.61	-----	2,986,933.72	-----	15,267,626.80
Trust Land Consolidation Fund, Departmental Offices, Interior Fund Resources: Undisbursed Funds	2013-2023		014	5670	000	588,895.15	-----	-----	-5,301.57	-----	594,196.72
<b>Trust Fund Accounts</b>											
Tribal Trust Fund, Bureau of Trust Funds Administration, Interior Fund Resources: Undisbursed Funds	No Year		014	8030	000	-----	568,248,490.03	-372,860,358.97	195,388,131.06	-----	-----
Unrealized Discount on Investments						-5,512,049.37	-----	-66,263,506.72	-----	-----	-71,775,556.09
Investments in US Treasury Securities						304,039,743.86	-----	439,123,865.69	-----	-----	743,163,609.55
	Subtotal		014	8030	000	298,527,694.49	568,248,490.03	0.00	195,388,131.06	-----	671,388,053.46
Total, Bureau of Trust Fund Administration						314,403,230.55	571,216,409.64	0.00	198,369,763.21	-----	687,249,876.98
<b>Bureau of Indian Education</b>											
<b>General Fund Accounts</b>											
Education Construction, Bureau of Indian Affairs and Bureau of Indian Education, Interior Fund Resources: Undisbursed Funds	No Year		014	2105	000	808,221,356.56	234,725,000.00	-----	154,009,897.79	-----	888,936,458.77
Operation of Indian Education Programs, Bureau of Indian Education, Interior Fund Resources: Undisbursed Funds	2022-2027		014	2106	000	4,404,764.27	-----	-----	-1,434,378.78	-----	5,839,143.05
	2024-2026					-----	-----	-----	-98,363,229.64	-----	98,363,229.64
	2024-2025					-----	1,076,555,432.00	-----	563,329,228.74	-----	513,226,203.26
	2023-2025					20,125,223.76	-----	-----	-25,010,012.84	-----	45,135,236.60
	2023-2024					547,280,578.29	-----	-13,021,903.00	488,231,397.14	-----	46,027,278.15
	2022-2024					60,035,749.06	-----	-----	51,716,847.58	-----	8,318,901.48
	2022-2023					52,089,183.88	-----	-----	37,788,395.04	-----	14,300,788.84

Footnotes at End of Chapter

## Appropriations, Outlays, and Balances - Continued

Appropriation or Fund Account  Title	Account Symbol				Balances, Beginning of Fiscal Year	Appropriations and Other Obligational Authority <sup>1</sup>	Transfers Borrowings and Investment (Net) <sup>2</sup>	Outlays (Net)	Balances Withdrawn and Other Transactions <sup>3</sup>	Balances, End of Fiscal Year	
	Period of Availability	ATA	AID	MAIN							SUB
	2021-2023				6,962,593.01	-----	-----	6,307,085.23	-----	655,507.78	
	2021-2022				19,202,787.25	-----	-----	10,165,806.83	-----	9,036,980.42	
	2020-2022				3,010,939.32	-----	-----	1,665,784.85	-----	1,345,154.47	
	2020-2021				8,408,361.93	-----	-----	1,968,122.02	-----	6,440,239.91	
	No Year				168,246,872.10	-----	3,000,000.00	101,063,111.63	-----	70,183,760.47	
	Subtotal		014	2106	000	889,767,052.87	1,076,555,432.00	-10,021,903.00	1,137,428,157.80	818,872,424.07	
<b>Special Fund Accounts</b>											
Operation and Maintenance of Quarters, Bureau of Indian Education, Interior Fund Resources:											
	Undisbursed Funds	No Year		014	5621	000	99,876.96	2,469,429.33	-----	270,772.34	2,298,533.95
Total, Bureau of Indian Education											
-----											
Total,											
-----											
-----											
<b>Land and Minerals Management</b>											
<b>Bureau of Land Management</b>											
<b>General Fund Accounts</b>											
Management of Lands and Resources, Bureau of Land Management Fund Resources:											
	Undisbursed Funds										
	2022-2031		014	1109	000	<sup>4</sup> 292,157,738.00	-----	-----	19,748,082.48	272,409,655.52	
	2022-2026					39,695,828.19	-----	-----	8,170,045.44	31,525,782.75	
	2024-2025					-----	1,096,044,000.00	-----	706,377,051.04	389,666,948.96	
	2023-2024					449,815,000.42	-----	-----	352,766,191.99	97,048,808.43	
	2022-2023					110,789,873.30	-----	-----	61,131,643.30	49,658,230.00	
	2021-2022					52,004,685.25	-----	-----	19,544,400.78	32,460,284.47	
	2020-2021					39,182,803.46	-----	-----	9,345,477.87	29,837,325.59	
	No Year					298,399,255.43	196,972,000.00	-----	226,242,650.18	269,128,605.25	
Transfer To:											
	MLR RECO FWS										
	2024-2025	014	014	1109	016	-----	1,900,000.00	-----	-----	1,900,000.00	
	2023-2024					2,992,964.67	-----	-----	2,846,076.95	146,887.72	
	2022-2023					127,245.21	-----	-----	108,935.58	18,309.63	
	Subtotal		014	1109	000	1,285,165,393.93	1,294,916,000.00	-----	1,406,280,555.61	1,173,800,838.32	
Construction, Bureau of Land Management Fund Resources:											
	Undisbursed Funds										
	No Year		014	1110	000	10,346.32	-----	-----	-----	10,346.32	
Oregon and California Grant Lands, Bureau of Land Management Fund Resources:											
	Undisbursed Funds										
	No Year		014	1116	000	60,784,244.85	115,521,000.00	-----	116,426,636.33	59,878,608.52	

Footnotes at End of Chapter

Appropriations, Outlays, and Balances - Continued

Appropriation or Fund Account  Title	Account Symbol				Balances, Beginning of Fiscal Year	Appropriations and Other Obligational Authority <sup>1</sup>	Transfers Borrowings and Investment (Net) <sup>2</sup>	Outlays (Net)	Balances Withdrawn and Other Transactions <sup>3</sup>	Balances, End of Fiscal Year
	Period of Availability	ATA	AID	MAIN						
Cook Inlet Region, Incorporated Property Account, Bureau of Land Management Fund Resources: Undisbursed Funds	No Year		014	1118	000	2,376,394.44	-----	-----	-----	2,376,394.44
Abandoned Well Remediation Fund, Bureau of Land Management, Interior Fund Resources: Undisbursed Funds	No Year		014	2640	000	51,648.38	-----	-----	14,366.68	37,281.70
<b>Special Fund Accounts</b>										
Payments to States from Grazing Receipts, Etc., Public Lands Outside Grazing Districts, Bureau of Land Management Fund Resources: Undisbursed Funds	No Year		014	5016	000	1.40	861,263.37	-----	861,263.37	1.40
Service Charges, Deposits and Forfeitures, Bureau of Land Management Fund Resources: Undisbursed Funds	No Year		014	5017	000	134,079,162.12	65,122,623.28	-----	35,882,059.63	163,319,725.77
Expenses, Road Maintenance Deposits, Bureau of Land Management Fund Resources: Undisbursed Funds	No Year		014	5018	000	8,178,514.03	3,493,587.80	-----	3,722,454.35	7,949,647.48
Payments to States from Grazing Receipts, Etc., Public Lands within Grazing Districts, Bureau of Land Management Fund Resources: Undisbursed Funds	No Year		014	5032	000	1.15	1,303,107.03	-----	1,303,107.03	1.15
Land Acquisition, Bureau of Land Management Fund Resources: Undisbursed Funds	No Year		014	5033	000	192,849,148.84	73,877,000.00	-----	64,390,952.61	<sup>5</sup> 5,000,000.00 197,335,196.23
Payments to States from Grazing Receipts, Etc., Public Lands within Grazing Districts, Miscellaneous, Bureau of Land Management Fund Resources: Undisbursed Funds	No Year		014	5044	000	0.21	494,892.63	-----	494,892.63	0.21
Operation and Maintenance of Quarters, Bureau of Land Management Fund Resources: Undisbursed Funds	No Year		014	5048	000	2,758,693.25	1,170,984.25	-----	578,191.90	3,351,485.60
Payments to State and County from Clark County, Nevada Land Sales, Bureau of Land Management Fund Resources: Undisbursed Funds	No Year		014	5129	000	7,082,150.43	29,304,900.00	-----	27,634,519.00	8,752,531.43
Range Improvements, Bureau of Land Management Fund Resources: Undisbursed Funds	No Year		014	5132	000	21,608,606.41	9,430,000.00	-----	7,265,479.29	23,773,127.12
Payments to States (Proceeds of Sales), Bureau of Land Management Fund Resources: Undisbursed Funds	No Year		014	5133	000	485,898.47	1,054,943.56	-----	1,054,943.56	485,898.47

Footnotes at End of Chapter



## Appropriations, Outlays, and Balances - Continued

Appropriation or Fund Account  Title	Account Symbol				Balances, Beginning of Fiscal Year	Appropriations and Other Obligational Authority <sup>1</sup>	Transfers Borrowings and Investment (Net) <sup>2</sup>	Outlays (Net)	Balances Withdrawn and Other Transactions <sup>3</sup>	Balances, End of Fiscal Year	
	Period of Availability	ATA	AID	MAIN							SUB
Forest Ecosystems Health and Recovery, Bureau of Land Management Fund Resources: Undisbursed Funds	No Year		014	5165	000	93,712,099.56	13,557,277.65	-----	21,413,562.46	-----	85,855,814.75
Southern Nevada Public Land Management, Bureau of Land Management Fund Resources: Undisbursed Funds	No Year		014	5232	000	5,376,284.00	220,150,686.18	-185,255,173.09	26,284,377.86	-----	13,987,419.23
Transfer To:											
Forest Service, Agriculture	No Year	012	014	5232	011	27,805,883.10	-----	16,211,729.16	12,388,762.38	-----	31,628,849.88
Southern Nevada Public Land Management, Bureau of Reclamation, Interior	No Year	014	014	5232	006	16,004,815.10	-----	3,508,472.50	10,108,707.38	-----	9,404,580.22
National Park Service, Interior	No Year	014	014	5232	010	4,057,935.67	-----	6,462,627.91	4,376,064.86	-----	6,144,498.72
U.S. Fish and Wildlife Service, Interior	No Year	014	014	5232	016	4,937,427.66	-----	21,027,343.52	2,849,110.46	-----	23,115,660.72
Unrealized Discount on Investments			014	5232	000	-41,281,493.13	-----	-2,757,301.20	-----	-----	-44,038,794.33
Investments in US Treasury Securities						1,617,421,493.13	-----	140,802,301.20	-----	-----	1,758,223,794.33
Subtotal			014	5232	000	1,634,322,345.53	220,150,686.18	-----	56,007,022.94	-----	1,798,466,008.77
Timber Sales Pipeline Restoration Fund, Bureau of Land Management Fund Resources: Undisbursed Funds	No Year		014	5249	000	18,526,634.42	2,476,645.16	-----	2,654,441.79	-----	18,348,837.79
Federal Land Disposal Account, Bureau of Land Management Fund Resources: Undisbursed Funds	No Year		014	5260	000	19,457,144.92	1,177,776.96	-----	45,784.57	-----	20,589,137.31
Use of Receipts from Mineral Leasing Activities on Certain Naval Oil Shale Reserves, Bureau of Land Management Fund Resources: Undisbursed Funds	No Year		014	5294	000	3,121.68	-----	-----	-----	-----	3,121.68
White Pine County Special Account, Bureau of Land Management Fund Resources: Undisbursed Funds	No Year		014	5397	000	16,587.69	74,100.00	-----	5,183.01	-----	85,504.68
Recreation Enhancement Fee Program, Bureau of Land Management Fund Resources: Undisbursed Funds	No Year		014	5413	000	42,053,468.79	31,802,094.49	-----	30,884,626.42	-----	42,970,936.86
Lincoln County Land Act, Bureau of Land Management Fund Resources: Undisbursed Funds	No Year		014	5469	000	1,502,029.03	1,506,504.31	-357,000.00	1,843,511.29	-----	808,022.05
Unrealized Discount on Investments						-443,208.73	-----	-207,867.07	-----	-----	-651,075.80
Investments in US Treasury Securities						28,378,208.73	-----	564,867.07	-----	-----	28,943,075.80
Subtotal			014	5469	000	29,437,029.03	1,506,504.31	0.00	1,843,511.29	-----	29,100,022.05
Title II Projects on Federal Lands, Bureau of Land Management Fund Resources: Undisbursed Funds	No Year		014	5485	000	10,335,815.87	2,386,054.14	-----	2,481,357.93	-----	10,240,512.08

Footnotes at End of Chapter

**Appropriations, Outlays, and Balances - Continued**

Appropriation or Fund Account  Title	Account Symbol				Balances, Beginning of Fiscal Year	Appropriations and Other Obligational Authority <sup>1</sup>	Transfers Borrowings and Investment (Net) <sup>2</sup>	Outlays (Net)	Balances Withdrawn and Other Transactions <sup>3</sup>	Balances, End of Fiscal Year
	Period of Availability	ATA	AID	MAIN						
Stewardship Contracting Product Sales, Bureau of Land Management Fund Resources: Undisbursed Funds	No Year		014	5506	000	804,922.22	55,553.80	----- 270,302.08	-----	590,173.94
Washington County, Utah Land Acquisition Account, Bureau of Land Management, Interior Fund Resources: Undisbursed Funds	No Year		014	5554	000	1,227,709.21	-----	-----	-----	1,227,709.21
Owyhee Land Acquisition Account, Bureau of Land Management, Interior Fund Resources: Undisbursed Funds	No Year		014	5556	000	549,786.70	-----	-----	-----	449,786.70
Carson City Special Account, Bureau of Land Management, Interior Fund Resources: Undisbursed Funds	No Year		014	5558	000	73,845.28	-----	-----	-----	69,519.09
Silver Saddle Endowment Account, Bureau of Land Management, Interior Fund Resources: Undisbursed Funds	No Year		014	5559	000	355,743.43	-----	-----	-----	355,743.43
State Share, Carson City Land Sales, Bureau of Land Management, Interior Fund Resources: Undisbursed Funds	No Year		014	5561	000	201.15	-----	-----	-----	201.15
Permit Processing Fund, Bureau of Land Management Fund Resources: Undisbursed Funds	No Year		014	5573	000	140,233,909.00	58,756,064.87	-1,034,000.00 43,940,267.99	-----	154,015,705.88
Transfer To:										
Forest Service, Department of Agriculture	No Year	012	014	5573	011	993,164.62	800,000.00	-----	-----	1,186,062.04
U.S. Fish and Wildlife Service, Interior	No Year	014	014	5573	016	1,039,938.31	1,033,695.00	1,034,000.00	-----	1,059,754.20
Environmental Protection Agency	No Year	068	014	5573	000	93,710.08	475,000.00	-----	-----	352,882.69
Subtotal			014	5573	000	142,360,722.01	61,064,759.87	-----	-----	156,614,404.81
Geothermal Steam Implementation Fund Fund Resources: Undisbursed Funds	No Year		014	5575	000	41,561.96	-----	-----	-----	41,561.96
Naval Petroleum Reserve Numbered 2 Lease Revenue Account Fund Resources: Undisbursed Funds	No Year		014	5576	000	464,259.89	5,066.00	-----	-----	453,926.11
San Juan County, New Mexico Federal Land Conveyance, Bureau of Land Management, Interior Fund Resources: Undisbursed Funds	No Year		014	5611	000	-----	23,400.00	-----	-----	23,400.00
Ojito Land Acquisition, Interior Fund Resources: Undisbursed Funds	No Year		014	5612	000	382,000.00	-----	-----	-----	382,000.00

Footnotes at End of Chapter

## Appropriations, Outlays, and Balances - Continued

Appropriation or Fund Account  Title	Account Symbol				Balances, Beginning of Fiscal Year	Appropriations and Other Obligational Authority <sup>1</sup>	Transfers Borrowings and Investment (Net) <sup>2</sup>	Outlays (Net)	Balances Withdrawn and Other Transactions <sup>3</sup>	Balances, End of Fiscal Year	
	Period of Availability	ATA	AID	MAIN							SUB
Payments to Counties, Oregon and California Grant Lands, Bureau of Land Management Fund Resources: Undisbursed Funds	No Year		014	5884	000	6,041,953.17	29,799,487.29	-----	28,143,441.29	-----	7,697,999.17
Payments to Counties, National Grasslands, Bureau of Land Management Fund Resources: Undisbursed Funds	No Year		014	5896	000	210,129.74	384,020.25	-----	356,097.25	-----	238,052.74
Payments to Coos and Douglas Counties, Oregon, from Receipts, Coos Bay Wagon Road Grant Lands, Bureau of Land Management Fund Resources: Undisbursed Funds	No Year		014	5898	000	4,229,307.04	341,786.48	-----	279,779.48	-----	4,291,314.04
<b>Public Enterprise Funds</b>											
Helium Fund, Bureau of Land Management Fund Resources: Undisbursed Funds	No Year		014	4053	000	109,841,633.02	-----	-----	-458,755,228.43	-----	568,596,861.45
<b>Intragovernmental Funds</b>											
Working Capital Fund, Bureau of Land Management Fund Resources: Undisbursed Funds	No Year		014	4525	000	278,279,538.94	-----	915.00	-34,016,932.14	-----	312,297,386.08
Funds Held Outside the Treasury						39,526.00	-----	-915.00	-----	-----	38,611.00
	Subtotal		014	4525	000	278,319,064.94	-----	-----	-34,016,932.14	-----	312,335,997.08
<b>Trust Fund Accounts</b>											
Land and Resources Management Trust Fund, Bureau of Land Management Fund Resources: Undisbursed Funds	No Year		014	8069	000	93,773,160.91	27,064,063.05	-----	25,669,923.68	-----	95,167,300.28
Total, Bureau of Land Management						4,201,970,452.39	1,988,419,577.55	0.00	1,390,123,098.65	5,000,000.00	4,795,266,931.29
<b>Bureau of Ocean Energy Management</b>											
<b>General Fund Accounts</b>											
Ocean Energy Management, Bureau of Ocean Energy Management, Interior Fund Resources: Undisbursed Funds	2022-2026		014	1917	000	40,584,211.46	-----	-----	5,287,099.05	-----	35,297,112.41
	2024-2025					-----	155,162,000.00	-----	117,679,208.10	-----	37,482,791.90
	2023-2024					62,590,851.38	-----	-----	39,961,103.43	-----	22,629,747.95
	2022-2023					20,129,974.76	-----	-----	13,326,609.19	-----	6,803,365.57
	2021-2022					3,609,810.70	-----	-----	1,685,075.06	-----	1,924,735.64
	2020-2021					4,715,971.31	-----	-----	833,326.18	-----	3,882,645.13
	2019-2020					1,581,372.07	-----	-----	18,427.22	-----	1,562,944.85
	2018-2019					1,296,429.76	-----	-----	-400.13	1,296,829.89	-----
	No Year					97,653,103.33	-----	-----	-10,109,080.00	-----	107,762,183.33

Footnotes at End of Chapter

Appropriations, Outlays, and Balances - Continued

Appropriation or Fund Account  Title	Account Symbol				Balances, Beginning of Fiscal Year	Appropriations and Other Obligational Authority <sup>1</sup>	Transfers Borrowings and Investment (Net) <sup>2</sup>	Outlays (Net)	Balances Withdrawn and Other Transactions <sup>3</sup>	Balances, End of Fiscal Year	
	Period of Availability	ATA	AID	MAIN							SUB
Total, Bureau of Ocean Energy Management	Subtotal		014	1917	000	232,161,724.77	155,162,000.00	-----	168,681,368.10	1,296,829.89	217,345,526.78
						232,161,724.77	155,162,000.00	-----	168,681,368.10	1,296,829.89	217,345,526.78
<b>Office of Surface Mining Reclamation and Enforcement</b>											
<b>General Fund Accounts</b>											
Regulation and Technology, Office of Surface Mining Reclamation and Enforcement											
Fund Resources:											
Undisbursed Funds	2024-2025		014	1801	000	-----	116,186,000.00	-----	35,223,218.83	-----	80,962,781.17
	2023-2024					76,883,771.70	-----	-----	70,779,586.38	-----	6,104,185.32
	2022-2023					9,830,264.07	-----	-----	8,124,377.30	-----	1,705,886.77
	2021-2022					3,368,698.61	-----	-----	576,532.15	-----	2,792,166.46
	2020-2021					1,663,083.81	-----	-----	87,157.57	-----	1,575,926.24
	2019-2020					3,895,599.45	-----	-----	127,426.29	-----	3,768,173.16
	2018-2019					6,006,949.07	-----	-----	-353,007.89	6,359,956.96	-----
	No Year					1,220,236.26	40,000.00	-----	40,000.00	-----	1,220,236.26
	Subtotal		014	1801	000	102,868,602.97	116,226,000.00	-----	114,605,290.63	6,359,956.96	98,129,355.38
Payments in Lieu of Coal Fee Receipts, Office of Surface Mining Reclamation and Enforcement											
Fund Resources:											
Undisbursed Funds	No Year		014	1803	000	269,282,620.41	28,886,998.00	-----	44,963,490.50	-----	253,206,127.91
Supplemental Payments to UMWA Health Plans, Office of Surface Mining Reclamation and Enforcement											
Fund Resources:											
Undisbursed Funds	No Year		014	1804	000	-----	719,366,916.00	-----	719,366,916.00	-----	-----
<b>Special Fund Accounts</b>											
Abandoned Mine Reclamation Fund, Office of Surface Mining Reclamation and Enforcement											
Fund Resources:											
Undisbursed Funds	No Year		014	5015	000	29,954,180.53	1,010,438,052.71	25,691,211.76	1,046,078,310.90	-----	20,005,134.10
Unrealized Discount on Investments						-85,417,934.54	-----	83,432,255.73	-----	-----	-1,985,678.81
Investments in US Treasury Securities						14,662,624,250.82	-----	-109,123,467.49	-----	-----	14,553,500,783.33
	Subtotal		014	5015	000	14,607,160,496.81	1,010,438,052.71	0.00	1,046,078,310.90	-----	14,571,520,238.62
Regulation and Technology, Civil Penalties, Office of Surface Mining Reclamation and Enforcement											
Fund Resources:											
Undisbursed Funds	No Year		014	5063	000	1,770,816.33	236,728.85	-----	-----	-----	2,007,545.18
Total, Office of Surface Mining Reclamation and Enforcement						14,981,082,536.52	1,875,154,695.56	0.00	1,925,014,008.03	6,359,956.96	14,924,863,267.09
<b>Bureau of Safety and Environmental Enforcement</b>											
<b>General Fund Accounts</b>											

Footnotes at End of Chapter

**Appropriations, Outlays, and Balances - Continued**

Appropriation or Fund Account  Title	Account Symbol				Balances, Beginning of Fiscal Year	Appropriations and Other Obligational Authority <sup>1</sup>	Transfers Borrowings and Investment (Net) <sup>2</sup>	Outlays (Net)	Balances Withdrawn and Other Transactions <sup>3</sup>	Balances, End of Fiscal Year	
	Period of Availability	ATA	AID	MAIN							SUB
Offshore Safety and Environmental Enforcement, Bureau of Safety and Environmental Enforcement, Interior Fund Resources:											
Undisbursed Funds	2024-2025		014	1700	000	-----	136,450,000.00	-----	98,961,693.53	-----	37,488,306.47
	2023-2024					47,979,545.09	-----	-----	36,417,176.17	-----	11,562,368.92
	2022-2023					11,490,716.22	-----	-----	9,872,850.61	-----	1,617,865.61
	2021-2022					983,610.98	-----	-----	-46,786.77	-----	1,030,397.75
	2020-2021					927,880.33	-----	-----	161.78	-----	927,718.55
	2019-2020					839,283.35	-----	-----	-----	-----	839,283.35
	2018-2019					557,836.94	-----	-----	-----	557,836.94	-----
	No Year					112,288,682.33	11,098,150.36	-----	29,530,588.24	-----	93,856,244.45
	Subtotal		014	1700	000	175,067,555.24	147,548,150.36	-----	174,735,683.56	557,836.94	147,322,185.10
Oil Spill Research, Bureau of Safety and Environmental Enforcement Fund Resources:											
Undisbursed Funds	No Year		014	1920	000	41,674.24	-----	-----	41,674.24	-----	-----
<b>Trust Fund Accounts</b>											
Oil Spill Research, Bureau of Safety and Environmental Enforcement, Interior Fund Resources:											
Undisbursed Funds	No Year		014	8370	000	32,400,321.31	15,099,000.00	-----	15,952,470.26	-----	31,546,851.05
Total, Bureau of Safety and Environmental Enforcement						207,509,550.79	162,647,150.36	-----	190,729,828.06	557,836.94	178,869,036.15
Total, Land and Minerals Management						19,622,724,264.47	4,181,383,423.47	0.00	3,674,548,302.84	13,214,623.79	20,116,344,761.31
<b>Water and Science</b>											
<b>Bureau of Reclamation</b>											
<b>General Fund Accounts</b>											
Loan Program, Liquidating Account, Bureau of Reclamation, Interior Fund Resources:											
Undisbursed Funds	No Year		014	0667	000	-----	-----	-----	-506,273.52	<sup>5</sup> 506,273.52	-----
Water and Related Resources, Bureau of Reclamation, Interior Fund Resources:											
Undisbursed Funds	2022-2031		014	0680	000	575,000,000.00	-----	-----	327,789.30	-----	574,672,210.70
	2022-2026					3,915,590,477.60	-----	-----	403,481,820.08	-----	3,512,108,657.52
	2024					-----	-----	-----	-42,376.98	-----	42,376.98
	2023					448,142.46	-----	-----	448,142.46	-----	-----
	2020-2021					94,565.60	-----	-----	-----	-----	94,565.60
	No Year					6,306,144,004.97	2,659,103,339.00	198,000,000.00	2,039,529,406.23	-----	7,123,717,937.74
Funds Held Outside the Treasury						1,200.00	-----	-----	-----	-----	1,200.00
	Subtotal		014	0680	000	10,797,278,390.63	2,659,103,339.00	198,000,000.00	2,443,744,781.09	-----	11,210,636,948.54

Footnotes at End of Chapter

**Appropriations, Outlays, and Balances - Continued**

Appropriation or Fund Account  Title	Account Symbol				Balances, Beginning of Fiscal Year	Appropriations and Other Obligational Authority <sup>1</sup>	Transfers Borrowings and Investment (Net) <sup>2</sup>	Outlays (Net)	Balances Withdrawn and Other Transactions <sup>3</sup>	Balances, End of Fiscal Year	
	Period of Availability	ATA	AID	MAIN							SUB
Water and Related Resources - Recovery Act, Bureau of Reclamation, Interior Fund Resources: Undisbursed Funds	No Year		014	0681	000	462,484.60	-----	-----	-----	462,484.60	
Bureau of Reclamation Loans Program Account, Bureau of Reclamation, Interior Fund Resources: Undisbursed Funds	No Year		014	0685	000	3,532.17	193,635.00	-----	193,836.10	-----	3,331.07
California Bay-Delta Restoration, Bureau of Reclamation, Interior Fund Resources: Undisbursed Funds	No Year		014	0687	000	69,494,381.68	33,000,000.00	-----	30,542,614.26	-----	71,951,767.42
Taos Settlement Fund, Bureau of Reclamation, Interior Fund Resources: Undisbursed Funds	No Year		014	2638	000	13,204,192.85	-----	-----	141,225.62	-----	13,062,967.23
<b>Special Fund Accounts</b>											
Operation and Maintenance of Quarters, Bureau of Reclamation, Interior Fund Resources: Undisbursed Funds	No Year		014	5053	000	1,330,444.84	325,953.29	-----	88,498.83	-----	1,567,899.30
Operation, Maintenance, and Replacement of Project Works, North Platte Project (Gering and Fort Laramie, Goshen, and Pathfinder Irrigation Districts), Bureau of Reclamation Fund Resources: Undisbursed Funds	No Year		014	5058	000	48,073.83	-----	-----	-----	-----	48,073.83
Policy and Administration, Bureau of Reclamation, Interior Fund Resources: Undisbursed Funds	2024-2025		014	5065	000	-----	66,794,000.00	-----	54,831,483.76	-----	11,962,516.24
	2023-2024					11,594,225.08	-----	-----	10,781,070.21	-----	813,154.87
	2022-2023					2,918,474.29	-----	-----	2,125,630.70	-----	792,843.59
	2021-2022					813,218.78	-----	-----	122,304.75	-----	690,914.03
	2020-2021					919,250.28	-----	-----	8,914.49	-----	910,335.79
	2019-2020					606,769.62	-----	-----	-2,369.39	-----	609,139.01
	2018-2019					335,788.87	-----	-----	-1,920.32	337,709.19	-----
	No Year					4,630,938.97	-----	-----	-627.00	-----	4,631,565.97
	Subtotal		014	5065	000	21,818,665.89	66,794,000.00	-----	67,864,487.20	337,709.19	20,410,469.50
Payments to Local Units, Klamath Reclamation Area, Bureau of Reclamation Fund Resources: Undisbursed Funds	No Year		014	5103	000	1.41	556,628.06	-----	556,628.07	-----	1.40
Recreation Enhancement Fee Program, Bureau of Reclamation Fund Resources: Undisbursed Funds	No Year		014	5109	000	3,420,927.09	1,267,011.96	-----	908,891.45	-----	3,779,047.60

Footnotes at End of Chapter

## Appropriations, Outlays, and Balances - Continued

Appropriation or Fund Account  Title	Account Symbol				Balances, Beginning of Fiscal Year	Appropriations and Other Obligational Authority <sup>1</sup>	Transfers Borrowings and Investment (Net) <sup>2</sup>	Outlays (Net)	Balances Withdrawn and Other Transactions <sup>3</sup>	Balances, End of Fiscal Year
	Period of Availability	ATA	AID	MAIN						
Central Valley Project Restoration Fund, Bureau of Reclamation Fund Resources: Undisbursed Funds	No Year		014	5173	000	110,479,797.15	52,846,399.67	----- 40,749,045.17	-----	122,577,151.65
San Gabriel Basin Restoration Fund, Bureau of Reclamation Fund Resources: Undisbursed Funds	No Year		014	5483	000	249,035.70	5,500,000.00	----- 5,504,644.42	-----	244,391.28
San Joaquin River Restoration Fund, Bureau of Reclamation, Interior Fund Resources: Undisbursed Funds	No Year		014	5537	000	4 276,155,002.44	12,313,539.10	----- 196,061.49	-----	288,272,480.05
Reclamation Water Settlements Fund, Bureau of Reclamation, Interior Fund Resources: Undisbursed Funds	No Year		014	5593	000	116,220,785.39	148,296,805.09	-56,939,549.64 24,120,661.29	----- -----	183,457,379.55
Unrealized Discount on Investments					-5,014,067.64	-----	-2,972,004.11	-----	-----	-7,986,071.75
Investments in US Treasury Securities					504,072,167.49	-----	59,911,553.75	-----	-----	563,983,721.24
Subtotal			014	5593	000	615,278,885.24	148,296,805.09	----- 24,120,661.29	----- -----	739,455,029.04
Aging Infrastructure Account, Bureau of Reclamation, Interior Fund Resources: Undisbursed Funds	No Year		014	5624	000	920,745,353.11	714,000,000.00	----- 76,996,062.46	-----	1,557,749,290.65
Colorado River Dam Fund, Boulder Canyon Project, Bureau of Reclamation Fund Resources: Undisbursed Funds	No Year		014	5656	000	99,376,875.71	96,811,511.73	----- 91,078,139.34	5 646,274.52	104,463,973.58
Blackfeet Water Settlement Implementation Fund, Bureau of Reclamation, Interior Fund Resources: Undisbursed Funds	No Year		014	5668	000	20,000.00	11,979,816.36	-9,769,416.36 -----	----- -----	2,230,400.00
Unrealized Discount on Investments					-----	-----	-1,660,433.82	-----	-----	-1,660,433.82
Investments in US Treasury Securities					220,115,032.46	-----	11,429,850.18	-----	-----	231,544,882.64
Subtotal			014	5668	000	220,135,032.46	11,979,816.36	----- -----	----- -----	232,114,848.82
<b>Public Enterprise Funds</b>										
Lower Colorado River Basin Development Fund, Bureau of Reclamation Fund Resources: Undisbursed Funds	No Year		014	4079	000	2,410,000.00	7,608,659.00	-33,433,361.11 -26,324,702.11	----- -----	2,910,000.00
Investments in US Treasury Securities					468,940,114.74	-----	41,995,361.11	-----	-----	510,935,475.85
Subtotal			014	4079	000	471,350,114.74	7,608,659.00	8,562,000.00 -26,324,702.11	----- -----	513,845,475.85
Upper Colorado River Basin Fund, Bureau of Reclamation Fund Resources: Undisbursed Funds	No Year		014	4081	000	404,350,791.61	25,486,002.00	----- 16,473,704.72	5 6,879,340.55	406,483,748.34
<b>Intragovernmental Funds</b>										
Working Capital Fund, Bureau of Reclamation Fund Resources: Undisbursed Funds	No Year		014	4524	000	152,191,029.42	-----	----- -17,119,459.22	-----	169,310,488.64

Footnotes at End of Chapter

Appropriations, Outlays, and Balances - Continued

Appropriation or Fund Account  Title	Account Symbol				Balances, Beginning of Fiscal Year	Appropriations and Other Obligational Authority <sup>1</sup>	Transfers Borrowings and Investment (Net) <sup>2</sup>	Outlays (Net)	Balances Withdrawn and Other Transactions <sup>3</sup>	Balances, End of Fiscal Year	
	Period of Availability	ATA	AID	MAIN SUB							
<b>Trust Fund Accounts</b>											
Reclamation Trust Funds, Bureau of Reclamation Fund Resources:											
Undisbursed Funds	No Year		014	8070	000	1,346,596.17	335,851.03	-----	327,201.86	-----	1,355,245.34
Total, Bureau of Reclamation						14,178,719,608.74	3,836,419,151.29	206,562,000.00	2,755,536,048.52	8,369,597.78	15,457,795,113.73
<b>Central Utah Project</b>											
<b>General Fund Accounts</b>											
Central Utah Project Completion Account, Interior Fund Resources:											
Undisbursed Funds	2024-2025		014	0787	000	-----	1,750,000.00	-----	1,510,482.67	-----	239,517.33
	2023-2024					217,109.50	-----	-----	165,241.14	-----	51,868.36
	2022-2023					1,674.52	-----	-----	-----	-----	1,674.52
	2021-2022					10.99	-----	-----	-----	-----	10.99
	2020-2021					16,814.36	-----	-----	-----	-----	16,814.36
	2018-2019					2.06	-----	-----	-----	2.06	-----
	No Year					1,920,138.74	16,600,000.00	-----	16,679,498.27	-----	1,840,640.47
	Subtotal		014	0787	000	2,155,750.17	18,350,000.00	-----	18,355,222.08	2.06	2,150,526.03
<b>Special Fund Accounts</b>											
Utah Reclamation Mitigation and Conservation Account, Interior Fund Resources:											
Undisbursed Funds	No Year		014	5174	000	27,888,265.30	9,884,896.38	-2,019,981.70	9,016,511.19	-----	26,736,668.79
Unrealized Discount on Investments						-1,398,320.86	-----	703,273.17	-----	-----	-695,047.69
Investments in US Treasury Securities						127,009,410.24	-----	1,316,708.53	-----	-----	128,326,118.77
	Subtotal		014	5174	000	153,499,354.68	9,884,896.38	0.00	9,016,511.19	-----	154,367,739.87
Total, Central Utah Project						155,655,104.85	28,234,896.38	0.00	27,371,733.27	2.06	156,518,265.90
<b>United States Geological Survey</b>											
<b>General Fund Accounts</b>											
Surveys, Investigations, and Research, Geological Survey, Interior Fund Resources:											
Undisbursed Funds	2022-2031		014	0804	000	22,623,770.45	-----	-----	5,528,154.71	-----	17,095,615.74
	2024-2026					-----	68,655,000.00	-----	12,993,652.22	-----	55,661,347.78
	2024-2025					-----	1,285,260,000.00	-----	897,340,887.80	-----	387,919,112.20
	2023-2025					61,089,233.54	-----	-----	25,374,808.69	-----	35,714,424.85
	2024					-----	-----	-----	-1,078,502.88	-----	1,078,502.88
	2023-2024					430,302,042.05	-----	-----	318,566,165.62	-----	111,735,876.43
	2022-2024					41,559,246.88	-----	-----	26,397,476.81	-----	15,161,770.07
	2023					245,559.63	-----	-----	-134,363.50	-----	379,923.13
	2022-2023					86,087,821.72	-----	-----	56,527,045.31	-----	29,560,776.41
	2021-2023					2,006.53	-----	-----	1,999.85	-----	6.68

Footnotes at End of Chapter



## Appropriations, Outlays, and Balances - Continued

Appropriation or Fund Account	Account Symbol				Balances, Beginning of Fiscal Year	Appropriations and Other Obligational Authority <sup>1</sup>	Transfers Borrowings and Investment (Net) <sup>2</sup>	Outlays (Net)	Balances Withdrawn and Other Transactions <sup>3</sup>	Balances, End of Fiscal Year	
Title	Period of Availability	ATA	AID	MAIN							SUB
	2022				7,531.26	-----	-----	-67,122.59	-----	74,653.85	
	2021-2022				23,134,223.71	-----	-----	10,595,434.22	-----	12,538,789.49	
	2020-2022				26,609.73	-----	-----	-----	-----	26,609.73	
	2021				19.41	-----	-----	-1,371.31	-----	1,390.72	
	2020-2021				12,967,441.28	-----	-----	3,942,878.78	-----	9,024,562.50	
	2019-2021				11,247.73	-----	-----	-----	-----	11,247.73	
	2019-2020				5,525,192.30	-----	-----	113,870.55	-----	5,411,321.75	
	2018-2020				0.18	-----	-----	-----	-----	0.18	
	2018-2019				3,693,549.36	-----	-----	47,029.19	3,646,520.17	-----	
	2017-2019				7,238.27	-----	-----	7,238.27	-----	-----	
	No Year				551,321,889.41	170,174,000.00	-----	188,235,883.09	-----	533,260,006.32	
	Subtotal		014	0804	000	1,238,604,623.44	1,524,089,000.00	-----	1,544,391,164.83	3,646,520.17	1,214,655,938.44
<b>Special Fund Accounts</b>											
Operation and Maintenance of Quarters, Geological Survey											
Fund Resources:											
Undisbursed Funds											
	No Year		014	5055	000	251,367.33	71,430.47	-----	24,430.82	-----	298,366.98
<b>Intragovernmental Funds</b>											
Working Capital Fund, Geological Survey											
Fund Resources:											
Undisbursed Funds											
	No Year		014	4556	000	281,671,979.48	-----	-----	14,154,370.43	-----	267,517,609.05
<b>Trust Fund Accounts</b>											
Contributed Funds, Geological Survey, Interior											
Fund Resources:											
Undisbursed Funds											
	No Year		014	8562	000	3,072,746.08	3,706,912.82	-----	967,670.01	-----	5,811,988.89
Total, United States Geological Survey					1,523,600,716.33	1,527,867,343.29	-----	1,559,537,636.09	3,646,520.17	1,488,283,903.36	
Total, Water and Science					15,857,975,429.92	5,392,521,390.96	206,562,000.00	4,342,445,417.88	12,016,120.01	17,102,597,282.99	
<b>Fish and Wildlife and Parks</b>											
<b>United States Fish and Wildlife Service</b>											
<b>General Fund Accounts</b>											
Resource Management, United States Fish and Wildlife Service											
Fund Resources:											
Undisbursed Funds											
	2024-2026		014	1611	000	-----	44,920,000.00	-----	-----	44,920,000.00	
	2022-2026					165,092,188.21	-----	22,854,525.80	-----	142,237,662.41	
	2024-2025					-----	1,483,563,445.31	-----	923,820,912.64	559,742,532.67	
	2023-2025					25,133,104.68	-----	-7,473,831.60	-----	32,606,936.28	
	2023-2024					622,080,013.35	-----	428,046,941.14	-----	194,033,072.21	
	2022-2024					5,889,123.42	-----	1,476,843.44	-----	4,412,279.98	
	2022-2023					178,015,898.31	-----	99,063,182.14	-----	78,952,716.17	
	2020-2023					92,525.53	-----	10,194.94	-----	82,330.59	

Footnotes at End of Chapter

Appropriations, Outlays, and Balances - Continued

Appropriation or Fund Account  Title	Account Symbol				Balances, Beginning of Fiscal Year	Appropriations and Other Obligational Authority <sup>1</sup>	Transfers Borrowings and Investment (Net) <sup>2</sup>	Outlays (Net)	Balances Withdrawn and Other Transactions <sup>3</sup>	Balances, End of Fiscal Year	
	Period of Availability	ATA	AID	MAIN							SUB
	2021-2022				80,269,826.43	-----	-----	40,317,265.57	-----	39,952,560.86	
	2020-2021				46,223,661.41	-----	-----	19,721,799.71	-----	26,501,861.70	
	2019-2020				19,329,452.51	-----	-----	5,410,966.65	-----	13,918,485.86	
	2018-2019				15,648,842.41	-----	-----	5,993,307.50	9,655,534.91	-----	
	No Year				324,372,770.84	98,066,725.00	600,000.00	67,827,236.65	-----	355,212,259.19	
	Subtotal		014	1611	000	1,482,147,407.10	1,626,550,170.31	600,000.00	1,607,069,344.58	9,655,534.91	1,492,572,697.92
Construction, United States Fish and Wildlife Service Fund Resources:											
Undisbursed Funds	No Year		014	1612	000	470,279,779.80	19,280,000.00	-----	74,170,444.51	-----	415,389,335.29
Multinational Species Conservation Fund, United States Fish and Wildlife Service Fund Resources:											
Undisbursed Funds	No Year		014	1652	000	46,152,129.38	20,500,000.00	-----	20,720,831.66	-----	45,931,297.72
National Wildlife Refuge Fund, United States Fish and Wildlife Service Fund Resources:											
Undisbursed Funds	2024		014	1691	000	-----	13,228,000.00	-----	13,228,000.00	-----	-----
Neotropical Migratory Bird Conservation, U.S. Fish and Wildlife Service Fund Resources:											
Undisbursed Funds	No Year		014	1696	000	10,793,036.73	5,000,000.00	-----	6,031,636.24	-----	9,761,400.49
<b>Special Fund Accounts</b>											
Land Acquisition, United States Fish and Wildlife Service Fund Resources:											
Undisbursed Funds	No Year		014	5020	000	233,990,303.48	118,952,000.00	-----	131,609,796.69	-----	221,332,506.79
Federal Aid to Wildlife Restoration, United States Fish and Wildlife Service Fund Resources:											
Undisbursed Funds	No Year		014	5029	000	152,188,819.59	1,038,756,373.16	30,801,048.50	1,014,111,550.15	-----	207,634,691.10
Unrealized Discount on Investments					-33,771,093.75	-----	4,198,951.50	-----	-----	-----	-29,572,142.25
Investments in US Treasury Securities					3,025,000,000.00	-----	-35,000,000.00	-----	-----	-----	2,990,000,000.00
	Subtotal		014	5029	000	3,143,417,725.84	1,038,756,373.16	-----	1,014,111,550.15	-----	3,168,062,548.85
Operation and Maintenance of Quarters, United States Fish and Wildlife Service Fund Resources:											
Undisbursed Funds	No Year		014	5050	000	9,797,936.21	4,149,372.06	-----	3,074,869.27	-----	10,872,439.00
National Wildlife Refuge Fund, United States Fish and Wildlife Service Fund Resources:											
Undisbursed Funds	No Year		014	5091	000	6,474,252.79	7,540,342.32	-----	8,281,374.31	-----	5,733,220.80
Proceeds from Sales, Water Resource Development Projects, United States Fish and Wildlife Service Fund Resources:											
Undisbursed Funds	No Year		014	5092	000	671,456.75	347,431.95	-----	543,965.26	-----	474,923.44

Footnotes at End of Chapter

## Appropriations, Outlays, and Balances - Continued

Appropriation or Fund Account  Title	Account Symbol				Balances, Beginning of Fiscal Year	Appropriations and Other Obligational Authority <sup>1</sup>	Transfers Borrowings and Investment (Net) <sup>2</sup>	Outlays (Net)	Balances Withdrawn and Other Transactions <sup>3</sup>	Balances, End of Fiscal Year	
	Period of Availability	ATA	AID	MAIN							SUB
Migratory Bird Conservation Account, United States Fish and Wildlife Service Fund Resources: Undisbursed Funds	No Year		014	5137	000	62,045,557.22	96,065,962.76	-----	101,305,798.14	-----	56,805,721.84
Cooperative Endangered Species Conservation Fund, United States Fish and Wildlife Service Fund Resources: Undisbursed Funds	No Year		014	5143	000	74,696,410.81	109,195,521.00	-----	105,022,513.45	-----	78,869,418.36
Lahontan Valley and Pyramid Lake Fish and Wildlife Fund, United States Fish and Wildlife Service Fund Resources: Undisbursed Funds	No Year		014	5157	000	2,013,714.79	495,000.00	-----	751,171.17	-----	1,757,543.62
North American Wetlands Conservation Fund, United States Fish and Wildlife Service Fund Resources: Undisbursed Funds	No Year		014	5241	000	122,413,848.07	49,142,677.64	-----	40,002,882.85	-----	131,553,642.86
Recreation Fee Enhancement Program, U.S. Fish and Wildlife Service Fund Resources: Undisbursed Funds	No Year		014	5252	000	21,722,027.07	8,156,578.99	-----	8,098,132.99	-----	21,780,473.07
State and Tribal Wildlife Grants, U.S. Fish and Wildlife Service Fund Resources: Undisbursed Funds	No Year		014	5474	000	196,641,141.41	72,384,000.00	-----	70,403,128.79	-----	198,622,012.62
Cooperative Endangered Species Conservation Fund, from Land and Water Conservation Fund, U.S. Fish and Wildlife Service Fund Resources: Undisbursed Funds	No Year		014	5479	000	120,003,986.32	40,162,000.00	-----	43,055,296.81	-----	117,110,689.51
Landowner Incentive Program, U.S. Fish and Wildlife Service Fund Resources: Undisbursed Funds	No Year		014	5496	000	384,205.33	-----	-----	129,488.84	-----	254,716.49
Community Partnership Enhancement, U.S. Fish and Wildlife Service Fund Resources: Undisbursed Funds	No Year		014	5501	000	961.61	-----	-----	-----	-----	961.61
Coastal Impact Assistance, Fish and Wildlife Service, Interior Fund Resources: Undisbursed Funds	No Year		014	5579	000	4,647,953.49	-----	-----	336,311.26	-----	4,311,642.23
<b>Trust Fund Accounts</b>											
Sport Fish Restoration Account, United States Fish and Wildlife Service Fund Resources: Undisbursed Funds	No Year		014	8151	000	65,885,606.74	470,200,000.00	-----	466,455,351.65	-----	69,630,255.09
Contributed Funds, United States Fish and Wildlife Service Fund Resources: Undisbursed Funds	No Year		014	8216	000	17,963,178.23	5,714,915.72	-----	3,075,800.60	-----	20,602,293.35

Footnotes at End of Chapter

Appropriations, Outlays, and Balances - Continued

Appropriation or Fund Account  Title	Account Symbol				Balances, Beginning of Fiscal Year	Appropriations and Other Obligational Authority <sup>1</sup>	Transfers Borrowings and Investment (Net) <sup>2</sup>	Outlays (Net)	Balances Withdrawn and Other Transactions <sup>3</sup>	Balances, End of Fiscal Year	
	Period of Availability	ATA	AID	MAIN							SUB
Total, United States Fish and Wildlife Service					6,092,142,619.17	3,705,820,345.91	600,000.00	3,717,477,689.22	9,655,534.91	6,071,429,740.95	
<b>National Park Service</b>											
<b>General Fund Accounts</b>											
Contribution for Annuity Benefits, National Park Service Fund Resources:											
Undisbursed Funds	2024		014	1034	000	-----	44,750,000.00	-----	37,636,746.75	-----	7,113,253.25
	2023					4,933,292.90	-----	-----	3,438,807.62	-----	1,494,485.28
	2022					2,401,663.22	-----	-----	-----	-----	2,401,663.22
	2021					869,145.44	-----	-----	-----	-----	869,145.44
	2020					2,916,049.57	-----	-----	-----	-----	2,916,049.57
	2019					4,104,566.65	-----	-----	-----	4,104,566.65	-----
Subtotal			014	1034	000	15,224,717.78	44,750,000.00	-----	41,075,554.37	4,104,566.65	14,794,596.76
Operation of the National Park System, National Park Service, Interior Fund Resources:											
Undisbursed Funds	2022-2031		014	1036	000	<sup>4</sup> 203,154,132.64	-----	-----	18,221,589.31	-----	184,932,543.33
	2022-2030					496,495,887.08	-----	-----	29,926,137.55	-----	466,569,749.53
	2022-2026					5,111,080.18	-----	-----	219,786.74	-----	4,891,293.44
	2024-2025					-----	309,926,613.30	-----	95,222,252.73	-----	214,704,360.57
	2023-2025					2,710,061.33	-----	-----	-5,886,490.38	-----	8,596,551.71
	2024					-----	2,564,299,000.00	-----	2,099,097,321.41	-----	465,201,678.59
	2023-2024					249,931,343.23	-----	-791,558.10	157,203,229.93	-----	91,936,555.20
	2022-2024					1,189,446.48	-----	-----	96,883.75	-----	1,092,562.73
	2023					519,350,502.39	-----	-----	387,893,995.50	-----	131,456,506.89
	2022-2023					100,471,064.03	-----	2,953,383.45	77,944,845.15	-----	25,479,602.33
	2022					136,343,637.97	-----	-----	54,678,270.12	-----	81,665,367.85
	2021-2022					23,297,573.14	-----	-----	15,475,035.34	-----	7,822,537.80
	2021					63,416,158.76	-----	-----	15,223,577.05	-----	48,192,581.71
	2020-2021					12,333,227.92	-----	-----	6,213,863.44	-----	6,119,364.48
	2020					42,358,402.31	-----	-----	4,497,279.89	-----	37,861,122.42
	2019-2020					6,230,229.44	-----	-----	1,432,370.34	-----	4,797,859.10
	2019					32,546,675.39	-----	-----	3,653,177.39	28,893,498.00	-----
	2018-2019					2,035,677.58	-----	-----	62,301.90	1,973,375.68	-----
	No Year					30,568,269.01	1,059,805.23	-----	-609,275.01	-----	32,237,349.25
Transfer To:											
Federal Highway Administration-Operation of the National Park System	2024-2025	069	014	1036	005	-----	11,030,331.70	-----	169,053.68	-----	10,861,278.02
	2023-2024					12,355,397.71	-----	791,558.10	7,612,623.78	-----	5,534,332.03
	2022-2023					5,240,358.25	-----	-2,953,383.45	1,764,083.92	-----	522,890.88
	2021-2022					75,571.11	-----	-----	56,189.08	-----	19,382.03

Footnotes at End of Chapter

## Appropriations, Outlays, and Balances - Continued

Appropriation or Fund Account  Title	Account Symbol					Balances, Beginning of Fiscal Year	Appropriations and Other Obligational Authority <sup>1</sup>	Transfers Borrowings and Investment (Net) <sup>2</sup>	Outlays (Net)	Balances Withdrawn and Other Transactions <sup>3</sup>	Balances, End of Fiscal Year
	Period of Availability	ATA	AID	MAIN	SUB						
	Subtotal		014	1036	000	1,945,214,695.95	2,886,315,750.23	-----	2,970,168,102.61	30,866,873.68	1,830,495,469.89
Construction, National Park Service, Interior Fund Resources:											
Undisbursed Funds	No Year		014	1039	000	2,404,782,975.07	144,755,000.00	-28,977,008.42	350,396,861.31	-----	2,170,164,105.34
Transfer To:											
Federal Highway Administration, Transportation	No Year	069	014	1039	005	144,862,138.87	-----	29,966,980.00	88,821,800.19	-----	86,007,318.68
Corps of Engineers	No Year	096	014	1039	000	924,401.58	-----	-924,401.58	-----	-----	-----
Funds Held Outside the Treasury						213,795.00	-----	-65,570.00	-----	-----	148,225.00
	Subtotal		014	1039	000	2,550,783,310.52	144,755,000.00	0.00	439,218,661.50	-----	2,256,319,649.02
National Recreation and Preservation, National Park Service Fund Resources:											
Undisbursed Funds	2024-2025		014	1042	000	-----	91,233,000.00	-----	42,425,824.20	-----	48,807,175.80
	2023-2024					49,952,121.59	-----	-----	23,564,416.97	-----	26,387,704.62
	2022-2023					21,716,810.04	-----	-----	11,595,031.08	-----	10,121,778.96
	2021-2022					7,137,353.79	-----	-----	3,714,125.98	-----	3,423,227.81
	2020					4,923,909.78	-----	-----	1,495,185.26	-----	3,428,724.52
	2019					2,911,706.99	-----	-----	1,163,382.26	1,748,324.73	-----
	No Year					7,416,897.39	-----	-----	537,833.62	-----	6,879,063.77
	Subtotal		014	1042	000	94,058,799.58	91,233,000.00	-----	84,495,799.37	1,748,324.73	99,047,675.48
Historic Preservation Fund, National Park Service, Interior Fund Resources:											
Undisbursed Funds	2018-2019		014	1046	000	26,658,781.79	-----	-----	24,185,041.70	-----	<sup>6</sup> 2,473,740.09
Centennial Challenge, National Park Service, Interior Fund Resources:											
Undisbursed Funds	No Year		014	2645	000	91,208,624.51	12,000,000.00	-----	18,084,131.14	-----	85,124,493.37
<b>Special Fund Accounts</b>											
Land Acquisition and State Assistance, National Park Service Fund Resources:											
Undisbursed Funds	No Year		014	5035	000	1,723,220,312.03	429,869,000.00	-----	151,027,385.49	<sup>8</sup> 89,000,000.00	1,913,061,926.54
Unfunded Contract Authority						<sup>4</sup> 56,160,000.00	-----	-----	-----	-----	56,160,000.00
	Subtotal		014	5035	000	1,779,380,312.03	429,869,000.00	-----	151,027,385.49	89,000,000.00	1,969,221,926.54
Operation and Maintenance of Quarters, National Park Service Fund Resources:											
Undisbursed Funds	No Year		014	5049	000	18,111,533.46	30,326,594.77	-----	29,095,010.60	-----	19,343,117.63
Delaware Water Gap Route 209 Operations, National Park Service Fund Resources:											
Undisbursed Funds	No Year		014	5076	000	8,115.12	10,000.00	-----	8,281.96	-----	9,833.16
Recreation Enhancement Fee Program, National Park Service Fund Resources:											
Undisbursed Funds	No Year		014	5110	000	670,939,984.78	377,539,853.06	-----	367,178,571.47	-----	681,301,266.37

Footnotes at End of Chapter

Appropriations, Outlays, and Balances - Continued

Appropriation or Fund Account  Title	Account Symbol				Balances, Beginning of Fiscal Year	Appropriations and Other Obligational Authority <sup>1</sup>	Transfers Borrowings and Investment (Net) <sup>2</sup>	Outlays (Net)	Balances Withdrawn and Other Transactions <sup>3</sup>	Balances, End of Fiscal Year
	Period of Availability	ATA	AID	MAIN						
Historic Preservation Fund, National Park Service Fund Resources: Undisbursed Funds	2024-2025		014	5140	000	----- 188,666,000.00	-----	12,514,285.69	-----	176,151,714.31
	2023-2024					192,251,823.25	-----	52,824,720.02	-----	139,427,103.23
	2022-2023					114,558,433.22	-----	23,172,419.52	-----	91,386,013.70
	2021-2022					61,561,200.19	-----	10,417,305.10	-----	51,143,895.09
	2019-2022					38,822,787.80	-----	8,114,944.51	-----	30,707,843.29
	2020-2021					36,331,375.65	-----	11,335,497.73	-----	24,995,877.92
	2019-2020					18,931,623.20	-----	7,280,891.29	-----	11,650,731.91
	2018-2019					13,343,655.79	-----	8,605,318.61	4,738,337.18	-----
	Subtotal		014	5140	000	475,800,899.10	188,666,000.00	134,265,382.47	4,738,337.18	525,463,179.45
Park Buildings Lease and Maintenance Fund, National Park Service Fund Resources: Undisbursed Funds	No Year		014	5163	000	42,648,197.40	28,218,760.45	-----	18,321,191.96	-----
Transportation Systems Fund, National Park Service Fund Resources: Undisbursed Funds	No Year		014	5164	000	4,319,938.57	357,626.50	-----	2,049,856.34	-----
Concessioner Improvement Accounts, National Park Service Fund Resources: Undisbursed Funds	No Year		014	5169	000	-----	5,561,666.65	-2,850,686.03	2,710,980.62	-----
Funds Held Outside the Treasury						11,078,598.22	-----	2,850,686.03	-----	13,929,284.25
	Subtotal		014	5169	000	11,078,598.22	5,561,666.65	-----	2,710,980.62	-----
User Fees for Filming and Photography on Public Lands, National Park Service Fund Resources: Undisbursed Funds	No Year		014	5247	000	6,568,371.67	678,270.16	-----	913,388.75	-----
Park Concessions Franchise Fees, National Park Service Fund Resources: Undisbursed Funds	No Year		014	5431	000	387,739,897.42	166,233,958.61	-----	111,311,725.29	-----
Outer Continental Shelf Revenues, LWCF Share from Certain Leases, National Park Service Fund Resources: Undisbursed Funds	No Year		014	5536	000	453,793,912.45	117,875,000.00	-----	57,147,796.11	-----
Educational Expenses, Children of Employees, Yellowstone National Park, National Park Service Fund Resources: Undisbursed Funds	No Year		014	5663	000	17,677.81	-----	-----	-----	17,677.81
Payment for Tax Losses on Land Acquired for Grand Teton National Park, National Park Service Fund Resources: Undisbursed Funds	No Year		014	5666	000	849.00	14,250.16	-----	14,287.16	-----
<b>Public Enterprise Funds</b>										

Footnotes at End of Chapter

## Appropriations, Outlays, and Balances - Continued

Appropriation or Fund Account  Title	Account Symbol				Balances, Beginning of Fiscal Year	Appropriations and Other Obligational Authority <sup>1</sup>	Transfers Borrowings and Investment (Net) <sup>2</sup>	Outlays (Net)	Balances Withdrawn and Other Transactions <sup>3</sup>	Balances, End of Fiscal Year	
	Period of Availability	ATA	AID	MAIN							SUB
Visitor Experience Improvements Fund, National Park Service, Interior Fund Resources: Undisbursed Funds	No Year		014	4488	000	----- 15,000,000.00	-----	-----	-----	15,000,000.00	
<b>Trust Fund Accounts</b>											
Preservation, Birthplace of Abraham Lincoln, National Park Service Fund Resources: Undisbursed Funds	No Year		014	8052	000	20,655.00 3,442.50	-----	-----	-----	24,097.50	
Investments in US Treasury Securities						51,000.00	-----	-----	-----	51,000.00	
	Subtotal		014	8052	000	71,655.00 3,442.50	-----	-----	-----	75,097.50	
Total, National Park Service						8,573,628,872.16	4,539,408,173.09	0.00	4,451,271,148.91	130,458,102.24	8,531,307,794.10
Total, Fish and Wildlife and Parks						14,665,771,491.33	8,245,228,519.00	600,000.00	8,168,748,838.13	140,113,637.15	14,602,737,535.05
<b>Indian Affairs</b>											
<b>Bureau of Indian Affairs and Bureau of Indian Education</b>											
<b>General Fund Accounts</b>											
Payments for Tribal Leases, Bureau of Indian Affairs, Interior Fund Resources: Undisbursed Funds	2024-2025		014	0200	000	----- 29,138,565.08	-----	8,110,438.26	-----	21,028,126.82	
	2023-2024					5,491,527.48	-----	27,204,783.04	-----	314,934.46	
	2022-2023					1,015,741.73	-----	4,957,741.14	-----	1,848,274.85	
	2021-2022					----- 480,710.48	-----	418,749.66	-----	61,960.82	
	Subtotal		014	0200	000	6,507,269.21	57,437,739.84	40,691,712.10	-----	23,253,296.95	
Operation of Indian Programs, Bureau of Indian Affairs and Bureau of Indian Education, Interior Fund Resources: Undisbursed Funds	2022-2031		014	2100	000	385,000,000.00	-----	36,741,693.70	-----	348,258,306.30	
	2023-2027					-----	138,160.00	138,160.00	-----	-----	
	2022-2026					-----	-----	-230,230,000.00	-----	230,230,000.00	
	2024-2025					-----	1,883,616,568.00	-----	1,281,413,752.82	602,202,815.18	
	2023-2024					629,747,695.72	13,021,903.00	466,471,613.60	-----	176,297,985.12	
	2022-2023					184,536,663.79	-----	109,542,410.17	-----	74,994,253.62	
	2021-2022					49,382,930.33	-----	21,369,475.35	-----	28,013,454.98	
	2020-2021					42,518,837.81	-----	9,583,135.93	-----	32,935,701.88	
	2019-2021					1,062,319.00	-----	91,150.00	-----	971,169.00	
	2019-2020					22,337,626.95	-----	3,904,880.59	-----	18,432,746.36	
	2018-2020					11,020.50	-----	-----	-----	11,020.50	
	2018-2019					17,203,372.07	-----	-15,106,181.06	2,097,191.01	-----	
	2017-2019					216,421.89	-----	216,421.89	-----	-----	
	No Year					353,273,318.85	107,770,977.97	17,960,204.04	164,855,992.07	314,148,508.79	
Transfer To:											

Footnotes at End of Chapter

Appropriations, Outlays, and Balances - Continued

Appropriation or Fund Account  Title	Account Symbol					Balances, Beginning of Fiscal Year	Appropriations and Other Obligational Authority <sup>1</sup>	Transfers Borrowings and Investment (Net) <sup>2</sup>	Outlays (Net)	Balances Withdrawn and Other Transactions <sup>3</sup>	Balances, End of Fiscal Year
	Period of Availability	ATA	AID	MAIN	SUB						
Operation of Indian Programs, Departmental Offices, Interior	No Year	014	014	2100	001	-----	7,096,000.00	-----	5,868,975.98	-----	1,227,024.02
Subtotal			014	2100	000	1,685,290,206.91	1,998,483,545.97	16,014,085.98	1,872,064,853.11	-----	1,827,722,985.75
Indian Land Consolidation, Bureau of Indian Affairs, Interior Fund Resources:											
Undisbursed Funds	No Year		014	2103	000	9,635,671.73	4,000,000.00	-----	3,449,211.22	-----	10,186,460.51
White Earth Economic Development and Tribal Government Fund, Bureau of Indian Affairs Fund Resources:											
Undisbursed Funds	No Year		014	2204	000	1,057,601.06	220,617.14	-----	183,395.83	-----	1,094,822.37
Contract Support Costs, Bureau of Indian Affairs and Bureau of Indian Education, Interior Fund Resources:											
Undisbursed Funds	2024-2025		014	2240	000	-----	220,073,553.00	-----	165,549,065.29	-----	54,524,487.71
	2023-2024					50,477,717.14	90,411,055.00	-----	115,752,446.46	-----	25,136,325.68
	2022-2023					31,424,630.28	-----	-----	24,012,646.57	-----	7,411,983.71
	2021-2022					30,542,643.47	-302.00	-----	23,876,954.06	-----	6,665,387.41
	2020-2021					9,440,992.11	2,103,750.00	-----	4,617,648.89	-----	6,927,093.22
	2019-2020					1,332,640.22	5,078,039.21	-----	5,814,945.25	-----	595,734.18
	2018-2019					630,866.33	-----	-----	596,887.33	33,979.00	-----
Subtotal			014	2240	000	123,849,489.55	317,666,095.21	-----	340,220,593.85	33,979.00	101,261,011.91
Construction, Bureau of Indian Affairs and Bureau of Indian Education, Interior Fund Resources:											
Undisbursed Funds	No Year		014	2301	000	711,034,788.48	183,530,000.00	-2,494,142.00	233,436,314.58	-----	658,634,331.90
Transfer To:											
Bureau of Reclamation, Interior	No Year	014	014	2301	006	8,506,926.58	-----	2,494,142.00	1,681,992.28	-----	9,319,076.30
Subtotal			014	2301	000	719,541,715.06	183,530,000.00	-----	235,118,306.86	-----	667,953,408.20
Indian Land and Water Claim Settlements and Miscellaneous Payments to Indians, Bureau of Indian Affairs and Bureau of Indian Education, Interior Fund Resources:											
Undisbursed Funds	No Year		014	2303	000	52,983,883.68	976,000.00	-----	1,079,309.21	-----	52,880,574.47
Claims and Treaty Obligations, Bureau of Indian Affairs (Indefinite) Fund Resources:											
Undisbursed Funds	No Year		014	2623	000	2,700.00	40,500.00	-----	40,500.00	-----	2,700.00
Indian Direct Loan Program Account, Bureau of Indian Affairs, Interior Fund Resources:											
Undisbursed Funds	2024		014	2627	000	-----	652,891.00	-----	652,891.00	-----	-----
Indian Guaranteed Loan Program Account, Bureau of Indian Affairs and											

Footnotes at End of Chapter



## Appropriations, Outlays, and Balances - Continued

Appropriation or Fund Account  Title	Account Symbol				Balances, Beginning of Fiscal Year	Appropriations and Other Obligational Authority <sup>1</sup>	Transfers Borrowings and Investment (Net) <sup>2</sup>	Outlays (Net)	Balances Withdrawn and Other Transactions <sup>3</sup>	Balances, End of Fiscal Year	
	Period of Availability	ATA	AID	MAIN							SUB
Bureau of Indian Education, Interior Fund Resources:											
Undisbursed Funds	2024-2025		014	2628	000	-----	15,098,420.00	-----	6,715,846.50	-----	8,382,573.50
	2023-2024					10,828,557.85	-----	-----	9,765,777.34	-----	1,062,780.51
	2022-2023					797,475.00	-----	-----	549,769.85	-----	247,705.15
	2021					3,674,131.94	-----	-----	-----	-----	3,674,131.94
	2020					3,691,336.90	-----	-----	-----	-----	3,691,336.90
	2019					2,854,022.98	-----	-----	-----	-----	-----
	Subtotal		014	2628	000	21,845,524.67	15,098,420.00	-2,854,022.98	17,031,393.69	-----	17,058,528.00
Indian Water Rights Settlement Completion Fund, Bureau of Indian Affairs and Bureau of Indian Education, Interior Fund Resources:											
Undisbursed Funds	No Year		014	2699	000	272,413,093.24	-----	-206,562,000.00	-----	-----	65,851,093.24
<b>Special Fund Accounts</b>											
Operation and Maintenance of Quarters, Bureau of Indian Affairs Fund Resources:											
Undisbursed Funds	No Year		014	5051	000	9,397,243.76	3,815,780.87	-----	5,424,113.34	-----	7,788,911.29
Operation and Maintenance, Indian Irrigation Systems, Bureau of Indian Affairs (T) <sup>7</sup> Fund Resources:											
Undisbursed Funds	No Year		014	5240	000	13,177,884.26	43,314,441.23	-9,054,000.00	34,726,866.28	-----	12,711,459.21
Investments in US Treasury Securities						57,286,000.00	-----	9,054,000.00	-----	-----	66,340,000.00
	Subtotal		014	5240	000	70,463,884.26	43,314,441.23	-----	34,726,866.28	-----	79,051,459.21
Alaska Resupply Program, Bureau of Indian Affairs Fund Resources:											
Undisbursed Funds	No Year		014	5242	000	436,293.41	242,102.04	-----	525,707.36	-----	152,688.09
Indian Water Rights and Habitat Acquisition Program, Bureau of Indian Affairs Fund Resources:											
Undisbursed Funds	No Year		014	5505	000	2,980,500.00	-----	-----	-----	-----	2,980,500.00
Navajo Utah Settlement Trust Fund, Bureau of Indian Affairs, Interior Fund Resources:											
Undisbursed Funds	No Year		014	5620	000	30.00	-----	-----	30.00	-----	-----
High-Hazard Indian Dam Safety Deferred Maintenance Fund, Bureau of Indian Affairs and Bureau of Indian Education, Interior Fund Resources:											
Undisbursed Funds	2017-2030		014	5637	000	4,943,439.37	31,028,955.23	-30,145,468.05	-----	-----	5,826,926.55
Unrealized Discount on Investments						-4,943,028.83	-----	-883,531.95	-----	-----	-5,826,560.78
Investments in US Treasury Securities						165,638,000.00	-----	31,029,000.00	-----	-----	196,667,000.00
	Subtotal		014	5637	000	165,638,410.54	31,028,955.23	-----	-----	-----	196,667,365.77
Low-Hazard Indian Dam Safety Deferred Maintenance Fund, Bureau of											

Footnotes at End of Chapter

Appropriations, Outlays, and Balances - Continued

Appropriation or Fund Account  Title	Account Symbol				Balances, Beginning of Fiscal Year	Appropriations and Other Obligational Authority <sup>1</sup>	Transfers Borrowings and Investment (Net) <sup>2</sup>	Outlays (Net)	Balances Withdrawn and Other Transactions <sup>3</sup>	Balances, End of Fiscal Year	
	Period of Availability	ATA	AID	MAIN							SUB
Indian Affairs and Bureau of Indian Education, Interior Fund Resources:											
Undisbursed Funds	2017-2030		014	5638	000	2,173,502.69	13,639,109.70	-13,250,637.91	-----	-----	2,561,974.48
Unrealized Discount on Investments						-2,172,762.55	-----	-388,362.09	-----	-----	-2,561,124.64
Investments in US Treasury Securities						72,808,000.00	-----	13,639,000.00	-----	-----	86,447,000.00
Subtotal			014	5638	000	72,808,740.14	13,639,109.70	-----	-----	-----	86,447,849.84
Indian Irrigation Fund, Bureau of Indian Affairs and Bureau of Indian Education, Interior Fund Resources:											
Undisbursed Funds	2017-2028		014	5639	000	6,067,465.67	35,283,457.28	-34,282,535.54	-----	-----	7,068,387.41
Unrealized Discount on Investments						-6,066,921.95	-----	-1,001,464.46	-----	-----	-7,068,386.41
Investments in US Treasury Securities						203,299,000.00	-----	35,284,000.00	-----	-----	238,583,000.00
Subtotal			014	5639	000	203,299,543.72	35,283,457.28	-----	-----	-----	238,583,001.00
Power Systems, Indian Irrigation Projects, Bureau of Indian Affairs Fund Resources:											
Undisbursed Funds	No Year		014	5648	000	31,896,638.42	102,066,676.03	-3,286,000.00	98,857,260.48	-----	31,820,053.97
Investments in US Treasury Securities						24,381,000.00	-----	3,286,000.00	-----	-----	27,667,000.00
Subtotal			014	5648	000	56,277,638.42	102,066,676.03	-----	98,857,260.48	-----	59,487,053.97
Selis-Qlispe Ksanka Settlement Trust Fund, Bureau of Indian Affairs and Bureau of Indian Education, Interior Fund Resources:											
Undisbursed Funds	No Year		014	5740	000	10,000.00	129,880,023.73	-----	129,890,023.73	-----	-----
<b>Public Enterprise Funds</b>											
Revolving Fund for Loans, Liquidating Account, Bureau of Indian Affairs Fund Resources:											
Undisbursed Funds	No Year		014	4409	000	-----	-----	-----	-136,912.56	5 136,912.56	-----
Indian Loan Guaranty and Insurance Fund, Liquidating Account, Bureau of Indian Affairs Fund Resources:											
Undisbursed Funds	No Year		014	4410	000	-----	-----	-----	-25,495.50	5 25,495.50	-----
<b>Trust Fund Accounts</b>											
Gifts and Donations, Bureau of Indian Affairs Fund Resources:											
Undisbursed Funds	No Year		014	8361	000	3,995,558.00	2,280,284.43	-----	1,329,464.03	-----	4,946,378.40
Gifts and Donations, Bureau of Indian Affairs and Bureau of Indian, Interior Fund Resources:											
Undisbursed Funds	No Year		014	8367	000	-----	2,950,000.00	-----	-----	-----	2,950,000.00
Total, Bureau of Indian Affairs and Bureau of Indian Education						3,478,434,997.36	2,942,606,639.70	-193,401,937.00	2,781,123,224.03	196,387.06	3,446,320,088.97
Total, Indian Affairs						3,478,434,997.36	2,942,606,639.70	-193,401,937.00	2,781,123,224.03	196,387.06	3,446,320,088.97

Footnotes at End of Chapter

## Appropriations, Outlays, and Balances - Continued

Appropriation or Fund Account  Title	Account Symbol					Balances, Beginning of Fiscal Year	Appropriations and Other Obligational Authority <sup>1</sup>	Transfers Borrowings and Investment (Net) <sup>2</sup>	Outlays (Net)	Balances Withdrawn and Other Transactions <sup>3</sup>	Balances, End of Fiscal Year
	Period of Availability	ATA	AID	MAIN	SUB						
<b>Departmental Offices</b> <b>Bureau of Mines</b> <b>General Fund Accounts</b>											
Mines and Minerals, Bureau of Mines, Interior Fund Resources:											
Undisbursed Funds	No Year		014	0959	000	77.29	-----	-----	-----	-----	77.29
Total, Bureau of Mines						77.29	-----	-----	-----	-----	77.29
<b>Departmental Offices</b> <b>General Fund Accounts</b>											
Departmental Operations, Office of the Secretary, Interior Fund Resources:											
Undisbursed Funds	2022-2031		014	0102	000	<sup>4</sup> 25,838,298.03	-----	-----	494,491.26	-----	25,343,806.77
	2022-2026					19,872,241.16	-----	-----	1,559,359.22	-----	18,312,881.94
	2024-2025					-----	124,662,554.69	-----	87,448,418.98	-----	37,214,135.71
	2024					-----	-----	-----	-2,563.88	-----	2,563.88
	2023-2024					37,629,816.06	-----	-----	33,377,367.24	-----	4,252,448.82
	2023					24,214.92	-----	-----	24,214.92	-----	-----
	2022-2023					1,341,044.60	-----	-----	156,920.07	-----	1,184,124.53
	2022					613.28	-----	-----	613.28	-----	-----
	2021-2022					732,863.16	-----	-----	-29,178.54	-----	762,041.70
	2021					-----	-----	-----	-54.90	-----	54.90
	2020-2021					3,543,257.72	-----	-----	578,527.53	-----	2,964,730.19
	2019-2020					1,822,708.58	-----	-----	-345,792.38	-----	2,168,500.96
	2018-2019					1,887,640.02	-----	-----	-52,598.94	1,940,238.96	-----
	No Year					141,851,599.19	50,465,980.00	-131,616,616.87	16,591,056.77	-----	44,109,905.55
Transfer To:											
Departmental Operations, Office of the Secretary, Interior	2020-2021	014	014	0102	001	629,583.02	-----	-----	468,129.66	-----	161,453.36
DOI Office of Inspector General	2020-2021	014	014	0102	002	15,148.16	-----	-----	-----	-----	15,148.16
	No Year					307,872.72	-----	-----	238,086.22	-----	69,786.50
DOI Office of the Solicitor	2020-2021	014	014	0102	003	166,413.44	-----	-----	114,984.91	-----	51,428.53
Office of Insular Affairs, Interior	No Year	014	014	0102	004	6,424,773.69	-----	6,254,307.00	952,413.51	-----	11,726,667.18
Bureau of Reclamation, Interior	No Year	014	014	0102	006	3,407,986.16	840,000.00	3,822,900.00	2,636,497.22	-----	5,434,388.94
National Park Service	2020-2021	014	014	0102	007	2,179,101.60	-----	-----	525,865.19	-----	1,653,236.41
United States Geological Survey	2020-2021	014	014	0102	008	3,223,652.15	-----	-----	1,267,650.14	-----	1,956,002.01
	No Year					9,935,943.88	-----	9,760,539.00	8,901,890.51	-----	10,794,592.37
National Park Service, Interior	No Year	014	014	0102	010	16,943,173.64	2,296,000.00	18,000,586.00	9,045,029.63	-----	28,194,730.01
Bureau of Land Management	2020-2021	014	014	0102	011	258,568.20	-----	-----	6,060.43	-----	252,507.77
	No Year					46,330,708.49	3,106,500.00	23,166,411.00	12,885,767.78	-----	59,717,851.71

Footnotes at End of Chapter

Appropriations, Outlays, and Balances - Continued

Appropriation or Fund Account  Title	Account Symbol					Balances, Beginning of Fiscal Year	Appropriations and Other Obligational Authority <sup>1</sup>	Transfers Borrowings and Investment (Net) <sup>2</sup>	Outlays (Net)	Balances Withdrawn and Other Transactions <sup>3</sup>	Balances, End of Fiscal Year
	Period of Availability	ATA	AID	MAIN	SUB						
United States Fish and Wildlife Service	2020-2021	014	014	0102	016	11,533,117.57	-----	-----	1,904,320.36	-----	9,628,797.21
	No Year					35,049,970.88	94,928,017.00	60,914,019.00	136,986,549.14	-----	53,905,457.74
Bureau of Ocean Energy Management, Interior	No Year	014	014	0102	019	232,361.13	-----	667,638.87	5,509.35	-----	894,490.65
DOI Bureau of Indian Affairs	2020-2021	014	014	0102	020	7.68	-----	-----	-----	-----	7.68
	No Year					13,864,286.04	1,987,983.00	8,430,216.00	5,695,754.62	-----	18,586,730.42
DOI Bureau of Safety and Environmental Enforcement	2020-2021	014	014	0102	022	30,489.60	-----	-----	-----	-----	30,489.60
	No Year					1,007,223.42	-----	-----	7,223.42	-----	1,000,000.00
DOI Bureau of Trust Funds Administration	2020-2021	014	014	0102	025	1,556.81	-----	-----	-----	-----	1,556.81
DOI Bureau of Indian Education	2020-2021	014	014	0102	077	88,154.80	-----	-----	-----	-----	88,154.80
	Subtotal		014	0102	000	386,174,389.80	278,287,034.69	-600,000.00	321,442,512.72	1,940,238.96	340,478,672.81
<b>Special Fund Accounts</b>											
Payments to States from Receipts Under Mineral Leasing, Public and Acquired Military Lands, Office of Natural Resources Revenue, Interior Fund Resources:											
Undisbursed Funds	No Year		014	5003	000	247,122,820.60	3,815,720,249.90	-----	3,841,534,011.27	-----	221,309,059.23
Payments to Alaska from Oil and Gas Leases, National Petroleum Reserve, Office of Natural Resources Revenue, Interior Fund Resources:											
Undisbursed Funds	No Year		014	5045	000	10,026,276.75	19,998,885.20	-----	18,866,267.30	-----	11,158,894.65
Indian Arts and Crafts Fund, Departmental Management Fund Resources:											
Undisbursed Funds	No Year		014	5130	000	611,685.58	39,949.00	-----	33,324.40	-----	618,310.18
Payment to Oklahoma (Royalties), Office of Natural Resources Revenue, Interior Fund Resources:											
Undisbursed Funds	No Year		014	5134	000	572.44	6,919.37	-----	7,097.41	-----	394.40
Payments to States, National Forest Fund, Office of Natural Resources Revenue, Interior Fund Resources:											
Undisbursed Funds	No Year		014	5243	000	4,356,094.55	4,550,602.45	-----	4,291,218.01	-----	4,615,478.99
Payments to States, Flood Control Act of 1954, Office of Natural Resources Revenue, Interior Fund Resources:											
Undisbursed Funds	No Year		014	5248	000	25,894,862.13	71,390,656.84	-----	67,326,323.74	-----	29,959,195.23
Environmental Improvement and Restoration Fund, Office of Natural Resources Revenue, Interior Fund Resources:											
Undisbursed Funds	No Year		014	5425	000	7,247,050.80	38,064,242.68	-36,604,384.67	-----	-----	8,706,908.81
Unrealized Discount on Investments						-21,600,184.87	-----	-1,718,835.15	-----	-----	-23,319,020.02
Investments in US Treasury Securities						1,621,697,591.16	-----	38,323,219.82	-----	-----	1,660,020,810.98
	Subtotal		014	5425	000	1,607,344,457.09	38,064,242.68	-----	-----	-----	1,645,408,699.77

Footnotes at End of Chapter

## Appropriations, Outlays, and Balances - Continued

Appropriation or Fund Account  Title	Account Symbol				Balances, Beginning of Fiscal Year	Appropriations and Other Obligational Authority <sup>1</sup>	Transfers Borrowings and Investment (Net) <sup>2</sup>	Outlays (Net)	Balances Withdrawn and Other Transactions <sup>3</sup>	Balances, End of Fiscal Year	
	Period of Availability	ATA	AID	MAIN							SUB
State's Share from Certain Gulf of Mexico Leases, Office of Natural Resources Revenue, Interior Fund Resources: Undisbursed Funds	No Year		014	5535	000	476,945,814.80	374,959,699.69	-----	353,625,000.00	-----	498,280,514.49
Departmental Operations, Land and Water Conservation Fund, Departmental Offices, Interior Fund Resources: Undisbursed Funds	No Year		014	5571	000	7,251,062.73	19,000,000.00	-----	21,682,265.07	-----	4,568,797.66
Geothermal Lease Revenues, Payment to Counties, Office of Natural Resources Revenue, Interior Fund Resources: Undisbursed Funds	No Year		014	5574	000	353,288.16	5,248,255.49	-----	5,302,176.14	-----	299,367.51
<b>Trust Fund Accounts</b>											
Gifts and Bequest, Take Pride in America, Interior Fund Resources: Undisbursed Funds	No Year		014	8369	000	63,094.85	-----	-----	-----	-----	63,094.85
Total, Departmental Offices						2,766,144,419.48	4,627,266,495.31	-600,000.00	4,634,110,196.06	1,940,238.96	2,756,760,479.77
<b>Insular Affairs</b>											
<b>General Fund Accounts</b>											
Assistance to Territories, Insular Affairs, Interior Fund Resources: Undisbursed Funds	2022-2026		014	0412	000	15,900,000.00	-----	-----	292,452.46	-----	15,607,547.54
	2024-2025					-----	10,217,000.00	-----	4,423,817.70	-----	5,793,182.30
	2023-2024					5,551,303.63	-----	-----	2,476,523.55	-----	3,074,780.08
	2022-2023					869,922.80	-----	-----	238,772.14	-----	631,150.66
	2021-2022					741,455.69	-----	-----	12,283.90	-----	729,171.79
	2020-2021					23,191,625.31	-----	-----	5,777,774.74	-----	17,413,850.57
	2019-2020					17,412.61	-----	-----	-272.43	-----	17,685.04
	2018-2019					218,673.10	-----	-----	1,358.74	217,314.36	-----
	No Year					275,274,493.14	109,890,000.00	-----	111,574,619.36	-----	273,589,873.78
	Subtotal		014	0412	000	321,764,886.28	120,107,000.00	-----	124,797,330.16	217,314.36	316,857,241.76
Compact of Free Association, Insular Affairs, Interior Fund Resources: Undisbursed Funds	2023		014	0415	000	24,464,000.00	-----	-----	18,729,880.24	-----	5,734,119.76
	2022					5,196,916.20	-----	-----	2,798,640.54	-----	2,398,275.66
	2021					2,622,754.45	-----	-----	-----	-----	2,622,754.45
	2020					1,666,394.82	-----	-----	-----	-----	1,666,394.82
	No Year					426,478,839.16	1,016,247,640.00	-----	856,066,181.98	-----	586,660,297.18
	Subtotal		014	0415	000	460,428,904.63	1,016,247,640.00	-----	877,594,702.76	-----	599,081,841.87

Footnotes at End of Chapter

Appropriations, Outlays, and Balances - Continued

Appropriation or Fund Account  Title	Account Symbol				Balances, Beginning of Fiscal Year	Appropriations and Other Obligational Authority <sup>1</sup>	Transfers Borrowings and Investment (Net) <sup>2</sup>	Outlays (Net)	Balances Withdrawn and Other Transactions <sup>3</sup>	Balances, End of Fiscal Year
	Period of Availability	ATA	AID	MAIN						
Payment to the United States Territories, Fiscal Assistance, Insular Affairs, Interior Fund Resources: Undisbursed Funds	No Year		014	0418	000	----- 257,470,739.00	-----	257,470,739.00	-----	-----
Total, Insular Affairs						782,193,790.91	-----	1,259,862,771.92	217,314.36	915,939,083.63
<b>Office of the Solicitor</b>										
<b>General Fund Accounts</b>										
Salaries and Expenses, Office of the Solicitor, Interior Fund Resources: Undisbursed Funds	2024-2025		014	0107	000	----- 97,950,000.00	-----	86,162,105.03	-----	11,787,894.97
	2024					----- -----	-----	-424.00	-----	424.00
	2023-2024					14,916,168.37	-----	13,726,357.79	-----	1,189,810.58
	2023					145,581.66	-----	145,581.66	-----	-----
	2022-2023					3,497,751.97	-----	175,699.95	-----	3,322,052.02
	2021					244,439.44	-----	-3,234.02	-----	247,673.46
	2020					71,184.34	-----	-----	-----	71,184.34
	2019					496,571.07	-----	-----	496,571.07	-----
	Subtotal		014	0107	000	19,371,696.85	97,950,000.00	100,206,086.41	496,571.07	16,619,039.37
Total, Office of the Solicitor						19,371,696.85	97,950,000.00	100,206,086.41	496,571.07	16,619,039.37
<b>Office of Inspector General</b>										
<b>General Fund Accounts</b>										
Salaries and Expenses, Office of the Inspector General, Interior Fund Resources: Undisbursed Funds	2022-2031		014	0104	000	9,826,348.14	-----	2,176,650.40	-----	7,649,697.74
	2022-2030					23,375,000.00	-----	13,172.09	-----	23,361,827.91
	2024-2026					----- -----	345,000.00	-----	-----	345,000.00
	2024-2025					-----	67,000,000.00	53,628,186.49	-----	13,371,813.51
	2023-2025					345,000.00	-----	345,000.00	-----	-----
	2024					-----	-----	-18,715.09	-----	18,715.09
	2023-2024					12,116,975.99	-----	11,104,658.81	-----	1,012,317.18
	2022-2023					1,181,098.81	-----	564,638.38	-----	616,460.43
	2021-2022					1,286,556.94	-----	820,647.37	-----	465,909.57
	2020-2021					383,637.44	-----	13,892.57	-----	369,744.87
	2019					387,956.13	-----	-----	387,956.13	-----
	No Year					63,400,556.29	2,944,000.00	-43,522.00	4,407,493.74	61,893,540.55
	Subtotal		014	0104	000	112,303,129.74	70,289,000.00	-43,522.00	73,055,624.76	387,956.13
Total, Office of Inspector General						112,303,129.74	70,289,000.00	-43,522.00	73,055,624.76	387,956.13

Footnotes at End of Chapter

## Appropriations, Outlays, and Balances - Continued

Appropriation or Fund Account  Title	Account Symbol					Balances, Beginning of Fiscal Year	Appropriations and Other Obligational Authority <sup>1</sup>	Transfers Borrowings and Investment (Net) <sup>2</sup>	Outlays (Net)	Balances Withdrawn and Other Transactions <sup>3</sup>	Balances, End of Fiscal Year
	Period of Availability	ATA	AID	MAIN	SUB						
<b>Office of the Special Trustee for American Indians</b>											
<b>General Fund Accounts</b>											
Federal Trust Programs, Bureau of Trust Funds Administration, Interior Fund Resources:											
Undisbursed Funds	2024		014	0120	000	-----	-----	-----	-915,200.41	-----	915,200.41
	2023					2,585,128.25	-----	-----	1,515,367.14	-----	1,069,761.11
	2022					499,949.00	-----	-----	499,949.00	-----	-----
	2021					22,007.55	-----	-----	22,007.55	-----	-----
	2019					83,158.09	-----	-----	83,158.09	-----	-----
	No Year					57,059,201.27	97,399,778.00	-----	110,089,346.59	-----	44,369,632.68
Transfer To:											
Bureau of Trust Funds Administration, Interior	No Year	014	014	0120	001	3,016,991.36	2,421,000.00	-----	4,037,155.23	-----	1,400,836.13
Bureau of Trust Funds Administration, Interior	No Year	014	014	0120	020	657,425.04	188,222.00	-----	188,222.00	-----	657,425.04
	Subtotal		014	0120	000	63,923,860.56	100,009,000.00	-----	115,520,005.19	-----	48,412,855.37
Total, Office of the Special Trustee for American Indians						63,923,860.56	100,009,000.00	-----	115,520,005.19	-----	48,412,855.37
<b>National Indian Gaming Commission</b>											
<b>General Fund Accounts</b>											
Salaries and Expenses, National Indian Gaming Commission, Interior Fund Resources:											
Undisbursed Funds	No Year		014	0118	000	1,912,684.47	-----	-----	45,956.69	-----	1,866,727.78
<b>Special Fund Accounts</b>											
National Indian Gaming Commission, Gaming Activity Fees Fund Resources:											
Undisbursed Funds	No Year		014	5141	000	18,708,111.41	29,483,349.06	-----	26,914,037.74	-----	21,277,422.73
Total, National Indian Gaming Commission						20,620,795.88	29,483,349.06	-----	26,959,994.43	-----	23,144,150.51
<b>Department-Wide Programs</b>											
<b>General Fund Accounts</b>											
Wildfire Suppression Operations Reserve Fund, Department-Wide Programs, Interior Fund Resources:											
Undisbursed Funds	No Year		014	0130	000	670,000,000.00	350,000,000.00	-250,000,000.00	-----	-----	770,000,000.00
Office of Natural Resources Revenue, Department-Wide Programs, Interior Fund Resources:											
Undisbursed Funds	2024-2025		014	1113	000	-----	98,186,000.00	-----	91,241,398.83	-----	6,944,601.17
	2023-2024					9,597,244.36	-----	-----	9,578,803.08	-----	18,441.28
	2022-2023					116,654.25	-----	-----	-9,068.07	-----	125,722.32
	2021-2022					453.99	-----	-----	-4,249.58	-----	4,703.57
	2020-2021					86,659.97	-----	-----	4,209.14	-----	82,450.83

Footnotes at End of Chapter

Appropriations, Outlays, and Balances - Continued

Appropriation or Fund Account  Title	Account Symbol				Balances, Beginning of Fiscal Year	Appropriations and Other Obligational Authority <sup>1</sup>	Transfers Borrowings and Investment (Net) <sup>2</sup>	Outlays (Net)	Balances Withdrawn and Other Transactions <sup>3</sup>	Balances, End of Fiscal Year	
	Period of Availability	ATA	AID	MAIN SUB							
	2019-2020				28,464.76	-----	-----	-1,335.32	-----	29,800.08	
	2018-2019				25,931.67	-----	-----	-964.00	26,895.67	-----	
	No Year				104,565,437.04	69,751,000.00	-----	62,587,797.78	-----	111,728,639.26	
	Subtotal		014	1113	000	114,420,846.04	167,937,000.00	-----	163,396,591.86	26,895.67	118,934,358.51
Payments in Lieu of Taxes, Office of the Secretary Fund Resources:											
Undisbursed Funds	2024		014	1114	000	-----	621,635,188.00	-----	621,635,188.00	-----	-----
	2023					-----	-----	-6,170.00	-----	6,170.00	
	2022					17,497.54	-----	-----	-----	17,497.54	
	2021					13,738.90	-----	-----	-----	13,738.90	
	2020					18,846.80	-----	-----	-----	18,846.80	
	2019					7,577.55	-----	-----	7,577.55	-----	
	Subtotal		014	1114	000	57,660.79	621,635,188.00	-----	621,629,018.00	7,577.55	56,253.24
Central Hazardous Materials Fund, Department-Wide Programs, Interior Fund Resources:											
Undisbursed Funds	2020		014	1121	000	109,605.04	-----	-----	109,605.04	-----	-----
	No Year					6,326,366.01	3,776,243.60	-4,417,799.17	225,065.54	-----	5,459,744.90
Transfer To:											
Bureau of Reclamation, Interior	No Year	014	014	1121	006	21,402.93	30,000.00	-----	20,094.38	-----	31,308.55
United States Geological Survey, Interior	No Year	014	014	1121	008	143,162.71	-----	110,000.00	113,633.75	-----	139,528.96
National Park Service, Interior	No Year	014	014	1121	010	18,602,935.89	2,573,297.00	340,911.00	4,703,048.69	-----	16,814,095.20
Bureau of Land Management, Interior	No Year	014	014	1121	011	8,732,952.44	2,299,996.83	941,888.17	2,771,114.93	-----	9,203,722.51
United States Fish and Wildlife Service, Interior	No Year	014	014	1121	016	8,013,932.16	981,462.57	3,025,000.00	3,003,096.31	-----	9,017,298.42
Bureau of Indian Affairs, Interior	No Year	014	014	1121	020	182,088.00	-----	-----	109,765.05	-----	72,322.95
	Subtotal		014	1121	000	42,132,445.18	9,661,000.00	-----	11,055,423.69	-----	40,738,021.49
Wildland Fire Management, Department-Wide Programs, Interior Fund Resources:											
Undisbursed Funds	No Year		014	1125	000	197,291,669.00	60,153,738.00	-185,503,669.00	-----	-----	71,941,738.00
Transfer To:											
Departmental Offices, Interior	2024-2027	014	014	1125	001	-----	4,896,056.00	-----	-----	-----	4,896,056.00
	2023-2026					2,345,460.90	-----	-----	1,917,660.01	-----	427,800.89
	2022-2025					435,562.96	-----	-----	415,246.18	-----	20,316.78
	No Year					27,576,577.57	26,364,933.00	13,817,579.00	24,453,182.63	-----	43,305,906.94
National Park Service, Interior	No Year	014	014	1125	010	93,730,502.45	176,324,000.00	62,329,037.00	196,104,398.35	-----	136,279,141.10
Bureau of Land Management, Interior	No Year	014	014	1125	011	510,062,077.07	713,150,262.00	281,345,142.00	944,006,529.83	-----	560,550,951.24
United States Fish & Wildlife Service, Interior	No Year	014	014	1125	016	90,234,784.32	139,270,506.00	40,733,370.00	145,099,777.22	-----	125,138,883.10
Bureau of Indian Affairs, Interior	No Year	014	014	1125	020	200,073,145.72	259,886,494.00	37,278,541.00	295,560,647.96	-----	201,677,532.76
	Subtotal		014	1125	000	1,121,749,779.99	1,380,045,989.00	250,000,000.00	1,607,557,442.18	-----	1,144,238,326.81

Footnotes at End of Chapter



## Appropriations, Outlays, and Balances - Continued

Appropriation or Fund Account  Title	Account Symbol					Balances, Beginning of Fiscal Year	Appropriations and Other Obligational Authority <sup>1</sup>	Transfers Borrowings and Investment (Net) <sup>2</sup>	Outlays (Net)	Balances Withdrawn and Other Transactions <sup>3</sup>	Balances, End of Fiscal Year
	Period of Availability	ATA	AID	MAIN	SUB						
<b>Natural Resource Damage Assessment Fund, Natural Resource Damage Assessment and Restoration, Interior Fund Resources:</b>											
Undisbursed Funds	No Year		014	1618	000	2,659,408.71	5,379,375.00	-1,514,359.39	4,639,381.82	-----	1,885,042.50
Transfer To:											
Bureau of Reclamation, Interior	No Year	014	014	1618	006	164,285.21	93,410.00	-----	15,155.58	-----	242,539.63
U.S. Geological Survey, Interior	No Year	014	014	1618	008	2,266,637.70	427,495.00	699,514.78	1,214,064.81	-----	2,179,582.67
National Park Service, Interior	No Year	014	014	1618	010	2,025,625.87	180,541.00	-22,747.08	559,206.20	-----	1,624,213.59
Bureau of Land Management, Interior	No Year	014	014	1618	011	616,913.12	97,000.00	-55,681.29	208,023.43	-----	450,208.40
U.S. Fish and Wildlife Service, Interior	No Year	014	014	1618	016	6,327,136.13	1,009,167.00	842,482.98	1,830,260.03	-----	6,348,526.08
Bureau of Indian Affairs, Interior	No Year	014	014	1618	020	817,889.73	528,012.00	50,790.00	316,246.19	-----	1,080,445.54
Subtotal			014	1618	000	14,877,896.47	7,715,000.00	0.00	8,782,338.06	-----	13,810,558.41
<b>Energy Community Revitalization Program, Department-Wide Programs, Interior Fund Resources:</b>											
Undisbursed Funds	2022-2030		014	2641	000	4,363,014,902.80	-----	-58,648,571.00	237,791,905.41	-----	4,066,574,426.39
	No Year					11,360,827.52	4,026,750.00	-1,546,300.00	1,379,369.39	-----	12,461,908.13
Transfer To:											
Office of the Solicitor, Interior	2022-2030	014	014	2641	003	332,938.10	-----	709,000.00	591,337.62	-----	450,600.48
National Park Service, Interior	2022-2030	014	014	2641	007	19,526,710.44	-----	5,827,000.00	3,164,483.87	-----	22,189,226.57
	No Year					-----	409,250.00	1,231,300.00	143,447.12	-----	1,497,102.88
U.S. Geological Survey, Interior	2022-2030	014	014	2641	008	1,839,040.64	-----	-----	660,212.15	-----	1,178,828.49
Bureau of Land Management, Interior	2022-2030	014	014	2641	011	16,561,874.59	-----	5,961,441.00	2,726,128.46	-----	19,797,187.13
	No Year					-----	364,000.00	315,000.00	128,964.82	-----	550,035.18
U.S. Fish and Wildlife Service, Interior	2022-2030	014	014	2641	016	29,651,383.50	-----	19,329,409.00	11,992,066.32	-----	36,988,726.18
Bureau of Indian Affairs, Interior	2022-2030	014	014	2641	020	690,735.00	-----	805,455.00	308,645.71	-----	1,187,544.29
Bureau of Safety and Environmental Enforcement, Interior	2022-2030	014	014	2641	022	3,300,000.00	-----	11,147,529.00	3,257,125.33	-----	11,190,403.67
Subtotal			014	2641	000	4,446,278,412.59	4,800,000.00	-14,868,737.00	262,143,686.20	-----	4,174,065,989.39
<b>Special Fund Accounts</b>											
<b>Natural Resource Damage Assessment and Restoration Fund, Office of the Secretary Fund Resources:</b>											
Undisbursed Funds	No Year		014	5198	000	14,472,319.14	705,965,971.28	-406,948,267.50	286,564,734.88	-----	26,925,288.04
Transfer To:											
Bureau of Reclamation, Interior	No Year	014	014	5198	006	76,003.85	-----	-----	-----	-----	76,003.85
U.S. Geological Survey, Interior	No Year	014	014	5198	008	21,442,698.22	1,180,108.00	5,234,082.00	7,682,864.73	-----	20,174,023.49
National Park Service, Interior	No Year	014	014	5198	010	52,580,925.68	158,338.51	4,754,040.53	27,739,285.93	-----	29,754,018.79
Bureau of Land Management, Interior	No Year	014	014	5198	011	1,012,602.76	11,452.00	471,339.47	128,963.06	-----	1,366,431.17
U.S. Fish and Wildlife Service, Interior	No Year	014	014	5198	016	104,054,926.98	1,733,047.54	35,584,774.48	30,263,973.82	-----	111,108,775.18
Bureau of Indian Affairs, Interior	No Year	014	014	5198	020	123,004.91	-----	-----	-----	-----	123,004.91
Unrealized Discount on Investments			014	5198	000	-22,534,631.46	-----	-23,786,984.37	-----	-----	-46,321,615.83

Footnotes at End of Chapter

Appropriations, Outlays, and Balances - Continued

Appropriation or Fund Account  Title	Account Symbol				Balances, Beginning of Fiscal Year	Appropriations and Other Obligational Authority <sup>1</sup>	Transfers Borrowings and Investment (Net) <sup>2</sup>	Outlays (Net)	Balances Withdrawn and Other Transactions <sup>3</sup>	Balances, End of Fiscal Year	
	Period of Availability	ATA	AID	MAIN SUB							
Investments in US Treasury Securities					2,126,891,701.40	-----	331,894,695.36	-----	-----	2,458,786,396.76	
Subtotal			014	5198	000	2,298,119,551.48	709,048,917.33	-52,796,320.03	352,379,822.42	-----	2,601,992,326.36
National Parks and Public Land Legacy Restoration Fund, Department-Wide Programs, Interior Fund Resources:											
Undisbursed Funds	No Year		014	5715	000	250,000.00	1,352,776,536.12	-1,352,776,536.12	-----	-----	250,000.00
Transfer To:											
National Park Service	No Year	014	014	5715	007	239,465,088.93	431,000,000.00	-----	406,005,480.34	-----	264,459,608.59
Bureau of Land Management	No Year	014	014	5715	011	12,766,936.69	49,716,650.00	-----	37,307,611.16	-----	25,175,975.53
U.S. Fish and Wildlife Service	No Year	014	014	5715	016	7,141,057.54	50,114,321.00	-----	46,021,965.18	-----	11,233,413.36
Bureau of Indian Education	No Year	014	014	5715	077	61,766,706.40	4,483,651.00	-----	18,497,083.35	-----	47,753,274.05
FHWA GAOA LRF Allocations	No Year	069	014	5715	005	13,969,625.48	131,276,064.00	-----	113,342,131.90	-----	31,903,557.58
Unrealized Discount on Investments				014	5715	000	-158,856,132.30	-----	22,707,477.81	-----	-136,148,654.49
Investments in US Treasury Securities						4,226,937,813.09	-----	1,330,069,058.31	-----	-----	5,557,006,871.40
Subtotal			014	5715	000	4,403,441,095.83	2,019,367,222.12	-----	621,174,271.93	-----	5,801,634,046.02
<b>Intragovernmental Funds</b>											
Working Capital Fund, Departmental Management Fund Resources:											
Undisbursed Funds	No Year		014	4523	000	471,611,851.56	107,710,000.00	-----	104,925,990.22	-----	474,395,861.34
Interior Franchise Fund, Departmental Management Fund Resources:											
Undisbursed Funds	No Year		014	4529	000	2,273,019,300.51	-----	-----	-858,014,952.02	-----	3,131,034,252.53
Total, Department-Wide Programs						15,855,708,840.44	5,377,920,316.45	-67,665,057.03	2,895,029,632.54	34,473.22	18,270,899,994.10
Total, Departmental Offices						19,620,266,611.15	11,696,743,539.82	-68,308,579.03	9,104,744,311.31	3,076,553.74	22,140,880,706.89
<b>Deductions for Offsetting Receipts</b>											
Proprietary Receipts from the Public						-----	-11,018,758,261.03	-----	-11,018,758,261.03	-----	-----
Intrabudgetary Receipts Deducted by Agency						-----	-1,517,179,571.23	-----	-1,517,179,571.23	-----	-----
Offsetting Governmental Receipts						-----	-8,278,955.23	-----	-8,278,955.23	-----	-----
Total, Offsetting Receipts						-----	-12,544,216,787.49	-----	-12,544,216,787.49	-----	-----
Total, Department of the Interior						75,460,773,335.90	21,896,437,646.97	-64,570,419.03	17,088,405,947.81	168,617,321.75	80,035,617,294.28
<b>Memorandum</b>											
<b>Financing Accounts</b>											
<b>Public Enterprise Funds</b>											
Assistance to American Samoa Direct Loan Financing Account, Office of the Secretary Fund Resources:											
Undisbursed Funds	No Year		014	4163	000	-----	-----	-412,815.79	-412,815.79	-----	-----
Authority to Borrow from the Treasury						-----	194,601.82	-194,601.82	-----	-----	-----

Footnotes at End of Chapter

## Appropriations, Outlays, and Balances - Continued

Appropriation or Fund Account  Title	Account Symbol				Balances, Beginning of Fiscal Year	Appropriations and Other Obligational Authority <sup>1</sup>	Transfers Borrowings and Investment (Net) <sup>2</sup>	Outlays (Net)	Balances Withdrawn and Other Transactions <sup>3</sup>	Balances, End of Fiscal Year	
	Period of Availability	ATA	AID	MAIN							SUB
	Subtotal		014	4163	000	- 0 -	194,601.82	-607,417.61	-412,815.79	-----	- 0 -
Guaranteed Loan Financing Account, Bureau of Indian Affairs, Interior Fund Resources:											
Undisbursed Funds	No Year		014	4415	000	55,696,494.75	-----	265,850.00	-1,897,758.48	-----	57,860,103.23
Authority to Borrow from the Treasury						-----	299,000.00	-299,000.00	-----	-----	-----
	Subtotal		014	4415	000	55,696,494.75	299,000.00	-33,150.00	-1,897,758.48	-----	57,860,103.23
Direct Loan Financing Account, Bureau of Indian Affairs, Interior Fund Resources:											
Undisbursed Funds	No Year		014	4416	000	86,468.93	-----	-19,400.00	32,620.57	-----	34,448.36
Authority to Borrow from the Treasury						-----	2,200.00	-2,200.00	-----	-----	-----
	Subtotal		014	4416	000	86,468.93	2,200.00	-21,600.00	32,620.57	-----	34,448.36
<b>Intragovernmental Funds</b>											
Direct Loans, Loan Financing Account, Bureau of Reclamation Fund Resources:											
Undisbursed Funds	No Year		014	4547	000	-----	-----	-1,375,255.52	-1,375,255.52	-----	-----
Total, Financing Accounts						55,782,963.68	495,801.82	-2,037,423.13	-3,653,209.22	-----	57,894,551.59

Footnotes at End of Chapter

Footnotes

- 1 The amounts in this column, unless otherwise footnoted, represent appropriations, increases and rescissions in borrowing authority or new contract authority. Appropriation accounts with appropriation transfer activity are presented in Table 1 (Appropriations and Appropriation Transfers) at the end of this chapter.
- 2 The amounts in this column, unless otherwise footnoted, represent transfers - other than appropriation transfers, borrowings (gross), investments (net), unrealized discounts or funds held outside the Treasury.
- 3 The amounts in this column, unless otherwise footnoted, represent obligated balances canceled for fiscal year 2019 pursuant to 31 U.S.C. 1553 and adjustments to borrowing and contract authority.
- 4 The opening balance(s) of the following account(s) have been adjusted during the current fiscal year and do not agree with last year's closing balance(s):

<u>Account Symbol: (ATA, AID, POA, MAIN, SUB)</u>	<u>Adjustment</u>
014 2022-2031 1109 000 - Undi sbursed Funds	\$4,850,000.00
014 X 5537 000 - Undi sbursed Funds	-\$188,861.40
014 2022-2031 1036 000 - Undi sbursed Funds	\$15,150,000.00
014 X 5035 000 - Unfunded Contract Authority	-\$13,830,000.00
014 2022-2031 0102 000 - Undi sbursed Funds	-\$20,000,000.00

- 5 Represents capital transfer to miscellaneous receipts.
- 6 Pursuant to Public Law # 118-83, 138 Stat. 1532, Sec 140(a), the balance for this account has been extended beyond the normal period of availability to liquidate obligations.
- 7 The letter (T) denotes that the account by law is a trust account, but for reporting purposes is treated as other than trust.

## Appropriations, Outlays, and Balances - Continued

### Footnotes

Table 1 - Appropriations and Appropriation Transfers - Department of the Interior

AID	ATA	Period of Availability	MAIN	Net Appropriations and Appropriation Transfers	Appropriation Amount	Net Appropriation Transfers	AID Involved	ATA Involved	Period of Availability Involved	MAIN Involved	Amount From or To (-)
014	012	X	5573	800,000.00	0.00	800,000.00	014		X	5573	800,000.00
014		X	0102	50,465,980.00	156,295,000.00	-105,829,020.00	014		X	0104	-710,000.00
							014		X	2100	-1,960,520.00
							014	014	X	0102	-840,000.00
							014	014	X	0102	-2,296,000.00
							014	014	X	0102	-3,106,500.00
							014	014	X	0102	-94,928,017.00
							014	014	X	0102	-1,987,983.00
014		2425	0102	124,662,554.69	133,123,000.00	-8,460,445.31	014		2425	1611	-8,460,445.31
014		X	0104	2,944,000.00	0.00	2,944,000.00	014		X	0102	710,000.00
							014		X	1125	1,313,000.00
							014		X	1611	455,000.00
							014		X	2100	216,000.00
							014		X	2301	250,000.00
014		2426	0104	345,000.00	0.00	345,000.00	014		2426	0804	345,000.00
014		X	0120	97,399,778.00	100,009,000.00	-2,609,222.00	014	014	X	0120	-2,421,000.00
							014	014	X	0120	-188,222.00
014		X	0680	2,659,103,339.00	1,825,888,417.00	833,214,922.00	014		X	4079	-7,608,659.00
							014		X	4081	-25,486,002.00
							014		X	5430	1,585,809,583.00
							014		X	5483	-5,500,000.00
							014		X	5624	-714,000,000.00
014		X	0787	16,600,000.00	21,250,000.00	-4,650,000.00	014		X	5174	-4,650,000.00
014		2426	0804	68,655,000.00	69,000,000.00	-345,000.00	014		2426	0104	-345,000.00
014		X	1036	1,059,805.23	0.00	1,059,805.23	014		X	5762	1,059,805.23
014		24	1036	2,564,299,000.00	2,567,599,000.00	-3,300,000.00	247		24	5721	-3,300,000.00
014		2425	1036	309,926,613.30	320,825,000.00	-10,898,386.70	011		2425	1070	131,945.00
							014	069	2425	1036	-11,030,331.70
014		2425	1109	1,096,044,000.00	1,097,944,000.00	-1,900,000.00	014	014	2425	1109	-1,900,000.00
014		X	1121	3,776,243.60	9,661,000.00	-5,884,756.40	014	014	X	1121	-30,000.00
							014	014	X	1121	-2,573,297.00
							014	014	X	1121	-2,299,996.83

Footnotes

Table 1 - Appropriations and Appropriation Transfers - Department of the Interior

AID	ATA	Period of Availability	MAIN	Net Appropriations and Appropriation Transfers	Appropriation Amount	Net Appropriation Transfers	AID Involved	ATA Involved	Period of Availability Involved	MAIN Involved	Amount From or To (-)
014		X	1125	60,153,738.00	1,376,071,000.00	-1,315,917,262.00	014	014	X	1121	-981,462.57
							012		X	1115	391,933.00
							014		X	0104	-1,313,000.00
							014	014	X	1125	-26,364,933.00
							014	014	X	1125	-176,324,000.00
							014	014	X	1125	-713,150,262.00
							014	014	X	1125	-139,270,506.00
							014	014	X	1125	-259,886,494.00
014		X	1611	98,066,725.00	91,000,000.00	7,066,725.00	012		X	1106	7,271,725.00
							014		X	0104	-455,000.00
							014		2425	1611	250,000.00
014		2425	1611	1,483,563,445.31	1,475,353,000.00	8,210,445.31	014	2425	0102	8,460,445.31	
014		X	1618	5,379,375.00	7,715,000.00	-2,335,625.00	014		X	1611	-250,000.00
							014	014	X	1618	-93,410.00
							014	014	X	1618	-427,495.00
							014	014	X	1618	-180,541.00
							014	014	X	1618	-97,000.00
							014	014	X	1618	-1,009,167.00
014		X	2100	107,843,520.00	43,200,000.00	64,643,520.00	014		X	1618	-528,012.00
							014		X	0102	1,960,520.00
							014		X	0104	-216,000.00
							014		2425	2100	69,995,000.00
							014	014	X	2100	-7,096,000.00
014		2425	2100	1,883,616,568.00	1,898,550,000.00	-14,933,432.00	014		X	2100	-69,995,000.00
014		2425	2106	1,076,555,432.00	1,131,617,000.00	-55,061,568.00	014		2425	2106	55,061,568.00
014		X	2301	183,530,000.00	173,780,000.00	9,750,000.00	014		2425	2100	-55,061,568.00
014		X	2641	4,026,750.00	4,800,000.00	-773,250.00	014		X	0104	-250,000.00
							014		1728	5639	10,000,000.00
							014	014	X	2641	-409,250.00
014		X	4079	7,608,659.00	0.00	7,608,659.00	014		X	2641	-364,000.00
014		X	4081	25,486,002.00	0.00	25,486,002.00	014		X	0680	7,608,659.00
									X	0680	25,486,002.00

## Appropriations, Outlays, and Balances - Continued

### Footnotes

Table 1 - Appropriations and Appropriation Transfers - Department of the Interior

AID	ATA	Period of Availability	MAIN	Net Appropriations and Appropriation Transfers	Appropriation Amount	Net Appropriation Transfers	AID Involved	ATA Involved	Period of Availability Involved	MAIN Involved	Amount From or To (-)
014		X	4488	15,000,000.00	0.00	15,000,000.00	014		X	5431	15,000,000.00
014		X	5174	4,650,000.00	0.00	4,650,000.00	014		X	0787	4,650,000.00
014		X	5198	-9,855,855.05	0.00	-9,855,855.05	012		X	5215	-57,988.00
							013		X	4316	-5,793,921.00
							014	014	X	5198	-1,180,108.00
							014	014	X	5198	-158,338.51
							014	014	X	5198	-11,452.00
							014	014	X	5198	-1,733,047.54
							068		X	4365	-921,000.00
014		X	5425	-7,241,984.08	0.00	-7,241,984.08	013		X	5362	-7,241,984.08
014		X	5430	0.00	1,585,809,583.00	-1,585,809,583.00	014		X	0680	-1,585,809,583.00
014		X	5431	-15,000,000.00	0.00	-15,000,000.00	014		X	4488	-15,000,000.00
014		X	5483	5,500,000.00	0.00	5,500,000.00	014		X	0680	5,500,000.00
014		X	5573	-2,308,695.00	0.00	-2,308,695.00	014	012	X	5573	-800,000.00
							014	014	X	5573	-1,033,695.00
							014	068	X	5573	-475,000.00
014		X	5624	714,000,000.00	0.00	714,000,000.00	014		X	0680	714,000,000.00
014		1728	5639	25,000,000.00	35,000,000.00	-10,000,000.00	014		X	2301	-10,000,000.00
014		X	5715	1,084,772,968.00	1,900,000,000.00	-815,227,032.00	012		X	5716	-148,636,346.00
							014	014	X	5715	-431,000,000.00
							014	014	X	5715	-49,716,650.00
							014	014	X	5715	-50,114,321.00
							014	014	X	5715	-4,483,651.00
							014	069	X	5715	-131,276,064.00
014		X	5762	0.00	1,059,805.23	-1,059,805.23	014		X	1036	-1,059,805.23
014		X	8151	470,200,000.00	0.00	470,200,000.00	070		X	8147	666,046,079.44
							070		X	8149	-171,846,079.44
							096		X	8333	-24,000,000.00
014		X	8370	15,099,000.00	0.00	15,099,000.00	070		X	8185	15,099,000.00
014	014	X	0102	840,000.00	0.00	840,000.00	014		X	0102	840,000.00
014	014	X	0102	2,296,000.00	0.00	2,296,000.00	014		X	0102	2,296,000.00
014	014	X	0102	3,106,500.00	0.00	3,106,500.00	014		X	0102	3,106,500.00

Footnotes

Table 1 - Appropriations and Appropriation Transfers - Department of the Interior

AID	ATA	Period of Availability	MAIN	Net Appropriations and Appropriation Transfers	Appropriation Amount	Net Appropriation Transfers	AID Involved	ATA Involved	Period of Availability Involved	MAIN Involved	Amount From or To (-)
014	014	X	0102	94,928,017.00	0.00	94,928,017.00	014		X	0102	94,928,017.00
014	014	X	0102	1,987,983.00	0.00	1,987,983.00	014		X	0102	1,987,983.00
014	014	X	0120	2,421,000.00	0.00	2,421,000.00	014		X	0120	2,421,000.00
014	014	X	0120	188,222.00	0.00	188,222.00	014		X	0120	188,222.00
014	014	2425	1109	1,900,000.00	0.00	1,900,000.00	014		2425	1109	1,900,000.00
014	014	X	1121	30,000.00	0.00	30,000.00	014		X	1121	30,000.00
014	014	X	1121	2,573,297.00	0.00	2,573,297.00	014		X	1121	2,573,297.00
014	014	X	1121	2,299,996.83	0.00	2,299,996.83	014		X	1121	2,299,996.83
014	014	X	1121	981,462.57	0.00	981,462.57	014		X	1121	981,462.57
014	014	X	1125	26,364,933.00	0.00	26,364,933.00	014		X	1125	26,364,933.00
014	014	X	1125	176,324,000.00	0.00	176,324,000.00	014		X	1125	176,324,000.00
014	014	X	1125	713,150,262.00	0.00	713,150,262.00	014		X	1125	713,150,262.00
014	014	X	1125	139,270,506.00	0.00	139,270,506.00	014		X	1125	139,270,506.00
014	014	X	1125	259,886,494.00	0.00	259,886,494.00	014		X	1125	259,886,494.00
014	014	2427	1125	4,896,056.00	0.00	4,896,056.00	014		2427	1125	4,896,056.00
014	014	X	1618	93,410.00	0.00	93,410.00	014		X	1618	93,410.00
014	014	X	1618	427,495.00	0.00	427,495.00	014		X	1618	427,495.00
014	014	X	1618	180,541.00	0.00	180,541.00	014		X	1618	180,541.00
014	014	X	1618	97,000.00	0.00	97,000.00	014		X	1618	97,000.00
014	014	X	1618	1,009,167.00	0.00	1,009,167.00	014		X	1618	1,009,167.00
014	014	X	1618	528,012.00	0.00	528,012.00	014		X	1618	528,012.00
014	014	X	2100	7,096,000.00	0.00	7,096,000.00	014		X	2100	7,096,000.00
014	014	X	2641	409,250.00	0.00	409,250.00	014		X	2641	409,250.00
014	014	X	2641	364,000.00	0.00	364,000.00	014		X	2641	364,000.00
014	014	X	5198	1,180,108.00	0.00	1,180,108.00	014		X	5198	1,180,108.00
014	014	X	5198	158,338.51	0.00	158,338.51	014		X	5198	158,338.51
014	014	X	5198	11,452.00	0.00	11,452.00	014		X	5198	11,452.00
014	014	X	5198	1,733,047.54	0.00	1,733,047.54	014		X	5198	1,733,047.54
014	014	X	5573	1,033,695.00	0.00	1,033,695.00	014		X	5573	1,033,695.00
014	014	X	5715	431,000,000.00	0.00	431,000,000.00	014		X	5715	431,000,000.00
014	014	X	5715	49,716,650.00	0.00	49,716,650.00	014		X	5715	49,716,650.00
014	014	X	5715	50,114,321.00	0.00	50,114,321.00	014		X	5715	50,114,321.00



## Appropriations, Outlays, and Balances - Continued

### Footnotes

Table 1 - Appropriations and Appropriation Transfers - Department of the Interior

AID	ATA	Period of Availability	MAIN	Net Appropriations and Appropriation Transfers	Appropriation Amount	Net Appropriation Transfers	AID Involved	ATA Involved	Period of Availability Involved	MAIN Involved	Amount From or To (-)
014	014	X	5715	4,483,651.00	0.00	4,483,651.00	014		X	5715	4,483,651.00
014	068	X	5573	475,000.00	0.00	475,000.00	014		X	5573	475,000.00
014	069	2425	1036	11,030,331.70	0.00	11,030,331.70	014		2425	1036	11,030,331.70
014	069	X	5715	131,276,064.00	0.00	131,276,064.00	014		X	5715	131,276,064.00
<b>Total</b>				<b>16,357,589,225.15</b>	<b>16,025,549,805.23</b>	<b>332,039,419.92</b>					<b>332,039,419.92</b>

Appropriations, Outlays, and Balances - Continued

Appropriation or Fund Account  Title	Account Symbol				Balances, Beginning of Fiscal Year	Appropriations and Other Obligational Authority <sup>1</sup>	Transfers Borrowings and Investment (Net) <sup>2</sup>	Outlays (Net)	Balances Withdrawn and Other Transactions <sup>3</sup>	Balances, End of Fiscal Year	
	Period of Availability	ATA	AID	MAIN							SUB
<p align="center"><b>Department of Justice</b> <b>General Administration</b> <b>General Fund Accounts</b></p>											
Salaries and Expenses, General Administration, Justice											
Fund Resources:											
Undisbursed Funds	2024-2025		015	0129	000	-----	4,000,000.00	-----	149,258.49	-----	3,850,741.51
	2024					-----	138,000,000.00	-----	132,813,830.10	-----	5,186,169.90
	2023-2024					4,000,000.00	-----	-----	3,587,900.54	-----	412,099.46
	2023					18,151,341.11	-----	-----	5,725,435.74	-----	12,425,905.37
	2022-2023					3,160,550.12	-----	-----	2,996,830.48	-----	163,719.64
	2022					3,964,790.14	-----	-----	485,373.13	-----	3,479,417.01
	2021					5,403,081.83	-----	-----	-264,610.57	-----	5,667,692.40
	2020					4,788,350.28	-----	-----	-514,722.04	-----	5,303,072.32
	2019					4,842,573.47	-----	-4,717,127.90	44,709.10	80,736.47	-----
	No Year					75,594,164.46	-----	4,000,000.00	23,665,677.84	-----	55,928,486.62
	Subtotal		015	0129	000	119,904,851.41	142,000,000.00	-717,127.90	168,689,682.81	80,736.47	92,417,304.23
Tactical Law Enforcement Wireless Communications, General Administration, Justice											
Fund Resources:											
Undisbursed Funds	No Year		015	0132	000	-----	-----	-56,562.86	-56,562.86	-----	-----
Justice Information Sharing Technology, General Administration, Justice											
Fund Resources:											
Undisbursed Funds	No Year		015	0134	000	118,544,760.78	30,000,000.00	-----	92,863,362.89	-----	55,681,397.89
Office of Inspector General, General Administration, Justice											
Fund Resources:											
Undisbursed Funds	2024-2025		015	0328	000	-----	4,000,000.00	-----	-453,530.70	-----	4,453,530.70
	2024					-----	135,000,000.00	-6,000.00	122,672,414.38	-----	12,321,585.62
	2023-2024					3,791,900.00	-----	-----	1,168,063.62	-----	2,623,836.38
	2023					24,282,602.01	-----	-----	13,391,794.13	-----	10,890,807.88
	2022-2023					1,959,617.20	-----	-----	1,945,391.54	-----	14,225.66
	2022					4,521,452.60	-----	-----	870,542.11	-----	3,650,910.49
	2021-2022					-45,433.75	-----	-----	-204,673.78	-----	159,240.03
	2021					1,454,401.67	-----	-----	173,976.91	-----	1,280,424.76
	2020-2021					51,090.16	-----	-----	-1,634.93	-----	52,725.09
	2020					2,449,840.70	-----	-----	15,994.13	-----	2,433,846.57
	2019-2020					-----	-----	-----	-0.05	-----	0.05
	2019					3,272,699.16	-----	-2,961,601.99	219,386.37	91,710.80	-----
	No Year					18,612,482.92	10,000,000.00	-----	10,351,275.11	-----	18,261,207.81
Funds Held Outside the Treasury											
	2024					-----	-----	6,000.00	-----	-----	6,000.00
	2022					500.00	-----	-----	-----	-----	500.00

Footnotes at End of Chapter

## Appropriations, Outlays, and Balances - Continued

Appropriation or Fund Account  Title	Account Symbol				Balances, Beginning of Fiscal Year	Appropriations and Other Obligational Authority <sup>1</sup>	Transfers Borrowings and Investment (Net) <sup>2</sup>	Outlays (Net)	Balances Withdrawn and Other Transactions <sup>3</sup>	Balances, End of Fiscal Year
	Period of Availability	ATA	AID	MAIN						
	2020				50,300.00	-----	-----	-----	-----	50,300.00
	Subtotal		015	0328	60,401,452.67	149,000,000.00	-2,961,601.99	150,148,998.84	91,710.80	56,199,141.04
Executive Office for Immigration Review, General Administration, Justice										
Fund Resources:										
Undisbursed Funds	2023-2027		015	0339	5,000,000.00	-----	-----	-----	-----	5,000,000.00
	2022-2026				5,167,254.52	-----	3,000,000.00	3,497,661.39	-----	4,669,593.13
	2024				-----	844,000,000.00	-----	660,638,492.04	-----	183,361,507.96
	2023				228,758,123.36	-----	-----	207,116,458.60	-----	21,641,664.76
	2022				18,078,959.79	-----	-3,000,000.00	2,757,039.25	-----	12,321,920.54
	2021				47,592,903.81	-----	-395,208.42	12,597,375.93	-----	34,600,319.46
	2020				28,152,191.28	-----	-----	7,356,785.18	-----	20,795,406.10
	2019				15,512,244.46	-----	-15,480,991.63	14,190.07	17,062.76	-----
	No Year				51,800,359.35	-----	6,000,000.00	10,749,563.23	-----	47,050,796.12
	Subtotal		015	0339	400,062,036.57	844,000,000.00	-9,876,200.05	904,727,565.69	17,062.76	329,441,208.07
<b>Intragovernmental Funds</b>										
Working Capital Fund, Justice										
Fund Resources:										
Undisbursed Funds	No Year		015	4526	532,552,747.79	-----	139,825,647.10	118,424,908.44	<sup>4</sup> 206,572,000.00	347,381,486.45
<b>Trust Fund Accounts</b>										
Justice Gift Fund, Justice										
Fund Resources:										
Undisbursed Funds	No Year		015	8305	969,695.48	-----	-----	961,098.09	-----	8,597.39
Total, General Administration					1,232,435,544.70	1,165,000,000.00	126,214,154.30	1,435,759,053.90	206,761,510.03	881,129,135.07
<b>United States Parole Commission</b>										
<b>General Fund Accounts</b>										
Salaries and Expenses, United States Parole Commission, Justice										
Fund Resources:										
Undisbursed Funds	2024		015	1061	-----	14,000,000.00	-----	9,836,662.45	-----	4,163,337.55
	2023				5,229,757.72	-----	-----	1,004,845.39	-----	4,224,912.33
	2022				5,420,672.47	-----	-----	23,737.54	-----	5,396,934.93
	2021				3,208,479.07	-----	-----	209,615.35	-----	2,998,863.72
	2020				2,188,859.34	-----	-----	211,959.06	-----	1,976,900.28
	2019				1,771,088.78	-----	-1,721,088.00	-----	50,000.78	-----
	Subtotal		015	1061	17,818,857.38	14,000,000.00	-1,721,088.00	11,286,819.79	50,000.78	18,760,948.81
Total, United States Parole Commission					17,818,857.38	14,000,000.00	-1,721,088.00	11,286,819.79	50,000.78	18,760,948.81
<b>Legal Activities and U.S. Marshals</b>										
<b>General Fund Accounts</b>										

Footnotes at End of Chapter

Appropriations, Outlays, and Balances - Continued

Appropriation or Fund Account  Title	Account Symbol				Balances, Beginning of Fiscal Year	Appropriations and Other Obligational Authority <sup>1</sup>	Transfers Borrowings and Investment (Net) <sup>2</sup>	Outlays (Net)	Balances Withdrawn and Other Transactions <sup>3</sup>	Balances, End of Fiscal Year	
	Period of Availability	ATA	AID	MAIN							SUB
Salaries and Expenses, Foreign Claims Settlement Commission, Justice Fund Resources: Undisbursed Funds	2024		015	0100	000	-----	2,504,000.00	-----	1,925,542.84	-----	578,457.16
	2023					601,234.65	-----	-----	2,178.88	-----	599,055.77
	2022					542,696.97	-----	-----	4,435.22	-----	538,261.75
	2021					479,736.29	-----	-----	-----	-----	479,736.29
	2020					492,651.48	-----	-----	-27.16	-----	492,678.64
	2019					603,900.46	-----	-598,891.71	-28.97	5,037.72	-----
	Subtotal		015	0100	000	2,720,219.85	2,504,000.00	-598,891.71	1,932,100.81	5,037.72	2,688,189.61
Payment of Vietnam and U.S.S. Pueblo Prisoner of War Claims, Foreign Claims Settlement Commission, Justice Fund Resources: Undisbursed Funds	No Year		015	0104	000	17,970.99	-----	-----	-----	-----	17,970.99
Salaries and Expenses, General Legal Activities, Justice Fund Resources: Undisbursed Funds	2024-2025		015	0128	000	-----	-----	-----	-16,047,819.22	-----	16,047,819.22
	2024					-----	1,086,610,000.00	-----	988,803,430.90	-----	97,806,569.10
	2023-2024					-7,455,014.59	-----	-----	-8,129,001.98	-----	673,987.39
	2023					199,044,855.04	-----	-6,213,000.00	150,996,683.64	-----	41,835,171.40
	2022-2023					965,243.04	-----	-----	-484,832.35	-----	1,450,075.39
	2022					25,465,448.22	-----	-3,940,071.00	-855,450.42	-----	22,380,827.64
	2021-2022					-29,039.16	-----	-----	-783,293.71	-----	754,254.55
	2021					25,403,133.33	-----	-6,294,192.00	-2,109,668.50	-----	21,218,609.83
	2020-2021					-----	-----	-----	-1,093,447.16	-----	1,093,447.16
	2020					10,584,112.00	-----	-2,345,000.00	-1,739,995.72	-----	9,979,107.72
	2019-2020					-----	-----	-----	-959,801.65	-----	959,801.65
	2019					13,909,623.76	-----	-8,949,418.23	4,800,152.00	160,053.53	-----
	No Year					35,239,869.18	15,090,000.00	24,401,000.00	76,754,534.87	-----	<sup>5</sup> -2,023,665.69
	Subtotal		015	0128	000	303,128,230.82	1,101,700,000.00	-3,340,681.23	1,189,151,490.70	160,053.53	212,176,005.36
Construction, United States Marshals Service, Justice Fund Resources: Undisbursed Funds	No Year		015	0133	000	58,634,031.38	15,000,000.00	-----	11,102,188.29	-----	62,531,843.09
Victims Compensation Fund, General Legal Activities, Justice Fund Resources: Undisbursed Funds	No Year		015	0139	000	62,247,054.90	2,390,206,267.60	-----	2,398,338,250.01	-----	54,115,072.49
Fees and Expenses of Witnesses, Justice Fund Resources: Undisbursed Funds	No Year		015	0311	000	652,924,936.09	254,610,000.00	-22,915.64	306,195,923.97	-----	601,316,096.48
Funds Held Outside the Treasury						-----	-----	22,915.64	-----	-----	22,915.64
	Subtotal		015	0311	000	652,924,936.09	254,610,000.00	-----	306,195,923.97	-----	601,339,012.12

Footnotes at End of Chapter

**Appropriations, Outlays, and Balances - Continued**

Appropriation or Fund Account  Title	Account Symbol				Balances, Beginning of Fiscal Year	Appropriations and Other Obligational Authority <sup>1</sup>	Transfers Borrowings and Investment (Net) <sup>2</sup>	Outlays (Net)	Balances Withdrawn and Other Transactions <sup>3</sup>	Balances, End of Fiscal Year	
	Period of Availability	ATA	AID	MAIN							SUB
Salaries and Expenses, Antitrust Division, Justice Fund Resources: Undisbursed Funds	No Year		015	0319	000	121,024,948.07	-----	25,733,624.00	-1,193,940.41	-----	147,952,512.48
Salaries and Expenses, United States Attorneys, Justice Fund Resources: Undisbursed Funds	2024-2025		015	0322	000	-----	1,002,007.00	-----	-11,609,333.40	-----	12,611,340.40
	2024					-----	2,611,000,000.00	-----	2,320,314,578.31	-----	290,685,421.69
	2023-2024					-7,059,092.54	-----	111,102.00	-15,985,297.85	-----	9,037,307.31
	2023					449,218,126.77	-----	-----	344,441,461.64	-----	104,776,665.13
	2022-2023					-4,349,606.26	-----	-----	-8,904,911.66	-----	4,555,305.40
	2022					72,975,820.93	-----	-10,000,000.00	22,073,047.01	-----	40,902,773.92
	2021-2022					-1,086,010.35	-----	-----	-3,809,225.50	-----	2,723,215.15
	2021					49,146,807.92	-----	-20,000,000.00	4,922,364.18	-----	24,224,443.74
	2020-2021					399,642.75	-----	-----	-1,987,652.47	-----	2,387,295.22
	2020					28,802,101.03	-----	-10,000,000.00	3,302,690.49	-----	15,499,410.54
	2019-2020					25,601.70	-----	-----	-1,754,371.96	-----	1,779,973.66
	2019					30,910,874.46	-----	-30,785,421.35	61,509.39	63,943.72	-----
	2018-2019					197,329.90	-----	-197,329.90	-----	-----	-----
	No Year					65,408,296.69	-----	40,000,000.00	17,920,879.56	-----	87,487,417.13
	Subtotal		015	0322	000	684,589,893.00	2,612,002,007.00	-30,871,649.25	2,668,985,737.74	63,943.72	596,670,569.29
Salaries and Expenses, United States Marshals Service, Justice Fund Resources: Undisbursed Funds	2024-2025		015	0324	000	-----	1,043,066.00	-----	30,290.54	-----	1,012,775.46
	2024					-----	1,689,000,000.00	-----	1,510,257,518.42	-----	178,742,481.58
	2023-2024					984,833.24	-----	18,387.00	523,901.67	-----	479,318.57
	2023					294,355,488.98	-----	-16,000,000.00	217,724,203.59	-----	60,631,285.39
	2022-2023					479,244.46	-----	-----	190,544.91	-----	288,699.55
	2022					51,352,532.84	-----	-5,700,000.00	22,324,924.55	-----	23,327,608.29
	2021-2022					212,826.15	-----	-----	-----	-----	212,826.15
	2021					14,045,430.40	-----	-2,000,000.00	4,520,058.93	-----	7,525,371.47
	2020-2021					215,944.61	-----	-----	-----	-----	215,944.61
	2020					5,233,813.35	-----	-300,000.00	1,749,050.59	-----	3,184,762.76
	2019-2020					225,978.14	-----	-----	-----	-----	225,978.14
	2019					3,569,867.12	-----	-2,787,168.16	504,660.49	278,038.47	-----
	2018-2019					125,874.88	-----	-120,874.88	-----	5,000.00	-----
	No Year					70,459,611.05	41,410,321.00	24,000,000.00	50,417,310.72	-----	85,452,621.33
	Subtotal		015	0324	000	441,261,445.22	1,731,453,387.00	-2,889,656.04	1,808,242,464.41	283,038.47	361,299,673.30

Footnotes at End of Chapter

Appropriations, Outlays, and Balances - Continued

Appropriation or Fund Account  Title	Account Symbol				Balances, Beginning of Fiscal Year	Appropriations and Other Obligational Authority <sup>1</sup>	Transfers Borrowings and Investment (Net) <sup>2</sup>	Outlays (Net)	Balances Withdrawn and Other Transactions <sup>3</sup>	Balances, End of Fiscal Year	
	Period of Availability	ATA	AID	MAIN							SUB
Independent Counsel, Justice Fund Resources:											
Undisbursed Funds	2024		015	0327	000	-----	21,943,077.55	-----	16,148,096.11	-----	5,794,981.44
	2023					9,256,898.72	-697,595.79	-----	7,604,517.92	-----	954,785.01
	Subtotal		015	0327	000	9,256,898.72	21,245,481.76	-----	23,752,614.03	-----	6,749,766.45
Salaries and Expenses, Community Relations Service, Justice Fund Resources:											
Undisbursed Funds	2024		015	0500	000	-----	24,000,000.00	-----	15,192,351.04	-----	8,807,648.96
	2023					11,064,253.11	-----	-----	5,908,320.22	-----	5,155,932.89
	2022					4,766,608.29	-----	-----	777,749.70	-----	3,988,858.59
	2021					3,001,665.87	-----	-----	13,389.89	-----	2,988,275.98
	2020					1,579,608.84	-----	-----	9,294.25	-----	1,570,314.59
	2019					2,154,615.48	-----	-2,104,000.00	-3.12	50,618.60	-----
	Subtotal		015	0500	000	22,566,751.59	24,000,000.00	-2,104,000.00	21,901,101.98	50,618.60	22,511,031.01
Federal Prisoner Detention, Justice Fund Resources:											
Undisbursed Funds	2024		015	1020	000	-----	3,000,000.00	-----	2,999,994.00	-----	6.00
	2023					0.73	-----	-----	-----	-----	0.73
	No Year					290,007,037.02	2,173,006,000.00	-----	2,121,287,643.05	-----	341,725,393.97
	Subtotal		015	1020	000	290,007,037.75	2,176,006,000.00	-----	2,124,287,637.05	-----	341,725,400.70
<b>Special Fund Accounts</b>											
Assets Forfeiture Fund, Justice Fund Resources:											
Undisbursed Funds	No Year		015	5042	000	2,647,869,808.57	2,422,317,481.50	-14,686,037.04	1,659,651,768.91	500,000,000.00	2,895,849,484.12
Unrealized Discount on Investments						-45,231,892.05	-----	2,924,352.93	-----	-----	-42,307,539.12
Investments in US Treasury Securities						1,040,731,892.05	-----	11,761,684.11	-----	-----	1,052,493,576.16
	Subtotal		015	5042	000	3,643,369,808.57	2,422,317,481.50	-----	1,659,651,768.91	500,000,000.00	3,906,035,521.16
United States Trustee System Fund, Justice Fund Resources:											
Undisbursed Funds	No Year		015	5073	000	143,215,270.03	264,193,054.75	156,139,474.50	262,744,718.60	-----	300,803,080.68
Unrealized Discount on Investments						-7,776,568.72	-----	7,077,045.67	-----	-----	-699,523.05
Investments in US Treasury Securities						203,916,043.22	-----	-163,216,520.17	-----	-----	40,699,523.05
	Subtotal		015	5073	000	339,354,744.53	264,193,054.75	-----	262,744,718.60	-----	340,803,080.68
United States Victims of State Sponsored Terrorism Fund, General Legal Activities, Justice Fund Resources:											
Undisbursed Funds	No Year		015	5608	000	32,655,759.62	1,205,938,796.19	-184,110,475.95	5,486,833.12	-----	1,048,997,246.74
Unrealized Discount on Investments						-169,894.28	-----	13,717.66	-----	-----	-156,176.62
Investments in US Treasury Securities						3,291,383,852.08	-----	184,096,758.29	-----	-----	3,475,480,610.37
	Subtotal		015	5608	000	3,323,869,717.42	1,205,938,796.19	-----	5,486,833.12	-----	4,524,321,680.49

Footnotes at End of Chapter

**Appropriations, Outlays, and Balances - Continued**

Appropriation or Fund Account  Title	Account Symbol				Balances, Beginning of Fiscal Year	Appropriations and Other Obligational Authority <sup>1</sup>	Transfers Borrowings and Investment (Net) <sup>2</sup>	Outlays (Net)	Balances Withdrawn and Other Transactions <sup>3</sup>	Balances, End of Fiscal Year	
	Period of Availability	ATA	AID	MAIN SUB							
<b>Intragovernmental Funds</b>											
Justice Prisoner and Alien Transportation System Fund, United States Marshals Service, Justice Fund Resources:											
Undisbursed Funds	No Year		015	4575	000	67,434,982.04	-----	-----	22,526,550.59	-----	44,908,431.45
Total, Legal Activities and U.S. Marshals						10,022,408,670.94	14,221,176,475.80	-14,071,254.23	12,503,105,439.80	500,562,692.04	11,225,845,760.67
<b>National Security Division</b>											
<b>General Fund Accounts</b>											
Salaries and Expenses, National Security Division, Justice Fund Resources:											
Undisbursed Funds	2024		015	1300	000	-----	128,000,000.00	-----	112,839,387.34	-----	15,160,612.66
	2023					27,556,643.61	-----	-----	11,801,554.22	-----	15,755,089.39
	2022-2023					455,899.68	-----	-----	-----	-----	455,899.68
	2022					10,246,576.97	-----	-----	3,604.02	-----	10,242,972.95
	2021					8,906,261.64	-----	-----	152,736.52	-----	8,753,525.12
	2020					5,051,601.53	-----	-----	4,710.74	-----	5,046,890.79
	2019					778,098.24	-----	-1,722,966.00	-998,713.61	53,845.85	-----
	No Year					17,086,806.51	-----	1,722,966.00	4,323,684.45	-----	14,486,088.06
	Subtotal		015	1300	000	70,081,888.18	128,000,000.00	-----	128,126,963.68	53,845.85	69,901,078.65
Total, National Security Division						70,081,888.18	128,000,000.00	-----	128,126,963.68	53,845.85	69,901,078.65
<b>Radiation Exposure Compensation</b>											
<b>General Fund Accounts</b>											
Payment to the Radiation Exposure Compensation Trust Fund, Justice Fund Resources:											
Undisbursed Funds	2024		015	0333	000	-----	80,000,000.00	-----	80,000,000.00	-----	-----
<b>Trust Fund Accounts</b>											
Radiation Exposure Compensation Trust Fund, Justice Fund Resources:											
Undisbursed Funds	No Year		015	8116	000	28,230,172.57	80,000,000.00	-----	52,308,372.43	-----	55,921,800.14
Total, Radiation Exposure Compensation						28,230,172.57	160,000,000.00	-----	132,308,372.43	-----	55,921,800.14
<b>Interagency Law Enforcement</b>											
<b>General Fund Accounts</b>											
Interagency Crime and Drug Enforcement, Interagency Law Enforcement, Justice Fund Resources:											
Undisbursed Funds	2024		015	0323	000	-----	497,000,000.00	-----	451,051,109.36	-----	45,948,890.64
	2023					47,489,096.99	-----	-----	43,045,745.93	-----	4,443,351.06
	2022					7,232,652.93	-----	-----	1,770,849.87	-----	5,461,803.06
	2021					6,556,292.32	-----	-----	215,733.57	-----	6,340,558.75

Footnotes at End of Chapter

Appropriations, Outlays, and Balances - Continued

Appropriation or Fund Account  Title	Account Symbol				Balances, Beginning of Fiscal Year	Appropriations and Other Obligational Authority <sup>1</sup>	Transfers Borrowings and Investment (Net) <sup>2</sup>	Outlays (Net)	Balances Withdrawn and Other Transactions <sup>3</sup>	Balances, End of Fiscal Year	
	Period of Availability	ATA	AID	MAIN SUB							
	2020				3,780,888.63	-----	-----	-588.32	-----	3,781,476.95	
	2019				3,023,384.63	-----	-461,605.43	2,454,666.54	107,112.66	-----	
	No Year				67,152,104.54	50,000,000.00	-----	48,517,855.60	-----	68,634,248.94	
	Subtotal		015	0323	000	135,234,420.04	547,000,000.00	-461,605.43	547,055,372.55	107,112.66	134,610,329.40
Total, Interagency Law Enforcement					135,234,420.04	547,000,000.00	-461,605.43	547,055,372.55	107,112.66	134,610,329.40	
<b>Federal Bureau of Investigation</b>											
<b>General Fund Accounts</b>											
Salaries and Expenses, Federal Bureau of Investigation, Justice Fund Resources:											
Undisbursed Funds											
	2024-2025		015	0200	000	-----	1,457,264.00	-----	-9,260,559.07	-----	10,717,823.07
	2024					-----	10,576,813,000.00	-6,928,831.93	8,562,525,726.33	-----	2,007,358,441.74
	2023-2024					7,817,152.50	-----	-99,990.00	8,121,795.54	-----	<sup>5</sup> -404,633.04
	2023					2,384,557,247.75	-----	-8,229,613.78	2,077,646,511.18	-----	298,681,122.79
	2022-2023					30,983,187.71	-----	-----	25,278,806.76	-----	5,704,380.95
	2022					326,103,164.10	-----	28,434.03	132,096,613.29	-----	194,034,984.84
	2021-2022					14,798,042.62	-----	-----	10,751,585.72	-----	4,046,456.90
	2021					153,436,958.96	-----	168,005.00	28,429,382.15	-----	125,175,581.81
	2020-2021					663,935.04	-----	-----	277,770.00	-----	386,165.04
	2020					93,423,679.45	-----	-8,335,000.00	7,395,502.85	-----	77,693,176.60
	2019-2020					-4,361,708.30	-----	-----	-328,898.57	-----	<sup>5</sup> -4,032,809.73
	2019					69,620,142.81	-----	-58,539,221.74	10,824,181.13	256,739.94	-----
	2018-2019					480,496.35	-----	-526,316.74	-161,641.81	115,821.42	-----
	No Year					<sup>6</sup> 1,349,452,967.73	97,467,964.00	54,250,000.00	258,323,095.30	<sup>4</sup> 367,700,000.00	875,147,836.43
Funds Held Outside the Treasury	2024					-----	-----	6,928,831.93	-----	-----	6,928,831.93
	2023					20,007,649.00	-----	-1,770,386.22	-----	-----	18,237,262.78
	2022					728,434.03	-----	-28,434.03	-----	-----	700,000.00
	2021					2,469,005.00	-----	-168,005.00	-----	-----	2,301,000.00
	2020					7,525,049.96	-----	-165,000.00	-----	-----	7,360,049.96
	2019					2,026,995.00	-----	-2,026,995.00	-----	-----	-----
	Subtotal		015	0200	000	4,459,732,399.71	10,675,738,228.00	-25,442,523.48	11,111,919,870.80	368,072,561.36	3,630,035,672.07
Construction, Federal Bureau of Investigation, Justice Fund Resources:											
Undisbursed Funds											
	2023		015	0203	000	65,189,500.00	-----	-----	25,585,841.70	-----	39,603,658.30
	No Year					2,478,749,375.76	30,000,000.00	-----	276,955,982.70	-----	2,231,793,393.06
	Subtotal		015	0203	000	2,543,938,875.76	30,000,000.00	-----	302,541,824.40	-----	2,271,397,051.36
Total, Federal Bureau of Investigation						7,003,671,275.47	10,705,738,228.00	-25,442,523.48	11,414,461,695.20	368,072,561.36	5,901,432,723.43
<b>Drug Enforcement Administration</b>											
<b>General Fund Accounts</b>											

Footnotes at End of Chapter



## Appropriations, Outlays, and Balances - Continued

Appropriation or Fund Account  Title	Account Symbol				Balances, Beginning of Fiscal Year	Appropriations and Other Obligational Authority <sup>1</sup>	Transfers Borrowings and Investment (Net) <sup>2</sup>	Outlays (Net)	Balances Withdrawn and Other Transactions <sup>3</sup>	Balances, End of Fiscal Year
	Period of Availability	ATA	AID	MAIN						
Salaries and Expenses, Drug Enforcement Administration, Justice Fund Resources:										
Undisbursed Funds	2024-2025		015	1100	000	----- 15,371,918.00	----- -----	-1,400,826.19	----- -----	16,772,744.19
	2024					----- 2,567,000,000.00	-14,732,053.24	2,122,213,473.82	----- -----	430,054,472.94
	2023-2024					----- 15,090,186.69	----- 688,202.00	13,089,156.52	----- -----	2,689,232.17
	2023					----- 515,666,644.86	----- 15,215,101.69	404,625,729.82	----- -----	126,256,016.73
	2022-2023					----- 6,591,171.49	----- -----	5,158,544.66	----- -----	1,432,626.83
	2022					----- 116,668,717.02	----- -30,000,000.00	21,569,451.10	----- -----	65,099,265.92
	2021-2022					----- 1,804,868.81	----- -----	1,341,062.73	----- -----	463,806.08
	2021					----- 27,775,236.15	----- -8,000,000.00	6,157,260.14	----- -----	13,617,976.01
	2020-2021					----- 1,168,580.46	----- -----	843,239.63	----- -----	325,340.83
	2020					----- 14,606,538.38	----- -2,000,000.00	1,340,171.70	----- -----	11,266,366.68
	2019					----- 2,747,710.09	----- -1,583,719.00	1,063,991.09	100,000.00	----- -----
	No Year					----- 139,524,891.32	----- 35,986,882.00	41,583,719.00	----- -----	118,556,630.33
Funds Held Outside the Treasury	2024					----- -----	----- 14,732,053.24	----- -----	----- -----	14,732,053.24
	2023					----- 15,215,101.69	----- -15,215,101.69	----- -----	----- -----	----- -----
	Subtotal		015	1100	000	856,859,646.96	2,618,358,800.00	688,202.00	2,674,540,117.01	100,000.00
Construction, Drug Enforcement Administration, Justice Fund Resources:										
Undisbursed Funds	No Year		015	1101	000	50,461,159.99	----- -----	----- -----	----- -----	50,461,159.99
<b>Special Fund Accounts</b>										
Diversion Control Fee Account, Justice Fund Resources:										
Undisbursed Funds	No Year		015	5131	000	303,255,265.59	605,262,634.77	----- -----	565,235,387.08	----- -----
Total, Drug Enforcement Administration						1,210,576,072.54	3,223,621,434.77	688,202.00	3,239,775,504.09	100,000.00
<b>Bureau of Alcohol, Tobacco, Firearms, and Explosives</b>										
<b>General Fund Accounts</b>										
Salaries and Expenses, Bureau of Alcohol, Tobacco, Firearms and Explosives, Justice Fund Resources:										
Undisbursed Funds	2024-2025		015	0700	000	----- 335,507.00	----- -----	49,855.00	----- -----	285,652.00
	2024					----- 1,625,000,000.00	-8,608,801.47	1,401,847,387.85	----- -----	214,543,810.68
	2023-2024					----- 241,134.31	----- 321,000.00	509,594.22	----- -----	52,540.09
	2023					----- 355,084,476.40	----- 7,687,867.47	291,622,053.32	----- -----	71,150,290.55
	2022-2023					----- 66,899.11	----- -----	1,997.75	----- -----	64,901.36
	2022					----- 50,834,925.59	----- -5,245,958.00	11,054,892.42	----- -----	34,534,075.17
	2021-2022					----- 58,825.65	----- -----	----- -----	----- -----	58,825.65
	2021					----- 30,014,860.11	----- -3,484,573.00	5,466,059.19	----- -----	21,064,227.92
	2020-2021					----- 48,575.43	----- -----	----- -----	----- -----	48,575.43
	2020					----- 13,509,337.85	----- -5,552,755.00	289,071.80	----- -----	7,667,511.05

Footnotes at End of Chapter

Appropriations, Outlays, and Balances - Continued

Appropriation or Fund Account  Title	Account Symbol				Balances, Beginning of Fiscal Year	Appropriations and Other Obligational Authority <sup>1</sup>	Transfers Borrowings and Investment (Net) <sup>2</sup>	Outlays (Net)	Balances Withdrawn and Other Transactions <sup>3</sup>	Balances, End of Fiscal Year	
	Period of Availability	ATA	AID	MAIN							SUB
	2019-2020				70,508.64	-----	-----	-----	-----	70,508.64	
	2019				6,724,051.46	-----	-6,162,757.00	443,657.28	117,637.18	-----	
	2018-2019				39,958.32	-----	-----	-----	39,958.32	-----	
	No Year				154,966,373.54	-----	21,446,977.00	39,504,507.62	-----	136,908,842.92	
Funds Held Outside the Treasury	2024				-----	-----	8,608,801.47	-----	-----	8,608,801.47	
	2023				8,688,801.47	-----	-8,688,801.47	-----	-----	-----	
	Subtotal		015	0700	000	620,348,727.88	1,625,335,507.00	321,000.00	1,750,789,076.45	157,595.50	495,058,562.93
Construction, Bureau of Alcohol, Tobacco, Firearms and Explosives, Justice Fund Resources:											
Undisbursed Funds	No Year		015	0720	000	75,000,000.00	-----	-----	525,166.14	-----	74,474,833.86
Total, Bureau of Alcohol, Tobacco, Firearms, and Explosives						695,348,727.88	1,625,335,507.00	321,000.00	1,751,314,242.59	157,595.50	569,533,396.79
<b>Federal Prison System</b>											
<b>General Fund Accounts</b>											
Buildings and Facilities, Federal Prison System, Justice Fund Resources:											
Undisbursed Funds	2024		015	1003	000	-----	17,976,000.00	-----	456,470.10	-----	17,519,529.90
	2023					19,900,000.00	-----	-----	12,989,328.17	-----	6,910,671.83
	No Year					1,412,981,040.95	160,762,000.00	-12,700,000.00	304,475,028.73	-----	1,256,568,012.22
	Subtotal		015	1003	000	1,432,881,040.95	178,738,000.00	-12,700,000.00	317,920,827.00	-----	1,280,998,213.95
Salaries and Expenses, Federal Prison System, Justice Fund Resources:											
Undisbursed Funds	2024		015	1060	000	-----	8,283,549,246.85	-476,536.45	7,626,346,847.43	-----	656,725,862.97
	2023					1,128,388,506.51	-----	-69,525,025.00	843,018,353.60	-----	215,845,127.91
	2022					163,914,182.43	-----	300.00	11,458,431.97	-----	152,456,050.46
	2021-2022					36,589,678.31	-----	-----	20,587,618.83	-----	16,002,059.48
	2021					226,417,990.81	-----	12,700,000.00	62,861,778.94	-----	176,256,211.87
	2020					139,309,861.41	-----	-30,000,000.00	50,267,907.29	-----	59,041,954.12
	2019					25,347,556.92	-----	-25,872,180.08	-524,623.16	-----	-----
	2018-2019					4,087.86	-----	-4,087.86	-----	-----	-----
	No Year					99,551,624.12	-----	70,000,000.00	146,828,290.37	-----	22,723,333.75
Transfer To:											
Health Resources and Services Administration, Health and Human Services	2024	075	015	1060	003	-----	82,872,753.15	-----	78,016,423.69	-----	4,856,329.46
	2023					1,495,260.32	-----	-----	397,429.18	-----	1,097,831.14
	2022					48,779.75	-----	-----	11,132.66	-----	37,647.09
	2021					3,412,319.97	-----	-----	149,856.51	-----	3,262,463.46
	2020					898,841.57	-----	-----	28,889.31	-----	869,952.26
	2019					3,082,751.47	-----	-3,075,622.12	7,129.35	-----	-----
Funds Held Outside the Treasury	2024		015	1060	000	-----	-----	476,536.45	-----	-----	476,536.45

Footnotes at End of Chapter

## Appropriations, Outlays, and Balances - Continued

Appropriation or Fund Account  Title	Account Symbol				Balances, Beginning of Fiscal Year	Appropriations and Other Obligational Authority <sup>1</sup>	Transfers Borrowings and Investment (Net) <sup>2</sup>	Outlays (Net)	Balances Withdrawn and Other Transactions <sup>3</sup>	Balances, End of Fiscal Year
	Period of Availability	ATA	AID	MAIN						
	2023				472,955.00	-----	-474,975.00	-----	-----	-2,020.00
	2022				300.00	-----	-300.00	-----	-----	-----
	Subtotal		015	1060	000	1,828,934,696.45	8,366,422,000.00	-46,251,890.06	8,839,455,465.97	1,309,649,340.42
<b>Intragovernmental Funds</b>										
Prison Industries Fund, Justice										
Fund Resources:										
Undisbursed Funds	No Year		015	4500	000	19,965,953.78	-----	-23,351,204.58	-64,826,993.57	61,441,742.77
Unrealized Discount on Investments						-686,278.40	-----	686,278.39	-----	-0.01
Investments in US Treasury Securities						323,935,073.81	-----	22,664,926.19	-----	346,600,000.00
	Subtotal		015	4500	000	343,214,749.19	-----	0.00	-64,826,993.57	408,041,742.76
<b>Trust Fund Accounts</b>										
Commissary Funds, Federal Prisons, Justice										
Fund Resources:										
Undisbursed Funds	No Year		015	8408	000	208,759,835.19	-----	-----	-36,436,489.71	245,196,324.90
Total, Federal Prison System						3,813,790,321.78	8,545,160,000.00	-58,951,890.06	9,056,112,809.69	3,243,885,622.03
<b>Office of Justice Programs</b>										
<b>General Fund Accounts</b>										
Research, Evaluation, and Statistics, Office of Justice Programs, Justice										
Fund Resources:										
Undisbursed Funds	2020		015	0401	000	837,800.62	-----	-----	85,438.94	752,361.68
	No Year					464,108,673.42	165,988,660.00	-----	386,456,487.34	243,640,846.08
	Subtotal		015	0401	000	464,946,474.04	165,988,660.00	-----	386,541,926.28	244,393,207.76
Public Safety Officers Benefits, Office of Justice Programs, Justice										
Fund Resources:										
Undisbursed Funds	No Year		015	0403	000	204,507,891.72	235,207,662.82	-----	269,354,191.48	170,361,363.06
State and Local Law Enforcement Assistance, Office of Justice Programs, Justice										
Fund Resources:										
Undisbursed Funds	2021-2022		015	0404	000	130,308.34	-----	-----	-----	130,308.34
	No Year					6,240,873,669.47	2,495,726,711.00	-1,571,341.00	1,921,150,295.00	6,813,878,744.47
Transfer To:										
State and Local Law Enforcement Assistance, Office of Justice Programs, Office of Justice Programs, Justice	No Year	014	015	0404	000	-----	-----	1,571,341.00	1,571,341.00	-----
	Subtotal		015	0404	000	6,241,003,977.81	2,495,726,711.00	-----	1,922,721,636.00	6,814,009,052.81
Juvenile Justice Programs, Office of Justice Programs, Justice										
Fund Resources:										
Undisbursed Funds	No Year		015	0405	000	834,776,210.04	351,811,629.00	-----	318,428,951.18	868,158,887.86

Footnotes at End of Chapter

Appropriations, Outlays, and Balances - Continued

Appropriation or Fund Account  Title	Account Symbol				Balances, Beginning of Fiscal Year	Appropriations and Other Obligational Authority <sup>1</sup>	Transfers Borrowings and Investment (Net) <sup>2</sup>	Outlays (Net)	Balances Withdrawn and Other Transactions <sup>3</sup>	Balances, End of Fiscal Year
	Period of Availability	ATA	AID	MAIN SUB						
Community Oriented Policing Services, Office of Justice Programs, Justice Fund Resources: Undisbursed Funds	No Year		015 0406	000	1,466,346,237.03	622,157,000.00	-----	425,245,205.18	-----	1,663,258,031.85
Violence Against Women Prevention and Prosecution Programs, Office of Justice Programs, Justice Fund Resources: Undisbursed Funds	No Year		015 0409	000	1,641,005,887.75	704,775,947.00	-362,450.31	510,830,578.56	-----	1,834,588,805.88
Transfer To: Violence against women prevention and prosecution programs, Bureau of Indian Affairs, Interior	No Year	014	015 0409	020	-----	724,053.00	362,450.31	362,450.31	-----	724,053.00
Subtotal			015 0409	000	1,641,005,887.75	705,500,000.00	-----	511,193,028.87	-----	1,835,312,858.88
<b>Special Fund Accounts</b>										
Crime Victims Fund, Justice Fund Resources: Undisbursed Funds	No Year		015 5041	000	6,131,773,283.03	2,436,999,641.53	-1,070,756.80	2,094,776,754.83	-----	6,472,925,412.93
Transfer To: Crime Victims Fund, Bureau of Indian Affairs, Interior	No Year	014	015 5041	020	-----	441,989.00	1,070,756.80	1,070,756.80	-----	441,989.00
Administration for Children and Families, Health and Human Services	No Year	075	015 5041	016	51,051,558.73	10,713,646.57	-----	16,807,347.20	-----	44,957,858.10
Subtotal			015 5041	000	6,182,824,841.76	2,448,155,277.10	-----	2,112,654,858.83	-----	6,518,325,260.03
Domestic Trafficking Victims' Fund, Office of Justice Programs, Justice Fund Resources: Undisbursed Funds	No Year		015 5606	000	20,175,174.89	1,983,421.42	5,000,000.00	6,340,487.20	-----	20,818,109.11
<b>Trust Fund Accounts</b>										
Gifts, Crime Victims Fund, Office of Justice Programs, Justice Fund Resources: Undisbursed Funds	No Year		015 8306	000	394,018.85	-----	-----	-----	-----	394,018.85
Total, Office of Justice Programs					17,055,980,713.89	7,026,530,361.34	5,000,000.00	5,952,480,285.02	-----	18,135,030,790.21
<b>Deductions for Offsetting Receipts</b>										
Proprietary Receipts from the Public					-----	-412,054,912.21	-----	-412,054,912.21	-----	-----
Intrabudgetary Receipts Deducted by Agency					-----	-904,073,437.03	-----	-904,073,437.03	-----	-----
Offsetting Governmental Receipts					-----	-860,283,962.04	-----	-860,283,962.04	-----	-----
Total, Offsetting Receipts					-----	-2,176,412,311.28	-----	-2,176,412,311.28	-----	-----
Total, Department of Justice					41,285,576,665.37	45,185,149,695.63	31,574,995.10	43,995,374,247.46	1,075,865,318.22	41,431,061,790.42

Footnotes at End of Chapter

## Appropriations, Outlays, and Balances - Continued

---

### Footnotes

---

- 1 The amounts in this column, unless otherwise footnoted, represent appropriations, increases and rescissions in borrowing authority or new contract authority. Appropriation accounts with appropriation transfer activity are presented in Table 1 (Appropriations and Appropriation Transfers) at the end of this chapter.
- 2 The amounts in this column, unless otherwise footnoted, represent transfers - other than appropriation transfers, borrowings (gross), investments (net), unrealized discounts or funds held outside the Treasury.
- 3 The amounts in this column, unless otherwise footnoted, represent obligated balances canceled for fiscal year 2019 pursuant to 31 U.S.C. 1553 and adjustments to borrowing and contract authority.
- 4 Represents capital transfer to miscellaneous receipts.
- 5 Subject to disposition by the administrative agency.
- 6 The opening balance(s) of the following account(s) have been adjusted during the current fiscal year and do not agree with last year's closing balance(s):

Account Symbol: (ATA, AID, POA, MAIN, SUB)  
015 X 0200 000 - Undi sbursed Funds

Adjustment  
\$367,767,000.00

Footnotes

Table 1 - Appropriations and Appropriation Transfers - Department of Justice

AID	ATA	Period of Availability	MAIN	Net Appropriations and Appropriation Transfers	Appropriation Amount	Net Appropriation Transfers	AID Involved	ATA Involved	Period of Availability Involved	MAIN Involved	Amount From or To (-)
015	014	X	0409	724,053.00	0.00	724,053.00	015		X	0409	724,053.00
015	014	X	5041	441,989.00	0.00	441,989.00	015		X	5041	441,989.00
015		X	0128	15,090,000.00	3,390,000.00	11,700,000.00	015		X	0404	11,700,000.00
015		X	0200	97,467,964.00	0.00	97,467,964.00	011		X	5512	30,567,964.00
							015		24	0200	66,900,000.00
015		24	0200	10,576,813,000.00	10,643,713,000.00	-66,900,000.00	015		X	0200	-66,900,000.00
015		2425	0200	1,457,264.00	0.00	1,457,264.00	011		2425	1070	1,457,264.00
015		2425	0322	1,002,007.00	0.00	1,002,007.00	011		2425	1070	1,002,007.00
015		X	0324	41,410,321.00	0.00	41,410,321.00	011		X	5512	8,033,321.00
							015		X	1020	33,377,000.00
015		24	0324	1,689,000,000.00	1,692,000,000.00	-3,000,000.00	015		24	1020	-3,000,000.00
015		2425	0324	1,043,066.00	0.00	1,043,066.00	011		2425	1070	1,043,066.00
015		X	0328	10,000,000.00	0.00	10,000,000.00	015		X	5041	10,000,000.00
015		24	0328	135,000,000.00	139,000,000.00	-4,000,000.00	015		2425	0328	-4,000,000.00
015		2425	0328	4,000,000.00	0.00	4,000,000.00	015		24	0328	4,000,000.00
015		24	0339	844,000,000.00	840,000,000.00	4,000,000.00	070		X	5088	4,000,000.00
015		X	0401	166,540,660.00	65,000,000.00	101,540,660.00	015		X	0404	39,350,660.00
							015		X	0405	7,500,000.00
							015		X	0406	44,000,000.00
							015		X	0409	2,500,000.00
							015		24	1060	8,190,000.00
015		X	0404	2,608,861,340.00	2,755,061,000.00	-146,199,660.00	013		X	0500	-1,500,000.00
							015		X	0128	-11,700,000.00
							015		X	0401	-39,350,660.00
							015		X	0406	300,000.00
							015		X	1020	-93,949,000.00
015		X	0405	358,125,000.00	375,000,000.00	-16,875,000.00	015		X	0401	-7,500,000.00
							015		X	1020	-9,375,000.00
015		X	0406	637,157,000.00	684,516,000.00	-47,359,000.00	015		X	0401	-44,000,000.00
							015		X	0404	-300,000.00
							015		X	1020	-3,059,000.00
015		X	0409	709,775,947.00	633,000,000.00	76,775,947.00	015	014	X	0409	-724,053.00

## Appropriations, Outlays, and Balances - Continued

### Footnotes

Table 1 - Appropriations and Appropriation Transfers - Department of Justice

AID	ATA	Period of Availability	MAIN	Net Appropriations and Appropriation Transfers	Appropriation Amount	Net Appropriation Transfers	AID Involved	ATA Involved	Period of Availability Involved	MAIN Involved	Amount From or To (-)
							015		X	0401	-2,500,000.00
							015		X	5041	80,000,000.00
015		2425	0700	335,507.00	0.00	335,507.00	011		2425	1070	335,507.00
015		24	1003	17,976,000.00	0.00	17,976,000.00	015		24	1060	17,976,000.00
015		X	1020	2,173,006,000.00	2,100,000,000.00	73,006,000.00	015		X	0324	-33,377,000.00
							015		X	0404	93,949,000.00
							015		X	0405	9,375,000.00
							015		X	0406	3,059,000.00
015		24	1020	3,000,000.00	0.00	3,000,000.00	015		24	0324	3,000,000.00
015		24	1060	8,283,549,246.85	8,392,588,000.00	-109,038,753.15	015		X	0401	-8,190,000.00
							015		24	1003	-17,976,000.00
							015	075	24	1060	-82,872,753.15
015		X	1100	35,986,882.00	0.00	35,986,882.00	011		X	5512	35,986,882.00
015		2425	1100	15,371,918.00	0.00	15,371,918.00	011		2425	1070	15,371,918.00
015		X	5041	-101,155,635.57	0.00	-101,155,635.57	015	014	X	5041	-441,989.00
							015		X	0328	-10,000,000.00
							015		X	0409	-80,000,000.00
							015	075	X	5041	-10,713,646.57
015	075	24	1060	82,872,753.15	0.00	82,872,753.15	015		24	1060	82,872,753.15
015	075	X	5041	10,713,646.57	0.00	10,713,646.57	015		X	5041	10,713,646.57
<b>Total</b>				28,419,565,929.00	28,323,268,000.00	96,297,929.00					96,297,929.00

Appropriations, Outlays, and Balances - Continued

Appropriation or Fund Account  Title	Account Symbol				Balances, Beginning of Fiscal Year	Appropriations and Other Obligational Authority <sup>1</sup>	Transfers Borrowings and Investment (Net) <sup>2</sup>	Outlays (Net)	Balances Withdrawn and Other Transactions <sup>3</sup>	Balances, End of Fiscal Year	
	Period of Availability	ATA	AID	MAIN							SUB
<p align="center"><b>Department of Labor</b></p> <p align="center"><b>Employment and Training Administration</b></p> <p align="center"><b>General Fund Accounts</b></p>											
<p>Short Time Compensation Programs, Employment and Training Administration, Labor Fund Resources:</p>											
Undisbursed Funds	No Year		016	0168	000	17,411,991.53	-16,456,465.75	-----	-13,502.76	-----	969,028.54
<p>Program Administration, Employment and Training Administration, Labor Fund Resources:</p>											
Undisbursed Funds	2024-2025		016	0172	000	-----	6,102,000.00	-----	-275,105.39	-----	6,377,105.39
	2024					-----	120,911,000.00	-----	113,881,879.58	-----	7,029,120.42
	2023-2024					5,202,265.14	-----	-----	5,177,859.42	-----	24,405.72
	2023					11,165,397.51	-----	-----	9,714,700.76	-----	1,450,696.75
	2022-2023					866,717.24	-----	-----	266,557.18	-----	600,160.06
	2022					1,443,247.46	-----	-264,403.00	260,018.52	-----	918,825.94
	2021-2022					251,908.61	-----	-----	-----	-----	251,908.61
	2020-2022					23,398.00	-----	-----	-----	-----	23,398.00
	2021					907,217.92	-----	-----	36,853.69	-----	870,364.23
	2020-2021					2,928,688.60	-----	-----	220,078.20	-----	2,708,610.40
	2020					378,735.43	-----	-----	126,843.08	-----	251,892.35
	2019-2020					3,029,391.34	-----	-----	1,993,741.02	-----	1,035,650.32
	2019					302,249.17	-----	-----	67,567.34	234,681.83	-----
	2018-2019					132,179.94	-----	-----	132,179.94	-----	-----
	No Year					2,096,814.41	-----	-----	-1,531,536.94	-----	3,628,351.35
	Subtotal		016	0172	000	28,728,210.77	127,013,000.00	-264,403.00	130,071,636.40	234,681.83	25,170,489.54
<p>Training and Employment Services, Employment and Training Administration, Labor Fund Resources:</p>											
Undisbursed Funds	2024-2025		016	0174	000	-----	2,209,131,773.00	-----	56,764,224.13	-----	2,152,367,548.87
	2024					-----	1,690,221,000.00	-----	739,211,455.68	-----	951,009,544.32
	2023-2024					2,281,601,429.86	-----	-3,911,000.00	1,002,414,038.28	-----	1,275,276,391.58
	2023					1,085,986,392.37	-----	-----	667,973,420.35	-----	418,012,972.02
	2022-2023					1,108,018,126.74	-----	-----	580,681,292.99	-----	527,336,833.75
	2022					452,816,378.51	-----	-2,000,000.00	302,759,589.82	-----	148,056,788.69
	2021-2022					467,999,065.88	-----	-----	238,181,392.07	-----	229,817,673.81
	2020-2022					101,741,137.14	-----	-12,321,938.37	21,290,379.58	-----	68,128,819.19
	2021					105,677,316.26	-----	-----	33,760,561.53	-----	71,916,754.73
	2020-2021					245,390,126.00	-----	-----	91,943,934.56	-----	153,446,191.44
	2020					66,818,337.93	-----	-----	6,712,658.97	-----	60,105,678.96
	2019-2020					125,634,028.16	-----	-----	58,284,209.30	-----	67,349,818.86

Footnotes at End of Chapter



## Appropriations, Outlays, and Balances - Continued

Appropriation or Fund Account  Title	Account Symbol				Balances, Beginning of Fiscal Year	Appropriations and Other Obligational Authority <sup>1</sup>	Transfers Borrowings and Investment (Net) <sup>2</sup>	Outlays (Net)	Balances Withdrawn and Other Transactions <sup>3</sup>	Balances, End of Fiscal Year
	Period of Availability	ATA	AID	MAIN SUB						
	2019				24,682,355.28	-----	-9,000,000.00	395,718.31	15,286,636.97	-----
	2018-2019				72,694,650.96	-----	-----	-42,362.24	72,737,013.20	-----
Transfer To:										
Bureau of Indian Affairs	2024-2025	014	016	0174 020	-----	19,985,227.00	-----	11,524,951.00	-----	8,460,276.00
	2023-2024				2,338,956.00	-----	-----	1,826,769.00	-----	512,187.00
	2022-2023				123,954.00	-----	-----	54,079.00	-----	69,875.00
	2020-2022				4,872,791.79	-----	12,321,938.37	16,278,602.27	-----	916,127.89
	Subtotal		016	0174 000	6,146,395,046.88	3,919,338,000.00	-14,911,000.00	3,830,014,914.60	88,023,650.17	6,132,783,482.11
Community Service Employment for Older Americans, Employment and Training Administration, Labor Fund Resources:										
Undisbursed Funds	2024-2025		016	0175 000	-----	398,925,000.00	-----	57,037,725.37	-----	341,887,274.63
	2022-2025				-----	-----	18,448,937.94	-----	-----	18,448,937.94
	2023-2024				341,201,241.94	-----	-1,090,000.00	318,120,434.09	-----	21,990,807.85
	2021-2024				-----	-----	24,607,085.36	13,906,382.76	-----	10,700,702.60
	2022-2023				25,478,908.13	-----	-18,448,937.94	2,263,424.61	-----	4,766,545.58
	2020-2023				11,457,101.25	-----	-----	9,864,329.05	-----	1,592,772.20
	2021-2022				24,774,873.19	-----	-24,607,085.36	140,828.22	-----	26,959.61
	2019-2022				1,972,793.06	-----	-----	199,175.95	-----	1,773,617.11
	2020-2021				7,295.69	-----	-----	-----	-----	7,295.69
	2018-2021				819,230.86	-----	-----	595,321.50	-----	223,909.36
	2019-2020				32,996.78	-----	-----	-----	-----	32,996.78
	2017-2020				2,631,882.16	-----	-----	70,686.22	-----	2,561,195.94
	2018-2019				1,468,296.01	-----	-----	-17,024.06	1,485,320.07	-----
	2016-2019				641,944.25	-----	-----	-----	641,944.25	-----
	Subtotal		016	0175 000	410,486,563.32	398,925,000.00	-1,090,000.00	402,181,283.71	2,127,264.32	404,013,015.29
Payments to the Unemployment Trust Fund, Employment and Training Administration, Labor Fund Resources:										
Undisbursed Funds	No Year		016	0178 000	-----	-2,596,746,234.91	-----	-2,596,746,234.91	-----	-----
State Unemployment Insurance and Employment Service Operations, Employment and Training Administration, Labor Fund Resources:										
Undisbursed Funds	2024-2025		016	0179 000	-----	81,473,000.00	-----	-354,756,716.14	-----	436,229,716.14
	2024				-----	-----	-----	-39,845,427.50	-----	39,845,427.50
	2023-2024				418,898.41	-----	-4,585,000.00	-198,842,469.78	-----	194,676,368.19
	2023				2,591,912.94	-----	-----	-23,276,501.01	-----	25,868,413.95
	2022-2023				46,328,517.87	-----	-----	-56,956,618.52	-----	103,285,136.39
	2022				2,684,595.54	-----	-----	1,132,712.00	-----	1,551,883.54
	2021-2022				26,626,656.57	-----	-----	-3,054,946.33	-----	29,681,602.90
	2021				1,472,166.17	-----	-----	761,880.50	-----	710,285.67

Footnotes at End of Chapter

Appropriations, Outlays, and Balances - Continued

Appropriation or Fund Account  Title	Account Symbol				Balances, Beginning of Fiscal Year	Appropriations and Other Obligational Authority <sup>1</sup>	Transfers Borrowings and Investment (Net) <sup>2</sup>	Outlays (Net)	Balances Withdrawn and Other Transactions <sup>3</sup>	Balances, End of Fiscal Year
	Period of Availability	ATA	AID	MAIN SUB						
	2020-2021				140,973.67	-----	-----	-23,014,963.20	-----	23,155,936.87
	2020				3,265,680.79	-----	-----	-----	-----	3,265,680.79
	2019-2020				1,229,713.73	-----	-----	322,689.82	-----	907,023.91
	2019				854,650.35	-----	-----	854,650.35	-----	-----
	2018-2019				3,196,595.30	-----	-----	3,196,595.30	-----	-----
	No Year				<sup>4</sup> 813,170,968.68	-----	-----	148,134,838.26	-----	665,036,130.42
	Subtotal		016	0179 000	901,981,330.02	81,473,000.00	-4,585,000.00	-545,344,276.25	-----	1,524,213,606.27
Office of Job Corps, Employment and Training Administration, Labor Fund Resources:										
Undisbursed Funds	2024-2027		016	0181 000	-----	121,670,243.00	-----	-----	-----	121,670,243.00
	2023-2026				121,868,382.00	-----	-7,685,484.00	14,001,735.33	-----	100,181,162.67
	2024-2025				-----	1,546,450,000.00	-----	123,367,755.27	-----	1,423,082,244.73
	2022-2025				85,058,672.73	-----	-----	52,431,777.44	-----	32,626,895.29
	2024				-----	33,830,000.00	-----	33,176,797.32	-----	653,202.68
	2023-2024				1,467,526,633.66	-----	-116,384,592.00	1,263,752,161.56	-----	87,389,880.10
	2021-2024				54,900,356.15	-----	-----	11,260,839.49	-----	43,639,516.66
	2023				1,446,312.37	-----	-----	1,383,758.84	-----	62,553.53
	2022-2023				213,948,857.46	-----	-----	130,961,144.31	-----	82,987,713.15
	2020-2023				28,186,486.11	-----	-----	18,735,918.21	-----	9,450,567.90
	2022				74,379.21	-----	-----	1,215.37	-----	73,163.84
	2021-2022				148,401,991.23	-----	-----	12,353,813.66	-----	136,048,177.57
	2019-2022				14,862,460.89	-----	-----	13,332,148.49	-----	1,530,312.40
	2021				699,065.65	-----	-----	-----	-----	699,065.65
	2020-2021				122,123,436.25	-----	-----	980,248.03	-----	121,143,188.22
	2018-2021				22,462,814.90	-----	-----	3,501,426.76	-----	18,961,388.14
	2020				199,554.69	-----	-----	-----	-----	199,554.69
	2019-2020				122,688,123.37	-----	-2,424,665.00	1,918,687.68	-----	118,344,770.69
	2017-2020				576,549.70	-----	-----	161,913.44	-----	414,636.26
	2019				326,037.80	-----	-----	-----	326,037.80	-----
	2018-2019				71,956,606.69	-----	3,200,501.77	6,683.00	75,150,425.46	-----
	2016-2019				36,940,474.31	-----	24,774.02	-----	-----	<sup>5</sup> 36,965,248.33
	No Year				3,565,815.45	-----	-----	-326,242.00	-----	3,892,057.45
Transfer To:										
Department of Agriculture	2024-2027	012	016	0181 000	-----	1,329,757.00	-----	-----	-----	1,329,757.00
	2023-2026				1,123,375.74	-----	7,685,484.00	1,904,570.22	-----	6,904,289.52
	2024-2025				-----	56,875,000.00	-----	30,677,748.95	-----	26,197,251.05
	2022-2025				5,277,483.49	-----	-----	3,215,333.27	-----	2,062,150.22
	2023-2024				33,336,644.28	-----	111,738,592.00	133,437,183.92	-----	11,638,052.36
	2021-2024				1,097,344.83	-----	-----	579,556.76	-----	517,788.07

Footnotes at End of Chapter

## Appropriations, Outlays, and Balances - Continued

Appropriation or Fund Account  Title	Account Symbol				Balances, Beginning of Fiscal Year	Appropriations and Other Obligational Authority <sup>1</sup>	Transfers Borrowings and Investment (Net) <sup>2</sup>	Outlays (Net)	Balances Withdrawn and Other Transactions <sup>3</sup>	Balances, End of Fiscal Year	
	Period of Availability	ATA	AID	MAIN							SUB
	2022-2023				11,479,364.10	-----	-----	8,220,806.25	-----	3,258,557.85	
	2020-2023				513,328.15	-----	-----	441,873.30	-----	71,454.85	
	2021-2022				4,710,075.35	-----	-----	420,842.98	-----	4,289,232.37	
	2019-2022				58,721.03	-----	-----	-----	-----	58,721.03	
	2020-2021				4,231,153.07	-----	-----	67,038.19	-----	4,164,114.88	
	2018-2021				22,211.14	-----	-----	-----	-----	22,211.14	
	2019-2020				5,362,716.76	-----	-----	3,713.24	-----	5,359,003.52	
	2017-2020				37,892.08	-----	-----	-----	-----	37,892.08	
	2018-2019				3,190,609.61	-----	-3,200,501.77	-9,892.16	-----	-----	
	2016-2019				24,774.02	-----	-24,774.02	-----	-----	-----	
	Subtotal		016	0181	000	2,588,278,704.27	1,760,155,000.00	-7,070,665.00	1,859,960,557.12	75,476,463.26	2,405,926,018.89
Office of Job Corps - Recovery Act, Departmental Management, Labor Fund Resources:											
Undisbursed Funds	2009-2010		016	0182	000	27,907,152.37	-----	-----	2,974,555.96	-----	<sup>6</sup> 24,932,596.41
Training and Employment Services - Recovery Act, Employment and Training Administration, Labor Fund Resources:											
Undisbursed Funds	No Year		016	0184	000	11,373,715.25	-----	-----	6,021,809.51	-----	5,351,905.74
Federal Unemployment Benefits and Allowances, Employment and Training Administration, Labor Fund Resources:											
Undisbursed Funds	2024		016	0326	000	-----	28,950,100.00	-----	10,289,013.10	-----	18,661,086.90
	2023					432,251,761.19	-----	-----	9,123,496.18	-----	423,128,265.01
	2022					416,866,530.33	-----	-----	68,514,888.59	-----	348,351,641.74
	2021					441,328,128.83	-----	-----	15,884,281.30	-----	425,443,847.53
	2020					351,618,760.12	-----	-----	62,388.22	-----	351,556,371.90
	2019					414,251,518.93	-----	-----	-45.00	414,251,563.93	-----
	Subtotal		016	0326	000	2,056,316,699.40	28,950,100.00	-----	103,874,022.39	414,251,563.93	1,567,141,213.08
Federal Additional Unemployment Compensation Program - Recovery Act, Employment and Training Administration, Labor Fund Resources:											
Undisbursed Funds	No Year		016	1800	000	16,953,059.34	-----	-----	-----	-----	16,953,059.34
Federal Unemployment Compensation Program, Employment and Training Administration, Labor Fund Resources:											
Undisbursed Funds	No Year		016	1801	000	<sup>4</sup> 3,400,843,493.93	-2,490,987,699.00	-----	-2,164,130,669.17	-----	3,073,986,464.10
<b>Special Fund Accounts</b>											
Salaries and Expenses, H-1B Funded, State Unemployment Insurance and Employment Operations, Employment and Training Administration, Labor Fund Resources:											
Undisbursed Funds	No Year		016	5142	000	16,301,907.69	19,688,712.53	-----	23,421,426.56	-----	12,569,193.66

Footnotes at End of Chapter

Appropriations, Outlays, and Balances - Continued

Appropriation or Fund Account  Title	Account Symbol				Balances, Beginning of Fiscal Year	Appropriations and Other Obligational Authority <sup>1</sup>	Transfers Borrowings and Investment (Net) <sup>2</sup>	Outlays (Net)	Balances Withdrawn and Other Transactions <sup>3</sup>	Balances, End of Fiscal Year	
	Period of Availability	ATA	AID	MAIN							SUB
Salaries and Expenses, H-1B Funded, Training and Employment Services, Employment and Training Administration, Labor Fund Resources: Undisbursed Funds	No Year		016	5152	000	456,886,222.74	196,887,121.32	-----	115,942,760.93	<sup>7</sup> 206,000,000.00	331,830,583.13
<b>Trust Fund Accounts</b>											
Unemployment Trust Fund - Treasury Managed, Labor Fund Resources: Undisbursed Funds	No Year		016	8042	000	2,599,628,333.98	<sup>8</sup> 48,090,617,610.09	-6,184,152,927.50	<sup>8</sup> 44,993,067,331.07	-----	<sup>9</sup> -486,974,314.50
Investments in US Treasury Securities						81,845,683,000.00	-----	6,184,430,000.00	-----	-----	88,030,113,000.00
	Subtotal		016	8042	000	84,445,311,333.98	48,090,617,610.09	277,072.50	44,993,067,331.07	-----	87,543,138,685.50
Total, Employment and Training Administration						100,525,175,431.49	49,518,857,144.28	-27,643,995.50	46,161,295,615.16	786,113,623.51	103,068,979,341.60
<b>Employee Benefits Security Administration</b>											
<b>General Fund Accounts</b>											
Salaries and Expenses, Employee Benefits Security Administration, Labor Fund Resources: Undisbursed Funds	2024-2025		016	1700	000	-----	1,500,000.00	-----	-----	-----	1,500,000.00
	2024					-----	189,600,000.00	-----	174,595,568.28	-----	15,004,431.72
	2023-2024					1,200,000.00	-----	-----	62,854.37	-----	1,137,145.63
	2023					15,103,134.05	-----	-----	13,867,979.65	-----	1,235,154.40
	2022-2023					2,130,638.50	-----	-----	545,575.57	-----	1,585,062.93
	2022					2,246,857.50	-----	-101,193.00	1,718,985.88	-----	426,678.62
	2020-2022					39,195.67	-----	-----	-7,307.02	-----	46,502.69
	2021					6,535,809.32	-----	-----	107,643.87	-----	6,428,165.45
	2020-2021					1,019,148.79	-----	-----	52,762.50	-----	966,386.29
	2020					241,735.43	-----	-----	3,506.98	-----	238,228.45
	2019					214,932.71	-----	-----	-----	214,932.71	-----
	2018-2019					1,082,235.00	-----	-----	-----	1,082,235.00	-----
	No Year					849,018.46	-----	-----	-----	-----	849,018.46
	Subtotal		016	1700	000	30,662,705.43	191,100,000.00	-101,193.00	190,947,570.08	1,297,167.71	29,416,774.64
Total, Employee Benefits Security Administration						30,662,705.43	191,100,000.00	-101,193.00	190,947,570.08	1,297,167.71	29,416,774.64
<b>Pension Benefit Guaranty Corporation</b>											
<b>Public Enterprise Funds</b>											
Pension Benefit Guaranty Corporation Fund, Pension Benefit Guaranty Corporation, Labor Fund Resources: Undisbursed Funds	2021-2030		016	4204	000	369,344,790.41	14,540,538,130.54	-----	14,658,062,735.78	-----	251,820,185.17
	2017-2021					9,746,713.73	-----	-----	-----	-----	9,746,713.73
	No Year					4,705,815.14	-----	-2,693,363,897.10	-2,708,373,485.75	-----	19,715,403.79
Unrealized Discount on Investments						-1,467,811,624.43	-----	498,782,678.88	-----	-----	-969,028,945.55

Footnotes at End of Chapter

**Appropriations, Outlays, and Balances - Continued**

Appropriation or Fund Account  Title	Account Symbol				Balances, Beginning of Fiscal Year	Appropriations and Other Obligational Authority <sup>1</sup>	Transfers Borrowings and Investment (Net) <sup>2</sup>	Outlays (Net)	Balances Withdrawn and Other Transactions <sup>3</sup>	Balances, End of Fiscal Year	
	Period of Availability	ATA	AID	MAIN							SUB
Investments in US Treasury Securities					61,161,627,825.91	-----	2,194,581,218.22	-----	-----	63,356,209,044.13	
Funds Held Outside the Treasury					5,000.00	-----	-----	-----	-----	5,000.00	
Subtotal			016	4204	000	60,077,618,520.76	14,540,538,130.54	-----	11,949,689,250.03	-----	62,668,467,401.27
Total, Pension Benefit Guaranty Corporation						60,077,618,520.76	14,540,538,130.54	-----	11,949,689,250.03	-----	62,668,467,401.27
<b>Office of Workers' Compensation Programs</b>											
<b>General Fund Accounts</b>											
Salaries and Expenses, Office of Workers' Compensation Programs, Labor Fund Resources:											
Undisbursed Funds	2024		016	0163	000	-----	120,500,000.00	-----	113,533,397.39	-----	6,966,602.61
	2023					10,504,528.76	-----	-----	10,098,139.67	-----	406,389.09
	2022					1,676,867.71	-----	-730,798.00	137,514.07	-----	808,555.64
	2021					1,654,303.21	-----	-----	706.12	-----	1,653,597.09
	2020					655,998.64	-----	-----	4,936.09	-----	651,062.55
	2019					755,202.52	-----	-----	-72.72	755,275.24	-----
Subtotal			016	0163	000	15,246,900.84	120,500,000.00	-730,798.00	123,774,620.62	755,275.24	10,486,206.98
Special Benefits for Disabled Coal Miners, Office of Workers' Compensation Program, Labor Fund Resources:											
Undisbursed Funds	No Year		016	0169	000	19,880,197.51	32,847,020.00	-----	40,705,992.23	-----	12,021,225.28
Special Benefits, Office of Workers' Compensation Programs, Labor Fund Resources:											
Undisbursed Funds	No Year		016	1521	000	1,035,491,080.04	700,000,000.00	-----	1,144,726,675.96	-----	590,764,404.08
Energy Employees Occupational Illness Compensation Fund, Labor Fund Resources:											
Undisbursed Funds	No Year		016	1523	000	53,984,896.60	2,693,026,324.40	-----	2,692,762,124.30	-----	54,249,096.70
Administrative Expenses, Energy Employees Occupational Illness Compensation Fund, Office of Workers' Compensation Programs, Labor Fund Resources:											
Undisbursed Funds	No Year		016	1524	000	28,236,143.80	134,849,099.73	-----	134,020,826.37	-----	29,064,417.16
<b>Special Fund Accounts</b>											
Panama Canal Commission Compensation Fund, Labor Fund Resources:											
Undisbursed Funds	No Year		016	5155	000	16,652.18	578,426.28	2,522,204.69	3,079,205.24	-----	38,077.91
Unrealized Discount on Investments						-525,685.58	-----	97,272.86	-----	-----	-428,412.72
Investments in US Treasury Securities						12,553,685.58	-----	-2,619,477.55	-----	-----	9,934,208.03
Subtotal			016	5155	000	12,044,652.18	578,426.28	-----	3,079,205.24	-----	9,543,873.22
<b>Trust Fund Accounts</b>											
Relief and Rehabilitation, Longshoremen's and Harbor Workers'											

Footnotes at End of Chapter

**Appropriations, Outlays, and Balances - Continued**

Appropriation or Fund Account  Title	Account Symbol				Balances, Beginning of Fiscal Year	Appropriations and Other Obligational Authority <sup>1</sup>	Transfers Borrowings and Investment (Net) <sup>2</sup>	Outlays (Net)	Balances Withdrawn and Other Transactions <sup>3</sup>	Balances, End of Fiscal Year	
	Period of Availability	ATA	AID	MAIN							SUB
Compensation Act, as Amended, Labor Fund Resources:											
Undisbursed Funds	No Year		016	8130	000	3,250,346.68	91,166,953.63	-3,751,900.00	88,967,151.31	-----	1,698,249.00
Investments in US Treasury Securities						70,000,000.00	-----	3,751,900.00	-----	-----	73,751,900.00
Subtotal			016	8130	000	73,250,346.68	91,166,953.63	-----	88,967,151.31	-----	75,450,149.00
Relief and Rehabilitation, Workmen's Compensation Act, within the District of Columbia, Labor Fund Resources:											
Undisbursed Funds	No Year		016	8134	000	666,399.21	5,553,905.87	-956,500.00	4,960,912.21	<sup>7</sup> 13.06	302,879.81
Investments in US Treasury Securities						2,000,000.00	-----	956,500.00	-----	-----	2,956,500.00
Subtotal			016	8134	000	2,666,399.21	5,553,905.87	-----	4,960,912.21	13.06	3,259,379.81
Black Lung Disability Trust Fund - Treasury Managed, Labor Fund Resources:											
Undisbursed Funds	No Year		016	8144	000	193,700,473.03	86,094,307.41	176,725,147.05	300,210,592.30	-----	156,309,335.19
Transfer To:											
Employment Standards Administration, Labor	No Year	016	016	8144	015	92,107,044.70	159,000,000.00	-----	140,036,120.39	-----	111,070,924.31
Authority to Borrow from the Treasury						-146,092,327.29	3,176,092,327.29	-3,030,000,000.00	-----	-----	-----
Subtotal			016	8144	000	139,715,190.44	3,421,186,634.70	-2,853,274,852.95	440,246,712.69	-----	267,380,259.50
Total, Office of Workers' Compensation Programs						1,380,515,807.30	7,199,708,364.61	-2,854,005,650.95	4,673,244,220.93	755,288.30	1,052,219,011.73
<b>Wage and Hour Division</b>											
<b>General Fund Accounts</b>											
Salaries and Expenses, Wage and Hour Division, Labor Fund Resources:											
Undisbursed Funds	2024		016	0143	000	-----	260,000,000.00	-----	251,749,663.59	-----	8,250,336.41
	2023					13,315,431.99	-----	-----	13,036,877.53	-----	278,554.46
	2022					1,093,147.20	-----	-250,975.00	374,509.57	-----	467,662.63
	2021					657,849.56	-----	-----	70,880.91	-----	586,968.65
	2020					510,391.82	-----	-----	13,910.55	-----	496,481.27
	2019					538,659.64	-----	-457,123.00	-----	81,536.64	-----
Subtotal			016	0143	000	16,115,480.21	260,000,000.00	-708,098.00	265,245,842.15	81,536.64	10,080,003.42
<b>Special Fund Accounts</b>											
H-1B and L Fraud Protection and Detection Account, Wage and Hour Division, Labor Fund Resources:											
Undisbursed Funds	No Year		016	5393	000	31,402,405.91	48,940,855.40	-----	52,420,416.50	-----	27,922,844.81
Total, Wage and Hour Division						47,517,886.12	308,940,855.40	-708,098.00	317,666,258.65	81,536.64	38,002,848.23
<b>Office of Federal Contract Compliance Programs</b>											
<b>General Fund Accounts</b>											

Footnotes at End of Chapter

## Appropriations, Outlays, and Balances - Continued

Appropriation or Fund Account  Title	Account Symbol				Balances, Beginning of Fiscal Year	Appropriations and Other Obligational Authority <sup>1</sup>	Transfers Borrowings and Investment (Net) <sup>2</sup>	Outlays (Net)	Balances Withdrawn and Other Transactions <sup>3</sup>	Balances, End of Fiscal Year
	Period of Availability	ATA	AID	MAIN						
Salaries and Expenses, Office of Federal Contract and Compliance Programs, Labor Fund Resources:										
Undisbursed Funds	2024		016	0148	000	110,976,000.00	-----	108,264,671.55	-----	2,711,328.45
	2023					6,092,917.22	-----	5,925,710.85	-----	167,206.37
	2022					438,223.46	-----	193,235.34	-----	244,988.12
	2021					760,515.90	-----	120,876.82	-----	639,639.08
	2020					234,561.96	-----	8,577.31	-----	225,984.65
	2019					512,552.10	-----	-----	76,883.10	-----
	Subtotal		016	0148	000	8,038,770.64	-435,669.00	114,513,071.87	-435,669.00	76,883.10
Total, Office of Federal Contract Compliance Programs						8,038,770.64	-435,669.00	114,513,071.87	-435,669.00	76,883.10
<b>Office of Labor Management Standards</b>										
<b>General Fund Accounts</b>										
Salaries and Expenses, Office of Labor Management and Standards, Labor Fund Resources:										
Undisbursed Funds	2024		016	0150	000	48,515,000.00	-----	47,517,622.74	-----	997,377.26
	2023					4,638,685.88	-----	4,507,286.56	-----	131,399.32
	2022					128,394.99	-----	25,541.71	-----	102,853.28
	2021					438,458.25	-----	26,955.26	-----	411,502.99
	2020					31,647.90	-----	765.70	-----	30,882.20
	2019					46,729.62	-----	-----	46,729.62	-----
	Subtotal		016	0150	000	5,283,916.64	-----	52,078,171.97	-----	46,729.62
Total, Office of Labor Management Standards						5,283,916.64	-----	52,078,171.97	-----	46,729.62
<b>Occupational Safety and Health Administration</b>										
<b>General Fund Accounts</b>										
Salaries and Expenses, Occupational Safety and Health Administration Fund Resources:										
Undisbursed Funds	2024-2025		016	0400	000	7,870,000.00	-----	7,233,000.00	-----	637,000.00
	2024					632,309,000.00	-----	581,930,714.05	-----	50,378,285.95
	2023					69,226,262.44	-----	62,233,324.22	-----	6,992,938.22
	2021-2023					11,561,388.99	-----	5,943,759.25	-----	5,617,629.74
	2022					8,812,287.52	-----	4,562,811.17	-----	3,241,656.35
	2020-2022					435,935.37	-----	114,062.19	-----	321,873.18
	2021					6,976,527.36	-----	1,481,913.07	-----	3,100,289.29
	2020					1,948,781.09	-----	287,127.69	-----	735,541.40
	2019					495,625.81	-----	-70,711.16	566,336.97	-----
	Subtotal		016	0400	000	99,456,808.58	-4,328,257.00	663,716,000.48	-4,328,257.00	566,336.97
Total, Occupational Safety and Health Administration						99,456,808.58	-4,328,257.00	663,716,000.48	-4,328,257.00	566,336.97

Footnotes at End of Chapter

Appropriations, Outlays, and Balances - Continued

Appropriation or Fund Account  Title	Account Symbol				Balances, Beginning of Fiscal Year	Appropriations and Other Obligational Authority <sup>1</sup>	Transfers Borrowings and Investment (Net) <sup>2</sup>	Outlays (Net)	Balances Withdrawn and Other Transactions <sup>3</sup>	Balances, End of Fiscal Year	
	Period of Availability	ATA	AID	MAIN							SUB
<b>Mine Safety and Health Administration</b>											
<b>General Fund Accounts</b>											
Salaries and Expenses, Mine Safety and Health Administration											
Fund Resources:											
Undisbursed Funds	2024		016	1200	000	-----	387,816,000.00	-----	362,121,867.19	-----	25,694,132.81
	2023					32,149,207.64	-----	-----	28,519,693.89	-----	3,629,513.75
	2021-2023					72,260.68	-----	-----	2,741.90	-----	69,518.78
	2022					6,131,852.66	-----	-475,443.00	3,036,239.11	-----	2,620,170.55
	2021					4,644,194.57	-----	-----	1,430,734.21	-----	3,213,460.36
	2020					2,483,535.29	-----	-1,209,706.00	19,761.71	-----	1,254,067.58
	2019					555,234.89	-----	-----	-----	555,234.89	-----
	Subtotal		016	1200	000	46,036,285.73	387,816,000.00	-1,685,149.00	395,131,038.01	555,234.89	36,480,863.83
Total, Mine Safety and Health Administration						46,036,285.73	387,816,000.00	-1,685,149.00	395,131,038.01	555,234.89	36,480,863.83
<b>Bureau of Labor Statistics</b>											
<b>General Fund Accounts</b>											
Salaries and Expenses, Bureau of Labor Statistics, Department of Labor											
Fund Resources:											
Undisbursed Funds	2022-2026		016	0200	000	25,494,281.83	-----	517,230.00	5,455,336.91	-----	20,556,174.92
	2024					-----	629,952,000.00	-----	531,437,228.37	-----	98,514,771.63
	2021-2024					12,901,258.79	-----	-----	4,182,879.68	-----	8,718,379.11
	2020-2024					25,446,670.69	-----	-----	16,281,929.32	-----	9,164,741.37
	2023					132,013,588.05	-----	-----	110,716,349.34	-----	21,297,238.71
	2022					6,448,849.60	-----	-517,230.00	4,942,088.32	-----	989,531.28
	2021					6,634,231.12	-----	-----	4,490,471.35	-----	2,143,759.77
	2020					2,962,712.33	-----	-----	14,209.90	-----	2,948,502.43
	2019					1,315,072.65	-----	-----	71,259.94	1,243,812.71	-----
	Subtotal		016	0200	000	213,216,665.06	629,952,000.00	-----	677,591,753.13	1,243,812.71	164,333,099.22
Total, Bureau of Labor Statistics						213,216,665.06	629,952,000.00	-----	677,591,753.13	1,243,812.71	164,333,099.22
<b>Departmental Management</b>											
<b>General Fund Accounts</b>											
Office of the Inspector General, Departmental Management, Labor											
Fund Resources:											
Undisbursed Funds	2024		016	0106	000	-----	89,187,000.00	-----	81,670,461.14	-----	7,516,538.86
	2023					7,872,514.16	-----	-----	7,614,161.66	-----	258,352.50
	2021-2023					1,433,381.51	-----	-----	763,674.46	-----	669,707.05
	2022					1,357,404.14	-----	-----	511,671.30	-----	845,732.84
	2021					831,973.64	-----	-----	18,706.21	-----	813,267.43
	2020					945,692.62	-----	-----	8,230.74	-----	937,461.88

Footnotes at End of Chapter



## Appropriations, Outlays, and Balances - Continued

Appropriation or Fund Account  Title	Account Symbol				Balances, Beginning of Fiscal Year	Appropriations and Other Obligational Authority <sup>1</sup>	Transfers Borrowings and Investment (Net) <sup>2</sup>	Outlays (Net)	Balances Withdrawn and Other Transactions <sup>3</sup>	Balances, End of Fiscal Year
	Period of Availability	ATA	AID	MAIN						
	2019				562,537.48	-----	-----	-----	562,537.48	-----
	No Year				11,714,569.03	2,000,000.00	-----	11,517,766.61	-----	2,196,802.42
	Subtotal		016	0106	24,718,072.58	91,187,000.00	-----	102,104,672.12	562,537.48	13,237,862.98
IT Modernization, Departmental Management, Labor Fund Resources:										
Undisbursed Funds	2024-2025		016	0162	-----	29,269,000.00	-----	15,822,496.12	-----	13,446,503.88
	2023-2024				16,579,920.62	-----	-----	14,736,421.69	-----	1,843,498.93
	2022-2023				4,191,655.67	-----	-----	2,506,783.58	-----	1,684,872.09
	2021-2022				847,971.57	-----	-----	-----	-----	847,971.57
	2020-2021				95,921.29	-----	-----	-----	-----	95,921.29
	2019-2020				424,142.36	-----	-----	-----	-----	424,142.36
	2018-2019				35,188.29	-----	-----	-----	35,188.29	-----
	Subtotal		016	0162	22,174,799.80	29,269,000.00	-----	33,065,701.39	35,188.29	18,342,910.12
Veterans Employment and Training, Departmental Management, Labor Fund Resources:										
Undisbursed Funds	2024		016	0164	-----	65,500,000.00	-----	-97,212,659.51	-----	162,712,659.51
	2023				163,299,058.77	-----	-----	143,473,280.50	-----	19,825,778.27
	2022				23,134,814.50	-----	-----	11,148,213.94	-----	11,986,600.56
	2021				12,875,970.10	-----	-----	864,584.51	-----	12,011,385.59
	2020				7,568,641.54	-----	-----	-76,441.37	-----	7,645,082.91
	2019-2020				109,007.89	-----	-----	-----	-----	109,007.89
	2019				9,214,764.13	-----	-----	9,214,764.13	-----	-----
	Subtotal		016	0164	216,202,256.93	65,500,000.00	-----	67,411,742.20	-----	214,290,514.73
Salaries and Expenses, Departmental Management, Labor Fund Resources:										
Undisbursed Funds	2024-2028		016	0165	-----	4,571,000.00	-----	-----	-----	4,571,000.00
	2023-2027				8,421,000.00	4,768,000.00	14,232,000.00	3,540,537.42	-----	23,880,462.58
	2020-2027				16,276,407.35	-----	-----	4,516,901.67	-----	11,759,505.68
	2022-2026				19,493,421.73	-----	-----	6,231,286.51	-----	13,262,135.22
	2024-2025				-----	81,725,000.00	-----	9,287,556.13	-----	72,437,443.87
	2024				-----	301,733,000.00	-----	273,847,294.47	-----	27,885,705.53
	2023-2024				77,336,960.27	-----	-----	18,472,940.09	-----	58,864,020.18
	2020-2024				132,829,649.34	-----	-----	37,817,056.60	-----	95,012,592.74
	2023				38,474,801.81	-----	-----	30,004,639.23	-----	8,470,162.58
	2022-2023				54,671,348.65	-----	-----	21,213,928.32	-----	33,457,420.33
	2021-2023				2,844.62	-----	-----	-----	-----	2,844.62
	2022				5,699,922.71	-----	-----	3,906,550.80	-----	1,793,371.91
	2021-2022				55,383,198.53	-----	-----	16,057,136.02	-----	39,326,062.51
	2020-2022				0.34	-----	-----	-----	-----	0.34
	2021				1,701,314.00	-----	-----	706,234.24	-----	995,079.76

Footnotes at End of Chapter

Appropriations, Outlays, and Balances - Continued

Appropriation or Fund Account  Title	Account Symbol				Balances, Beginning of Fiscal Year	Appropriations and Other Obligational Authority <sup>1</sup>	Transfers Borrowings and Investment (Net) <sup>2</sup>	Outlays (Net)	Balances Withdrawn and Other Transactions <sup>3</sup>	Balances, End of Fiscal Year	
	Period of Availability	ATA	AID	MAIN							SUB
	2020-2021				26,069,916.30	-----	-----	13,636,124.34	-----	12,433,791.96	
	2020				1,223,507.18	-----	-----	-3,026.80	-----	1,226,533.98	
	2019-2020				14,807,118.98	-----	-----	12,102,364.86	-----	2,704,754.12	
	2019				1,806,279.74	-----	-1,152,400.00	-27,463.82	681,343.56	-----	
	2018-2019				2,334,884.50	-----	-----	1,905,498.81	429,385.69	-----	
	No Year				996,722.61	-----	-----	587,501.32	-----	409,221.29	
	Subtotal		016	0165	000	457,529,298.66	392,797,000.00	13,079,600.00	453,803,060.21	1,110,729.25	408,492,109.20
<b>Special Fund Accounts</b>											
HIRE Vets Medallion Award Fund, Departmental Management, Labor Fund Resources:											
Undisbursed Funds	No Year		016	5623	000	198,058.09	152,040.00	-----	159,799.22	-----	190,298.87
<b>Intragovernmental Funds</b>											
Working Capital Fund, Labor Fund Resources:											
Undisbursed Funds	2024-2029		016	4601	000	-----	-----	22,830,632.00	236,915.36	-----	22,593,716.64
	2023-2028				17,971,678.44	-----	-----	4,387,521.34	-----	13,584,157.10	
	2022-2027				10,760,391.71	-----	-----	7,655,024.84	-----	3,105,366.87	
	2021-2026				47,941.36	-----	-----	-----	-----	47,941.36	
	No Year				421,530,286.03	-----	18,533,408.00	63,369,709.39	-----	376,693,984.64	
	Subtotal		016	4601	000	450,310,297.54	-----	41,364,040.00	75,649,170.93	-----	416,025,166.61
<b>Trust Fund Accounts</b>											
Gifts and Bequests, Departmental Management, Labor Fund Resources:											
Undisbursed Funds	No Year		016	8131	000	144,824.59	-----	-----	-----	-----	144,824.59
Total, Departmental Management						1,171,277,608.19	578,905,040.00	54,443,640.00	732,194,146.07	1,708,455.02	1,070,723,687.10
<b>Office of Disability Employment Policy</b>											
<b>General Fund Accounts</b>											
Salaries and Expenses, Office of Disability Employment Policy, Labor Fund Resources:											
Undisbursed Funds	2024		016	0166	000	-----	42,860,000.00	-----	19,711,383.89	-----	23,148,616.11
	2023				24,477,508.80	-----	-----	14,669,594.84	-----	9,807,913.96	
	2022				9,542,604.21	-----	-----	2,169,928.31	-----	7,372,675.90	
	2021				33,360,986.15	-----	-----	17,575,775.42	-----	15,785,210.73	
	2020				3,026,252.48	-----	-----	1,983,393.74	-----	1,042,858.74	
	2019				589,614.73	-----	-----	80,921.86	508,692.87	-----	
	Subtotal		016	0166	000	70,996,966.37	42,860,000.00	-----	56,190,998.06	508,692.87	57,157,275.44
Total, Office of Disability Employment Policy						70,996,966.37	42,860,000.00	-----	56,190,998.06	508,692.87	57,157,275.44

Footnotes at End of Chapter

## Appropriations, Outlays, and Balances - Continued

Appropriation or Fund Account	Account Symbol					Balances, Beginning of Fiscal Year	Appropriations and Other Obligational Authority <sup>1</sup>	Transfers Borrowings and Investment (Net) <sup>2</sup>	Outlays (Net)	Balances Withdrawn and Other Transactions <sup>3</sup>	Balances, End of Fiscal Year
Title	Period of Availability	ATA	AID	MAIN	SUB						
<b>Deductions for Offsetting Receipts</b>											
Proprietary Receipts from the Public						-----	-660,907,004.62	-----	-660,907,004.62	-----	-----
Intrabudgetary Receipts Deducted by Agency						-----	-283,208,116.38	-----	-283,208,116.38	-----	-----
Total, Offsetting Receipts						-----	-944,115,121.00	-----	-944,115,121.00	-----	-----
Total, Department of Labor						163,675,797,372.31	73,254,232,413.83	-2,834,464,372.45	65,040,142,973.44	792,953,761.34	168,262,468,678.91

Footnotes at End of Chapter

Footnotes

- 1 The amounts in this column, unless otherwise footnoted, represent appropriations, increases and rescissions in borrowing authority or new contract authority. Appropriation accounts with appropriation transfer activity are presented in Table 1 (Appropriations and Appropriation Transfers) at the end of this chapter.
- 2 The amounts in this column, unless otherwise footnoted, represent transfers - other than appropriation transfers, borrowings (gross), investments (net), unrealized discounts or funds held outside the Treasury.
- 3 The amounts in this column, unless otherwise footnoted, represent obligated balances canceled for fiscal year 2019 pursuant to 31 U.S.C. 1553 and adjustments to borrowing and contract authority.
- 4 The opening balance(s) of the following account(s) have been adjusted during the current fiscal year and do not agree with last year's closing balance(s):

<u>Account Symbol: (ATA, AID, POA, MAIN, SUB)</u>	<u>Adjustment</u>
016 X 0179 000 - Undi sbursed Funds	-\$17,779,326.00
016 X 1801 000 - Undi sbursed Funds	-\$42,692,596.44

- 5 Pursuant to Public Law # 118-47, 138 Stat. 648, Sec. 119, the balance for this account has been extended beyond the normal period of availability to liquidate obligations.
- 6 Pursuant to Public Law # 104-208, 110 Stat. 3009-112 Sec. 8112, the balance for this account has been extended beyond the normal period of availability to liquidate obligations.
- 7 Represents capital transfer to miscellaneous receipts.
- 8 Excludes \$123,965,205.19 refund of taxes.
- 9 Subject to disposition by the administrative agency.

## Appropriations, Outlays, and Balances - Continued

### Footnotes

Table 1 - Appropriations and Appropriation Transfers - Department of Labor

AID	ATA	Period of Availability	MAIN	Net Appropriations and Appropriation Transfers	Appropriation Amount	Net Appropriation Transfers	AID Involved	ATA Involved	Period of Availability Involved	MAIN Involved	Amount From or To (-)
016	012	2425	0181	56,875,000.00	0.00	56,875,000.00	016		2425	0181	56,875,000.00
016	012	2427	0181	1,329,757.00	0.00	1,329,757.00	016		2427	0181	1,329,757.00
016	014	2425	0174	19,985,227.00	0.00	19,985,227.00	016		2425	0174	19,985,227.00
016		X	0106	2,000,000.00	0.00	2,000,000.00	016		24	0106	2,000,000.00
016		24	0106	89,187,000.00	91,187,000.00	-2,000,000.00	016		X	0106	-2,000,000.00
016		2327	0165	4,768,000.00	0.00	4,768,000.00	016		24	0174	4,768,000.00
016		24	0165	301,733,000.00	301,883,000.00	-150,000.00	016		2428	0165	-150,000.00
016		2428	0165	4,571,000.00	4,281,000.00	290,000.00	016		24	0165	150,000.00
							016		24	0166	140,000.00
016		24	0166	42,860,000.00	43,000,000.00	-140,000.00	016		2428	0165	-140,000.00
016		24	0172	120,911,000.00	118,900,000.00	2,011,000.00	016		24	0174	2,011,000.00
016		2425	0172	6,102,000.00	0.00	6,102,000.00	016		2425	0174	1,484,000.00
							016		2425	0175	2,025,000.00
							016		2425	0179	2,593,000.00
016		24	0174	1,765,221,000.00	1,772,000,000.00	-6,779,000.00	016		2327	0165	-4,768,000.00
							016		24	0172	-2,011,000.00
016		2425	0174	2,209,131,773.00	2,234,421,000.00	-25,289,227.00	016	014	2425	0174	-19,985,227.00
							016		2425	0172	-1,484,000.00
							016		2425	0400	-3,820,000.00
016		2425	0175	398,925,000.00	405,000,000.00	-6,075,000.00	016		2425	0172	-2,025,000.00
							016		2425	0400	-4,050,000.00
016		2425	0179	81,473,000.00	84,066,000.00	-2,593,000.00	016		2425	0172	-2,593,000.00
016		2425	0181	1,546,450,000.00	1,603,325,000.00	-56,875,000.00	016	012	2425	0181	-56,875,000.00
016		2427	0181	121,670,243.00	123,000,000.00	-1,329,757.00	016	012	2427	0181	-1,329,757.00
016		2425	0400	7,870,000.00	0.00	7,870,000.00	016		2425	0174	3,820,000.00
							016		2425	0175	4,050,000.00
016		24	1700	189,600,000.00	191,100,000.00	-1,500,000.00	016		2425	1700	-1,500,000.00
016		2425	1700	1,500,000.00	0.00	1,500,000.00	016		24	1700	1,500,000.00
016		X	8042	-77,550,000.00	0.00	-77,550,000.00	060		X	8051	-57,450,000.00
							060		X	8051	-20,100,000.00
016		X	8144	-159,000,000.00	0.00	-159,000,000.00	016	016	X	8144	-159,000,000.00
016	016	X	8144	159,000,000.00	0.00	159,000,000.00	016		X	8144	159,000,000.00

**Footnotes**

Table 1 - Appropriations and Appropriation Transfers - Department of Labor

AID	ATA	Period of Availability	MAIN	Net Appropriations and Appropriation Transfers	Appropriation Amount	Net Appropriation Transfers	AID Involved	ATA Involved	Period of Availability Involved	MAIN Involved	Amount From or To (-)
Total				6,894,613,000.00	6,972,163,000.00	-77,550,000.00					-77,550,000.00

**This Page Left Blank Intentionally**

---

Appropriations, Outlays, and Balances - Continued

Appropriation or Fund Account  Title	Account Symbol				Balances, Beginning of Fiscal Year	Appropriations and Other Obligational Authority <sup>1</sup>	Transfers Borrowings and Investment (Net) <sup>2</sup>	Outlays (Net)	Balances Withdrawn and Other Transactions <sup>3</sup>	Balances, End of Fiscal Year
	Period of Availability	ATA	AID	MAIN SUB						
<p style="text-align: center;"><b>Department of State</b> <b>Administration of Foreign Affairs</b> <b>General Fund Accounts</b></p>										
Salaries and Expenses, State Fund Resources: Undisbursed Funds	No Year		019	0107	000	1,324,177.30	-----	-----	-----	1,324,177.30
Diplomatic and Consular Programs, State Fund Resources: Undisbursed Funds	2024-2028		019	0113	000	-----	15,800,000.00	-----	3,340,382.10	12,459,617.90
	2023-2027					10,745,895.22	-----	-----	5,087,590.14	5,658,305.08
	2024-2025					-----	239,909,454.00	-----	12,081,215.10	227,828,238.90
	2024					-----	5,469,934,796.00	197,500,000.00	4,349,392,562.64	1,318,042,233.36
	2023-2024					373,567,142.83	-----	158,562,340.00	391,463,803.31	140,665,679.52
	2022-2024					175,447,851.63	-----	-----	114,804,960.43	60,642,891.20
	2023					1,424,950,034.16	-----	-158,106,590.00	1,052,521,228.26	214,322,215.90
	2022-2023					172,695,111.59	-----	-----	138,488,222.72	34,206,888.87
	2022					208,936,341.60	-----	-----	77,676,215.41	131,260,126.19
	2021-2022					36,531,777.35	-----	-----	7,864,041.32	28,667,736.03
	2020-2022					9,885,077.37	-----	-----	538,171.84	9,346,905.53
	2021					238,164,053.03	-----	-----	26,588,551.39	211,575,501.64
	2020-2021					50,265,563.67	-----	-19,502,493.94	3,300,841.86	27,462,227.87
	2020					131,531,770.52	-----	-55,869,412.23	15,544,357.23	60,118,001.06
	2019-2020					62,111,924.45	-----	-45,743,302.30	3,389,592.34	12,979,029.81
	2019					57,385,114.96	-----	-34,270,309.30	7,007,498.04	16,107,307.62
	2018-2019					53,124,036.04	-----	-43,114,481.23	3,176,516.49	6,833,038.32
	No Year					3,185,525,077.16	3,913,707,000.00	-331,392,940.00	4,189,286,136.50	2,578,553,000.66
	Subtotal		019	0113	000	6,190,866,771.58	9,639,351,250.00	-331,937,189.00	10,401,551,887.12	22,940,345.94
Capital Investment Fund, State Fund Resources: Undisbursed Funds	No Year		019	0120	000	252,152,071.64	389,000,000.00	16,900,000.00	426,561,672.34	231,490,399.30
Conflict Stabilization Operations, State Fund Resources: Undisbursed Funds	No Year		019	0121	000	460,635.51	-----	-----	-4,107.54	464,743.05
International Information Programs, State Fund Resources: Undisbursed Funds	No Year		019	0201	000	1,016,469.99	-----	-----	-----	1,016,469.99
Educational and Cultural Exchange Programs, State Fund Resources: Undisbursed Funds	2023-2024		019	0209	000	-----	-----	10,000,000.00	3,872,553.45	6,127,446.55
	2022-2023					7,449,482.47	-----	-----	3,976,017.39	3,473,465.08

Footnotes at End of Chapter



## Appropriations, Outlays, and Balances - Continued

Appropriation or Fund Account  Title	Account Symbol				Balances, Beginning of Fiscal Year	Appropriations and Other Obligational Authority <sup>1</sup>	Transfers Borrowings and Investment (Net) <sup>2</sup>	Outlays (Net)	Balances Withdrawn and Other Transactions <sup>3</sup>	Balances, End of Fiscal Year	
	Period of Availability	ATA	AID	MAIN							SUB
	2021-2022				3,328,664.25	-----	-----	2,882,961.72	-----	445,702.53	
	2020-2021				461,502.89	-----	-----	381,472.89	-----	80,030.00	
	2019-2020				1,138,742.71	-----	-----	836,851.76	-----	301,890.95	
	2018-2019				2,352,076.55	-----	-----	43,431.10	2,308,645.45	-----	
	No Year				1,100,667,091.56	741,000,000.00	-----	799,335,868.41	-----	1,042,331,223.15	
	Subtotal		019	0209	000	1,115,397,560.43	741,000,000.00	10,000,000.00	811,329,156.72	2,308,645.45	1,052,759,758.26
Centralized Information Technology Modernization Program, State Fund Resources:											
Undisbursed Funds	No Year		019	0507	000	526,180.38	-----	-----	-----	526,180.38	
Protection of Foreign Missions and Officials, State Fund Resources:											
Undisbursed Funds	2024-2025		019	0520	000	-----	30,890,000.00	-----	8,744,141.25	-----	22,145,858.75
	2023-2024					30,884,560.07	-----	-----	30,854,595.63	-----	29,964.44
	2022-2023					7,250,732.35	-----	-----	7,250,732.35	-----	-----
	2021-2022					70,533.65	-----	-----	-----	-----	70,533.65
	2020-2021					40,636.87	-----	-----	-----	-----	40,636.87
	2019-2020					4.40	-----	-----	-----	-----	4.40
	2018-2019					0.57	-----	-----	0.57	-----	-----
	No Year					414.64	-----	-----	-----	-----	414.64
	Subtotal		019	0520	000	38,246,882.55	30,890,000.00	-----	46,849,469.23	0.57	22,287,412.75
Emergencies in the Diplomatic and Consular Service, State Fund Resources:											
Undisbursed Funds	No Year		019	0522	000	352,339,514.61	57,440,750.00	-20,289,420.00	81,907,252.00	-----	307,583,592.61
Payment to the American Institute in Taiwan, State Fund Resources:											
Undisbursed Funds	2024		019	0523	000	-----	35,964,000.00	-----	23,372,214.89	-----	12,591,785.11
	2023					12,599,147.73	-----	-----	6,387,809.49	-----	6,211,338.24
	2022					6,461,967.17	-----	-----	161,714.66	-----	6,300,252.51
	2021					2,443,054.90	-----	-----	1,696,980.92	-----	746,073.98
	2020					3,776,853.65	-----	-----	1,557,359.08	-----	2,219,494.57
	2019					7,692,122.77	-----	-----	3,653,550.90	4,038,571.87	-----
	Subtotal		019	0523	000	32,973,146.22	35,964,000.00	-----	36,829,629.94	4,038,571.87	28,068,944.41
Buying Power Maintenance Account, State Fund Resources:											
Undisbursed Funds	No Year		019	0524	000	99,000,001.00	-----	999,999.00	-----	-----	100,000,000.00
Expenses, Office of Inspector General, State Fund Resources:											
Undisbursed Funds	2024-2028		019	0529	000	-----	500,000.00	-----	-----	-----	500,000.00
	2023-2027					500,000.00	-----	-----	261,354.23	-----	238,645.77
	2024-2025					-----	45,935,000.00	-----	13,804,487.89	-----	32,130,512.11

Footnotes at End of Chapter

Appropriations, Outlays, and Balances - Continued

Appropriation or Fund Account  Title	Account Symbol				Balances, Beginning of Fiscal Year	Appropriations and Other Obligational Authority <sup>1</sup>	Transfers Borrowings and Investment (Net) <sup>2</sup>	Outlays (Net)	Balances Withdrawn and Other Transactions <sup>3</sup>	Balances, End of Fiscal Year	
	Period of Availability	ATA	AID	MAIN							SUB
	2024				-----	97,735,000.00	-----	64,617,881.36	-----	33,117,118.64	
	2023-2024				29,742,430.79	-----	3,000,000.00	30,827,702.35	-----	1,914,728.44	
	2022-2024				2,446,612.59	-----	-----	1,438,012.96	-----	1,008,599.63	
	2023				29,337,633.03	-----	-3,000,000.00	22,022,079.11	-----	4,315,553.92	
	2022-2023				6,332,723.88	-----	-----	4,993,945.12	-----	1,338,778.76	
	2022				2,760,024.57	-----	-----	203,169.19	-----	2,556,855.38	
	2021-2022				9,556,197.63	-----	-----	177,514.91	-----	9,378,682.72	
	2021				3,997,086.28	-----	-----	40,765.80	-----	3,956,320.48	
	2020-2021				964,091.45	-----	-----	4,978.52	-----	959,112.93	
	2020				3,786,576.06	-----	-----	5,161.40	-----	3,781,414.66	
	2019-2020				2,275,583.41	-----	-----	-----	-----	2,275,583.41	
	2019				10,306,938.31	-----	-----	10,508.50	10,296,429.81	-----	
	2018-2019				2,299,129.85	-----	-----	-427.70	2,299,557.55	-----	
	No Year				56,346.51	-----	-----	-----	-----	56,346.51	
	Subtotal		019	0529	000	104,361,374.36	144,170,000.00	138,407,133.64	12,595,987.36	97,528,253.36	
Embassy Security, Construction, and Maintenance, State Fund Resources:											
Undisbursed Funds	2024-2028		019	0535	000	-----	902,615,000.00	-----	565,949,469.20	-----	336,665,530.80
	2023-2027				359,910,675.67	-----	-----	169,942,391.25	-----	189,968,284.42	
	2022-2026				208,722,649.61	-----	-----	81,247,152.37	-----	127,475,497.24	
	2021-2025				106,193,493.94	-----	-----	36,519,707.10	-----	69,673,786.84	
	2020-2024				73,534,135.18	-----	-----	23,815,977.42	-----	49,718,157.76	
	2019-2023				53,808,839.68	-----	-----	21,047,371.84	-----	32,761,467.84	
	No Year				15,173,794,753.76	831,206,000.00	-117,400,000.00	911,999,091.52	-----	14,975,601,662.24	
Transfer To:											
Agency for International Development	No Year	072	019	0535	000	600,685.14	-----	42.12	-----	600,643.02	
	Subtotal		019	0535	000	15,976,565,232.98	1,733,821,000.00	-117,400,000.00	1,810,521,202.82	-----	15,782,465,030.16
Payment to the Foreign Service Retirement and Disability Fund, State Fund Resources:											
Undisbursed Funds	2024		019	0540	000	-----	609,200,000.00	-----	609,200,000.00	-----	
Representation Expenses, State Fund Resources:											
Undisbursed Funds	2024		019	0545	000	-----	7,415,000.00	-----	4,726,588.07	-----	2,688,411.93
	2023				1,961,637.83	-----	-----	1,732,418.25	-----	229,219.58	
	2022				688,954.75	-----	-----	38,867.38	-----	650,087.37	
	2021				2,356,567.80	-----	-----	22,622.19	-----	2,333,945.61	
	2020				2,754,482.54	-----	-----	6,473.59	-----	2,748,008.95	
	2019				328,269.54	-----	-----	23,901.22	304,368.32	-----	
	Subtotal		019	0545	000	8,089,912.46	7,415,000.00	6,550,870.70	304,368.32	8,649,673.44	

Footnotes at End of Chapter

## Appropriations, Outlays, and Balances - Continued

Appropriation or Fund Account  Title	Account Symbol				Balances, Beginning of Fiscal Year	Appropriations and Other Obligational Authority <sup>1</sup>	Transfers Borrowings and Investment (Net) <sup>2</sup>	Outlays (Net)	Balances Withdrawn and Other Transactions <sup>3</sup>	Balances, End of Fiscal Year	
	Period of Availability	ATA	AID	MAIN							SUB
Repatriation Loans, Liquidating Account, State Fund Resources: Undisbursed Funds	No Year		019	0600	000	2,559.54	-----	-----	-51,132.63	<sup>4</sup> 51,735.16	1,957.01
Repatriation Loans, Program Account, State Fund Resources: Undisbursed Funds	2024		019	0601	000	-----	2,945,455.10	-----	2,945,455.10	-----	-----
<b>Special Fund Accounts</b>											
Foreign Service National Defined Contributions Retirement Fund, State Fund Resources: Undisbursed Funds	No Year		019	5497	000	3,490,450.46	62,468,941.30	-44,444,060.26	18,731,607.10	-----	2,783,724.40
Unrealized Discount on Investments						-17,915,021.38	-----	-1,388,853.04	-----	-----	-19,303,874.42
Investments in US Treasury Securities						365,797,940.04	-----	45,832,913.30	-----	-----	411,630,853.34
Subtotal			019	5497	000	351,373,369.12	62,468,941.30	-----	18,731,607.10	-----	395,110,703.32
H-1B and L Fraud Prevention and Detection Account, State Fund Resources: Undisbursed Funds	No Year		019	5515	000	<sup>5</sup> 71,686,740.11	48,792,476.40	-----	51,834,359.37	-----	68,644,857.14
Consular and Border Security Programs, Administration of Foreign Affairs, State Fund Resources: Undisbursed Funds	2024		019	5713	000	-----	-----	-----	-5,350,096.88	-----	5,350,096.88
	2023					10,922,667.85	-----	-----	5,083,608.24	-----	5,839,059.61
	2022					1,279,817.27	-----	-----	989.54	-----	1,278,827.73
	2021					620,610.90	-----	-----	34.59	-----	620,576.31
	2020					0.08	-----	-----	-----	-----	0.08
Subtotal	No Year					4,473,263,197.99	5,592,275,510.41	3,945,491.00	4,589,095,934.93	-----	5,480,388,264.47
Subtotal			019	5713	000	4,486,086,294.09	5,592,275,510.41	3,945,491.00	4,588,830,470.42	-----	5,493,476,825.08
<b>Intragovernmental Funds</b>											
Working Capital Fund, International Cooperative Administrative Support Services, State Fund Resources: Undisbursed Funds	No Year		019	4519	001	2,092,269,042.86	-----	-----	38,597,763.53	-----	2,053,671,279.33
Working Capital Fund, State Fund Resources: Undisbursed Funds	No Year		019	4519	000	898,467,019.76	-----	-----	-140,189,797.90	-----	1,038,656,817.66
<b>Trust Fund Accounts</b>											
Trust Funds, State Fund Resources: Undisbursed Funds	No Year		019	8167	000	412,043.43	-----	-----	3,737.54	-----	408,305.89
Foreign Service Retirement and Disability Fund, State Fund Resources: Undisbursed Funds	No Year		019	8186	000	58,633.77	1,715,344,110.64	-526,291,000.00	1,188,753,572.64	-----	358,171.77

Footnotes at End of Chapter

Appropriations, Outlays, and Balances - Continued

Appropriation or Fund Account  Title	Account Symbol				Balances, Beginning of Fiscal Year	Appropriations and Other Obligational Authority <sup>1</sup>	Transfers Borrowings and Investment (Net) <sup>2</sup>	Outlays (Net)	Balances Withdrawn and Other Transactions <sup>3</sup>	Balances, End of Fiscal Year	
	Period of Availability	ATA	AID	MAIN							SUB
Investments in US Treasury Securities					21,054,819,000.00	-----	526,291,000.00	-----	-----	21,581,110,000.00	
Subtotal			019	8186	000	21,054,877,633.77	1,715,344,110.64	-----	1,188,753,572.64	-----	21,581,468,171.77
Foreign Service National Separation Liability Trust Fund, State Fund Resources:											
Undisbursed Funds	No Year		019	8340	000	360,546,148.98	30,634,797.70	-----	34,632,219.33	-----	356,548,727.35
Unconditional Gift Fund, State Fund Resources:											
Undisbursed Funds	No Year		019	8821	000	34,859,960.52	29,611,836.53	-----	21,243,601.50	-----	43,228,195.55
Conditional Gift Fund, General, State Fund Resources:											
Undisbursed Funds	No Year		019	8822	000	6,397,904.20	1,334,968.35	40,367.60	3,714,164.49	-----	4,059,075.66
Unrealized Discount on Investments						-1,099,719.04	-----	-129,218.32	-----	-----	-1,228,937.36
Investments in US Treasury Securities						26,798,957.85	-----	88,850.72	-----	-----	26,887,808.57
Subtotal			019	8822	000	32,097,143.01	1,334,968.35	-----	3,714,164.49	-----	29,717,946.87
Total, Administration of Foreign Affairs						53,555,997,886.20	20,871,660,096.43	-437,781,119.00	20,178,750,187.46	42,239,654.67	53,768,887,021.50
<b>International Organizations and Conferences</b>											
<b>General Fund Accounts</b>											
Contributions for International Peacekeeping Activities, State Fund Resources:											
Undisbursed Funds	2024-2025		019	1124	000	-----	203,328,007.00	-----	-----	-----	203,328,007.00
	2024					-----	1,164,078,993.00	-----	1,164,078,993.00	-----	-----
	2023-2024					-----	-----	652,489,804.00	652,489,804.00	-----	-----
	2023					652,489,804.00	-----	-652,489,804.00	-----	-----	-----
	2019-2020					1.00	-----	-----	-----	-----	1.00
	2018-2019					157,552.00	-----	-----	-----	157,552.00	-----
Subtotal			019	1124	000	652,647,357.00	1,367,407,000.00	-----	1,816,568,797.00	157,552.00	203,328,008.00
International Conferences and Contingencies, State Fund Resources:											
Undisbursed Funds	No Year		019	1125	000	15,478.29	-----	-----	-----	-----	15,478.29
Contributions to International Organizations, State Fund Resources:											
Undisbursed Funds	2024-2025		019	1126	000	-----	19,297,546.00	-----	-----	-----	19,297,546.00
	2024					-----	1,524,154,454.00	-----	1,499,597,876.87	-----	24,556,577.13
	2023-2024					36,500,000.00	-----	-----	40,989,467.26	-----	12,961,134.59
	2023					17,717,117.87	-----	-----	-----	-----	266,516.02
	2022-2023					5,661.62	-----	-----	3,243.62	-----	2,418.00
	2022					14,024,524.73	-----	-----	7,670,783.08	-----	6,353,741.65
	2021					8,138,739.35	-----	-----	746,898.65	-----	7,391,840.70
	2020					13,632,027.20	-----	-----	236,609.66	-----	13,395,417.54
	2019-2020					93,407.64	-----	-----	-----	-----	93,407.64

Footnotes at End of Chapter

## Appropriations, Outlays, and Balances - Continued

Appropriation or Fund Account  Title	Account Symbol				Balances, Beginning of Fiscal Year	Appropriations and Other Obligational Authority <sup>1</sup>	Transfers Borrowings and Investment (Net) <sup>2</sup>	Outlays (Net)	Balances Withdrawn and Other Transactions <sup>3</sup>	Balances, End of Fiscal Year
	Period of Availability	ATA	AID	MAIN						
	2019				32,876,912.35	-----	-----	125,954.17	32,750,958.18	-----
	2018-2019				175,000.00	-----	-----	-----	175,000.00	-----
	2017-2019				171,000.00	-----	-----	-----	171,000.00	-----
	No Year				6,085,653.03	-----	-----	-----	-----	6,085,653.03
	Subtotal		019	1126	129,420,043.79	1,543,452,000.00	-----	1,549,370,833.31	33,096,958.18	90,404,252.30
Arrearage Payments, State Fund Resources: Undisbursed Funds	No Year		019	1130	14.28	-----	-----	-----	-----	14.28
Total, International Organizations and Conferences					782,082,893.36	2,910,859,000.00	-----	3,365,939,630.31	33,254,510.18	293,747,752.87
<b>International Commissions</b>										
<b>General Fund Accounts</b>										
Salaries and Expenses, International Boundary and Water Commission, United States and Mexico, State Fund Resources: Undisbursed Funds	2024-2025		019	1069	-----	3,000,000.00	-----	-----	-----	3,000,000.00
	2024				-----	61,800,000.00	-----	43,293,558.39	-----	18,506,441.61
	2023-2024				3,200,000.00	-----	1,450,000.00	1,675,216.81	-----	2,974,783.19
	2023				18,024,141.59	-----	-1,450,000.00	13,740,227.69	-----	2,833,913.90
	2022-2023				906,806.44	-----	-----	743,369.82	-----	163,436.62
	2022				1,600,633.13	-----	-----	127,365.41	-----	1,473,267.72
	2021-2022				2,376.03	-----	-----	-----	-----	2,376.03
	2021				1,937,725.11	-----	-----	47,612.66	-----	1,890,112.45
	2020				1,118,094.63	-----	-----	10,706.62	-----	1,107,388.01
	2019				1,080,427.22	-----	-----	165,275.68	915,151.54	-----
	Subtotal		019	1069	27,870,204.15	64,800,000.00	-----	59,803,333.08	915,151.54	31,951,719.53
Construction, International Boundary and Water Commission, United States and Mexico, State Fund Resources: Undisbursed Funds	No Year		019	1078	259,167,505.72	156,050,000.00	-----	-249,230,550.14	-----	664,448,055.86
American Sections, International Commissions, State Fund Resources: Undisbursed Funds	2024		019	1082	-----	16,204,000.00	-21,000.00	10,706,475.38	-----	5,476,524.62
	2023-2024				700,000.00	-----	-----	645,749.13	-----	54,250.87
	2023				3,497,179.96	-----	21,000.00	2,162,799.04	-----	1,355,380.92
	2022-2023				-----	-----	-----	-35,067.22	-----	35,067.22
	2022				2,962,406.87	-----	-----	2,562,322.19	-----	400,084.68
	2021				1,364,519.42	-----	-----	373,790.03	-----	990,729.39
	2020				917,896.48	-----	-----	-194,457.55	-----	1,112,354.03
	2019-2020				500,000.00	-----	-----	-----	-----	500,000.00
	2019				648,645.83	-----	-----	313,326.45	335,319.38	-----

Footnotes at End of Chapter

Appropriations, Outlays, and Balances - Continued

Appropriation or Fund Account  Title	Account Symbol				Balances, Beginning of Fiscal Year	Appropriations and Other Obligational Authority <sup>1</sup>	Transfers Borrowings and Investment (Net) <sup>2</sup>	Outlays (Net)	Balances Withdrawn and Other Transactions <sup>3</sup>	Balances, End of Fiscal Year	
	Period of Availability	ATA	AID	MAIN							SUB
	2018-2019				1.00	-----	-----	-----	1.00	-----	
	No Year				86,764.63	-----	-----	-----	-----	86,764.63	
Funds Held Outside the Treasury	2024				-----	-----	21,000.00	-----	-----	21,000.00	
	2023				21,000.00	-----	-21,000.00	-----	-----	-----	
	Subtotal		019	1082	000	10,698,414.19	16,204,000.00	-----	16,534,937.45	335,320.38	10,032,156.36
International Fisheries Commissions, State Fund Resources:											
Undisbursed Funds	2024		019	1087	000	-----	65,719,000.00	-----	63,657,062.59	-----	2,061,937.41
	2023				2,707,875.79	-----	-----	1,019,894.34	-----	1,687,981.45	
	2022				400,421.81	-----	-----	11,111.19	-----	389,310.62	
	2021				920,454.60	-----	-----	-----	-----	920,454.60	
	2020				17,706.35	-----	-----	-----	-----	17,706.35	
	2019				178,880.22	-----	-----	-----	178,880.22	-----	
	Subtotal		019	1087	000	4,225,338.77	65,719,000.00	-----	64,688,068.12	178,880.22	5,077,390.43
Total, International Commissions					301,961,462.83	302,773,000.00	-----	-108,204,211.49	1,429,352.14	711,509,322.18	
<b>Other</b>											
<b>General Fund Accounts</b>											
United States Emergency Refugee and Migration Assistance Fund, Funds Appropriated to the President, Executive Office of the President Fund Resources:											
Undisbursed Funds	No Year		011	0040	000	-----	100,000.00	-----	-----	100,000.00	
Transfer To:											
State	No Year	019	011	0040	000	3,700,635,079.24	-----	-1,200,000,000.00	1,840,018,646.25	-----	660,616,432.99
	Subtotal		011	0040	000	3,700,635,079.24	100,000.00	-1,200,000,000.00	1,840,018,646.25	-----	660,716,432.99
International Narcotics Control and Law Enforcement, International Security Assistance, State Fund Resources:											
Undisbursed Funds	2022-2027		011	1022	000	-----	-----	8,000,000.00	-----	<sup>4</sup> 8,000,000.00	-----
	2021-2026				-----	-----	-----	697,629.00	-----	<sup>4</sup> 697,629.00	-----
	2020-2025				-----	-----	-----	7,000,000.00	-----	<sup>4</sup> 7,000,000.00	-----
	2019-2024				-----	-----	-----	34,302,371.00	-----	<sup>4</sup> 34,302,371.00	-----
	2018-2019				-----	-----	-----	22,971,520.98	-----	22,971,520.98	-----
	2014-2019				-----	-----	-----	1,128,872.73	-----	1,128,872.73	-----
	No Year				565.06	-----	-----	-----	-----	565.06	
Transfer To:											
State	2022-2027	019	011	1022	000	-----	-----	14,878,150.00	-----	-----	14,878,150.00
	2021-2026				-----	-----	-----	5,552,878.00	-----	-----	5,552,878.00
	2024-2025				-----	1,775,000,000.00	-----	115,202,799.64	-----	-----	1,659,797,200.36
	2020-2025				607,400.00	-----	-----	198,333.00	-----	-----	20,102,400.00
	2023-2024				1,644,317,809.93	-----	-----	-5,462,000.00	238,329,467.17	-----	1,400,526,342.76

Footnotes at End of Chapter

## Appropriations, Outlays, and Balances - Continued

Appropriation or Fund Account  Title	Account Symbol					Balances, Beginning of Fiscal Year	Appropriations and Other Obligational Authority <sup>1</sup>	Transfers Borrowings and Investment (Net) <sup>2</sup>	Outlays (Net)	Balances Withdrawn and Other Transactions <sup>3</sup>	Balances, End of Fiscal Year
	Period of Availability	ATA	AID	MAIN	SUB						
	2022-2024					409,957,443.92	-----	-----	232,690,982.07	-----	177,266,461.85
	2019-2024					11,244,718.00	-----	85,407,270.00	27,275,282.97	-----	69,376,705.03
	2022-2023					1,193,536,238.55	-----	-22,878,150.00	288,010,642.46	-----	882,647,446.09
	2018-2023					64,333,326.54	-----	-----	21,751,207.06	-----	42,582,119.48
	2021-2022					880,050,584.34	-----	-6,250,507.00	248,345,876.22	-----	625,454,201.12
	2017-2022					156,352,719.57	-----	-----	70,336,912.61	-----	86,015,806.96
	2020-2021					656,983,769.24	-----	-26,693,333.00	220,583,106.31	-----	409,707,329.93
	2016-2021					38,496,047.35	-----	-----	10,325,656.92	-----	28,170,390.43
	2019-2020					546,772,467.33	-----	-119,709,641.00	213,444,320.24	-----	213,618,506.09
	2015-2020					16,334,204.55	-----	-----	5,958,431.45	-----	10,375,773.10
	2018-2019					167,895,948.07	-----	-22,971,520.98	144,924,427.09	-----	-----
	2014-2019					14,280,045.51	-----	-1,128,872.73	13,151,172.78	-----	-----
	No Year					2,070,657.22	-----	-----	1,154.38	-----	2,069,502.84
	Subtotal		011	1022	000	5,803,233,945.18	1,775,000,000.00	-5,462,000.00	1,850,529,772.37	74,100,393.71	5,648,141,779.10
East-West Center, State Fund Resources:											
Undisbursed Funds	2024		019	0202	000	-----	22,000,000.00	-----	18,816,079.00	-----	3,183,921.00
	2023					4,320,000.00	-----	-----	3,920,000.00	-----	400,000.00
	2022					525,590.00	-----	-----	374,000.00	-----	151,590.00
	2021					173,000.00	-----	-----	30,000.00	-----	143,000.00
	Subtotal		019	0202	000	5,018,590.00	22,000,000.00	-----	23,140,079.00	-----	3,878,511.00
North/South Center, State Fund Resources:											
Undisbursed Funds	No Year		019	0203	000	1,476.21	-----	-----	-----	-----	1,476.21
National Endowment for Democracy, State Fund Resources:											
Undisbursed Funds	No Year		019	0210	000	239,499,845.29	315,000,000.00	-----	322,459,789.00	-----	232,040,056.29
Payment to the Asia Foundation, State Fund Resources:											
Undisbursed Funds	No Year		019	0525	000	7,067,735.17	22,000,000.00	-----	21,293,790.98	-----	7,773,944.19
Global HIV/AIDS Initiative, State Fund Resources:											
Undisbursed Funds	No Year		019	1030	000	2,087,353.56	-----	35,183.23	-----	-----	2,122,536.79
Transfer To:											
Peace Corps	No Year	011	019	1030	044	2,543.79	-----	-----	-----	-----	2,543.79
Labor	No Year	016	019	1030	000	35,183.23	-----	-35,183.23	-----	-----	-----
United States Agency for International Development	No Year	072	019	1030	000	1,607,713.50	-----	-----	704,102.47	-----	903,611.03
Departmental Management, Health and Human Services	No Year	075	019	1030	001	662,167.02	-----	-----	22,693.56	-----	639,473.46
Defense	No Year	097	019	1030	000	2,248,723.56	-----	-----	53,488.28	-----	2,195,235.28

Footnotes at End of Chapter

Appropriations, Outlays, and Balances - Continued

Appropriation or Fund Account  Title	Account Symbol				Balances, Beginning of Fiscal Year	Appropriations and Other Obligational Authority <sup>1</sup>	Transfers Borrowings and Investment (Net) <sup>2</sup>	Outlays (Net)	Balances Withdrawn and Other Transactions <sup>3</sup>	Balances, End of Fiscal Year	
	Period of Availability	ATA	AID	MAIN SUB							
	Subtotal		019	1030	000	6,643,684.66	-----	-----	780,284.31	-----	5,863,400.35
Global Health Programs, State Fund Resources:											
Undisbursed Funds	2024-2028		019	1031	000	-----	4,728,595,925.00	-----	329,787,779.96	-----	4,398,808,145.04
	2023-2027					5,207,636,008.87	-----	-3,762,174,256.00	846,291,931.42	-----	599,169,821.45
	2022-2026					1,263,980,517.35	-----	-1,210,174,274.00	15,199,631.74	-----	38,606,611.61
	2024-2025					-----	1,979,036.00	-----	-----	-----	1,979,036.00
	2021-2025					103,985,184.50	-----	-80,000,000.00	9,808,702.73	-----	14,176,481.77
	2023-2024					1,900,000.00	-----	-1,900,000.00	-----	-----	-----
	2020-2024					20,127,563.34	-----	-354,516.00	16,626,088.28	-----	3,146,959.06
	2019-2023					5,113,289.33	-----	-----	3,615,947.81	-----	1,497,341.52
	2018-2022					1,557,183.36	-----	-----	67,471.77	-----	1,489,711.59
	2017-2021					2,377,500.05	-----	-----	-2,875.25	-----	2,380,375.30
	2016-2020					2,766,315.54	-----	-----	97,007.86	-----	2,669,307.68
	2018-2019					-----	-----	220,733.94	-----	220,733.94	-----
	2015-2019					10,518,234.86	-----	85,977,436.19	67,042.46	96,428,628.59	-----
	2014-2019					0.20	-----	11,662,380.58	-----	11,662,380.78	-----
	No Year					15,652,877.54	-----	342,987.00	7,797,632.19	-----	8,198,232.35
Transfer To:											
Peace Corps	2024-2028	011	019	1031	000	-----	8,443,475.00	-----	-----	-----	8,443,475.00
	2023-2027					4,635,795.00	-----	12,749,566.00	409,566.14	-----	16,975,794.86
	2022-2026					4,401,127.00	-----	15,652,900.00	5,475,370.34	-----	14,578,656.66
	2021-2025					8,112,410.53	-----	-----	1,497,590.77	-----	6,614,819.76
	2020-2024					21,912,656.06	-----	-----	19,286,213.86	-----	2,626,442.20
	2019-2023					1,222,995.48	-----	-----	824,931.95	-----	398,063.53
	2018-2022					174,754.94	-----	-----	15,352.97	-----	159,401.97
	2017-2021					86,917.87	-----	-----	14,067.54	-----	72,850.33
	2016-2020					202,483.54	-----	-----	784.20	-----	201,699.34
	2015-2019					21,125.48	-----	-21,125.48	-----	-----	-----
	No Year					393,466.84	-----	-----	118,408.87	-----	275,057.97
Departmental Management, Labor	No Year	016	019	1031	000	342,987.00	-----	-342,987.00	-----	-----	-----
US Agency for International Development	2024-2028	072	019	1031	000	-----	571,780,842.00	-----	3,355,467.30	-----	568,425,374.70
	2023-2027					568,132,769.68	-----	2,291,439,197.00	2,050,902,942.82	-----	808,669,023.86
	2022-2027					-----	-----	2,611,900,827.41	1,415,736,670.71	-----	1,196,164,156.70
	2019-2027					-----	-----	26,186,998.87	15,168,005.62	-----	11,018,993.25
	2022-2026					526,456,602.40	-----	999,924,506.00	1,491,566,230.37	-----	34,814,878.03
	2021-2026					1,139,502,120.70	-----	-----	757,839,319.10	-----	381,662,801.60
	2020-2026					11,737,902.16	-----	-----	9,639,294.09	-----	2,098,608.07
	2018-2026					30,761,455.83	-----	-----	6,008,950.53	-----	24,752,505.30

Footnotes at End of Chapter



## Appropriations, Outlays, and Balances - Continued

Appropriation or Fund Account  Title	Account Symbol				Balances, Beginning of Fiscal Year	Appropriations and Other Obligational Authority <sup>1</sup>	Transfers Borrowings and Investment (Net) <sup>2</sup>	Outlays (Net)	Balances Withdrawn and Other Transactions <sup>3</sup>	Balances, End of Fiscal Year
	Period of Availability	ATA	AID	MAIN						
	2024-2025				-----	3,985,450,000.00	-----	2,202,692.02	-----	3,983,247,307.98
	2021-2025				222,555,643.97	-----	70,000,000.00	170,865,264.28	-----	121,690,379.69
	2020-2025				327,152,641.06	-----	-----	216,269,858.41	-----	110,882,782.65
	2017-2025				6,632,857.73	-----	-----	2,429,068.84	-----	4,203,788.89
	2023-2024				4,165,950,000.00	-----	-88,200,000.00	1,045,793,574.57	-----	3,031,956,425.43
	2022-2024				<sup>5</sup> -----	-----	-----	2,690,140.08	-----	<sup>6</sup> -2,690,140.08
	2020-2024				84,138,914.60	-----	354,516.00	53,413,101.90	-----	31,080,328.70
	2019-2024				12,905,137.60	-----	2,600,968.50	11,309,599.77	-----	4,196,506.33
	2016-2024				1,924,870.75	-----	2,229,260.61	755,302.27	-----	3,398,829.09
	2022-2023				2,611,767,927.41	-----	-2,611,900,827.41	-132,900.00	-----	-----
	2019-2023				26,186,998.87	-----	-26,186,998.87	-60,781.96	-----	60,781.96
	2018-2023				8,706,864.00	-----	40,689,991.67	16,036,079.30	-----	33,360,776.37
	2015-2023				1,312,038.17	-----	796,417.33	-423,489.99	-----	2,531,945.49
	2021-2022				-----	-----	-----	-274,782.55	-----	274,782.55
	2020-2022				44,731.72	-----	-----	44,169.52	-----	562.20
	2018-2022				86,816.69	-----	-----	86,816.69	-----	-----
	2017-2022				28,088,283.06	-----	-----	11,930,546.58	-----	16,157,736.48
	2014-2022				1,094,193.60	-----	-----	-682,337.26	-----	1,776,530.86
	2020-2021				827,031.79	-----	-----	-232,450.53	-----	1,059,482.32
	2017-2021				96,131.28	-----	-----	96,131.28	-----	-----
	2016-2021				21,532,916.96	-----	-----	6,412,539.52	-----	15,120,377.44
	2013-2021				1,932,074.45	-----	-----	1,014,480.26	-----	917,594.19
	2019-2020				119,273,960.93	-----	-2,600,968.50	67,226,541.17	-----	49,446,451.26
	2016-2020				14,454,912.87	-----	-2,229,260.61	9,404,427.00	-----	2,821,225.26
	2015-2020				10,441,359.75	-----	-----	1,766,431.23	-----	8,674,928.52
	2018-2019				60,441,387.93	-----	-40,910,725.61	19,530,662.32	-----	-----
	2015-2019				2,512,343.71	-----	-796,448.88	1,715,894.83	-----	-----
	2014-2019				13,720,080.38	-----	-11,662,380.58	2,057,699.80	-----	-----
	No Year				203,516,974.70	-----	90,000,000.00	19,207,876.39	-----	274,309,098.31
Office of Secretary, Health and Human Services	2024-2028	075	019	1031	001	693,652,553.00	-----	20,616,477.01	-----	673,036,075.99
	2023-2027					604,833,687.00	-----	1,303,729,237.00	-----	707,906,047.27
	2022-2026					626,411,636.77	-----	156,460,506.00	-----	200,763,000.61
	2021-2025					108,274,606.55	-----	10,000,000.00	-----	41,713,711.74
	2020-2024					147,764,453.20	-----	-----	118,015,407.96	-----
	2019-2023					35,296,101.76	-----	-----	19,061,985.18	-----
	2018-2022					13,045,283.17	-----	-----	760,196.25	-----
	2017-2021					25,488,801.02	-----	-----	269,045.53	-----
	2016-2020					15,999,263.75	-----	-----	168,158.91	-----
	2015-2019					34,869,260.53	-----	-34,855,352.42	13,908.11	-----

Footnotes at End of Chapter

Appropriations, Outlays, and Balances - Continued

Appropriation or Fund Account  Title	Account Symbol				Balances, Beginning of Fiscal Year	Appropriations and Other Obligational Authority <sup>1</sup>	Transfers Borrowings and Investment (Net) <sup>2</sup>	Outlays (Net)	Balances Withdrawn and Other Transactions <sup>3</sup>	Balances, End of Fiscal Year
	Period of Availability	ATA	AID	MAIN						
Department of Defense	No Year				7,088,862.03	-----	-----	604,410.38	-----	6,484,451.65
	2024-2028	097	019	1031	-----	42,527,205.00	-----	-----	-----	42,527,205.00
	2023-2027				5,-----	-----	154,256,256.00	68,328,306.89	-----	85,927,949.11
	2022-2026				76,077,607.62	-----	38,136,362.00	67,090,825.09	-----	47,123,144.53
	2021-2025				7,935,209.57	-----	-----	5,164,060.57	-----	2,771,149.00
	2020-2024				32,999,112.46	-----	-----	18,753,485.20	-----	14,245,627.26
	2019-2023				1,264,101.17	-----	-----	1,444,286.46	-----	6 <sup>e</sup> -180,185.29
	2018-2022				5 <sup>f</sup> 2,060,174.58	-----	-----	573,480.84	-----	1,486,693.74
	2017-2021				819,292.16	-----	-----	676.94	-----	818,615.22
	2016-2020				5,365,920.02	-----	-----	71.01	-----	5,365,849.01
	2015-2019				51,194,149.13	-----	-51,100,926.74	93,222.39	-----	-----
	No Year				72,670.34	-----	-----	260,138.36	-----	6 <sup>e</sup> -187,468.02
Subtotal		019	1031	000	18,697,869,532.26	10,032,429,036.00	-100,000.00	10,848,212,740.67	108,311,743.31	17,773,674,084.28
Democracy Fund, State Fund Resources: Undisbursed Funds	2022-2027		019	1121	000	-----	-----	931,530.00	-----	931,530.00
	2021-2026				22,152.00	-----	1,607,830.00	-----	-----	1,629,982.00
	2024-2025				-----	205,200,000.00	-----	-----	-----	205,200,000.00
	2020-2025				2,581,247.92	-----	662,804.00	302,698.62	-----	2,941,353.30
	2023-2024				222,450,000.00	-----	-----	1,967,228.91	-----	220,482,771.09
	2019-2024				4,057,203.59	-----	483,134.00	2,198,757.46	-----	2,341,580.13
	2022-2023				213,866,273.60	-----	-931,530.00	67,100,685.86	-----	145,834,057.74
	2018-2023				1,669,744.05	-----	-----	740,267.11	-----	929,476.94
	2021-2022				133,783,103.16	-----	-1,607,830.00	62,378,504.11	-----	69,796,769.05
	2017-2022				253,782.85	-----	-----	163,835.68	-----	89,947.17
	2020-2021				56,982,743.98	-----	-662,804.00	34,646,783.78	-----	21,673,156.20
	2016-2021				219,759.25	-----	-----	114,324.47	-----	105,434.78
	2019-2020				17,206,517.37	-----	-483,134.00	10,817,474.22	-----	5,905,909.15
	2015-2020				46,213.06	-----	-----	-----	-----	46,213.06
	2018-2019				5,169,290.56	-----	143,732.62	542,601.33	4,770,421.85	-----
	2014-2019				318,872.48	-----	-----	-----	318,872.48	-----
Transfer To: US Agency for International Development	2022-2027	072	019	1121	000	-----	-----	116,184,133.50	-----	50,826,534.48
	2021-2026				47,258,210.57	-----	-----	33,710,975.46	-----	13,547,235.11
	2024-2025				-----	140,000,000.00	-----	-----	-----	140,000,000.00
	2020-2025				6,531,137.20	-----	-----	4,879,650.25	-----	1,651,486.95
	2023-2024				133,250,000.00	-----	-----	6,926,462.09	-----	126,323,537.91
	2022-2023				116,184,133.50	-----	-116,184,133.50	-----	-----	-----
	2018-2023				14,851.44	-----	704,631.98	46,187.60	-----	673,295.82

Footnotes at End of Chapter

## Appropriations, Outlays, and Balances - Continued

Appropriation or Fund Account  Title	Account Symbol				Balances, Beginning of Fiscal Year	Appropriations and Other Obligational Authority <sup>1</sup>	Transfers Borrowings and Investment (Net) <sup>2</sup>	Outlays (Net)	Balances Withdrawn and Other Transactions <sup>3</sup>	Balances, End of Fiscal Year	
	Period of Availability	ATA	AID	MAIN							SUB
	2021-2022				-----	-----	-----	-36,389.97	-----	36,389.97	
	2017-2022				2,214,205.29	-----	-----	1,295,136.83	-----	919,068.46	
	2020-2021				262.46	-----	-----	262.46	-----	-----	
	2016-2021				1,080,249.74	-----	-----	72,311.31	-----	1,007,938.43	
	2019-2020				3,153,907.78	-----	-----	1,202,068.41	-----	1,951,839.37	
	2015-2020				598,905.71	-----	-----	127,086.13	-----	471,819.58	
	2018-2019				2,181,174.91	-----	-848,364.60	1,332,810.31	-----	-----	
	Subtotal		019	1121	000	971,093,942.47	345,200,000.00	0.00	295,887,321.45	5,089,294.33	1,015,317,326.69
Migration and Refugee Assistance, State Fund Resources:											
Undisbursed Funds	2021-2022		019	1143	000	2,087,641.32	-----	-----	371,949.30	-----	1,715,692.02
	No Year					1,781,882,585.84	7,273,000,000.00	-----	4,614,576,320.88	-----	4,440,306,264.96
	Subtotal		019	1143	000	1,783,970,227.16	7,273,000,000.00	-----	4,614,948,270.18	-----	4,442,021,956.98
United States Bilateral Science and Technology Agreements, State Fund Resources:											
Undisbursed Funds	No Year		019	1151	000	24,278.47	-----	-----	-----	-----	24,278.47
Andean Counterdrug Programs, State Fund Resources:											
Undisbursed Funds	No Year		019	1154	000	1,822,525.90	-----	-----	-522.71	-----	1,823,048.61
Transfer To:											
United States Agency for International Development	No Year	072	019	1154	000	189,471.45	-----	-----	-----	-----	189,471.45
	Subtotal		019	1154	000	2,011,997.35	-----	-----	-522.71	-----	2,012,520.06
Enduring Welcome Administration and Support, State Fund Resources:											
Undisbursed Funds	No Year		019	1160	000	-----	-----	1,664,681,119.00	6,073,506.67	-----	1,658,607,612.33
Complex Crises Fund, Funds Appropriated to the President, Agency for International Development Fund Resources:											
Undisbursed Funds	No Year		072	1015	000	111,817,916.62	55,000,000.00	-----	64,436,260.63	-----	102,381,655.99
Transfer To:											
State	No Year	019	072	1015	000	3,730.00	-----	-----	-----	-----	3,730.00
	Subtotal		072	1015	000	111,821,646.62	55,000,000.00	-----	64,436,260.63	-----	102,385,385.99
<b>Special Fund Accounts</b>											
Fisherman's Protective Fund, Special Account, State Fund Resources:											
Undisbursed Funds	No Year		019	5116	000	630,948.81	-----	-----	-----	-----	630,948.81
Fishermen's Guaranty Fund, State Fund Resources:											
Undisbursed Funds	No Year		019	5121	000	2,747,861.55	-----	-----	-----	-----	2,747,861.55

Footnotes at End of Chapter

**Appropriations, Outlays, and Balances - Continued**

Appropriation or Fund Account  Title	Account Symbol				Balances, Beginning of Fiscal Year	Appropriations and Other Obligational Authority <sup>1</sup>	Transfers Borrowings and Investment (Net) <sup>2</sup>	Outlays (Net)	Balances Withdrawn and Other Transactions <sup>3</sup>	Balances, End of Fiscal Year	
	Period of Availability	ATA	AID	MAIN							SUB
International Center, Washington, D. C., State Fund Resources:											
Undisbursed Funds	No Year		019	5151	000	10,243,183.38	1,528,148.88	-6,638,492.16	671,202.92	-----	4,461,637.18
Unrealized Discount on Investments						-638,492.16	-----	-332,251.14	-----	-----	-970,743.30
Investments in US Treasury Securities						12,947,839.73	-----	6,970,743.30	-----	-----	19,918,583.03
Subtotal			019	5151	000	22,552,530.95	1,528,148.88	-----	671,202.92	-----	23,409,476.91
International Litigation Fund, State Fund Resources:											
Undisbursed Funds	No Year		019	5177	000	21,214,367.19	2,800,000.00	-----	4,119,571.05	-----	19,894,796.14
<b>Trust Fund Accounts</b>											
American Studies Endowment Fund, State Fund Resources:											
Undisbursed Funds	No Year		019	8166	000	42,710.83	-----	-----	-----	-----	42,710.83
Israeli Arab Scholarship Program, State Fund Resources:											
Undisbursed Funds	No Year		019	8271	000	871,111.84	70,766.26	-----	-----	-----	941,878.10
Unrealized Discount on Investments						-310,734.22	-----	-----	-----	-----	-310,734.22
Investments in US Treasury Securities						4,978,500.00	-----	-----	-----	-----	4,978,500.00
Subtotal			019	8271	000	5,538,877.62	70,766.26	-----	-----	-----	5,609,643.88
Eastern Europe Student Exchange Endowment Fund, State Fund Resources:											
Undisbursed Funds	No Year		019	8272	000	129,199.03	-----	-----	-----	-----	129,199.03
Center for Middle Eastern-Western Dialogue Trust Fund, State Fund Resources:											
Undisbursed Funds	No Year		019	8813	000	2,553,967.74	103,823.78	507,140.14	717,700.00	-----	2,447,231.66
Unrealized Discount on Investments						-315,793.02	-----	-3,094.06	-----	-----	-318,887.08
Investments in US Treasury Securities						9,398,473.61	-----	-504,046.08	-----	-----	8,894,427.53
Subtotal			019	8813	000	11,636,648.33	103,823.78	-----	717,700.00	-----	11,022,772.11
Eisenhower Exchange Fellowship Program Trust Fund Fund Resources:											
Undisbursed Funds	No Year		570	8276	000	210,592.73	334,690.45	-8,511.39	485,191.00	-----	51,580.79
Unrealized Discount on Investments						-94,486.63	-----	25,904.53	-----	-----	-68,582.10
Investments in US Treasury Securities						7,972,054.63	-----	-17,393.14	-----	-----	7,954,661.49
Subtotal			570	8276	000	8,088,160.73	334,690.45	-----	485,191.00	-----	7,937,660.18
Total, Other						31,401,473,285.12	19,844,566,465.37	459,119,119.00	19,893,773,603.77	187,501,431.35	31,623,883,834.37
<b>Deductions for Offsetting Receipts</b>											
Proprietary Receipts from the Public						-----	-5,587,541,614.35	-----	-5,590,102,433.45	-----	-----
Intrabudgetary Receipts Deducted by Agency						-----	-723,020,799.84	-----	-723,020,799.84	-----	-----
Total, Offsetting Receipts						-----	-6,310,562,414.19	-----	-6,313,123,233.29	-----	-----

Footnotes at End of Chapter

## Appropriations, Outlays, and Balances - Continued

Appropriation or Fund Account  Title	Account Symbol					Balances, Beginning of Fiscal Year	Appropriations and Other Obligational Authority <sup>1</sup>	Transfers Borrowings and Investment (Net) <sup>2</sup>	Outlays (Net)	Balances Withdrawn and Other Transactions <sup>3</sup>	Balances, End of Fiscal Year
	Period of Availability	ATA	AID	MAIN	SUB						
Total, Department of State						86,041,515,527.51	37,619,296,147.61	21,338,000.00	37,017,135,976.76	264,424,948.34	86,398,027,930.92
<b>Memorandum</b>											
<b>Financing Accounts</b>											
<b>Public Enterprise Funds</b>											
Repatriation Loans, Financing Account, State Fund Resources:											
Undisbursed Funds	No Year		019	4107	000	6,830,928.07	-----	-708,710.46	1,228,651.60	-----	4,893,566.01
Authority to Borrow from the Treasury						-----	2,387,003.54	-2,387,003.54	-----	-----	-----
Subtotal	Subtotal		019	4107	000	6,830,928.07	2,387,003.54	-3,095,714.00	1,228,651.60	-----	4,893,566.01
Total, Financing Accounts						6,830,928.07	2,387,003.54	-3,095,714.00	1,228,651.60	-----	4,893,566.01

Footnotes at End of Chapter

---

**Footnotes**

---

- 1 The amounts in this column, unless otherwise footnoted, represent appropriations, increases and rescissions in borrowing authority or new contract authority. Appropriation accounts with appropriation transfer activity are presented in Table 1 (Appropriations and Appropriation Transfers) at the end of this chapter.
- 2 The amounts in this column, unless otherwise footnoted, represent transfers - other than appropriation transfers, borrowings (gross), investments (net), unrealized discounts or funds held outside the Treasury.
- 3 The amounts in this column, unless otherwise footnoted, represent obligated balances canceled for fiscal year 2019 pursuant to 31 U.S.C. 1553 and adjustments to borrowing and contract authority.
- 4 Represents capital transfer to miscellaneous receipts.
- 5 The opening balance(s) of the following account(s) have been adjusted during the current fiscal year and do not agree with last year's closing balance(s):

<u>Account Symbol:(ATA, AID, POA, MAIN, SUB)</u>	<u>Adjustment</u>
019 X 5515 000 - Undi sbursed Funds	\$1,557,854.00
072 019 2022-2024 1031 000 - Undi sbursed Funds	-\$11,637,500.00
097 019 2023-2027 1031 000 - Undi sbursed Funds	\$9.96
097 019 2018-2022 1031 000 - Undi sbursed Funds	-\$9.96

- 6 Subject to disposition by the administrative agency.

# Appropriations, Outlays, and Balances - Continued

## Footnotes

Table 1 - Appropriations and Appropriation Transfers - Department of State

AID	ATA	Period of Availability	MAIN	Net Appropriations and Appropriation Transfers	Appropriation Amount	Net Appropriation Transfers	AID Involved	ATA Involved	Period of Availability Involved	MAIN Involved	Amount From or To (-)
011		2425	1022	0.00	1,775,000,000.00	-1,775,000,000.00	011	019	2425	1022	-1,775,000,000.00
019	011	2428	1031	8,443,475.00	0.00	8,443,475.00	019		2428	1031	8,443,475.00
019		X	0113	3,913,707,000.00	100,000,000.00	3,813,707,000.00	019		24	0113	3,813,707,000.00
019		24	0113	5,469,934,796.00	9,413,107,000.00	-3,943,172,204.00	019		X	0113	-3,813,707,000.00
							019		2425	0113	-129,909,454.00
							019		X	0522	444,250.00
019		2425	0113	239,909,454.00	110,000,000.00	129,909,454.00	019		24	0113	129,909,454.00
019		2428	0113	15,800,000.00	0.00	15,800,000.00	019		2428	1159	15,800,000.00
019		X	0522	57,440,750.00	58,885,000.00	-1,444,250.00	019		24	0113	-444,250.00
							019		24	0601	-1,000,000.00
019		24	0529	97,735,000.00	131,670,000.00	-33,935,000.00	019		2425	0529	-33,935,000.00
019		2425	0529	45,935,000.00	12,000,000.00	33,935,000.00	019		24	0529	33,935,000.00
019		2428	0529	500,000.00	0.00	500,000.00	019		2428	1159	500,000.00
019		24	0601	1,145,455.10	145,455.10	1,000,000.00	019		X	0522	1,000,000.00
019		2425	1031	1,979,036.00	3,985,450,000.00	-3,983,470,964.00	019		24	1005	1,979,036.00
							019	072	2425	1031	-3,985,450,000.00
019		2428	1031	4,728,595,925.00	6,045,000,000.00	-1,316,404,075.00	019	011	2428	1031	-8,443,475.00
							019	072	2428	1031	-571,780,842.00
							019	075	2428	1031	-693,652,553.00
							019	097	2428	1031	-42,527,205.00
019		24	1069	61,800,000.00	64,800,000.00	-3,000,000.00	019		2425	1069	-3,000,000.00
019		2425	1069	3,000,000.00	0.00	3,000,000.00	019		24	1069	3,000,000.00
019		2425	1121	205,200,000.00	345,200,000.00	-140,000,000.00	019	072	2425	1121	-140,000,000.00
019		24	1124	1,164,078,993.00	1,367,407,000.00	-203,328,007.00	019		2425	1124	-203,328,007.00
019		2425	1124	203,328,007.00	0.00	203,328,007.00	019		24	1124	203,328,007.00
019		24	1126	1,524,154,454.00	1,543,452,000.00	-19,297,546.00	019		2425	1126	-19,297,546.00
019		2425	1126	19,297,546.00	0.00	19,297,546.00	019		24	1126	19,297,546.00
019		X	1143	7,273,000,000.00	7,423,000,000.00	-150,000,000.00	072		X	1035	-150,000,000.00
019		2428	1159	0.00	100,000,000.00	-100,000,000.00	011		2428	1075	-17,000,000.00
							019		2428	0113	-15,800,000.00
							019		2428	0529	-500,000.00
							072		2428	1037	-66,700,000.00

**Footnotes**

Table 1 - Appropriations and Appropriation Transfers - Department of State

AID	ATA	Period of Availability	MAIN	Net Appropriations and Appropriation Transfers	Appropriation Amount	Net Appropriation Transfers	AID Involved	ATA Involved	Period of Availability Involved	MAIN Involved	Amount From or To (-)
011	019	2425	1022	1,775,000,000.00	0.00	1,775,000,000.00	011		2425	1022	1,775,000,000.00
019	072	2425	1031	3,985,450,000.00	0.00	3,985,450,000.00	019		2425	1031	3,985,450,000.00
019	072	2428	1031	571,780,842.00	0.00	571,780,842.00	019		2428	1031	571,780,842.00
019	072	2425	1121	140,000,000.00	0.00	140,000,000.00	019		2425	1121	140,000,000.00
019	075	2428	1031	693,652,553.00	0.00	693,652,553.00	019		2428	1031	693,652,553.00
019	097	2428	1031	42,527,205.00	0.00	42,527,205.00	019		2428	1031	42,527,205.00
Total				32,243,395,491.10	32,475,116,455.10	-231,720,964.00					-231,720,964.00



**This Page Left Blank Intentionally**

---

Appropriations, Outlays, and Balances - Continued

Appropriation or Fund Account  Title	Account Symbol				Balances, Beginning of Fiscal Year	Appropriations and Other Obligational Authority <sup>1</sup>	Transfers Borrowings and Investment (Net) <sup>2</sup>	Outlays (Net)	Balances Withdrawn and Other Transactions <sup>3</sup>	Balances, End of Fiscal Year	
	Period of Availability	ATA	AID	MAIN SUB							
<p align="center"><b>Department of Transportation</b> <b>Office of the Secretary</b> <b>General Fund Accounts</b></p>											
<p>Salaries and Expenses, Office of the Secretary, Transportation Fund Resources:</p>											
Undisbursed Funds	2024-2025		069	0102	000	-----	191,295,000.00	-----	146,415,127.42	-----	44,879,872.58
	2024					-----	-----	-----	-660,067.27	-----	660,067.27
	2023					38,273,105.51	-----	-----	27,259,048.33	-----	11,014,057.18
	2021-2023					221,391.20	-----	-----	221,391.20	-----	-----
	2022					7,437,063.23	-----	-----	867,319.44	-----	6,569,743.79
	2021-2022					50,004.75	-----	-----	-----	-----	50,004.75
	2021					8,002,334.95	-----	-----	102,857.29	-----	7,899,477.66
	2020					2,454,337.57	-----	-----	140.92	-----	2,454,196.65
	2019					1,979,250.98	-----	-----	-85,026.72	2,064,277.70	-----
	No Year					77,918,509.18	-----	2,700,650.00	-4,803,168.04	-----	85,422,327.22
	Subtotal		069	0102	000	136,335,997.37	191,295,000.00	2,700,650.00	169,317,622.57	2,064,277.70	158,949,747.10
<p>Aviation Manufacturing Payroll Support Program, Office of the Secretary, Transportation Fund Resources:</p>											
Undisbursed Funds	2021-2023		069	0110	000	9,354,492.69	-----	-----	930,220.18	-----	8,424,272.51
<p>Financial Management Capital, Office of the Secretary, Transportation Fund Resources:</p>											
Undisbursed Funds	2024-2025		069	0116	000	-----	5,000,000.00	-----	374,347.31	-----	4,625,652.69
	2023-2024					3,187,144.00	-----	-----	2,300,065.50	-----	887,078.50
	2022-2023					2,121,682.40	-----	-----	2,072,340.50	-----	49,341.90
	2021-2022					62,404.00	-----	-----	-----	-----	62,404.00
	2020-2021					12.80	-----	-----	-----	-----	12.80
	2018-2020					31,386.88	-----	-----	-----	-----	31,386.88
	No Year					1,226,414.33	-----	-----	-----	-----	1,226,414.33
	Subtotal		069	0116	000	6,629,044.41	5,000,000.00	-----	4,746,753.31	-----	6,882,291.10
<p>Office of Civil Rights, Office of the Secretary, Transportation Fund Resources:</p>											
Undisbursed Funds	2024		069	0118	000	-----	18,228,000.00	-----	10,876,336.03	-----	7,351,663.97
	2023					4,841,545.92	-----	-----	4,248,975.95	-----	592,569.97
	2022					667,460.75	-----	-----	331,517.55	-----	335,943.20
	2021					609,673.15	-----	-----	5,266.50	-----	604,406.65
	2020					574,200.92	-----	-----	-----	-----	574,200.92
	2019					484,673.37	-----	-----	-3,120.03	487,793.40	-----
	Subtotal		069	0118	000	7,177,554.11	18,228,000.00	-----	15,458,976.00	487,793.40	9,458,784.71

Footnotes at End of Chapter

## Appropriations, Outlays, and Balances - Continued

Appropriation or Fund Account  Title	Account Symbol				Balances, Beginning of Fiscal Year	Appropriations and Other Obligational Authority <sup>1</sup>	Transfers Borrowings and Investment (Net) <sup>2</sup>	Outlays (Net)	Balances Withdrawn and Other Transactions <sup>3</sup>	Balances, End of Fiscal Year
	Period of Availability	ATA	AID	MAIN						
Small and Disadvantaged Business Utilization and Outreach, Office of the Secretary, Transportation Fund Resources:										
Undisbursed Funds	2024-2025		069	0119	000	----- 5,330,000.00	-----	1,989,581.06	-----	3,340,418.94
	2023-2024					3,943,799.04	-----	3,279,680.55	-----	664,118.49
	2022-2023					332,359.25	-----	172,265.81	-----	160,093.44
	2021-2022					243,536.75	-----	4,207.69	-----	239,329.06
	2020-2021					252,742.02	-----	15,699.76	-----	237,042.26
	2019-2020					69,401.90	-----	-46,199.08	-----	115,600.98
	2018-2019					151,804.56	-----	-----	151,804.56	-----
	No Year					2,796,932.90	-----	196,465.38	-----	2,600,467.52
	Subtotal		069	0119	000	7,790,576.42	5,330,000.00	5,611,701.17	151,804.56	7,357,070.69
Transportation Planning, Research, and Development, Office of the Secretary, Transportation Fund Resources:										
Undisbursed Funds	2023-2024		069	0142	000	1,500,000.00	-----	825,441.41	-----	674,558.59
	2022-2023					2,500,000.00	-----	2,500,000.00	-----	-----
	2014-2019					111,195.20	-----	-----	111,195.20	-----
	No Year					52,133,886.84	20,926,000.00	22,538,201.50	-----	50,521,685.34
Transfer To:										
Transportation Planning, Research, and Development, Federal Highway Administration, Transportation	No Year	069	069	0142	005	11,665,000.00	2,943,000.00	24,423.47	-----	14,583,576.53
Transportation Planning, Research, and Development, Federal Railroad Administration, Transportation	No Year	069	069	0142	007	750,000.00	-----	-----	-----	750,000.00
Transportation Planning, Research, and Development, Federal Transit Administration, Transportation	No Year	069	069	0142	011	5,043,479.51	-----	624,480.30	-----	4,418,999.21
Transportation Planning, Research and Development, Federal Aviation Administration, Transportation	No Year	069	069	0142	013	2,249,000.00	500,000.00	194,910.46	-----	2,554,089.54
	Subtotal		069	0142	000	75,952,561.55	24,369,000.00	26,707,457.14	111,195.20	73,502,909.21
National Infrastructure Investments, Office of the Secretary, Transportation Fund Resources:										
Undisbursed Funds	2024-2027		069	0143	000	----- 543,603,392.87	543,603,392.87	-----	-----	543,603,392.87
	2023-2027					1,470,000,000.00	-----	-1,459,500,000.00	-----	10,500,000.00
	2023-2024					53,939,902.58	-----	-50,895,651.00	-----	3,044,251.58
	2021-2024					31,615,552.56	-543,603,392.87	512,063,481.99	613.15	75,028.53
	2020-2022					601,006.05	-----	23,675.52	-----	577,330.53
	2019-2021					618,356.67	-----	-----	-----	618,356.67
	2018-2020					21,714,181.92	-----	-----	-----	21,714,181.92
	2017-2020					6,055,521.33	-----	-----	-----	6,055,521.33
	2016-2019					1,562,854.00	-----	18,143,814.39	-459.85	19,707,128.24

Footnotes at End of Chapter

Appropriations, Outlays, and Balances - Continued

Appropriation or Fund Account  Title	Account Symbol				Balances, Beginning of Fiscal Year	Appropriations and Other Obligational Authority <sup>1</sup>	Transfers Borrowings and Investment (Net) <sup>2</sup>	Outlays (Net)	Balances Withdrawn and Other Transactions <sup>3</sup>	Balances, End of Fiscal Year
	Period of Availability	ATA	AID	MAIN						
	2013-2014				-----	-----	1.00	-----	1.00	-----
	No Year				1,764,000,000.00	18,895,651.00	-1,764,000,000.00	-----	-----	18,895,651.00
Transfer To:										
National Infrastructure Investments, Federal Highway Administration, Transportation	2024-2028	069	069	0143	005	-----	1,131,992,120.00	-----	-----	1,131,992,120.00
	2023-2027					-----	-----	1,046,094,378.00	-----	1,045,926,781.22
	2022-2026					1,018,899,540.00	-----	-----	19,613,304.04	999,286,235.96
	2023-2024					-----	-----	39,000,000.00	-----	39,000,000.00
	2021-2024					624,692,422.76	-----	-354,283,406.00	18,124,155.94	252,284,860.82
	2021-2022					210,888,700.72	-----	-----	62,700,879.93	148,187,820.79
	2020-2022					409,760,545.90	-----	-----	232,136,109.40	177,624,436.50
	2019-2021					91,441,920.92	-----	-----	35,314,862.32	56,127,058.60
	2018-2020					133,031,402.91	-----	-----	44,824,520.26	88,206,882.65
	2017-2020					58,712,875.45	-----	-----	34,306,862.69	24,406,012.76
	2016-2019					9,934,991.48	-----	-5,792,358.76	4,142,632.72	-----
	2013-2014					913,321.76	-----	-1.00	913,320.76	-----
	No Year					1,390,616,940.74	902,350,699.00	1,379,993,290.00	65,399,560.53	3,607,561,369.21
National Infrastructure Investments, Federal Railroad Administration, Transportation	2024-2028	069	069	0143	007	-----	6,105,592.00	-----	-----	6,105,592.00
	2023-2027					-----	-----	78,133,491.00	-----	78,133,491.00
	2022-2026					94,734,138.00	-----	-----	18,990,537.07	75,743,600.93
	2021-2024					71,153,799.69	-----	-31,134,131.00	2,036,880.66	37,982,788.03
	2021-2022					16,157,375.00	-----	-----	-----	16,157,375.00
	2020-2022					46,465,684.98	-----	-----	-----	46,465,684.98
	2019-2021					1,189,318.34	-----	-----	558,052.46	631,265.88
	2018-2020					42,234,221.97	-----	-----	9,857,418.71	32,376,803.26
	2017-2020					5,934,913.62	-----	-----	1,991,660.09	3,943,253.53
	2016-2019					9,904,267.35	-----	-22,360.35	9,881,907.00	-----
	No Year					145,376,513.00	76,224,349.00	204,275,651.00	-----	425,876,513.00
National Infrastructure Investments, Federal Transit Administration, Transportation	2024-2028	069	069	0143	011	-----	232,642,210.00	-----	-----	232,642,210.00
	2023-2027					-----	-----	327,272,131.00	1,252,000.00	326,020,131.00
	2022-2026					218,269,834.00	-----	-----	1,742,015.00	216,527,819.00
	2021-2024					183,892,805.39	-----	-88,667,327.80	2,201,176.17	93,024,301.42
	2021-2022					61,214,859.00	-----	-----	6,126,555.00	55,088,304.00
	2020-2022					92,182,668.09	-----	-----	40,207,040.33	51,975,627.76
	2019-2021					29,445,837.27	-----	-----	21,096,050.39	8,349,786.88
	2018-2020					52,159,249.31	-----	-----	14,901,834.00	37,257,415.31
	2017-2020					11,344,332.00	-----	-----	4,119,657.00	7,224,675.00

Footnotes at End of Chapter

## Appropriations, Outlays, and Balances - Continued

Appropriation or Fund Account  Title	Account Symbol				Balances, Beginning of Fiscal Year	Appropriations and Other Obligational Authority <sup>1</sup>	Transfers Borrowings and Investment (Net) <sup>2</sup>	Outlays (Net)	Balances Withdrawn and Other Transactions <sup>3</sup>	Balances, End of Fiscal Year	
	Period of Availability	ATA	AID	MAIN							SUB
	2016-2019				9,393,175.58	-----	-1,767,385.64	7,625,789.94	-----	-----	
	No Year				193,311,021.00	32,613,489.00	81,826,905.00	222,277.00	-----	307,529,138.00	
National Infrastructure Investments, Maritime Administration, Transportation	2024-2028	069	069	0143	017	99,260,078.00	-----	-----	-----	99,260,078.00	
	2023-2027					-----	8,000,000.00	-----	-----	8,000,000.00	
	2022-2026					138,096,488.00	-----	-----	-----	138,096,488.00	
	2023-2024					-----	11,895,651.00	-----	-----	11,895,651.00	
	2021-2024					76,455,039.68	-37,978,617.19	20,662,310.54	-----	17,814,111.95	
	2021-2022					10,400,000.00	-----	-----	-----	10,400,000.00	
	2020-2022					53,425,233.76	-----	555,573.05	-----	52,869,660.71	
	2019-2021					74,198,712.62	-----	15,799,584.27	-----	58,399,128.35	
	2018-2020					133,982,993.18	-----	76,048,518.34	-----	57,934,474.84	
	2017-2020					4,274,367.06	-----	2,486,075.83	-----	1,788,291.23	
	2016-2019					16,521,582.90	-10,561,709.64	5,959,873.26	-----	-----	
	No Year					25,455,000.00	288,015,812.00	97,904,154.00	-----	411,374,966.00	
	Subtotal		069	0143	000	9,116,173,468.54	2,788,100,000.00	0.00	781,990,420.30	19,707,129.24	11,102,575,919.00
New Headquarters Building, Office of the Secretary, Transportation Fund Resources:											
Undisbursed Funds	No Year		069	0147	000	112,868.89	-----	-----	-----	112,868.89	
General Fund Payment To National Surface Transportation and Innovative Finance Bureau Highway Trust Fund Account, Upward Reestimates, Office of Secretary, Transportation Fund Resources:											
Undisbursed Funds	No Year		069	0149	000	0.01	1,328,217,711.72	-----	1,328,217,711.72	-----	0.01
Minority Business Resource Center Program, Office of the Secretary, Transportation Fund Resources:											
Undisbursed Funds	2019		069	0155	000	137,766.22	-----	-----	137,766.22	-----	
Cyber Security Initiatives, Office of the Secretary, Transportation Fund Resources:											
Undisbursed Funds	2024-2025		069	0159	000	-----	49,000,000.00	-----	10,940,574.44	-----	38,059,425.56
	2023-2024					44,935,965.12	-----	-----	26,571,557.61	-----	18,364,407.51
	2022-2023					12,910,953.58	-----	-----	11,813,209.02	-----	1,097,744.56
	2021-2022					836,960.92	-----	-----	156,158.62	-----	680,802.30
	2020-2021					117,804.68	-----	-----	-----	117,804.68	
	2019-2020					154,693.69	-----	-----	-----	154,693.69	
	2018-2019					19,518.90	-----	-34,825.77	54,344.67	-----	
	Subtotal		069	0159	000	58,975,896.89	49,000,000.00	-----	49,446,673.92	54,344.67	58,474,878.30
Thriving Communities, Office of the Secretary, Transportation Fund Resources:											
Undisbursed Funds	2023-2025		069	0162	000	25,000,000.00	-----	-----	52,157.75	-----	24,947,842.25

Footnotes at End of Chapter

Appropriations, Outlays, and Balances - Continued

Appropriation or Fund Account  Title	Account Symbol				Balances, Beginning of Fiscal Year	Appropriations and Other Obligational Authority <sup>1</sup>	Transfers Borrowings and Investment (Net) <sup>2</sup>	Outlays (Net)	Balances Withdrawn and Other Transactions <sup>3</sup>	Balances, End of Fiscal Year	
	Period of Availability	ATA	AID	MAIN							SUB
	2022-2024				23,448,655.52	-----	-----	7,324,593.18	-----	16,124,062.34	
	Subtotal		069	0162	000	-----	-----	7,376,750.93	-----	41,071,904.59	
National Surface Transportation and Innovative Finance Bureau, Transportation Fund Resources:											
Undisbursed Funds	2024-2027		069	0170	000	-----	-----	-----	-----	10,000,000.00	
	No Year				19,740,617.71	9,558,000.00	-----	10,246,570.78	-----	19,052,046.93	
	Subtotal		069	0170	000	-----	-----	10,246,570.78	-----	29,052,046.93	
Research and Technology, Office of the Secretary, Transportation Fund Resources:											
Undisbursed Funds	2022-2026		069	1730	000	-----	-----	-12,000,000.00	-----	12,000,000.00	
	2024				-----	26,540,000.00	-----	18,939,805.53	-----	7,600,194.47	
	2023				1,200,086.25	-----	-----	918,249.01	-----	281,837.24	
	2022				346,900.76	-----	-----	23,573.39	-----	323,327.37	
	2021				138,655.15	-----	-----	113,785.45	-----	24,869.70	
	2019-2021				64,143.92	-----	-----	-----	-----	64,143.92	
	2020				321,112.88	-----	-----	307,126.88	-----	13,986.00	
	2018-2020				351,913.53	-----	-----	-----	-----	351,913.53	
	2019				104,383.23	-----	-----	63,354.31	41,028.92	-----	
	2017-2019				3,050,312.96	-----	-----	2,993,178.83	57,134.13	-----	
	No Year				87,841,627.35	22,500,000.00	-----	33,154,072.44	-----	77,187,554.91	
	Subtotal		069	1730	000	-----	-----	44,513,145.84	98,163.05	97,847,827.14	
Transportation Demonstration Program, Office of the Secretary, Transportation Fund Resources:											
Transfer To:											
Transportation Demonstration Program, Federal Aviation Administration, Transportation	No Year	069	069	1731	013	62,000,000.00	-----	16,907,320.43	-----	45,092,679.57	
Transportation Demonstration Program, Maritime Administration, Transportation	No Year	069	069	1731	017	38,000,000.00	-----	-----	-----	38,000,000.00	
	Subtotal		069	1731	000	-----	-----	16,907,320.43	-----	83,092,679.57	
Operational Support, Office of the Secretary, Transportation Fund Resources:											
Undisbursed Funds	No Year		069	1732	000	160,490,675.93	82,971,206.82	-30,217,430.64	20,963,542.46	-----	192,280,909.65
Transfer To:											
Operational Support, Federal Highway Administration, Transportation	No Year	069	069	1732	005	18,130,268.47	12,184,793.18	24,043,713.82	29,647,068.90	-----	24,711,706.57
Operational Support, Federal Railroad Administration, Transportation	No Year	069	069	1732	007	36,100.00	-----	1,020,900.00	-----	72,100.00	
Operational Support, Federal Transit Administration,	No Year	069	069	1732	011	-----	-----	2,848,395.00	-----	2,748,534.44	

Footnotes at End of Chapter

## Appropriations, Outlays, and Balances - Continued

Appropriation or Fund Account	Account Symbol					Balances, Beginning of Fiscal Year	Appropriations and Other Obligational Authority <sup>1</sup>	Transfers Borrowings and Investment (Net) <sup>2</sup>	Outlays (Net)	Balances Withdrawn and Other Transactions <sup>3</sup>	Balances, End of Fiscal Year
Title	Period of Availability	ATA	AID	MAIN	SUB						
Transportation Operational Support, Maritime Administration, Transportation	No Year	069	069	1732	017	-----	-----	2,304,421.82	344,138.27	-----	1,960,283.55
Subtotal			069	1732	000	178,657,044.40	95,156,000.00	0.00	52,039,510.19	-----	221,773,534.21
National Culvert Removal, Replacement, and Restoration Grant Program, Office of the Secretary, Transportation Fund Resources:											
Undisbursed Funds	No Year		069	1733	000	392,000,000.00	196,000,000.00	-195,877,357.52	-----	-----	392,122,642.48
Transfer To:											
National Culvert Removal, Replacement, and Restoration Grant Program, Federal Highway Administration, Transportation	No Year	069	069	1733	005	-----	-----	195,877,357.52	4,672.66	-----	195,872,684.86
Subtotal			069	1733	000	392,000,000.00	196,000,000.00	-----	4,672.66	-----	587,995,327.34
Strengthening Mobility and Revolutionizing Transportation Grant Program, Office of the Secretary, Transportation Fund Resources:											
Undisbursed Funds	No Year		069	1734	000	196,000,000.00	98,000,000.00	-----	10,632,200.51	-----	283,367,799.49
Safe Streets and Roads for All, Office of the Secretary, Transportation Fund Resources:											
Undisbursed Funds	No Year		069	1735	000	1,157,278,981.46	188,119,276.00	-1,149,728,597.00	-----	-----	195,669,660.46
Transfer To:											
Safe Streets and Roads for All, Federal Highway Administration, Transportation	No Year	069	069	1735	005	802,703,413.27	791,880,724.00	1,149,728,597.00	33,348,076.75	-----	2,710,964,657.52
Subtotal			069	1735	000	1,959,982,394.73	980,000,000.00	-----	33,348,076.75	-----	2,906,634,317.98
Asset Concessions and Innovative Finance Assistance, Office of the Secretary, Transportation Fund Resources:											
Undisbursed Funds	No Year		069	1736	000	38,860,000.00	18,860,000.00	-----	-----	-----	57,720,000.00
Rural and Tribal Infrastructure Advancement, Office of the Secretary, Transportation Fund Resources:											
Undisbursed Funds	2024-2026		069	2820	000	-----	25,000,000.00	-----	-----	-----	25,000,000.00
<b>Special Fund Accounts</b>											
Essential Air Service and Rural Airport Improvement Fund, Office of the Secretary, Transportation Fund Resources:											
Undisbursed Funds	2021		069	5423	000	38,140.00	-----	-----	-----	-----	38,140.00
	No Year					139,542,402.18	158,777,857.15	-4,745.43	194,134,170.35	-----	104,181,343.55
Subtotal			069	5423	000	139,580,542.18	158,777,857.15	-4,745.43	194,134,170.35	-----	104,219,483.55
<b>Intragovernmental Funds</b>											
Working Capital Fund, Transportation Fund Resources:											
Undisbursed Funds	No Year		069	4520	000	240,236,926.00	-----	-----	-25,804,903.18	-----	266,041,829.18

Footnotes at End of Chapter

Appropriations, Outlays, and Balances - Continued

Appropriation or Fund Account  Title	Account Symbol				Balances, Beginning of Fiscal Year	Appropriations and Other Obligational Authority <sup>1</sup>	Transfers Borrowings and Investment (Net) <sup>2</sup>	Outlays (Net)	Balances Withdrawn and Other Transactions <sup>3</sup>	Balances, End of Fiscal Year		
	Period of Availability	ATA	AID	MAIN							SUB	
Working Capital Fund, Transportation Systems Center, Transportation Fund Resources: Undisbursed Funds	No Year		069	4522	000	382,121,679.39	-----	-----	-27,789,123.37	-----	409,910,802.76	
<b>Trust Fund Accounts</b>												
Payment to Air Carriers, Office of the Secretary, Transportation Fund Resources: Undisbursed Funds	No Year		069	8304	000	83,189,914.70	348,554,000.00	-----	373,009,167.30	-----	58,734,747.40	
National Surface Transportation Finance Bureau, Highway Trust Fund Account, Transportation Fund Resources: Undisbursed Funds	No Year		069	8634	000	31,849,787.87	1,338,217,711.72	-----	1,354,033,930.59	-----	16,033,569.00	
Total, Office of the Secretary						13,322,726,925.63	7,736,703,280.59		2,695,904.57	4,425,079,026.09	22,812,474.04	16,614,234,610.66
<b>Federal Aviation Administration</b>												
<b>General Fund Accounts</b>												
Operations, Federal Aviation Administration, Transportation Fund Resources: Undisbursed Funds	2024-2025		069	1301	000	-----	636,477,000.00	-----	-652,324,290.95	-----	1,288,801,290.95	
	2023-2024					1,576,094,132.35	-----	-----	1,474,555,124.62	-----	101,539,007.73	
	2022-2023					155,762,778.48	-----	-----	79,566,399.39	-----	76,196,379.09	
	2021-2022					56,441,812.25	-----	-----	15,616,755.82	-----	40,825,056.43	
	2020-2021					35,385,714.11	-----	-----	15,851,863.11	-----	19,533,851.00	
	2019-2020					21,181,735.03	-----	-----	1,659,193.76	-----	19,522,541.27	
	2018-2019					27,721,865.97	-----	-----	6,363,593.27	21,358,272.70	-----	
	No Year					91,317,306.53	-----	2,440,000.00	5,759,646.57	-----	87,997,659.96	
	Subtotal		069	1301	000	1,963,905,344.72	636,477,000.00	2,440,000.00	947,048,285.59	21,358,272.70	1,634,415,786.43	
Facilities and Equipment, Federal Aviation Administration, Transportation Fund Resources: Undisbursed Funds	2022-2024		069	1308	000	12,449,775.83	-----	-----	8,248,532.15	-----	4,201,243.68	
	No Year					1,704,164,174.40	1,000,000,000.00	-----	396,403,356.11	-----	2,307,760,818.29	
	Subtotal		069	1308	000	1,716,613,950.23	1,000,000,000.00	-----	404,651,888.26	-----	2,311,962,061.97	
Airport Terminal Program, Federal Aviation Administration, Transportation Fund Resources: Undisbursed Funds	2024-2028		069	1337	000	-----	999,000,000.00	-----	20,619,154.60	-----	978,380,845.40	
	2023-2027					986,435,786.96	-----	-----	232,266,394.99	-----	754,169,391.97	
	2022-2026					803,293,595.65	-----	-----	342,576,563.08	-----	460,717,032.57	
	Subtotal		069	1337	000	1,789,729,382.61	999,000,000.00	-----	595,462,112.67	-----	2,193,267,269.94	
Airport Infrastructure Grants, Federal Aviation Administration,												

Footnotes at End of Chapter



## Appropriations, Outlays, and Balances - Continued

Appropriation or Fund Account  Title	Account Symbol				Balances, Beginning of Fiscal Year	Appropriations and Other Obligational Authority <sup>1</sup>	Transfers Borrowings and Investment (Net) <sup>2</sup>	Outlays (Net)	Balances Withdrawn and Other Transactions <sup>3</sup>	Balances, End of Fiscal Year
	Period of Availability	ATA	AID	MAIN						
Transportation Fund Resources: Undisbursed Funds	2024-2028		069	1338	000	----- 2,999,000,000.00	----- -----	60,776,856.37	----- -----	2,938,223,143.63
	2023-2027					2,973,549,807.55	----- -----	289,142,657.35	----- -----	2,684,407,150.20
	2022-2026					2,750,796,290.04	----- -----	718,528,909.79	----- -----	2,032,267,380.25
	Subtotal		069	1338	000	5,724,346,097.59	----- 2,999,000,000.00	1,068,448,423.51	----- -----	7,654,897,674.08
Research, Engineering, and Development, Federal Aviation Administration, Transportation Fund Resources: Undisbursed Funds	2022-2026		069	1339	000	296,840,653.63	----- -----	865,388.81	----- -----	295,975,264.82
Relief for Airports, Federal Aviation Administration, Transportation Fund Resources: Undisbursed Funds	2021-2024		069	2815	000	1,491,714,571.27	----- -----	1,059,320,321.45	----- -----	432,394,249.82
Emergency FAA Employee Leave Fund, Federal Aviation Administration, Transportation Fund Resources: Undisbursed Funds	2021-2022		069	2816	000	7,857,190.64	----- -----	----- -----	----- -----	7,857,190.64
Grants-in-Aid for Airports, Federal Aviation Administration, Transportation Fund Resources: Undisbursed Funds	2024-2026		069	2819	000	----- 557,076,159.00	532,392,074.00	----- 1,047,224.68	----- -----	531,344,849.32
	2023-2025					527,748,573.86	----- -----	34,655,302.13	----- -----	522,420,856.87
	2022-2024					1,084,824,732.86	----- 532,392,074.00	75,387,235.18	----- -----	452,361,338.68
	Subtotal		069	2819	000	----- -----	----- -----	111,089,761.99	----- -----	1,506,127,044.87
<b>Special Fund Accounts</b>										
Aviation User Fees, Federal Aviation Administration, Transportation Fund Resources: Undisbursed Funds	No Year		069	5422	000	14,643,213.54	1,233,685.81	4,745.43	733,238.71	----- 15,148,406.07
<b>Public Enterprise Funds</b>										
Aviation Insurance Revolving Fund, Transportation Fund Resources: Undisbursed Funds	No Year		069	4120	000	5,224,155.12	----- -----	-89,261,939.50	-91,848,171.82	----- 7,810,387.44
Unrealized Discount on Investments						-46,433,966.90	----- -----	14,051,482.67	----- -----	-32,382,484.23
Investments in US Treasury Securities						2,456,437,671.82	----- -----	75,210,456.83	----- -----	2,531,648,128.65
	Subtotal		069	4120	000	2,415,227,860.04	----- -----	----- -91,848,171.82	----- -----	2,507,076,031.86
<b>Intragovernmental Funds</b>										
Administrative Services Franchise Fund, Federal Aviation Administration, Transportation Fund Resources: Undisbursed Funds	No Year		069	4562	000	501,884,515.08	----- -----	----- -----	-61,767,633.56	----- 563,652,148.64
<b>Trust Fund Accounts</b>										

Footnotes at End of Chapter

Appropriations, Outlays, and Balances - Continued

Appropriation or Fund Account  Title	Account Symbol				Balances, Beginning of Fiscal Year	Appropriations and Other Obligational Authority <sup>1</sup>	Transfers Borrowings and Investment (Net) <sup>2</sup>	Outlays (Net)	Balances Withdrawn and Other Transactions <sup>3</sup>	Balances, End of Fiscal Year	
	Period of Availability	ATA	AID	MAIN							SUB
Airport and Airway Trust Fund - Treasury Managed, Transportation Fund Resources:											
Undisbursed Funds	No Year		069	8103	000	789,749,550.23	<sup>4</sup> 27,891,201.79	-42,839,121.53	<sup>4</sup> 312.00	-----	774,801,318.49
Investments in US Treasury Securities						16,600,788,000.00	-----	76,197,000.00	-----	-----	16,676,985,000.00
Subtotal			069	8103	000	17,390,537,550.23	27,891,201.79	33,357,878.47	312.00	-----	17,451,786,318.49
Operations, Airport and Airway Trust Fund, Federal Aviation Administration, Transportation Fund Resources:											
Undisbursed Funds	2024-2025		069	8104	000	-----	11,672,874,481.00	-----	11,672,874,481.00	-----	-----
Grants-In-Aid for Airports, Liquidation of Contract Authorization, Airport and Airway Trust Fund, Federal Aviation Administration, Transportation Fund Resources:											
Undisbursed Funds	2021-2023		069	8106	000	187,652,518.57	-----	-----	99,143,593.65	-----	88,508,924.92
	2020-2022					82,368,701.66	-----	-----	32,904,603.17	-----	49,464,098.49
	2021					137,215,330.59	-----	-----	70,647,784.02	-----	66,567,546.57
	2019-2021					54,710,784.58	-----	-----	16,962,564.06	-----	37,748,220.52
	2018-2020					95,230,026.26	-----	-----	15,417,961.77	-----	79,812,064.49
	No Year					833,653,084.49	3,320,000,000.00	-----	3,833,495,585.38	-----	320,157,499.11
Unfunded Contract Authority						<sup>5</sup> 4,164,327,748.78	<sup>6</sup> -----	-----	-----	-----	4,164,327,748.78
Subtotal			069	8106	000	5,555,158,194.93	3,320,000,000.00	-----	4,068,572,092.05	-----	4,806,586,102.88
Facilities and Equipment, Airport and Airway Trust Fund, Federal Aviation Administration, Transportation Fund Resources:											
Undisbursed Funds	2024-2028		069	8107	000	-----	3,325,000.00	-----	1,614,314.99	-----	1,710,685.01
	2023-2027					3,037,058.90	47,000,000.00	-----	46,790,495.82	-----	3,246,563.08
	2024-2026					-----	512,000,000.00	-----	477,584,474.27	-----	34,415,525.73
	2022-2026					884,706.41	18,000,000.00	-----	16,760,059.31	-----	2,124,647.10
	2024-2025					-----	573,000,000.00	-----	546,205,882.74	-----	26,794,117.26
	2023-2025					25,390,840.54	985,000,000.00	-----	954,870,406.57	-----	55,520,433.97
	2023-2024					32,735,172.28	17,500,000.00	-----	49,244,753.21	-----	990,419.07
	2022-2024					27,503,810.51	525,000,000.00	-----	510,761,093.74	-----	41,742,716.77
	2022-2023					1,220,661.83	-----	-----	538,895.92	-----	681,765.91
	2021-2023					35,616,021.64	235,000,000.00	-----	243,434,244.76	-----	27,181,776.88
	2021-2022					927,994.81	-----	-----	897.86	-----	927,096.95
	2020-2022					21,196,732.40	44,000,000.00	-----	62,423,659.18	-----	2,773,073.22
	2020-2021					1,281,954.43	-----	-----	42,226.39	-----	1,239,728.04
	2019-2021					4,725,413.53	66,500,000.00	-----	65,259,400.86	-----	5,966,012.67
	2019-2020					1,575,841.52	-----	-----	161.76	-----	1,575,679.76
	2018-2020					3,046,030.43	24,750,000.00	-----	24,088,123.04	-----	3,707,907.39
	2018-2019					1,484,573.90	-----	-1,493,187.48	-8,613.58	-----	-----
	2017-2019					1,369,210.43	35,127,396.00	-29,781,043.83	6,715,562.60	-----	-----

Footnotes at End of Chapter

## Appropriations, Outlays, and Balances - Continued

Appropriation or Fund Account  Title	Account Symbol				Balances, Beginning of Fiscal Year	Appropriations and Other Obligational Authority <sup>1</sup>	Transfers Borrowings and Investment (Net) <sup>2</sup>	Outlays (Net)	Balances Withdrawn and Other Transactions <sup>3</sup>	Balances, End of Fiscal Year
	Period of Availability	ATA	AID	MAIN SUB						
	No Year				158,491,113.61	90,335,206.48	-----	79,964,907.10	7 1,593,406.91	167,268,006.08
	Subtotal		069	8107	320,487,137.17	3,176,537,602.48	-31,274,231.31	3,086,290,946.54	1,593,406.91	377,866,154.89
Research, Engineering and Development, Airport and Airway Trust Fund, Federal Aviation Administration, Transportation Fund Resources:										
Undisbursed Funds	2024-2026		069	8108	-----	53,500,000.00	-----	47,956,665.00	-----	5,543,335.00
	2023-2025				4,268,846.84	56,500,000.00	-----	55,340,274.96	-----	5,428,571.88
	2022-2024				4,711,483.64	73,000,000.00	-----	71,391,338.44	-----	6,320,145.20
	2021-2023				3,355,542.61	36,000,000.00	-----	34,836,533.71	-----	4,519,008.90
	2020-2022				3,413,374.69	16,000,000.00	-----	16,861,048.86	-----	2,552,325.83
	2019-2021				2,581,311.31	4,800,000.00	-----	5,452,135.63	-----	1,929,175.68
	2018-2020				1,063,378.47	2,900,000.00	-----	2,385,133.34	-----	1,578,245.13
	2017-2019				2,198,112.92	-----	-2,083,647.16	114,465.76	-----	-----
	No Year				17,762,358.62	-----	-----	323,138.89	-----	17,439,219.73
	Subtotal		069	8108	39,354,409.10	242,700,000.00	-2,083,647.16	234,660,734.59	-----	45,310,027.35
Total, Federal Aviation Administration					40,313,124,803.64	24,608,106,045.08	2,444,745.43	23,096,402,181.79	22,951,679.61	41,804,321,732.75
<b>Federal Highway Administration</b>										
<b>General Fund Accounts</b>										
Emergency Relief Program, Federal Highway Administration, Transportation Fund Resources:										
Undisbursed Funds	No Year		069	0500	3,359,695,558.34	-----	-13,960,236.58	1,072,590,772.08	-----	2,273,144,549.68
Transfer To:										
Forest Service, Agriculture	No Year	012	069	0500	79,689,255.77	-----	1,127,658.28	19,928,923.85	-----	60,887,990.20
National Park Service, Interior	No Year	014	069	0500	6,748,990.01	-----	8,123,737.06	2,537,977.38	-----	12,334,749.69
Bureau of Land Management, Interior	No Year	014	069	0500	495,693.53	-----	-----	-----	-----	495,693.53
U.S. Fish & Wildlife Service, Interior	No Year	014	069	0500	5,135,122.80	-----	1,522,979.00	353,371.80	-----	6,304,730.00
Bureau of Indian Affairs, Interior	No Year	014	069	0500	3,180,910.44	-----	-----	778,840.06	-----	2,402,070.38
Corps of Engineers	No Year	096	069	0500	7,454,478.91	-----	3,185,862.24	420,866.25	-----	10,219,474.90
	Subtotal		069	0500	3,462,400,009.80	-----	0.00	1,096,610,751.42	-----	2,365,789,258.38
Surface Transportation Projects, Federal Highway Administration, Transportation Fund Resources:										
Undisbursed Funds	No Year		069	0505	1,020,881.18	-183.98	-----	14,112.09	-----	1,006,585.11
Surface Transportation Priorities, Federal Highway Administration, Transportation Fund Resources:										
Undisbursed Funds	No Year		069	0538	68,718,918.24	-48,346,377.35	-----	5,425,449.99	-----	14,947,090.90
Highway Beautification, Federal Highway Administration, Transportation Fund Resources:										
Undisbursed Funds	No Year		069	0540	9,264.22	-9,264.22	-----	-----	-----	-----

Footnotes at End of Chapter

Appropriations, Outlays, and Balances - Continued

Appropriation or Fund Account  Title	Account Symbol				Balances, Beginning of Fiscal Year	Appropriations and Other Obligational Authority <sup>1</sup>	Transfers Borrowings and Investment (Net) <sup>2</sup>	Outlays (Net)	Balances Withdrawn and Other Transactions <sup>3</sup>	Balances, End of Fiscal Year	
	Period of Availability	ATA	AID	MAIN							SUB
TIFIA General Fund Program Account, Office of the Secretary, Transportation Fund Resources: Undisbursed Funds	No Year		069	0542	000	270,520.97	-----	-----	-----	270,520.97	
Highway Infrastructure Programs, Federal Highway Administration, Transportation Fund Resources: Undisbursed Funds	2024-2027		069	0548	000	-----	9,921,440,016.07	-----	264,109,532.24	-----	9,657,330,483.83
	2023-2026					10,961,058,309.52	-----	-37,259,743.13	1,295,543,047.60	-----	9,628,255,518.79
	2022-2025					8,958,669,595.45	-----	-48,210,292.41	1,816,161,204.04	-----	7,094,298,099.00
	2021-2024					4,271,460,307.69	-----	-1,499,457.00	1,855,792,528.93	-----	2,414,168,321.76
	2020-2023					646,864,968.75	-----	-----	345,203,610.75	-----	301,661,358.00
	2019-2022					684,949,229.61	-----	-----	310,429,221.82	-----	374,520,007.79
	2018-2021					277,838,248.99	-----	-----	81,348,297.85	-----	196,489,951.14
	No Year					3,329,539,091.34	1,582,840,000.00	-85,339,120.40	235,903,112.10	-----	4,591,136,858.84
Transfer To:											
Nationally Significant Federal Lands and Tribal Projects, Highway Infrastructure Programs	2021-2024	014	069	0548	010	12,132,197.30	-----	-----	11,910,662.30	-----	221,535.00
	2020-2023					17,656,556.48	-----	-----	14,532,758.14	-----	3,123,798.34
	No Year					3,878,106.30	-----	635,328.00	3,581,602.33	-----	931,831.97
Tribal Transportation Facility Bridge Program	2024-2027	014	069	0548	020	-----	102,565,391.93	-----	27,061,504.50	-----	75,503,887.43
	2023-2026					6,940,000.00	-----	29,259,743.13	6,713,692.35	-----	29,486,050.78
	2022-2025					8,631,553.47	-----	6,868,798.41	9,293,813.32	-----	6,206,538.56
	2021-2024					8,469,973.26	-----	-----	1,455,700.38	-----	7,014,272.88
	No Year					-----	-----	224,676.40	224,676.40	-----	-----
Highway Infrastructure Programs, Office of the Secretary, Transportation	No Year	069	069	0548	001	38,196,266.43	18,715,000.00	-----	3,957,922.70	-----	52,953,343.73
Highway Infrastructure Programs, Federal Railroad Administration, Transportation	2023-2026	069	069	0548	007	-----	-----	5,000,000.00	-----	-----	5,000,000.00
	2022-2025					-----	-----	25,000,000.00	-----	-----	25,000,000.00
Highway Infrastructure Programs, Maritime Administration, Transportation	2022-2025	069	069	0548	017	-----	-----	15,341,494.00	-----	-----	15,341,494.00
NATIONAL ELECTRIC VEHICLE PROGRAM-JOINT OFFICE	No Year	089	069	0548	000	176,139,257.68	-----	-----	44,304,058.44	-----	131,835,199.24
Subtotal			069	0548	000	29,402,423,662.27	11,625,560,408.00	-89,978,573.00	6,327,526,946.19	-----	34,610,478,551.08
State Infrastructure Banks, Federal Highway Administration, Transportation Fund Resources: Undisbursed Funds	No Year		069	0549	000	1,375,400.00	-1,375,400.00	-----	-----	-----	-----
Delta Regional Transportation Development Program, Federal Highway											

Footnotes at End of Chapter

## Appropriations, Outlays, and Balances - Continued

Appropriation or Fund Account  Title	Account Symbol				Balances, Beginning of Fiscal Year	Appropriations and Other Obligational Authority <sup>1</sup>	Transfers Borrowings and Investment (Net) <sup>2</sup>	Outlays (Net)	Balances Withdrawn and Other Transactions <sup>3</sup>	Balances, End of Fiscal Year
	Period of Availability	ATA	AID	MAIN						
Administration, Transportation Fund Resources: Undisbursed Funds	No Year		069	0551	000	1,839,129.40	-1,839,129.40	-----	-----	-----
Railroad-Highway Crossings Demonstration Projects, Federal Highway Administration, Transportation Fund Resources: Undisbursed Funds	No Year		069	0557	000	90,435.00	-90,435.00	-----	-----	-----
Interstate Transfer Grants-Highways, Federal Highway Administration, Transportation Fund Resources: Undisbursed Funds	No Year		069	0560	000	5,211,248.53	-5,211,248.53	-----	-----	-----
Kentucky Bridge Project, Federal Highway Administration, Transportation Fund Resources: Undisbursed Funds	No Year		069	0572	000	133,231.12	-133,231.12	-----	-----	-----
Highway Demonstration Projects, Preliminary Engineering, Federal Highway Administration, Transportation Fund Resources: Undisbursed Funds	No Year		069	0583	000	733,429.56	-2,887.56	-----	-----	730,542.00
Turquoise Trail Project, Federal Highway Administration, Transportation Fund Resources: Transfer To: Interior, Bureau of Indian Affairs	No Year	014	069	0592	020	1,059,636.43	-----	-----	-----	1,059,636.43
Highway Demonstration Projects, Federal Highway Administration, Transportation Fund Resources: Undisbursed Funds	No Year		069	0598	000	865,465.76	-149,083.06	-----	-959.59	717,342.29
Appalachian Development System, Federal Highway Administration, Transportation Fund Resources: Undisbursed Funds	No Year		069	0640	000	14,335,425.44	-11,064,579.57	-----	337,020.97	2,933,824.90
Miscellaneous Highway Project, Federal Highway Administration, Transportation Fund Resources: Undisbursed Funds	No Year		069	0641	000	118,173.43	-68,438.40	-----	49,735.03	-----
Arkansas I-69 Connector, Federal Highway Administration, Transportation Fund Resources: Undisbursed Funds	No Year		069	0644	000	8,363,313.00	-----	-----	-----	8,363,313.00
Neighborhood Access and Environmental Programs, Federal Highway Administration, Transportation Fund Resources: Undisbursed Funds	2022-2026		069	0647	000	5,304,500,000.00	-----	-----	17,324,860.31	5,287,175,139.69
<b>Trust Fund Accounts</b>										

Appropriations, Outlays, and Balances - Continued

Appropriation or Fund Account  Title	Account Symbol				Balances, Beginning of Fiscal Year	Appropriations and Other Obligational Authority <sup>1</sup>	Transfers Borrowings and Investment (Net) <sup>2</sup>	Outlays (Net)	Balances Withdrawn and Other Transactions <sup>3</sup>	Balances, End of Fiscal Year	
	Period of Availability	ATA	AID	MAIN							SUB
Trust Fund Share of Other Highway Programs, Federal Highway Administration, Transportation Fund Resources: Undisbursed Funds	No Year		069	8009	000	302,094.56	-----	-----	-----	302,094.56	
Advances from State Cooperating Agencies, Foreign Governments, and Other Federal Agencies, Federal Highway Administration, Transportation Fund Resources: Undisbursed Funds	No Year		069	8054	000	26,298,660.45	9,410,414.63	-----	6,831,163.05	-----	28,877,912.03
Bridge Capacity Improvement, Federal Highway Administration, Transportation Fund Resources: Undisbursed Funds	No Year		069	8057	000	392,111.54	-----	-----	-----	392,111.54	
Miscellaneous Highway Project, Federal Highway Administration, Transportation Fund Resources: Undisbursed Funds	No Year		069	8058	000	1,465,104.46	2,264,019.00	-----	2,768,876.23	-----	960,247.23
Transfer To: Federal Transit Administration, Transportation	No Year	069	069	8058	011	758,019.00	-758,019.00	-----	-----	-----	-----
	Subtotal		069	8058	000	2,223,123.46	1,506,000.00	-----	2,768,876.23	-----	960,247.23
Construction and Improvements to Halls Mills Road, New Jersey, Federal Highway Administration, Transportation Fund Resources: Undisbursed Funds	No Year		069	8061	000	1,000,000.00	-----	-----	-----	1,000,000.00	
Appalachian Development Highway System, Federal Highway Administration, Transportation Fund Resources: Undisbursed Funds	No Year		069	8072	000	4,000.00	-----	-----	-----	4,000.00	
Federal-Aid Highways, Liquidation of Contract Authorization, Federal Highway Administration, Transportation Fund Resources: Undisbursed Funds	No Year		069	8083	000	1,431,552,263.69	53,728,532,224.68	-----	53,065,227,348.22	-----	2,094,857,140.15
Transfer To:											
Forest Service, Agriculture	No Year	012	069	8083	011	25,101,844.67	17,691,144.80	-----	33,707,131.87	-----	9,085,857.60
Bureau of Reclamation, Interior	No Year	014	069	8083	006	5,660,418.99	4,009,886.00	-----	5,599,289.49	-----	4,071,015.50
National Park Service, Interior	No Year	014	069	8083	010	39,515,458.23	82,121,184.00	-----	94,533,500.69	-----	27,103,141.54
Bureau of Land Management, Interior	No Year	014	069	8083	011	4,376,948.18	2,499,750.00	-----	2,638,611.12	-----	4,238,087.06
United States Fish & Wildlife Service, Interior	No Year	014	069	8083	016	2,120,956.31	15,131,000.00	-----	14,307,122.80	-----	2,944,833.51
Bureau of Indian Affairs, Interior	No Year	014	069	8083	020	115,266,789.18	286,000,000.00	-----	307,853,205.89	-----	93,413,583.29
Navy	No Year	017	069	8083	000	516,544.63	-----	-----	-----	516,544.63	
Treasury	No Year	020	069	8083	009	610,033.85	2,000,000.00	-----	1,772,119.35	-----	837,914.50
Army	No Year	021	069	8083	000	-548,820.55	-----	-----	-----	-----	<sup>8</sup> -548,820.55
National Highway Traffic Safety Administration,	No Year	069	069	8083	006	1,267,222.23	-----	-----	-----	-----	1,267,222.23

Footnotes at End of Chapter

## Appropriations, Outlays, and Balances - Continued

Appropriation or Fund Account  Title	Account Symbol					Balances, Beginning of Fiscal Year	Appropriations and Other Obligational Authority <sup>1</sup>	Transfers Borrowings and Investment (Net) <sup>2</sup>	Outlays (Net)	Balances Withdrawn and Other Transactions <sup>3</sup>	Balances, End of Fiscal Year
	Period of Availability	ATA	AID	MAIN	SUB						
Transportation											
Federal Railroad Administration, Transportation	No Year	069	069	8083	007	8,845,059.44	20,000,000.00	-----	9,215,693.12	-----	19,629,366.32
Federal Transit Administration, Transportation	No Year	069	069	8083	011	14,981,328.83	1,000,000.00	-----	8,597,941.00	-----	7,383,387.83
Research and Special Programs Administration, Transportation	No Year	069	069	8083	014	387,102.47	-----	-----	-----	-----	387,102.47
Maritime Administration, Transportation	No Year	069	069	8083	017	7,230,970.05	21,327,726.52	-----	28,558,696.57	-----	-----
Federal Motor Carrier Safety Administration, Transportation	No Year	069	069	8083	026	668,922.02	-----	-----	-----	-----	668,922.02
Federal-Aid Highways, Liquidation of Contract Authorization, Office of the Secretary, Transportation	No Year	069	069	8083	030	43,460,471.21	63,012,350.00	-----	84,309,778.43	-----	22,163,042.78
Corps of Engineers	No Year	096	069	8083	000	5,812,963.88	19,049,219.90	-----	8,257,980.49	-----	16,604,203.29
Appalachian Regional Commission	No Year	309	069	8083	000	1,721,203.81	1,739,376.00	-----	1,309,026.19	-----	2,151,553.62
Denali Commission	No Year	513	069	8083	067	103,280.82	-----	-----	1,352.90	-----	101,927.92
Unfunded Contract Authority						<sup>5</sup> 58,132,124,356.48	<sup>9</sup> -172,865,263.90	-----	-----	697,128,288.24	57,262,130,804.34
Bureau of Reclamation, Interior	No Year	014	069	8083	006	-----	-----	-----	-----	-----	-----
National Park Service, Interior	No Year	014	069	8083	010	-----	-----	-----	-----	-----	-----
Bureau of Land Management, Interior	No Year	014	069	8083	011	-----	-----	-----	-----	-----	-----
United States Fish & Wildlife Service, Interior	No Year	014	069	8083	016	-----	-----	-----	-----	-----	-----
Bureau of Indian Affairs, Interior	No Year	014	069	8083	020	-----	-----	-----	-----	-----	-----
Navy	No Year	017	069	8083	000	-----	-----	-----	-----	-----	-----
Treasury	No Year	020	069	8083	009	-----	-----	-----	-----	-----	-----
Federal Railroad Administration, Transportation	No Year	069	069	8083	007	-----	-----	-----	-----	-----	-----
Research and Special Programs Administration, Transportation	No Year	069	069	8083	014	-----	-----	-----	-----	-----	-----
Maritime Administration, Transportation	No Year	069	069	8083	017	-----	-----	-----	-----	-----	-----
Federal Motor Carrier Safety Administration, Transportation	No Year	069	069	8083	026	-----	-----	-----	-----	-----	-----
Federal-Aid Highways, Liquidation of Contract Authorization, Office of the Secretary, Transportation	No Year	069	069	8083	030	-----	-----	-----	-----	-----	-----
Subtotal			069	8083	000	59,840,775,318.42	54,091,248,598.00	-----	53,665,888,798.13	697,128,288.24	59,569,006,830.05
Highway Trust Fund - Treasury Managed, Transportation Fund Resources:											
Undisbursed Funds	No Year		069	8102	000	2,760,058,320.82	<sup>10</sup> -21,038,687,021.16	19,124,107,425.13	<sup>10</sup> 38,621.00	-----	845,440,103.79
Investments in US Treasury Securities						115,673,305,958.02	-----	-19,124,107,425.13	-----	-----	96,549,198,532.89
Subtotal			069	8102	000	118,433,364,278.84	-21,038,687,021.16	-----	38,621.00	-----	97,394,638,636.68
Corridor Safety Improvement Demonstration Project, Federal Highway Administration, Transportation Fund Resources:											
Undisbursed Funds	No Year		069	8120	000	683,040.53	-----	-----	-----	-----	683,040.53
Contributions for Highway Research Program, Federal Highway Administration, Transportation Fund Resources:											
Undisbursed Funds	No Year		069	8264	000	2,730,072.75	655,263.00	-----	308,105.59	-----	3,077,230.16

Footnotes at End of Chapter

**Appropriations, Outlays, and Balances - Continued**

Appropriation or Fund Account  Title	Account Symbol				Balances, Beginning of Fiscal Year	Appropriations and Other Obligational Authority <sup>1</sup>	Transfers Borrowings and Investment (Net) <sup>2</sup>	Outlays (Net)	Balances Withdrawn and Other Transactions <sup>3</sup>	Balances, End of Fiscal Year	
	Period of Availability	ATA	AID	MAIN							SUB
Cooperative Work, Forest Highways, Federal Highway Administration, Transportation Fund Resources: Undisbursed Funds	No Year		069	8265	000	4,369,351.33	-----	-----	-----	4,369,351.33	
International Highway Transportation Outreach Program, Federal Highway Administration, Transportation Fund Resources: Undisbursed Funds	No Year		069	8371	000	266,396.01	-----	-----	-----	266,396.01	
Highway Projects, Federal Highway Administration, Transportation Fund Resources: Undisbursed Funds	No Year		069	8382	000	7,226,793.77	-----	-----	-----	7,226,793.77	
Mineola Grade Crossing, Federal Highway Administration, Transportation Fund Resources: Undisbursed Funds	No Year		069	8386	000	462.00	-----	-----	-----	462.00	
Right-of-Way Revolving Fund, Liquidation of Contract Authorization, Trust Fund, Federal Highway Administration, Transportation Fund Resources: Undisbursed Funds	No Year		069	8402	000	4,278,779.63	-----	-----	-----	4,278,779.63	
Technical Assistance, United States Dollars Advanced from Foreign Governments, Federal Highway Administration, Transportation Fund Resources: Undisbursed Funds	No Year		069	8502	000	324,060.46	-----	-----	-----	324,060.46	
Equipment, Supplies, Etc., for Cooperating Countries, Federal Highway Administration, Transportation Fund Resources: Undisbursed Funds	No Year		069	8632	000	6,708.74	-----	-----	-----	6,708.74	
<b>Total, Federal Highway Administration</b>						<b>216,597,713,396.84</b>	<b>44,621,403,404.28</b>	<b>-89,978,573.00</b>	<b>61,123,123,480.41</b>	<b>697,128,288.24</b>	<b>199,308,886,459.47</b>
<b>Federal Motor Carrier Safety Administration</b>											
<b>General Fund Accounts</b>											
Motor Carrier Safety Grants, Federal Motor Carrier Safety Administration, Transportation Fund Resources: Undisbursed Funds	2024-2027		069	2817	000	-----	124,500,000.00	-----	4,304,387.24	-----	120,195,612.76
	2023-2026					119,703,877.77	-----	-----	31,550,102.19	-----	88,153,775.58
	2022-2025					87,507,816.96	-----	-----	47,859,953.66	-----	39,647,863.30
	Subtotal		069	2817	000	207,211,694.73	124,500,000.00	-----	83,714,443.09	-----	247,997,251.64
Motor Carrier Safety Operations and Programs, Federal Motor Carrier Safety Administration, Transportation Fund Resources: Undisbursed Funds	2024-2027		069	2818	000	-----	10,000,000.00	-----	-----	-----	10,000,000.00
	2023-2026					10,000,000.00	-----	-----	-----	-----	10,000,000.00
	2022-2025					7,680,556.82	-----	-----	2,004,967.92	-----	5,675,588.90
	Subtotal		069	2818	000	17,680,556.82	10,000,000.00	-----	2,004,967.92	-----	25,675,588.90

Footnotes at End of Chapter



## Appropriations, Outlays, and Balances - Continued

Appropriation or Fund Account  Title	Account Symbol				Balances, Beginning of Fiscal Year	Appropriations and Other Obligational Authority <sup>1</sup>	Transfers Borrowings and Investment (Net) <sup>2</sup>	Outlays (Net)	Balances Withdrawn and Other Transactions <sup>3</sup>	Balances, End of Fiscal Year
	Period of Availability	ATA	AID	MAIN						
<b>Trust Fund Accounts</b>										
National Motor Carrier Safety Program, Liquidation of Contract Authorization, Federal Motor Carrier Safety Administration, Transportation										
Fund Resources:										
Undisbursed Funds	No Year		069	8048	000	7,257,834.93	-----	-----	-----	7,257,834.93
Unfunded Contract Authority						4,809,831.36	-----	-----	-----	4,809,831.36
	Subtotal		069	8048	000	12,067,666.29	-----	-----	-----	12,067,666.29
Motor Carrier Safety Grants, Federal Motor Carrier Safety Administration, Transportation										
Fund Resources:										
Undisbursed Funds	No Year		069	8158	000	114,190,976.43	423,534,000.00	-----	398,003,165.60	139,721,810.83
Unfunded Contract Authority						-217,953,462.94	11-----	-----	-----	-217,953,462.94
	Subtotal		069	8158	000	-103,762,486.51	423,534,000.00	-----	398,003,165.60	-78,231,652.11
Motor Carrier Safety Operations and Programs, Federal Motor Carrier Safety Administration, Transportation										
Fund Resources:										
Undisbursed Funds	No Year		069	8159	000	228,886,973.21	375,334,402.31	-----	408,086,668.38	196,134,707.14
Unfunded Contract Authority						<sup>5</sup> -1,751,087.86	<sup>12</sup> 2,862,087.86	-----	-----	1,111,000.00
	Subtotal		069	8159	000	227,135,885.35	378,196,490.17	-----	408,086,668.38	197,245,707.14
Total, Federal Motor Carrier Safety Administration						360,333,316.68	936,230,490.17	-----	891,809,244.99	404,754,561.86
<b>National Highway Traffic Safety Administration</b>										
<b>General Fund Accounts</b>										
Operations and Research, National Highway Traffic Safety Administration, Transportation										
Fund Resources:										
Undisbursed Funds	2024-2027		069	0650	000	-----	70,000,000.00	-----	10,218,680.72	59,781,319.28
	2023-2026					61,165,993.24	-----	-----	18,793,566.72	42,372,426.52
	2024-2025					-----	225,750,000.00	-----	118,769,278.47	106,980,721.53
	2022-2025					47,263,446.42	-----	-----	17,974,482.69	29,288,963.73
	2024					-----	-----	-----	-32,400.03	32,400.03
	2023-2024					96,089,117.16	-----	-----	62,962,176.10	33,126,941.06
	2023					291,536.50	-----	-----	3,508.70	288,027.80
	2022-2023					35,724,199.12	-----	-----	21,999,108.68	13,725,090.44
	2022					680,302.86	-----	-----	354,318.55	325,984.31
	2021-2022					12,209,282.28	-----	-----	7,033,707.77	5,175,574.51
	2021					6,084,117.39	-----	-----	820,788.44	5,263,328.95
	2020-2021					4,447,496.12	-----	-----	1,452,593.60	2,994,902.52
	2020					5,475,227.24	-----	-----	96,258.00	5,378,969.24
	2019-2020					3,977,891.08	-----	-----	907,718.65	3,070,172.43
	2019					5,230,649.15	-----	-----	-186,958.32	5,417,607.47

Footnotes at End of Chapter

**Appropriations, Outlays, and Balances - Continued**

Appropriation or Fund Account  Title	Account Symbol				Balances, Beginning of Fiscal Year	Appropriations and Other Obligational Authority <sup>1</sup>	Transfers Borrowings and Investment (Net) <sup>2</sup>	Outlays (Net)	Balances Withdrawn and Other Transactions <sup>3</sup>	Balances, End of Fiscal Year			
	Period of Availability	ATA	AID	MAIN							SUB		
	2018-2019				1,750,356.48	-----	-----	-377,507.11	2,127,863.59	-----			
	No Year				4,967,422.94	-----	-----	-3,671,215.43	-----	8,638,638.37			
	Subtotal		069	0650	000			285,357,037.98	295,750,000.00	-----	257,118,106.20	7,545,471.06	316,443,460.72
Consumer Assistance to Recycle and Save Program, National Highway Traffic Safety Administration, Transportation Fund Resources:													
Undisbursed Funds	No Year		069	0654	000			20,482,346.54	-----	-----			20,482,346.54
Next Generation 911 Implementation Grants, National Highway Traffic Safety Administration, Transportation Fund Resources:													
Undisbursed Funds	2012-2022		069	0661	000			21,691,624.35	-----	-----	100,000.00	-----	21,591,624.35
Crash Data, National Highway Traffic Safety Administration, Transportation Fund Resources:													
Undisbursed Funds	2024-2027		069	0669	000		147,250,000.00	-----	-----	-----			147,250,000.00
	2023-2026						149,000,000.00	-----	-----	-----			149,000,000.00
	2022-2025						140,048,655.88	-----	-----	-----	17,084,904.54	-----	122,963,751.34
	Subtotal		069	0669	000		289,048,655.88	147,250,000.00	-----	-----	17,084,904.54	-----	419,213,751.34
Vehicle Safety and Behavioral Research Programs, National Highway Traffic Safety Administration, Transportation Fund Resources:													
Undisbursed Funds	2024-2027		069	0670	000		39,700,000.00	-----	-----	-----			39,700,000.00
	2023-2026						34,308,831.21	-----	-----	-----	13,720,651.27	-----	20,588,179.94
	2022-2025						17,165,310.55	-----	-----	-----	7,243,295.87	-----	9,922,014.68
	Subtotal		069	0670	000		51,474,141.76	39,700,000.00	-----	-----	20,963,947.14	-----	70,210,194.62
Supplemental Highway Traffic Safety Programs, National Highway Traffic Safety Administration, Transportation Fund Resources:													
Undisbursed Funds	2024-2027		069	0671	000		62,000,000.00	-----	-----	-----	9,419,717.69	-----	52,580,282.31
	2023-2026						53,727,897.77	-----	-----	-----	11,025,747.87	-----	42,702,149.90
	2022-2025						45,570,908.30	-----	-----	-----	12,538,790.81	-----	33,032,117.49
	Subtotal		069	0671	000		99,298,806.07	62,000,000.00	-----	-----	32,984,256.37	-----	128,314,549.70
<b>Trust Fund Accounts</b>													
Operations and Research - Trust Fund, National Highway Traffic Safety Administration, Transportation Fund Resources:													
Undisbursed Funds	No Year		069	8016	000		88,557,405.95	152,897,611.00	-----	-----	181,301,534.49	-----	60,153,482.46
Unfunded Contract Authority							-48,040,815.71	-----	-----	-----	3,401,821.57	-----	-51,442,637.28
	Subtotal		069	8016	000		40,516,590.24	152,897,611.00	-----	-----	181,301,534.49	3,401,821.57	8,710,845.18
Highway Traffic Safety Grants, Liquidation of Contract Authorization,													

Footnotes at End of Chapter

## Appropriations, Outlays, and Balances - Continued

Appropriation or Fund Account  Title	Account Symbol				Balances, Beginning of Fiscal Year	Appropriations and Other Obligational Authority <sup>1</sup>	Transfers Borrowings and Investment (Net) <sup>2</sup>	Outlays (Net)	Balances Withdrawn and Other Transactions <sup>3</sup>	Balances, End of Fiscal Year
	Period of Availability	ATA	AID	MAIN SUB						
Trust Fund, National Highway Traffic Safety Administration, Transportation Fund Resources:										
Undisbursed Funds	No Year		069	8020 000	346,360,548.02	567,957,952.35	-----	868,404,721.42	-----	45,913,778.95
Transfer To:										
Federal Highway Administration, Transportation	No Year	069	069	8020 005	-----	144,824.00	-----	144,824.00	-----	-----
Unfunded Contract Authority					<sup>5</sup> -232,818,333.58	<sup>14</sup> 201,371,775.60	-----	-----	28,305,744.64	-59,752,302.62
Federal Highway Administration, Transportation	No Year	069	069	8020 005	<sup>6</sup> 1,174,222.11	<sup>15</sup> -161,251.70	-----	-----	-----	1,012,970.41
Subtotal			069	8020 000	114,716,436.55	769,313,300.25	-----	868,549,545.42	28,305,744.64	-12,825,553.26
National Driver Register, National Highway Traffic Safety Administration, Transportation Fund Resources:										
Unfunded Contract Authority	No Year		069	8362 000	-141,915.00	-----	-----	-----	-----	-141,915.00
<b>Total, National Highway Traffic Safety Administration</b>					922,443,724.37	1,466,910,911.25	-----	1,378,102,294.16	39,253,037.27	971,999,304.19
<b>Federal Railroad Administration</b>										
<b>General Fund Accounts</b>										
Northeast Corridor Improvement Program, Federal Railroad Administration, Transportation Fund Resources:										
Undisbursed Funds	No Year		069	0123 000	10,568,983.22	-126,348.00	-----	10,442,635.22	-----	-----
Capital and Debt Service Grants to the National Railroad Passenger Corporation, Federal Railroad Administration, Transportation Fund Resources:										
Undisbursed Funds	No Year		069	0125 000	96,272.11	-----	-----	76,352.23	-----	19,919.88
Restoration and Enhancement Grants, Federal Railroad Administration, Transportation Fund Resources:										
Undisbursed Funds	No Year		069	0127 000	33,379,294.38	-----	-2,618.00	1,199,302.61	-----	32,177,373.77
Magnetic Levitation Technology Deployment Program, Federal Railroad Administration, Transportation Fund Resources:										
Undisbursed Funds	No Year		069	0129 000	14,000,000.00	-----	-----	-----	-----	14,000,000.00
Safety and Operations, Federal Railroad Administration, Transportation Fund Resources:										
Undisbursed Funds	2024		069	0700 000	-----	242,799,000.00	9,000,000.00	211,571,304.17	-----	40,227,695.83
	2023				45,236,221.89	-----	-----	30,927,021.01	-----	14,309,200.88
	2022				13,865,163.06	-----	-----	2,137,111.26	-----	11,728,051.80
	2021				13,642,507.73	-----	-----	5,653,207.53	-----	7,989,300.20
	2020				8,320,603.46	-----	-----	4,010,682.77	-----	4,309,920.69
	2019				10,941,492.56	-----	-----	6,816,195.26	4,125,297.30	-----
	No Year				70,041,722.03	25,000,000.00	-----	23,330,542.88	-----	71,711,179.15
Subtotal			069	0700 000	162,047,710.73	267,799,000.00	9,000,000.00	284,446,064.88	4,125,297.30	150,275,348.55

Footnotes at End of Chapter

**Appropriations, Outlays, and Balances - Continued**

Appropriation or Fund Account  Title	Account Symbol				Balances, Beginning of Fiscal Year	Appropriations and Other Obligational Authority <sup>1</sup>	Transfers Borrowings and Investment (Net) <sup>2</sup>	Outlays (Net)	Balances Withdrawn and Other Transactions <sup>3</sup>	Balances, End of Fiscal Year	
	Period of Availability	ATA	AID	MAIN							SUB
Railroad Safety Technology Program, Federal Railroad Administration, Transportation Fund Resources: Undisbursed Funds	No Year		069	0701	000	642,445.00	-----	-----	-----	642,445.00	
Railroad Safety, Federal Railroad Administration, Transportation Fund Resources: Undisbursed Funds	No Year		069	0702	000	14,958,122.84	-81,257.66	-----	857,716.21	-----	14,019,148.97
Grants to the National Railroad Passenger Corporation, Federal Railroad Administration, Transportation Fund Resources: Undisbursed Funds	No Year		069	0704	000	44,734,059.41	-678.16	-----	10,764,031.43	-----	33,969,349.82
Passenger Rail Service, Capital Assistance to States - Intercity, Federal Railroad Administration, Transportation Fund Resources: Undisbursed Funds	No Year		069	0715	000	4,900,598.61	-----	-----	4,608,417.20	-----	292,181.41
Rail Line Relocation and Improvement Program, Federal Railroad Administration, Transportation Fund Resources: Undisbursed Funds	No Year		069	0716	000	1,375,000.00	-----	-----	-----	-----	1,375,000.00
Capital Assistance for High Speed Rail Corridors and Intercity Passenger Rail Service, Federal Railroad Administration, Transportation Fund Resources: Undisbursed Funds	No Year		069	0719	000	1,245,907,366.76	-53,118,096.83	-17,986.11	532,038.03	-----	1,192,239,245.79
Next Generation High Speed Rail, Federal Railroad Administration, Transportation Fund Resources: Undisbursed Funds	No Year		069	0722	000	945,241.27	-94.94	-----	-----	-----	945,146.33
Railroad Research and Development, Federal Railroad Administration, Transportation Fund Resources: Undisbursed Funds	2024-2026		069	0745	000	-----	-----	-----	-700,000.00	-----	700,000.00
	2023-2025					-----	-----	-----	-700,000.00	-----	700,000.00
	2022-2024					409,000.00	-----	-----	124,838.05	-----	284,161.95
	No Year					86,174,286.04	54,000,000.00	-----	35,852,183.86	-----	104,322,102.18
	Subtotal		069	0745	000	86,583,286.04	54,000,000.00	-----	34,577,021.91	-----	106,006,264.13
Railroad Rehabilitation and Improvement Financing Program, Office of the Secretary, Transportation Fund Resources: Undisbursed Funds	2024		069	0750	000	-----	66,181,721.90	-----	66,181,721.90	-----	-----
	2023					0.01	-----	-----	-----	-----	0.01
	2019					0.87	-----	-----	-----	0.87	-----
	No Year					35,636,622.71	-8,948,237.30	-----	1,767,312.70	-----	24,921,072.71
	Subtotal		069	0750	000	35,636,623.59	57,233,484.60	-----	67,949,034.60	0.87	24,921,072.72

Footnotes at End of Chapter

## Appropriations, Outlays, and Balances - Continued

Appropriation or Fund Account  Title	Account Symbol				Balances, Beginning of Fiscal Year	Appropriations and Other Obligational Authority <sup>1</sup>	Transfers Borrowings and Investment (Net) <sup>2</sup>	Outlays (Net)	Balances Withdrawn and Other Transactions <sup>3</sup>	Balances, End of Fiscal Year	
	Period of Availability	ATA	AID	MAIN							SUB
Financial Assistance Oversight and Technical Assistance, Federal Railroad Administration, Transportation Fund Resources: Undisbursed Funds	No Year		069	0759	000	220,328,258.53	15,117,974.94	12,369,266.41	62,445,430.95	-----	185,370,068.93
Railroad Crossing Elimination Program, Federal Railroad Administration, Transportation Fund Resources: Undisbursed Funds	No Year		069	0760	000	1,188,000,000.00	600,000,000.00	-1,096,800.00	-----	-----	1,786,903,200.00
Northeast Corridor Grants to the National Railroad Passenger Corporation, Transportation Fund Resources: Undisbursed Funds	No Year		069	1774	000	2,202,828,645.11	2,335,744,790.00	-5,887,943.06	1,319,674,753.89	-----	3,213,010,738.16
National Network Grants to the National Railroad Passenger Corporation, Transportation Fund Resources: Undisbursed Funds	No Year		069	1775	000	5,847,074,791.63	4,481,389,395.00	-6,136,884.91	1,849,297,517.66	-----	8,473,029,784.06
Federal-State Partnership for Intercity Passenger Rail Grants, Federal Railroad Administration, Transportation Fund Resources: Undisbursed Funds	No Year		069	2810	000	15,451,833,975.54	7,273,500,000.00	-32,931.29	65,252,180.09	-----	22,660,048,864.16
Consolidated Rail Infrastructure and Safety Improvements Grants, Federal Railroad Administration, Transportation Fund Resources: Undisbursed Funds	No Year		069	2811	000	4,299,364,997.47	1,194,978,837.06	-290,903.04	163,167,898.44	-----	5,330,885,033.05
Total, Federal Railroad Administration						30,865,205,672.24	16,226,437,006.01	7,903,200.00	3,875,290,395.35	4,125,298.17	43,220,130,184.73
<b>Federal Transit Administration</b>											
<b>General Fund Accounts</b>											
Administrative Expenses, Federal Transit Administration, Transportation Fund Resources: Undisbursed Funds	2021-2022		069	1120	000	1,407,303.33	-----	-----	342,484.73	-----	1,064,818.60
	2020-2021					690,441.10	-----	-----	63,100.52	-----	627,340.58
	2020					621,547.69	-----	-----	293.55	-----	621,254.14
	2019					797,030.45	-----	-----	-78,921.61	875,952.06	-----
	No Year					380,911.69	-----	-----	-54,081.31	-----	434,993.00
	Subtotal		069	1120	000	3,897,234.26	-----	-----	272,875.88	875,952.06	2,748,406.32
Research, Training, and Human Resources, Federal Transit Administration, Transportation Fund Resources: Undisbursed Funds	No Year		069	1121	000	4,060.79	-----	-----	-----	-----	4,060.79
Urban Formula Grants, Federal Transit Administration, Transportation Fund Resources: Undisbursed Funds	No Year		069	1124	000	31,867.02	-----	-----	-----	-----	31,867.02

Footnotes at End of Chapter

**Appropriations, Outlays, and Balances - Continued**

Appropriation or Fund Account  Title	Account Symbol				Balances, Beginning of Fiscal Year	Appropriations and Other Obligational Authority <sup>1</sup>	Transfers Borrowings and Investment (Net) <sup>2</sup>	Outlays (Net)	Balances Withdrawn and Other Transactions <sup>3</sup>	Balances, End of Fiscal Year	
	Period of Availability	ATA	AID	MAIN							SUB
Job Access and Reverse Commute Grants, Federal Transit Administration, Transportation Fund Resources: Undisbursed Funds	No Year		069	1125	000	648,301.17	-----	-----	-----	648,301.17	
Washington Metropolitan Area Transit Authority, Federal Transit Administration, Transportation Fund Resources: Undisbursed Funds	No Year		069	1128	000	143,911,233.91	150,000,000.00	-----	101,101,733.00	-----	192,809,500.91
Formula Grants, Federal Transit Administration, Transportation Fund Resources: Undisbursed Funds	No Year		069	1129	000	14,651,502.20	-----	-----	199,650.00	-----	14,451,852.20
Capital Investment Grants, Federal Transit Administration, Transportation Fund Resources: Undisbursed Funds	2023-2025		069	1134	000	212,368,694.74	-----	-----	-----	-----	212,368,694.74
	2021-2024					968,735,532.73	-----	-----	225,201,927.91	-----	743,533,604.82
	2022-2023					86,131,279.00	-----	-----	-----	-----	86,131,279.00
	2020-2023					639,080,917.46	-----	-----	51,372,339.26	-----	587,708,578.20
	2019-2022					651,111,428.33	-----	-----	94,842,884.00	-----	556,268,544.33
	2018-2021					523,627,412.14	-----	-----	158,890,609.07	-----	364,736,803.07
	No Year					7,706,634,913.42	3,805,000,000.00	-----	2,022,507,474.37	-----	9,489,127,439.05
	Subtotal		069	1134	000	10,787,690,177.82	3,805,000,000.00	-----	2,552,815,234.61	-----	12,039,874,943.21
University Transportation Research, Federal Transit Administration, Transportation Fund Resources: Undisbursed Funds	No Year		069	1136	000	5,494.95	-----	-----	-----	-----	5,494.95
Transit Research, Federal Transit Administration, Transportation Fund Resources: Undisbursed Funds	No Year		069	1137	000	13,496,147.65	-977,955.00	-----	948,993.38	-----	11,569,199.27
Public Transportation Emergency Relief Program, Federal Transit Administration, Transportation Fund Resources: Undisbursed Funds	No Year		069	1140	000	4,515,199,894.11	-----	-----	288,706,219.42	-----	4,226,493,674.69
Technical Assistance and Training, Federal Transit Administration, Transportation Fund Resources: Undisbursed Funds	2024-2025		069	1142	000	-----	7,500,000.00	-----	-----	-----	7,500,000.00
	2023-2024					7,500,000.00	-----	-----	1,220,843.87	-----	6,279,156.13
	2022-2023					6,034,127.32	-----	-----	3,307,033.84	-----	2,727,093.48
	2021-2022					2,739,484.61	-----	-----	2,526,522.31	-----	212,962.30
	2019					10,984.58	-----	-----	3,545.61	7,438.97	-----
	No Year					680,608.07	-----	-----	186,456.82	-----	494,151.25

Footnotes at End of Chapter

## Appropriations, Outlays, and Balances - Continued

Appropriation or Fund Account  Title	Account Symbol				Balances, Beginning of Fiscal Year	Appropriations and Other Obligational Authority <sup>1</sup>	Transfers Borrowings and Investment (Net) <sup>2</sup>	Outlays (Net)	Balances Withdrawn and Other Transactions <sup>3</sup>	Balances, End of Fiscal Year
	Period of Availability	ATA	AID	MAIN						
Subtotal		069	1142	000	16,965,204.58	7,500,000.00	-----	7,244,402.45	7,438.97	17,213,363.16
Electric or Low-Emitting Ferry Program, Federal Transit Administration, Transportation Fund Resources: Undisbursed Funds	No Year	069	1144	000	99,990,000.00	49,995,000.00	-----	-----	-----	149,985,000.00
All Stations Accessibility Program, Federal Transit Administration, Transportation Fund Resources: Undisbursed Funds	No Year	069	1145	000	699,930,000.00	349,965,000.00	-----	22,326,714.00	-----	1,027,568,286.00
Ferry Service for Rural Communities, Federal Transit Administration, Transportation Fund Resources: Undisbursed Funds	No Year	069	1146	000	399,960,000.00	199,980,000.00	-----	44,456,180.00	-----	555,483,820.00
Transit Infrastructure Grants, Federal Transit Administration, Transportation Fund Resources: Undisbursed Funds	2023-2026	069	2812	000	-----	-----	3,000,000.00	29,896.00	-----	2,970,104.00
	2022-2025				-----	-----	1,000,000.00	-----	-----	1,000,000.00
	2021-2024				6,605,998,877.22	-----	1,499,457.00	3,683,844,533.53	-----	2,923,653,800.69
	2020-2023				1,473,274.00	-----	-----	1,135,578.00	-----	337,696.00
	No Year				10,306,852,215.98	2,303,281,844.00	85,575,916.00	3,025,854,669.62	-----	9,669,855,306.36
Subtotal		069	2812	000	16,914,324,367.20	2,303,281,844.00	91,075,373.00	6,710,864,677.15	-----	12,597,816,907.05
<b>Trust Fund Accounts</b>										
Discretionary Grants, Liquidation of Contract Authorization, Highway Trust Fund, Federal Transit Administration, Transportation Fund Resources: Undisbursed Funds	No Year	069	8191	000	2,598.00	-----	-----	-----	-----	2,598.00
Undisbursed Funds					-38,246,635.15	-----	-----	-----	-----	-38,246,635.15
Undisbursed Funds					-38,244,037.15	-----	-----	-----	-----	-38,244,037.15
Subtotal		069	8191	000	-----	-----	-----	-----	-----	-----
Formula and Bus Grants, Liquidation of Contract Authorization, Federal Transit Administration, Transportation Fund Resources: Undisbursed Funds	No Year	069	8350	000	599,414,172.27	13,864,407,437.00	-----	13,685,737,905.02	-----	778,083,704.25
Undisbursed Funds					4,401,064,577.04	-28,345,260.00	-----	-----	-609,166,199.00	4,981,885,516.04
Undisbursed Funds					5,000,478,749.31	13,836,062,177.00	-----	13,685,737,905.02	-609,166,199.00	5,759,969,220.29
Subtotal		069	8350	000	-----	-----	-----	-----	-----	-----
Total, Federal Transit Administration					38,572,940,197.82	20,700,806,066.00	91,075,373.00	23,414,674,584.91	-608,282,807.97	36,558,429,859.88
<b>Saint Lawrence Seaway Development Corporation</b>										
<b>Public Enterprise Funds</b>										
Great Lakes St. Lawrence Seaway Development Corporation Fund, Transportation Fund Resources: Undisbursed Funds	No Year	069	4089	000	46,115,154.66	-----	-480,000.00	-2,832,960.82	-----	48,468,115.48
Undisbursed Funds					9,760,000.00	-----	480,000.00	-----	-----	10,240,000.00
Funds Held Outside the Treasury										

Footnotes at End of Chapter

# Appropriations, Outlays, and Balances - Continued

Appropriation or Fund Account  Title	Account Symbol				Balances, Beginning of Fiscal Year	Appropriations and Other Obligational Authority <sup>1</sup>	Transfers Borrowings and Investment (Net) <sup>2</sup>	Outlays (Net)	Balances Withdrawn and Other Transactions <sup>3</sup>	Balances, End of Fiscal Year
	Period of Availability	ATA	AID	MAIN						
Authority to Borrow from the Treasury					3,200,000.00	-----	-----	-----	-----	3,200,000.00
Subtotal			069	4089	000	-----	-----	-2,832,960.82	-----	61,908,115.48
<b>Trust Fund Accounts</b>										
Operations and Maintenance, Great Lakes St. Lawrence Seaway Development Corporation, Transportation Fund Resources: Undisbursed Funds	No Year		069	8003	000	-----	40,288,000.00	-----	40,288,000.00	-----
Total, Saint Lawrence Seaway Development Corporation					59,075,154.66	40,288,000.00	-----	37,455,039.18	-----	61,908,115.48
<b>Pipeline and Hazardous Materials Safety Administration</b>										
<b>General Fund Accounts</b>										
Research and Special Programs, Pipeline and Hazardous Materials Safety Administration, Transportation Fund Resources: Undisbursed Funds	No Year		069	0104	000	18,717.03	-----	-----	8,106.46	-----
Operational Expenses, Pipeline and Hazardous Materials Safety Administration, Transportation Fund Resources: Undisbursed Funds	2024-2026		069	1400	000	-----	4,500,000.00	-----	-----	4,500,000.00
	2023-2025					4,500,000.00	-----	2,006,638.58	-----	2,493,361.42
	2024					-----	27,181,000.00	-----	20,556,019.21	6,624,980.79
	2022-2024					3,242,561.66	-----	1,580,000.65	-----	1,662,561.01
	2023					6,528,395.56	-----	5,866,780.32	-----	661,615.24
	2021-2023					2,389,439.41	-----	1,369,730.22	-----	1,019,709.19
	2022					951,796.74	-----	598,456.28	-----	353,340.46
	2020-2022					63,156.80	-----	39,731.31	-----	23,425.49
	2021					644,399.20	-----	3,312.09	-----	641,087.11
	2020					262,060.17	-----	3,173.20	-----	258,886.97
	2019					741,733.33	-----	4,936.09	736,797.24	-----
Subtotal			069	1400	000	19,323,542.87	31,681,000.00	-----	32,028,777.95	736,797.24
Hazardous Materials Safety, Pipeline and Hazardous Materials Safety Administration, Transportation Fund Resources: Undisbursed Funds	2024-2026		069	1401	000	-----	12,070,000.00	-----	1,748,196.26	-----
	2023-2025					12,042,446.14	-----	5,313,055.36	-----	6,729,390.78
	2024					-----	62,486,000.00	-----	51,178,506.58	11,307,493.42
	2022-2024					6,419,072.48	-----	3,581,569.70	-----	2,837,502.78
	2023					12,159,880.52	-----	11,454,708.19	-----	705,172.33
	2021-2023					4,859,642.06	-----	2,887,789.16	-----	1,971,852.90
	2022					954,756.58	-----	431,646.08	-----	523,110.50
	2020-2022					893,948.37	-----	881,730.50	-----	12,217.87
	2021					313,791.18	-----	-2,790.12	-----	316,581.30

Footnotes at End of Chapter



## Appropriations, Outlays, and Balances - Continued

Appropriation or Fund Account  Title	Account Symbol				Balances, Beginning of Fiscal Year	Appropriations and Other Obligational Authority <sup>1</sup>	Transfers Borrowings and Investment (Net) <sup>2</sup>	Outlays (Net)	Balances Withdrawn and Other Transactions <sup>3</sup>	Balances, End of Fiscal Year
	Period of Availability	ATA	AID	MAIN						
	2019-2021				2,176,540.61	-----	-----	1,143,456.75	-----	1,033,083.86
	2020				255,873.67	-----	-----	12,393.70	-----	243,479.97
	2018-2020				164,169.61	-----	-----	-21,329.69	-----	185,499.30
	2019				234,409.53	-----	-----	-173,618.47	408,028.00	-----
	2017-2019				17,387.60	-----	-----	-86.46	17,474.06	-----
	No Year				1,648,127.96	-----	-----	-226,516.08	-----	1,874,644.04
	Subtotal		069	1401	42,140,046.31	74,556,000.00	-----	78,208,711.46	425,502.06	38,061,832.79
Natural Gas Distribution Infrastructure Safety and Modernization Grant Program, Pipeline and Hazardous Materials Safety Administration, Transportation										
Fund Resources:										
Undisbursed Funds	2024-2034		069	1402	-----	199,980,000.00	-----	192,650.00	-----	199,787,350.00
	2023-2033				199,454,590.32	-----	-----	2,368,820.86	-----	197,085,769.46
	2022-2032				197,055,554.87	-----	-----	5,017,858.57	-----	192,037,696.30
	Subtotal		069	1402	396,510,145.19	199,980,000.00	-----	7,579,329.43	-----	588,910,815.76
<b>Special Fund Accounts</b>										
Pipeline Safety, Pipeline and Hazardous Materials Safety Administration, Transportation										
Fund Resources:										
Undisbursed Funds	2024-2026		069	5172	-----	187,786,000.00	-----	42,398,002.14	-----	145,387,997.86
	2023-2025				117,081,334.80	-----	-----	93,732,555.27	-----	23,348,779.53
	2022-2024				27,564,748.65	-----	-----	13,627,783.15	-----	13,936,965.50
	2021-2023				16,746,821.45	-----	-----	8,722,642.43	-----	8,024,179.02
	2020-2022				10,933,901.66	-----	-----	3,382,672.68	-----	7,551,228.98
	2019-2021				7,823,340.25	-----	-----	2,837,203.90	-----	4,986,136.35
	2018-2020				5,046,528.21	-----	-----	781,703.17	-----	4,264,825.04
	2017-2019				3,170,482.78	-2,637,272.30	-----	533,210.48	-----	-----
	No Year				562,456.91	-----	-----	-81,803.15	-----	644,260.06
	Subtotal		069	5172	188,929,614.71	185,148,727.70	-----	165,933,970.07	-----	208,144,372.34
Emergency Preparedness Grant, Pipeline and Hazardous Materials Safety Administration, Transportation										
Fund Resources:										
Undisbursed Funds	2021-2023		069	5282	69,222.10	-----	-----	66,184.66	-----	3,037.44
	No Year				74,731,678.13	28,070,790.00	-----	32,910,660.01	-----	69,891,808.12
	Subtotal		069	5282	74,800,900.23	28,070,790.00	-----	32,976,844.67	-----	69,894,845.56
<b>Trust Fund Accounts</b>										
Trust Fund Share of Pipeline Safety, Pipeline and Hazardous Materials Safety Administration, Transportation										
Fund Resources:										
Undisbursed Funds	2024-2026		069	8121	-----	30,000,000.00	-----	25,501,141.44	-----	4,498,858.56
	2023-2025				3,061,381.14	-----	-----	1,213,490.00	-----	1,847,891.14
	2022-2024				2,235,115.93	-----	-----	2,225,404.26	-----	9,711.67

Footnotes at End of Chapter

Appropriations, Outlays, and Balances - Continued

Appropriation or Fund Account  Title	Account Symbol				Balances, Beginning of Fiscal Year	Appropriations and Other Obligational Authority <sup>1</sup>	Transfers Borrowings and Investment (Net) <sup>2</sup>	Outlays (Net)	Balances Withdrawn and Other Transactions <sup>3</sup>	Balances, End of Fiscal Year	
	Period of Availability	ATA	AID	MAIN							SUB
	2021-2023				243,623.02	-----	-----	-----	-----	243,623.02	
	2020-2022				11,174.00	-----	-----	-----	-----	11,174.00	
	2019-2021				243,909.58	-----	-----	-----	-----	243,909.58	
	2018-2020				999.55	-----	-----	-----	-----	999.55	
	2017-2019				145,621.75	-----	-----	-----	-----	-----	
	Subtotal		069	8121	000	5,941,824.97	30,000,000.00	-535,747.80	28,549,909.65	6,856,167.52	
Total, Pipeline and Hazardous Materials Safety Administration						727,664,791.31	549,436,517.70	-535,747.80	345,285,649.69	1,162,299.30	930,117,612.22
<b>Office of Inspector General</b>											
<b>General Fund Accounts</b>											
Salaries and Expenses, Office of the Inspector General, Transportation Fund Resources:											
Undisbursed Funds	2024		069	0130	000	-----	116,452,000.00	-----	98,464,324.54	-----	17,987,675.46
	2023					13,342,982.50	-----	-----	9,564,406.28	-----	3,778,576.22
	2022					2,894,583.76	-----	-----	102,789.29	-----	2,791,794.47
	2021					1,907,772.25	-----	-----	-146,431.91	-----	2,054,204.16
	2020					1,194,180.29	-----	-----	8,148.75	-----	1,186,031.54
	2019					1,238,774.46	-----	-----	-111,684.01	1,350,458.47	-----
	No Year					14,312,217.22	4,324,000.00	-----	620,124.79	-----	18,016,092.43
	Subtotal		069	0130	000	34,890,510.48	120,776,000.00	-----	108,501,677.73	1,350,458.47	45,814,374.28
Total, Office of Inspector General						34,890,510.48	120,776,000.00	-----	108,501,677.73	1,350,458.47	45,814,374.28
<b>Maritime Administration</b>											
<b>General Fund Accounts</b>											
Ready Reserve Force, Maritime Administration, Transportation Fund Resources:											
Undisbursed Funds	2022-2026		069	1710	000	-582,691.60	-----	-----	-580,251.00	-----	<sup>o</sup> -2,440.60
	2024					-----	-----	-----	2,579,470.41	-----	<sup>o</sup> -2,579,470.41
	2023					-2,408,453.79	-----	-----	-2,053,893.41	-----	<sup>o</sup> -354,560.38
	2022					73,721.43	-----	-----	-2,991,147.50	-----	3,064,868.93
	2021					-1,639.96	-----	-----	-1,639.96	-----	-----
	2020					15,961.40	-----	-----	15,961.40	-----	-----
	No Year					426,767,614.38	12,000,000.00	-----	-100,165,824.60	-----	538,933,438.98
	Subtotal		069	1710	000	423,864,511.86	12,000,000.00	-----	-103,197,324.66	-----	539,061,836.52
Maritime Security Program, Maritime Administration, Transportation Fund Resources:											
Undisbursed Funds	No Year		069	1711	000	63,535,560.67	301,000,000.00	-----	305,075,296.26	-----	59,460,264.41
State Maritime Academy Operations, Maritime Administration,											

Footnotes at End of Chapter

## Appropriations, Outlays, and Balances - Continued

Appropriation or Fund Account  Title	Account Symbol				Balances, Beginning of Fiscal Year	Appropriations and Other Obligational Authority <sup>1</sup>	Transfers Borrowings and Investment (Net) <sup>2</sup>	Outlays (Net)	Balances Withdrawn and Other Transactions <sup>3</sup>	Balances, End of Fiscal Year
	Period of Availability	ATA	AID	MAIN						
Transportation Fund Resources: Undisbursed Funds	2024-2028		069	1712	000	----- 2,400,000.00	----- -----	440,000.00	----- -----	1,960,000.00
	2023-2027					2,400,000.00	-----	900,000.00	-----	1,500,000.00
	2022-2026					1,970,000.00	-----	1,301,000.00	-----	669,000.00
	2024-2025					----- 6,000,000.00	-----	6,000,000.00	-----	-----
	2021-2022					1,268,834.46	-----	287,056.28	-----	981,778.18
	2020-2021					1,044,000.47	-----	182,000.00	-----	862,000.47
	2019-2020					336,812.00	-----	36,000.00	-----	300,812.00
	No Year					679,075,137.07	117,388,000.00	320,067,365.31	-----	476,395,771.76
	Subtotal		069	1712	000	686,094,784.00	125,788,000.00	329,213,421.59	-----	482,669,362.41
Port Infrastructure Development Program, Maritime Administration, Transportation Fund Resources: Undisbursed Funds	2024-2034		069	1713	000	----- 450,000,000.00	----- -----	----- -----	----- -----	450,000,000.00
	2023-2033					450,000,000.00	-----	-----	-----	450,000,000.00
	2022-2032					446,125,318.99	-----	4,977,891.27	-----	441,147,427.72
	No Year					1,064,980,657.50	120,460,124.00	100,318,682.69	-----	1,085,122,098.81
	Subtotal		069	1713	000	1,961,105,976.49	570,460,124.00	105,296,573.96	-----	2,426,269,526.53
Cable Security Fleet, Maritime Administration, Transportation Fund Resources: Undisbursed Funds	No Year		069	1717	000	13,225,806.56	10,000,000.00	10,000,000.00	-----	13,225,806.56
Tanker Security Program, Maritime Administration, Transportation Fund Resources: Undisbursed Funds	No Year		069	1718	000	113,009,946.77	39,000,000.00	49,936,485.57	-----	102,073,461.20
Operations and Training, Maritime Administration, Transportation Fund Resources: Undisbursed Funds	2022-2032		069	1750	000	24,687,337.46	-----	2,460,846.36	-----	22,226,491.10
	2024-2025					----- -----	100,229,000.00	65,470,677.35	-----	34,758,322.65
	2024					-----	70,546,000.00	54,161,644.63	-----	16,384,355.37
	2023-2024					26,999,184.68	-----	20,028,220.17	-----	6,970,964.51
	2023					15,221,255.55	-----	10,243,484.58	-----	4,977,770.97
	2022-2023					9,508,591.56	-----	6,331,367.78	-----	3,177,223.78
	2022					4,990,433.27	-----	2,447,500.27	-----	2,542,933.00
	2021-2022					4,044,219.98	-----	1,256,547.58	-----	2,787,672.40
	2021					2,502,057.49	-----	362,442.88	-----	2,139,614.61
	2020-2021					1,431,839.14	-----	171,982.94	-----	1,259,856.20
	2020					1,897,298.00	-----	279,547.10	-----	1,617,750.90
	2019-2020					680,332.07	-----	10,936.10	-----	669,395.97
	2019					679,409.07	-----	-151,496.41	830,905.48	-----
	2018-2019					493,248.64	-----	-----	493,248.64	-----

Footnotes at End of Chapter

Appropriations, Outlays, and Balances - Continued

Appropriation or Fund Account  Title	Account Symbol				Balances, Beginning of Fiscal Year	Appropriations and Other Obligational Authority <sup>1</sup>	Transfers Borrowings and Investment (Net) <sup>2</sup>	Outlays (Net)	Balances Withdrawn and Other Transactions <sup>3</sup>	Balances, End of Fiscal Year
	Period of Availability	ATA	AID	MAIN						
	No Year				158,031,696.05	97,000,000.00	-----	39,288,634.44	-----	215,743,061.61
	Subtotal		069	1750	000	251,166,902.96	-----	202,362,335.77	1,324,154.12	315,255,413.07
Maritime Guaranteed Loan (Title XI) Program Account, Maritime Administration, Transportation Fund Resources:										
Undisbursed Funds	2024		069	1752	000	-----	-----	3,000,000.00	-----	-----
	No Year				35,519,763.62	131,452,005.22	-----	80,866,005.22	-----	86,105,763.62
	Subtotal		069	1752	000	35,519,763.62	-----	83,866,005.22	-----	86,105,763.62
Ship Disposal, Maritime Administration, Transportation Fund Resources:										
Undisbursed Funds	No Year		069	1768	000	40,815,266.86	-----	16,551,730.57	-----	26,599,536.29
Assistance to Shipyards, Maritime Administration, Transportation Fund Resources:										
Undisbursed Funds	No Year		069	1770	000	39,394,648.03	-----	24,859,487.09	-----	23,285,160.94
<b>Special Fund Accounts</b>										
Port of Guam Improvement Enterprise Fund, Maritime Administration, Transportation Fund Resources:										
Undisbursed Funds	No Year		069	5560	000	1,559,868.48	-----	-----	-----	1,559,868.48
<b>Public Enterprise Funds</b>										
War-Risk Insurance Revolving Fund, Maritime Administration, Transportation Fund Resources:										
Undisbursed Funds	No Year		069	4302	000	665,175.23	-----	-1,420,663.67	-----	381,813.24
Unrealized Discount on Investments					-1,244,454.41	-----	-----	-288,529.51	-----	-1,532,983.92
Investments in US Treasury Securities					53,025,230.30	-----	-----	1,709,193.18	-----	54,734,423.48
	Subtotal		069	4302	000	52,445,951.12	-----	-1,137,301.68	-----	53,583,252.80
Vessel Operations Revolving Fund, Maritime Administration, Transportation Fund Resources:										
Undisbursed Funds	No Year		069	4303	000	35,408,020.18	-----	-----	-1,726,098.87	37,134,119.05
<b>Trust Fund Accounts</b>										
Gifts and Bequests, Maritime Administration, Transportation Fund Resources:										
Undisbursed Funds	No Year		069	8503	000	6,099,033.85	-----	967,915.64	-----	6,088,360.80
Special Studies, Services and Projects, Maritime Administration, Transportation Fund Resources:										
Undisbursed Funds	No Year		069	8547	000	4,198.07	-----	-----	-----	4,198.07
Total, Maritime Administration						3,723,250,239.52	-----	1,022,068,526.46	1,324,154.12	4,172,375,930.75

Footnotes at End of Chapter

## Appropriations, Outlays, and Balances - Continued

Appropriation or Fund Account  Title	Account Symbol				Balances, Beginning of Fiscal Year	Appropriations and Other Obligational Authority <sup>1</sup>	Transfers Borrowings and Investment (Net) <sup>2</sup>	Outlays (Net)	Balances Withdrawn and Other Transactions <sup>3</sup>	Balances, End of Fiscal Year	
	Period of Availability	ATA	AID	MAIN							SUB
<b>Deductions for Offsetting Receipts</b>											
Proprietary Receipts from the Public					-----	-461,407,578.99	-----	-808,971,290.54	-----	-----	
Intrabudgetary Receipts Deducted by Agency					-----	-1,329,833,854.16	-----	-1,329,833,854.16	-----	-----	
Offsetting Governmental Receipts					-----	-189,528,309.73	-----	-189,528,309.73	-----	-----	
Total, Offsetting Receipts					-----	-1,980,769,742.88	-----	-2,328,333,454.43	-----	-----	
Total, Department of Transportation					345,499,368,733.19	116,498,846,350.01	13,604,902.20	117,389,458,646.33	181,824,881.25	344,092,972,746.27	
<b>Memorandum</b>											
<b>Financing Accounts</b>											
<b>Public Enterprise Funds</b>											
Transportation Infrastructure Finance and Innovation Account, Direct Loan Financing Account, Office of the Secretary, Transportation Fund Resources:											
Undisbursed Funds	No Year		069	4123	000	1,948,414.21	-----	-448,941,920.39	-448,421,453.69	-----	1,427,947.51
Authority to Borrow from the Treasury						5,968,911,776.76	1,085,244,074.38	-1,560,144,691.36	-----	-----	5,494,011,159.78
Subtotal			069	4123	000	5,970,860,190.97	1,085,244,074.38	-2,009,086,611.75	-448,421,453.69	-----	5,495,439,107.29
Transportation Infrastructure Finance and Innovation Act, Guaranteed Loan Account, Office of the Secretary, Transportation Fund Resources:											
Undisbursed Funds	No Year		069	4145	000	5,000.00	-----	-----	-----	-----	5,000.00
Transportation Infrastructure Finance and Innovation Act, Line of Credit Financing Account, Office of the Secretary, Transportation Fund Resources:											
Undisbursed Funds	No Year		069	4173	000	10,000.00	-----	-----	-----	-----	10,000.00
Military Useful Vessel Obligation Guarantee, Financing Account, Maritime Administration, Transportation Fund Resources:											
Undisbursed Funds	No Year		069	4304	000	257,300,861.36	-----	-84,353,277.29	59,916,645.63	-----	113,030,938.44
Authority to Borrow from the Treasury						-----	3,744,458.24	-3,744,458.24	-----	-----	-----
Subtotal			069	4304	000	257,300,861.36	3,744,458.24	-88,097,735.53	59,916,645.63	-----	113,030,938.44
TIGER TIFIA Direct Loan Financing Account, Office of the Secretary, Transportation Fund Resources:											
Undisbursed Funds	No Year		069	4347	000	0.02	-----	-544,835.91	-544,835.91	-----	0.02
Authority to Borrow from the Treasury						-----	107,466.70	-107,466.70	-----	-----	-----
Subtotal			069	4347	000	0.02	107,466.70	-652,302.61	-544,835.91	-----	0.02
TIFIA General Fund Direct Loan Financing Account, Office of the Secretary, Transportation Fund Resources:											
Undisbursed Funds	No Year		069	4348	000	-----	-----	-8,781,678.72	-8,781,678.72	-----	-----
Authority to Borrow from the Treasury						-----	4,644,535.62	-4,644,535.62	-----	-----	-----
Subtotal			069	4348	000	- 0 -	4,644,535.62	-13,426,214.34	-8,781,678.72	-----	- 0 -

Footnotes at End of Chapter

**Appropriations, Outlays, and Balances - Continued**

Appropriation or Fund Account  Title	Account Symbol				Balances, Beginning of Fiscal Year	Appropriations and Other Obligational Authority <sup>1</sup>	Transfers Borrowings and Investment (Net) <sup>2</sup>	Outlays (Net)	Balances Withdrawn and Other Transactions <sup>3</sup>	Balances, End of Fiscal Year	
	Period of Availability	ATA	AID	MAIN							SUB
Railroad Rehabilitation and Improvement, Direct Loan Financing Account, Office of the Secretary, Transportation Fund Resources:											
Undisbursed Funds	No Year		069	4420	000	25,998,413.70	-----	595,073,393.48	592,556,148.51	-----	28,515,658.67
Authority to Borrow from the Treasury						2,865,057,553.35	4,148,526,344.15	-719,247,234.91	-----	-----	6,294,336,662.59
Subtotal			069	4420	000	2,891,055,967.05	4,148,526,344.15	-124,173,841.43	592,556,148.51	-----	6,322,852,321.26
Maritime Guaranteed Loan (Title XI) FFB Financing Account Fund Resources:											
Undisbursed Funds	No Year		069	4494	000	12,623,055.78	-----	-15,952,539.30	-10,527,838.00	-----	7,198,354.48
Total, Financing Accounts						9,131,855,075.18	5,242,266,879.09	-2,251,389,244.96	184,196,987.82	-----	11,938,535,721.49

Footnotes at End of Chapter

## Appropriations, Outlays, and Balances - Continued

### Footnotes

- 1 The amounts in this column, unless otherwise footnoted, represent appropriations, increases and rescissions in borrowing authority or new contract authority. Appropriation accounts with appropriation transfer activity are presented in Table 1 (Appropriations and Appropriation Transfers) at the end of this chapter.
- 2 The amounts in this column, unless otherwise footnoted, represent transfers - other than appropriation transfers, borrowings (gross), investments (net), unrealized discounts or funds held outside the Treasury.
- 3 The amounts in this column, unless otherwise footnoted, represent obligated balances canceled for fiscal year 2019 pursuant to 31 U.S.C. 1553 and adjustments to borrowing and contract authority.
- 4 Excludes \$166,701,028.13 refund of taxes.
- 5 The opening balance(s) of the following account(s) have been adjusted during the current fiscal year and do not agree with last year's closing balance(s):

<u>Account Symbol: (ATA, AID, POA, MAIN, SUB)</u>	<u>Adjustment</u>
069 X 8106 000 - Unfunded Contract Authority	-\$42,452.38
069 X 8083 000 - Unfunded Contract Authority	-\$550,418,520.00
069 X 8159 000 - Unfunded Contract Authority	-\$2,862,087.86
069 X 8020 000 - Unfunded Contract Authority	\$23,204.08
014 069 X 8020 005 - Unfunded Contract Authority	-\$23,204.08

- 6 Represents \$3,350,000,000.00 and \$3,350,000,000.00, which are new contract authority and appropriations to liquidate, respectively.
- 7 Represents capital transfer to miscellaneous receipts.
- 8 Subject to disposition by the administrative agency.
- 9 Represents \$59,246,019,136.00 and \$59,418,884,399.90, which are new contract authority and appropriations to liquidate, respectively.
- 10 Excludes \$444,746,000.00 refund of taxes.
- 11 Represents \$516,300,000.00 and \$516,300,000.00, which are new contract authority and appropriations to liquidate, respectively.
- 12 Represents \$377,862,087.86 and \$375,000,000.00, which are new contract authority and appropriations to liquidate, respectively.
- 13 Represents \$201,200,000.00 and \$201,200,000.00, which are new contract authority and appropriations to liquidate, respectively.
- 14 Represents \$956,018,802.70 and \$754,647,027.10, which are new contract authority and appropriations to liquidate, respectively.
- 15 Represents \$16,427.70 and \$144,824.00, which are new contract authority and appropriations to liquidate, respectively.
- 16 Represents \$15,426,062,177.00 and \$15,454,407,437.00, which are new contract authority and appropriations to liquidate, respectively.

Footnotes

Table 1 - Appropriations and Appropriation Transfers - Department of Transportation

AID	ATA	Period of Availability	MAIN	Net Appropriations and Appropriation Transfers	Appropriation Amount	Net Appropriation Transfers	AID Involved	ATA Involved	Period of Availability Involved	MAIN Involved	Amount From or To (-)
069	012	X	8083	17,691,144.80	0.00	17,691,144.80	069		X	8083	17,691,144.80
069	014	2427	0548	102,565,391.93	0.00	102,565,391.93	069		2427	0548	102,565,391.93
069	014	X	8083	4,009,886.00	0.00	4,009,886.00	069		X	8083	4,009,886.00
069	014	X	8083	82,121,184.00	0.00	82,121,184.00	069		X	8083	82,121,184.00
069	014	X	8083	2,499,750.00	0.00	2,499,750.00	069		X	8083	2,499,750.00
069	014	X	8083	15,131,000.00	0.00	15,131,000.00	069		X	8083	15,131,000.00
069	014	X	8083	286,000,000.00	0.00	286,000,000.00	069		X	8083	286,000,000.00
069	020	X	8083	2,000,000.00	0.00	2,000,000.00	069		X	8083	2,000,000.00
069	309	X	8083	1,739,376.00	0.00	1,739,376.00	069		X	8083	1,739,376.00
069		X	0130	4,324,000.00	0.00	4,324,000.00	069		X	0548	1,000,000.00
							069		X	0759	495,000.00
							069		X	1144	5,000.00
							069		X	1145	35,000.00
							069		X	1146	20,000.00
							069		2428	1337	1,000,000.00
							069		2428	1338	1,000,000.00
							069		2434	1402	20,000.00
							069		X	1732	544,000.00
							069		X	2812	205,000.00
069		X	0142	20,926,000.00	24,369,000.00	-3,443,000.00	069	069	X	0142	-2,943,000.00
							069	069	X	0142	-500,000.00
069		X	0143	18,895,651.00	1,345,000,000.00	-1,326,104,349.00	069		X	1732	-26,900,000.00
							069	069	X	0143	-902,350,699.00
							069	069	X	0143	-76,224,349.00
							069	069	X	0143	-32,613,489.00
							069	069	X	0143	-288,015,812.00
069		2428	0143	0.00	1,500,000,000.00	-1,500,000,000.00	069		X	1732	-30,000,000.00
							069	069	2428	0143	-1,131,992,120.00
							069	069	2428	0143	-6,105,592.00
							069	069	2428	0143	-232,642,210.00
							069	069	2428	0143	-99,260,078.00
069		2427	0170	10,000,000.00	0.00	10,000,000.00	069		2427	0548	10,000,000.00



## Appropriations, Outlays, and Balances - Continued

### Footnotes

Table 1 - Appropriations and Appropriation Transfers - Department of Transportation

AID	ATA	Period of Availability	MAIN	Net Appropriations and Appropriation Transfers	Appropriation Amount	Net Appropriation Transfers	AID Involved	ATA Involved	Period of Availability Involved	MAIN Involved	Amount From or To (-)
069		X	0548	1,582,840,000.00	1,537,400,000.00	45,440,000.00	069		X	0130	-1,000,000.00
							069		2427	0548	65,255,000.00
							069		X	2812	-100,000.00
							069	069	X	0548	-18,715,000.00
069		2427	0548	9,921,440,016.07	10,141,676,687.00	-220,236,670.93	069	014	2427	0548	-102,565,391.93
							069		2427	0170	-10,000,000.00
							069		X	0548	-65,255,000.00
							069		X	1732	-12,800,000.00
							513		X	1200	-24,616,279.00
							573		2427	3742	-5,000,000.00
069		2425	0650	225,750,000.00	223,000,000.00	2,750,000.00	069		2427	0669	2,750,000.00
069		2427	0650	70,000,000.00	0.00	70,000,000.00	069		2427	0670	70,000,000.00
069		2427	0669	147,250,000.00	150,000,000.00	-2,750,000.00	069		2425	0650	-2,750,000.00
069		2427	0670	39,700,000.00	109,700,000.00	-70,000,000.00	069		2427	0650	-70,000,000.00
069		X	0759	15,117,974.94	0.00	15,117,974.94	575		X	2996	-495,000.00
							069		X	0130	-495,000.00
							069		X	1774	5,697,210.00
							069		X	1775	4,931,605.00
							069		X	2810	1,500,000.00
							069		X	2811	3,979,159.94
069		X	1144	49,995,000.00	50,000,000.00	-5,000.00	069		X	0130	-5,000.00
069		X	1145	349,965,000.00	350,000,000.00	-35,000.00	069		X	0130	-35,000.00
069		X	1146	199,980,000.00	200,000,000.00	-20,000.00	069		X	0130	-20,000.00
069		2428	1337	999,000,000.00	1,000,000,000.00	-1,000,000.00	069		X	0130	-1,000,000.00
069		2428	1338	2,999,000,000.00	3,000,000,000.00	-1,000,000.00	069		X	0130	-1,000,000.00
069		2434	1402	199,980,000.00	200,000,000.00	-20,000.00	069		X	0130	-20,000.00
069		X	1732	82,971,206.82	0.00	82,971,206.82	069		X	0130	-544,000.00
							069		X	0143	26,900,000.00
							069		2428	0143	30,000,000.00
							069		2427	0548	12,800,000.00
							069		X	1733	4,000,000.00
							069		X	1734	2,000,000.00

Appropriations, Outlays, and Balances - Continued

Footnotes

Table 1 - Appropriations and Appropriation Transfers - Department of Transportation

AID	ATA	Period of Availability	MAIN	Net Appropriations and Appropriation Transfers	Appropriation Amount	Net Appropriation Transfers	AID Involved	ATA Involved	Period of Availability Involved	MAIN Involved	Amount From or To (-)
							069		X	1735	20,000,000.00
							069	069	X	1732	-12,184,793.18
069		X	1733	196,000,000.00	200,000,000.00	-4,000,000.00	069		X	1732	-4,000,000.00
069		X	1734	98,000,000.00	100,000,000.00	-2,000,000.00	069		X	1732	-2,000,000.00
069		X	1735	188,119,276.00	1,000,000,000.00	-811,880,724.00	069		X	1732	-20,000,000.00
							069	069	X	1735	-791,880,724.00
069		X	1774	2,335,744,790.00	2,341,442,000.00	-5,697,210.00	069		X	0759	-5,697,210.00
069		X	1775	4,481,389,395.00	4,486,321,000.00	-4,931,605.00	069		X	0759	-4,931,605.00
069		X	2810	7,273,500,000.00	7,275,000,000.00	-1,500,000.00	069		X	0759	-1,500,000.00
069		X	2811	1,194,978,837.06	1,198,957,997.00	-3,979,159.94	069		X	0759	-3,979,159.94
069		X	2812	2,303,281,844.00	2,303,386,844.00	-105,000.00	069		X	0130	-205,000.00
							069		X	0548	100,000.00
069		X	5422	-158,777,857.15	0.00	-158,777,857.15	069		X	5423	-158,777,857.15
069		X	5423	158,777,857.15	0.00	158,777,857.15	069		X	5422	158,777,857.15
069		X	8003	40,288,000.00	0.00	40,288,000.00	096		X	8863	40,288,000.00
069		X	8016	152,897,611.00	0.00	152,897,611.00	069		X	8102	152,897,611.00
069		X	8020	567,957,952.35	0.00	567,957,952.35	069		X	8083	-58,508,948.90
							069		X	8102	626,611,725.25
							069	069	X	8020	-144,824.00
069		X	8058	2,264,019.00	0.00	2,264,019.00	069		X	8102	1,506,000.00
							069	069	X	8058	758,019.00
069		X	8083	53,728,519,874.68	0.00	53,728,519,874.68	069	012	X	8083	-17,691,144.80
							069	014	X	8083	-4,009,886.00
							069	014	X	8083	-82,121,184.00
							069	014	X	8083	-2,499,750.00
							069	014	X	8083	-15,131,000.00
							069	014	X	8083	-286,000,000.00
							069	020	X	8083	-2,000,000.00
							069	309	X	8083	-1,739,376.00
							069		X	8020	58,508,948.90
							069		X	8102	55,680,000,000.00
							069		X	8350	-1,464,407,437.00

## Appropriations, Outlays, and Balances - Continued

### Footnotes

Table 1 - Appropriations and Appropriation Transfers - Department of Transportation

AID	ATA	Period of Availability	MAIN	Net Appropriations and Appropriation Transfers	Appropriation Amount	Net Appropriation Transfers	AID Involved	ATA Involved	Period of Availability Involved	MAIN Involved	Amount From or To (-)
069		X	8102	-69,614,634,336.25	0.00	-69,614,634,336.25	069		X	8634	-10,000,000.00
							069	069	X	8083	-20,000,000.00
							069	069	X	8083	-1,000,000.00
							069	069	X	8083	-21,327,726.52
							069	069	X	8083	-63,012,350.00
							069	096	X	8083	-19,049,219.90
							069		X	8016	-152,897,611.00
							069		X	8020	-626,611,725.25
							069		X	8058	-1,506,000.00
							069		X	8083	-55,680,000,000.00
							069		X	8158	-423,534,000.00
							069		X	8159	-330,085,000.00
							069		X	8103	-18,757,330,877.00
069		2425	8104	-11,672,874,481.00							
069		X	8106	-3,320,000,000.00							
069		X	8107	-87,000,000.00							
069		1719	8107	-35,127,396.00							
069		1820	8107	-24,750,000.00							
069		1921	8107	-66,500,000.00							
069		2022	8107	-44,000,000.00							
069		2123	8107	-235,000,000.00							
069		2224	8107	-525,000,000.00							
069		2226	8107	-18,000,000.00							
069		2324	8107	-17,500,000.00							
069		2325	8107	-985,000,000.00							
069		2327	8107	-47,000,000.00							
069		2425	8107	-573,000,000.00							
069		2426	8107	-512,000,000.00							
069		2428	8107	-3,325,000.00							
069		1820	8108	-2,900,000.00							
069		1921	8108	-4,800,000.00							
069		2022	8108	-16,000,000.00							

Footnotes

Table 1 - Appropriations and Appropriation Transfers - Department of Transportation

AID	ATA	Period of Availability	MAIN	Net Appropriations and Appropriation Transfers	Appropriation Amount	Net Appropriation Transfers	AID Involved	ATA Involved	Period of Availability Involved	MAIN Involved	Amount From or To (-)
							069		2123	8108	-36,000,000.00
							069		2224	8108	-73,000,000.00
							069		2325	8108	-56,500,000.00
							069		2426	8108	-53,500,000.00
							069		X	8304	-348,554,000.00
069		2425	8104	11,672,874,481.00	0.00	11,672,874,481.00	069		X	8103	11,672,874,481.00
069		X	8106	3,320,000,000.00	0.00	3,320,000,000.00	069		X	8103	3,320,000,000.00
069		X	8107	87,000,000.00	0.00	87,000,000.00	069		X	8103	87,000,000.00
069		1719	8107	35,127,396.00	0.00	35,127,396.00	069		X	8103	35,127,396.00
069		1820	8107	24,750,000.00	0.00	24,750,000.00	069		X	8103	24,750,000.00
069		1921	8107	66,500,000.00	0.00	66,500,000.00	069		X	8103	66,500,000.00
069		2022	8107	44,000,000.00	0.00	44,000,000.00	069		X	8103	44,000,000.00
069		2123	8107	235,000,000.00	0.00	235,000,000.00	069		X	8103	235,000,000.00
069		2224	8107	525,000,000.00	0.00	525,000,000.00	069		X	8103	525,000,000.00
069		2226	8107	18,000,000.00	0.00	18,000,000.00	069		X	8103	18,000,000.00
069		2324	8107	17,500,000.00	0.00	17,500,000.00	069		X	8103	17,500,000.00
069		2325	8107	985,000,000.00	0.00	985,000,000.00	069		X	8103	985,000,000.00
069		2327	8107	47,000,000.00	0.00	47,000,000.00	069		X	8103	47,000,000.00
069		2425	8107	573,000,000.00	0.00	573,000,000.00	069		X	8103	573,000,000.00
069		2426	8107	512,000,000.00	0.00	512,000,000.00	069		X	8103	512,000,000.00
069		2428	8107	3,325,000.00	0.00	3,325,000.00	069		X	8103	3,325,000.00
069		1820	8108	2,900,000.00	0.00	2,900,000.00	069		X	8103	2,900,000.00
069		1921	8108	4,800,000.00	0.00	4,800,000.00	069		X	8103	4,800,000.00
069		2022	8108	16,000,000.00	0.00	16,000,000.00	069		X	8103	16,000,000.00
069		2123	8108	36,000,000.00	0.00	36,000,000.00	069		X	8103	36,000,000.00
069		2224	8108	73,000,000.00	0.00	73,000,000.00	069		X	8103	73,000,000.00
069		2325	8108	56,500,000.00	0.00	56,500,000.00	069		X	8103	56,500,000.00
069		2426	8108	53,500,000.00	0.00	53,500,000.00	069		X	8103	53,500,000.00
069		2426	8121	30,000,000.00	0.00	30,000,000.00	070		X	8185	30,000,000.00
069		X	8158	423,534,000.00	0.00	423,534,000.00	069		X	8102	423,534,000.00
069		X	8159	330,085,000.00	0.00	330,085,000.00	069		X	8102	330,085,000.00
069		X	8304	348,554,000.00	0.00	348,554,000.00	069		X	8103	348,554,000.00

## Appropriations, Outlays, and Balances - Continued

### Footnotes

Table 1 - Appropriations and Appropriation Transfers - Department of Transportation

AID	ATA	Period of Availability	MAIN	Net Appropriations and Appropriation Transfers	Appropriation Amount	Net Appropriation Transfers	AID Involved	ATA Involved	Period of Availability Involved	MAIN Involved	Amount From or To (-)
069		X	8350	13,864,407,437.00	0.00	13,864,407,437.00	069		X	8083	1,464,407,437.00
							069		X	8102	12,400,000,000.00
069		X	8634	10,000,000.00	0.00	10,000,000.00	069		X	8083	10,000,000.00
069	069	X	0142	2,943,000.00	0.00	2,943,000.00	069		X	0142	2,943,000.00
069	069	X	0142	500,000.00	0.00	500,000.00	069		X	0142	500,000.00
069	069	X	0143	902,350,699.00	0.00	902,350,699.00	069		X	0143	902,350,699.00
069	069	X	0143	76,224,349.00	0.00	76,224,349.00	069		X	0143	76,224,349.00
069	069	X	0143	32,613,489.00	0.00	32,613,489.00	069		X	0143	32,613,489.00
069	069	X	0143	288,015,812.00	0.00	288,015,812.00	069		X	0143	288,015,812.00
069	069	2428	0143	1,131,992,120.00	0.00	1,131,992,120.00	069		2428	0143	1,131,992,120.00
069	069	2428	0143	6,105,592.00	0.00	6,105,592.00	069		2428	0143	6,105,592.00
069	069	2428	0143	232,642,210.00	0.00	232,642,210.00	069		2428	0143	232,642,210.00
069	069	2428	0143	99,260,078.00	0.00	99,260,078.00	069		2428	0143	99,260,078.00
069	069	X	0548	18,715,000.00	0.00	18,715,000.00	069		X	0548	18,715,000.00
069	069	X	1732	12,184,793.18	0.00	12,184,793.18	069		X	1732	12,184,793.18
069	069	X	1735	791,880,724.00	0.00	791,880,724.00	069		X	1735	791,880,724.00
069	069	X	8020	144,824.00	0.00	144,824.00	069		X	8020	144,824.00
069	069	X	8058	-758,019.00	0.00	-758,019.00	069		X	8058	-758,019.00
069	069	X	8083	20,000,000.00	0.00	20,000,000.00	069		X	8083	20,000,000.00
069	069	X	8083	1,000,000.00	0.00	1,000,000.00	069		X	8083	1,000,000.00
069	069	X	8083	21,327,726.52	0.00	21,327,726.52	069		X	8083	21,327,726.52
069	069	X	8083	63,012,350.00	0.00	63,012,350.00	069		X	8083	63,012,350.00
069	096	X	8083	19,049,219.90	0.00	19,049,219.90	069		X	8083	19,049,219.90
<b>Total</b>				<b>38,776,430,249.00</b>	<b>38,736,253,528.00</b>	<b>40,176,721.00</b>					<b>40,176,721.00</b>

**This Page Left Blank Intentionally**

---

**This Page Left Blank Intentionally**

---

Appropriations, Outlays, and Balances - Continued

Appropriation or Fund Account  Title	Account Symbol				Balances, Beginning of Fiscal Year	Appropriations and Other Obligational Authority <sup>1</sup>	Transfers Borrowings and Investment (Net) <sup>2</sup>	Outlays (Net)	Balances Withdrawn and Other Transactions <sup>3</sup>	Balances, End of Fiscal Year	
	Period of Availability	ATA	AID	MAIN SUB							
<p><b>Department of the Treasury</b>  <b>Departmental Offices</b>  <b>General Fund Accounts</b>                      Salaries and Expenses, Departmental Offices, Treasury                      Fund Resources:</p>											
Undisbursed Funds	2022-2031		020	0101	000	145,369,602.50	-----	-----	22,164,164.01	-----	123,205,438.49
	2022-2029					1,000,000.00	-----	-----	700,000.00	-----	300,000.00
	2022-2027					1,000,000.00	-----	-----	261,055.75	-----	738,944.25
	2023-2026					-----	-----	-----	-1,500,000.00	-----	1,500,000.00
	2024-2025					-----	34,000,000.00	-----	6,194,129.23	-----	27,805,870.77
	2024					-----	252,826,000.00	-----	238,442,211.96	-----	14,383,788.04
	2023-2024					26,225,026.32	-----	-----	21,755,898.88	-----	4,469,127.44
	2023					22,748,423.28	-----	-----	19,307,775.64	-----	3,440,647.64
	2022-2023					9,128,403.03	-----	-----	8,019,375.76	-----	1,109,027.27
	2018-2023					674,954.23	-----	-----	32,781.26	-----	642,172.97
	2022					1,892,202.51	-----	-----	189,610.52	-----	1,702,591.99
	2021-2022					1,741,207.07	-----	-----	890,769.86	-----	850,437.21
	2021					2,140,492.31	-----	-----	-177,772.05	-----	2,318,264.36
	2020-2021					24,697,616.17	-----	-----	2,430.15	-----	24,695,186.02
	2020					8,652,065.88	-----	-----	36,048.80	-----	8,616,017.08
	2019-2020					1,165,853.75	-----	-----	-2,169.11	-----	1,168,022.86
	2019					2,012,006.21	-----	-----	-28,044.44	2,040,050.65	-----
	2018-2019					1,694,139.32	-----	-----	496,803.00	1,197,336.32	-----
	No Year					15,248,085.69	-----	-----	4,073,789.39	-----	11,174,296.30
	Subtotal		020	0101	000	265,390,078.27	286,826,000.00	-----	320,858,858.61	3,237,386.97	228,119,832.69
<p>Salaries and Expenses, Office of Inspector General, Treasury                      Fund Resources:</p>											
Undisbursed Funds	2021-2027		020	0106	000	1,294,665.67	-----	-----	1,255,226.10	-----	39,439.57
	2024-2025					-----	2,800,000.00	-----	1,552,197.10	-----	1,247,802.90
	2021-2025					873,483.07	-----	-----	822,967.32	-----	50,515.75
	2024					-----	45,589,000.00	-10,000.00	41,721,403.70	-----	3,857,596.30
	2023-2024					2,614,387.52	-----	474,101.00	2,194,037.88	-----	894,450.64
	2023					6,019,416.15	-----	-464,101.00	4,053,372.73	-----	1,501,942.42
	2022-2023					724,772.18	-----	-----	201,856.15	-----	522,916.03
	2022					833,096.79	-----	-----	117,431.78	-----	715,665.01
	2021-2022					1,975,925.86	-----	-----	17,513.60	-----	1,958,412.26
	2021					795,831.66	-----	-----	150,398.50	-----	645,433.16
	2020-2021					2,127,366.38	-----	-----	-----	-----	2,127,366.38
	2020					1,132,272.21	-----	-----	-----	-----	1,132,272.21

Footnotes at End of Chapter



## Appropriations, Outlays, and Balances - Continued

Appropriation or Fund Account	Account Symbol				Balances, Beginning of Fiscal Year	Appropriations and Other Obligational Authority <sup>1</sup>	Transfers Borrowings and Investment (Net) <sup>2</sup>	Outlays (Net)	Balances Withdrawn and Other Transactions <sup>3</sup>	Balances, End of Fiscal Year	
Title	Period of Availability	ATA	AID	MAIN							SUB
	2019				1,322,512.36	-----	-----	-150,398.49	1,472,910.85	-----	
	2018-2019				868,617.75	-----	-----	-----	868,617.75	-----	
	No Year				18,915,014.76	-----	-----	7,613,754.41	-----	11,301,260.35	
Funds Held Outside the Treasury	2024				-----	-----	10,000.00	-----	-----	10,000.00	
	2023				10,000.00	-----	-10,000.00	-----	-----	-----	
	Subtotal		020	0106	000	39,507,362.36	48,389,000.00	-----	59,549,760.78	2,341,528.60	26,005,072.98
Department-Wide Systems and Capital Investments Programs, Departmental Offices, Treasury Fund Resources:											
Undisbursed Funds	2024-2026		020	0115	000	-----	11,007,000.00	-----	206,498.95	-----	10,800,501.05
	2023-2025					10,876,571.56	-----	-----	7,687,949.88	-----	3,188,621.68
	2022-2024					1,712,937.38	-----	-----	1,712,937.21	-----	0.17
	2021-2023					780,747.36	-----	-----	634,271.75	-----	146,475.61
	2020-2022					1,325.43	-----	-----	5.00	-----	1,320.43
	2019-2021					7,220.03	-----	-----	-----	-----	7,220.03
	2018-2020					15,376.21	-----	-----	-----	-----	15,376.21
	2017-2019					63,230.73	-----	-----	-----	63,230.73	-----
	No Year					57,584.48	-----	-----	-----	-----	57,584.48
	Subtotal		020	0115	000	13,514,993.18	11,007,000.00	-----	10,241,662.79	63,230.73	14,217,099.66
Salaries and Expenses, Treasury Inspector General for Tax Administration, Departmental Offices, Treasury Fund Resources:											
Undisbursed Funds	2022-2031		020	0119	000	390,690,209.86	-----	-----	37,551,291.42	-----	353,138,918.44
	2024-2025					-----	5,000,000.00	-----	-----	-----	5,000,000.00
	2024					-----	167,508,000.00	-120,700.00	161,273,671.52	-----	6,113,628.48
	2023-2024					5,000,000.00	-----	-----	4,995,755.49	-----	4,244.51
	2023					18,220,063.83	-----	120,700.00	14,353,847.93	-----	3,986,915.90
	2021-2023					11,946.68	-----	-----	141.19	-----	11,805.49
	2022					3,039,861.59	-----	-----	947,679.26	-----	2,092,182.33
	2021-2022					501,138.90	-----	-----	297,132.79	-----	204,006.11
	2021					643,944.96	-----	-----	64,850.45	-----	579,094.51
	2020-2021					182,147.72	-----	-----	170,083.72	-----	12,064.00
	2020					719,702.70	-----	-----	71,982.03	-----	647,720.67
	2019-2020					51,665.27	-----	-----	50,921.52	-----	743.75
	2019					1,268,747.74	-----	-----	317,106.39	951,641.35	-----
	2018-2019					83,837.70	-----	-----	-----	83,837.70	-----
	No Year					184.07	-----	-----	-----	-----	184.07
Funds Held Outside the Treasury	2024					-----	-----	120,700.00	-----	-----	120,700.00
	2023					120,700.00	-----	-120,700.00	-----	-----	-----

Footnotes at End of Chapter

Appropriations, Outlays, and Balances - Continued

Appropriation or Fund Account  Title	Account Symbol				Balances, Beginning of Fiscal Year	Appropriations and Other Obligational Authority <sup>1</sup>	Transfers Borrowings and Investment (Net) <sup>2</sup>	Outlays (Net)	Balances Withdrawn and Other Transactions <sup>3</sup>	Balances, End of Fiscal Year	
	Period of Availability	ATA	AID	MAIN							SUB
Subtotal			020	0119	000	420,534,151.02	172,508,000.00	-----	220,094,463.71	1,035,479.05	371,912,208.26
Terrorism Insurance Program, Departmental Offices, Treasury Fund Resources:											
Undisbursed Funds	No Year		020	0123	000	2,189,980.23	7,093,165.03	-----	6,008,263.90	-----	3,274,881.36
Homeowner Assistance Fund, Departmental Offices, Treasury Fund Resources:											
Undisbursed Funds	2021-2025		020	0124	000	94,510,305.11	-----	-----	40,684,210.29	-----	53,826,094.82
Assistance to Federal National Mortgage Association and Federal Home Loan Mortgage Corporation, Departmental Offices, Treasury Fund Resources:											
Undisbursed Funds	No Year		020	0125	000	254,051,000,000.00	-----	-----	-----	-----	254,051,000,000.00
GSE Mortgage-Backed Securities Purchase Program Account, Departmental Offices, Treasury Fund Resources:											
Undisbursed Funds	2024		020	0126	000	-----	1,274,725.68	-----	1,091,392.27	4 62,700.00	120,633.41
	2023					203,966.70	-----	-----	166,666.70	-----	37,300.00
	2022					225,900.08	-----	-----	-----	-----	225,900.08
	2021					225,900.00	-----	-----	-----	-----	225,900.00
	2020					223,300.04	-----	-----	-----	-----	223,300.04
	2019					219,400.04	-----	-----	-----	219,400.04	-----
Subtotal			020	0126	000	1,098,466.86	1,274,725.68	-----	1,258,058.97	282,100.04	833,033.53
Office of Financial Stability, Departmental Offices, Treasury Fund Resources:											
Undisbursed Funds	2024		020	0128	000	-----	2,191,000.00	-----	1,665,087.31	-----	525,912.69
	2023					14,352,708.55	-----	-----	2,816,534.77	-----	11,536,173.78
	2022					7,324,053.85	-----	-----	2,324.96	-----	7,321,728.89
	2021					7,653,989.89	-----	-----	-----	-----	7,653,989.89
	2020					13,266,433.57	-----	-----	-----	-----	13,266,433.57
	2019					14,033,713.87	-----	-----	-----	14,033,713.87	-----
Subtotal			020	0128	000	56,630,899.73	2,191,000.00	-----	4,483,947.04	14,033,713.87	40,304,238.82
Special Inspector General for Troubled Assets Relief Program, Departmental Offices, Treasury Fund Resources:											
Undisbursed Funds	2023		020	0133	000	6,265,466.24	-----	-----	253,304.92	-----	6,012,161.32
	2022					2,192,122.16	-----	-----	9,018.55	-----	2,183,103.61
	2021					317,972.74	-----	-----	-----	-----	317,972.74
	2020					157,588.85	-----	-----	-----	-----	157,588.85
	2019					179,394.92	-----	-----	-----	179,394.92	-----
	No Year					7,092,098.85	-----	-----	3,765,833.51	-----	3,326,265.34
Subtotal			020	0133	000	16,204,643.76	-----	-----	4,028,156.98	179,394.92	11,997,091.86

Footnotes at End of Chapter

## Appropriations, Outlays, and Balances - Continued

Appropriation or Fund Account  Title	Account Symbol				Balances, Beginning of Fiscal Year	Appropriations and Other Obligational Authority <sup>1</sup>	Transfers Borrowings and Investment (Net) <sup>2</sup>	Outlays (Net)	Balances Withdrawn and Other Transactions <sup>3</sup>	Balances, End of Fiscal Year	
	Period of Availability	ATA	AID	MAIN							SUB
Troubled Asset Relief Program, Housing Programs, Departmental Offices, Treasury Fund Resources: Undisbursed Funds	No Year		020	0136	000	14,162,531,976.06	-----	-----	-----	14,162,531,976.06	
Small Business Lending Fund, Departmental Offices, Treasury Fund Resources: Undisbursed Funds	No Year		020	0141	000	1,603,574.74	128,205.03	-----	963,623.18	-----	768,156.59
State Small Business Credit Initiative, Departmental Offices, Treasury Fund Resources: Undisbursed Funds	No Year		020	0142	000	7,145,109,376.72	-283,000,000.00	-----	584,937,365.28	-----	6,277,172,011.44
Social Impact Demonstration Projects, Departmental Offices, Treasury Fund Resources: Undisbursed Funds Transfer To: Social Impact Demonstration Projects (SIPRA) - DOL Subtotal	2018-2028		020	0146	000	83,561,170.01	-----	-43,709.00	863,267.18	-----	82,654,193.83
	2018-2028	016	020	0146	000	8,131,880.00	-----	43,709.00	43,709.00	-----	8,131,880.00
	Subtotal		020	0146	000	91,693,050.01	-----	-----	906,976.18	-----	90,786,073.83
Emergency Rental Assistance, Departmental Offices, Treasury Fund Resources: Undisbursed Funds Subtotal	2021-2027		020	0150	000	196,233,133.22	-----	-----	65,071,361.31	-----	131,161,771.91
	2021					368,456,925.62	-----	-----	-450,525,523.60	-----	818,982,449.22
	Subtotal		020	0150	000	564,690,058.84	-----	-----	-385,454,162.29	-----	950,144,221.13
Transportation Services Economic Relief, Department Offices, Treasury Fund Resources: Undisbursed Funds	No Year		020	0156	000	28,364,562.81	-----	-----	22,508,746.32	-----	5,855,816.49
Pandemic Relief for Aviation Workers, Departmental Offices, Treasury Fund Resources: Undisbursed Funds	No Year		020	0158	000	6,430,155.23	-----	-----	-720,076.31	-----	7,150,231.54
Community Development Financial Institutions Fund Program, Emergency Support, Departmental Offices, Treasury Fund Resources: Undisbursed Funds Subtotal	2021		020	0160	000	5,839,328.94	-----	-----	3,075,060.00	-----	2,764,268.94
	No Year					509,279,069.69	-----	-----	305,135,548.41	-----	204,143,521.28
	Subtotal		020	0160	000	515,118,398.63	-----	-----	308,210,608.41	-----	206,907,790.22
Emergency Capital Investment Fund, Departmental Offices, Treasury Fund Resources: Undisbursed Funds	No Year		020	0161	000	291,160,652.10	-80,000,000.00	-----	13,000,497.56	-----	198,160,154.54
Committee on Foreign Investment in the United States Fund, Departmental Offices, Treasury Fund Resources: Undisbursed Funds	No Year		020	0165	000	19,009,815.60	1,271,244.99	-----	-3,541,966.01	-----	23,823,026.60

Footnotes at End of Chapter

Appropriations, Outlays, and Balances - Continued

Appropriation or Fund Account  Title	Account Symbol				Balances, Beginning of Fiscal Year	Appropriations and Other Obligational Authority <sup>1</sup>	Transfers Borrowings and Investment (Net) <sup>2</sup>	Outlays (Net)	Balances Withdrawn and Other Transactions <sup>3</sup>	Balances, End of Fiscal Year
	Period of Availability	ATA	AID	MAIN						
Salaries and Expenses, Office of Terrorism and Financial Intelligence, Departmental Offices, Treasury Fund Resources: Undisbursed Funds	2024-2025		020	1804	000	----- 16,000,000.00	----- -----	387,821.26	-----	15,612,178.74
	2024					----- 210,662,000.00	----- -----	188,770,116.47	-----	21,891,883.53
	2023-2024					11,999,677.05	----- 406,195.00	3,525,165.37	-----	8,880,706.68
	2023					42,270,357.90	----- -406,195.00	35,218,596.18	-----	6,645,566.72
	2022-2023					25,046,299.27	----- -----	19,542,618.60	-----	5,503,680.67
	2022					846,289.49	----- -----	276,560.21	-----	569,729.28
	2021-2022					1,507,699.93	----- -----	432,968.44	-----	1,074,731.49
	2021					789,949.67	----- -----	-818,148.23	-----	1,608,097.90
	2020-2021					1,005,486.34	----- -----	4,512.59	-----	1,000,973.75
	2020					3,086,978.44	----- -----	-700,430.64	-----	3,787,409.08
	2019-2020					1,201,341.33	----- -----	34,111.05	-----	1,167,230.28
	2019					2,952,210.64	----- -----	6,151.94	2,946,058.70	-----
	2018-2019					725,169.21	----- -----	1,232.85	723,936.36	-----
	No Year					11,319,422.16	----- -----	5,805,443.15	-----	5,513,979.01
	Subtotal		020	1804	000	102,750,881.43	----- 226,662,000.00	252,486,719.24	3,669,995.06	73,256,167.13
Cybersecurity Enhancement Account, Departmental Offices, Treasury Fund Resources: Undisbursed Funds	2024-2026		020	1855	000	----- 36,500,000.00	----- 158,284,105.82	39,456.04	-----	194,744,649.78
	2023-2025					96,425,390.38	----- -----	50,295,359.37	-----	46,130,031.01
	2022-2024					39,783,194.19	----- -----	32,354,499.68	-----	7,428,694.51
	2021-2023					3,119,397.12	----- -----	1,649,624.03	-----	1,469,773.09
	2020-2022					2,197,947.57	----- -----	86,878.73	-----	2,111,068.84
	2019-2021					1,088,932.25	----- -----	95,597.33	-----	993,334.92
	2018-2020					2,407,018.43	----- -----	-----	-----	2,407,018.43
	2017-2019					1,215,351.63	----- -----	-----	1,215,351.63	-----
	Subtotal		020	1855	000	146,237,231.57	----- 36,500,000.00	84,521,415.18	1,215,351.63	255,284,570.58
Community Development Financial Institutions Fund, Program Account, Treasury Fund Resources: Undisbursed Funds	2024-2025		020	1881	000	----- 289,084,425.00	----- -----	8,826,404.55	-----	280,258,020.45
	2024					----- 35,000,000.00	----- -----	29,118,125.48	-----	5,881,874.52
	2023-2024					289,000,000.13	----- -----	43,540,029.00	-----	245,459,971.13
	2023					9,081,992.49	----- -----	8,155,675.41	-----	926,317.08
	2022-2023					67,796,496.99	----- -----	50,938,396.02	-----	16,858,100.97
	2022					2,868,535.19	----- -----	205,550.47	-----	2,662,984.72
	2021-2022					10,916,572.66	----- -----	6,062,499.00	-----	4,854,073.66
	2021					1,108,739.84	----- -----	15,662.08	-----	1,093,077.76

Footnotes at End of Chapter

## Appropriations, Outlays, and Balances - Continued

Appropriation or Fund Account  Title	Account Symbol				Balances, Beginning of Fiscal Year	Appropriations and Other Obligational Authority <sup>1</sup>	Transfers Borrowings and Investment (Net) <sup>2</sup>	Outlays (Net)	Balances Withdrawn and Other Transactions <sup>3</sup>	Balances, End of Fiscal Year
	Period of Availability	ATA	AID	MAIN						
	2020-2021				2,640,315.64	-----	-----	1,925,041.83	-----	715,273.81
	2020				607,552.16	-----	-----	-----	-----	607,552.16
	2019-2020				1,334,254.77	-----	-----	75,000.00	-----	1,259,254.77
	2019				431,162.76	-----	-----	-----	431,162.76	-----
	2018-2019				465,013.24	-----	-----	-----	465,013.24	-----
	No Year				8,940,268.14	5,676,806.00	-----	-39,200,927.34	-----	53,818,001.48
	Subtotal	020	1881	000	395,190,904.01	329,761,231.00	-----	109,661,456.50	896,176.00	614,394,502.51
Economic Stabilization Program Account, Departmental Offices, Treasury Fund Resources:										
Undisbursed Funds	2020-2026	020	1889	000	26,557,612.38	6,777,238.57	-----	10,433,988.20	-----	22,900,862.75
Coronavirus Relief Fund, Departmental Offices, Treasury Fund Resources:										
Undisbursed Funds	2021-2025	020	1892	000	85,668,731.86	-----	-158,284,105.82	-94,137,912.35	-----	21,522,538.39
	2020				142,903,341.68	-----	-----	-16,724,606.89	-----	159,627,948.57
	No Year				12,339,384.01	-----	-----	334,095.68	-----	12,005,288.33
	Subtotal	020	1892	000	240,911,457.55	-----	-158,284,105.82	-110,528,423.56	-----	193,155,775.29
Special Inspector General for Pandemic Recovery, Treasury Fund Resources:										
Undisbursed Funds	No Year	020	1893	000	3,580,547.44	11,880,000.00	-----	11,918,676.19	-----	3,541,871.25
Air Carrier Worker Support, Departmental Offices, Department of Treasury Fund Resources:										
Undisbursed Funds	No Year	020	1894	000	85,045,533.15	-----	-----	1,947,420.31	-----	83,098,112.84
Coronavirus Capital Projects Fund, Departmental Offices, Treasury Fund Resources:										
Undisbursed Funds	No Year	020	1896	000	9,768,279,242.99	-----	-----	585,627,822.13	-----	9,182,651,420.86
Local Assistance and Tribal Consistency Fund, Departmental Offices, Treasury Fund Resources:										
Undisbursed Funds	2021-2023	020	1897	000	129,787,210.98	-----	-----	127,140,651.19	-----	2,646,559.79
IT System Modernization and Working Capital Fund Fund Resources:										
Undisbursed Funds	2024-2027	020	1921	000	-----	6,700,000.00	-----	-----	-----	6,700,000.00
<b>Special Fund Accounts</b>										
Presidential Election Campaign Fund, Treasury Fund Resources:										
Undisbursed Funds	No Year	020	5081	000	402,056,607.79	21,403,197.00	-----	403,173,948.67	-----	20,285,856.12
Financial Research Fund, Departmental Offices, Treasury Fund Resources:										
Undisbursed Funds	No Year	020	5590	000	10,000,000.00	128,163,389.43	-10,254,776.81	121,291,975.19	-----	6,616,637.43
Investments in US Treasury Securities					125,178,659.16	-----	10,254,776.81	-----	-----	135,433,435.97

Footnotes at End of Chapter

Appropriations, Outlays, and Balances - Continued

Appropriation or Fund Account  Title	Account Symbol				Balances, Beginning of Fiscal Year	Appropriations and Other Obligational Authority <sup>1</sup>	Transfers Borrowings and Investment (Net) <sup>2</sup>	Outlays (Net)	Balances Withdrawn and Other Transactions <sup>3</sup>	Balances, End of Fiscal Year
	Period of Availability	ATA	AID	MAIN SUB						
Subtotal		020	5590	000	135,178,659.16	128,163,389.43	-----	121,291,975.19	-----	142,050,073.40
Treasury Forfeiture Fund, Treasury Fund Resources:										
Undisbursed Funds	No Year	020	5697	000	52,912,631.36	2,333,417,136.24	-759,376,000.00	904,533,451.72	<sup>4</sup> 647,500,000.00	74,920,315.88
Unrealized Discount on Investments					-9,601,994.11	-----	-4,259,510.43	-----	-----	-13,861,504.54
Investments in US Treasury Securities					2,342,583,994.11	-----	763,635,510.43	-----	-----	3,106,219,504.54
Subtotal		020	5697	000	2,385,894,631.36	2,333,417,136.24	-----	904,533,451.72	647,500,000.00	3,167,278,315.88
<b>Public Enterprise Funds</b>										
Exchange Stabilization Fund, Office of the Secretary, Treasury Fund Resources:										
Undisbursed Funds	No Year	020	4444	000	<sup>5</sup> -----	-----	-2,683,215,385.53	-1,506,490,849.70	-541,333,568.26	<sup>6</sup> -635,390,967.57
Investments in US Treasury Securities					14,697,904,922.96	-----	678,629,343.58	-----	-----	15,376,534,266.54
Investments in Foreign Securities (Means of Financing) - ESF					3,672,828,770.53	-----	-635,390,967.57	-----	-----	3,037,437,802.96
Funds Held Outside the Treasury					13,680,080,319.54	-----	2,004,586,041.95	-----	-----	15,684,666,361.49
Holdings of Special Drawing Rights					162,057,809,212.51	-----	-----	-----	-10,837,216,627.72	172,895,025,840.23
Subtotal		020	4444	000	194,108,623,225.54	-----	-635,390,967.57	-1,506,490,849.70	-11,378,550,195.98	206,358,273,303.65
<b>Intragovernmental Funds</b>										
Treasury Franchise Fund, Treasury Fund Resources:										
Undisbursed Funds	No Year	020	4560	010	608,818,741.96	-----	-----	-204,848,495.75	-----	813,667,237.71
<b>Trust Fund Accounts</b>										
Capital Magnet Fund, Community Development Financial Institutions, Departmental Offices, Treasury Fund Resources:										
Undisbursed Funds	No Year	020	8524	000	639,105,087.08	105,471,015.55	-----	319,594,347.96	-----	424,981,754.67
Gifts and Bequests, Treasury Fund Resources:										
Undisbursed Funds	No Year	020	8790	000	479,258.63	1,576,645.27	-1,570,366.98	6,278.29	-----	479,258.63
Investments in US Treasury Securities					1,088,886.17	-----	1,570,366.98	-----	-----	2,659,253.15
Subtotal		020	8790	000	1,568,144.80	1,576,645.27	-----	6,278.29	-----	3,138,511.78
Total, Departmental Offices					486,965,878,220.45	3,376,000,193.79	-635,390,967.57	2,318,489,377.15	-10,704,095,839.11	498,092,093,908.63
<b>Financial Crimes Enforcement Network</b>										
<b>General Fund Accounts</b>										
Salaries and Expenses, Financial Crimes Enforcement Network, Treasury Fund Resources:										
Undisbursed Funds	2024-2026	020	0173	000	-----	55,000,000.00	-----	-----	-----	55,000,000.00
	2023-2025				55,000,000.00	-----	-----	1,046,060.03	-----	53,953,939.97
	2024				-----	135,193,000.00	-----	99,864,080.88	-----	35,328,919.12
	2022-2024				34,620,764.26	-----	-----	26,527,595.86	-----	8,093,168.40
	2023				39,201,662.19	-----	-----	36,315,997.36	-----	2,885,664.83

Footnotes at End of Chapter

## Appropriations, Outlays, and Balances - Continued

Appropriation or Fund Account  Title	Account Symbol				Balances, Beginning of Fiscal Year	Appropriations and Other Obligational Authority <sup>1</sup>	Transfers Borrowings and Investment (Net) <sup>2</sup>	Outlays (Net)	Balances Withdrawn and Other Transactions <sup>3</sup>	Balances, End of Fiscal Year	
	Period of Availability	ATA	AID	MAIN							SUB
	2022-2023				21,560,393.32	-----	-----	15,094,324.23	-----	6,466,069.09	
	2021-2023				1,806,538.90	-----	-----	1,739,513.10	-----	67,025.80	
	2022				2,042,128.99	-----	-----	666,131.56	-----	1,375,997.43	
	2020-2022				58,579.36	-----	-----	-----	-----	58,579.36	
	2021				1,588,175.06	-----	-----	-14,458.63	-----	1,602,633.69	
	2019-2021				1,363,631.37	-----	-----	-1,880,461.66	-----	3,244,093.03	
	2020				1,780,309.78	-----	-----	11,205.67	-----	1,769,104.11	
	2018-2020				376,093.83	-----	-----	-----	-----	376,093.83	
	2019				2,303,300.78	-----	-----	1,032.15	2,302,268.63	-----	
	2017-2019				768,563.92	-----	-----	-----	768,563.92	-----	
	Subtotal		020	0173	000	162,470,141.76	190,193,000.00	-----	179,371,020.55	3,070,832.55	170,221,288.66
<b>Public Enterprise Funds</b>											
Financial Integrity Fund, Financial Crimes Enforcement Network, Treasury Fund Resources:											
Undisbursed Funds	No Year		020	4394	000	450,000.00	-----	-155,491,464.25	-162,988,231.00	-----	7,946,766.75
Investments in US Treasury Securities						-----	-----	155,491,464.25	-----	-----	155,491,464.25
	Subtotal		020	4394	000	450,000.00	-----	-162,988,231.00	-----	-----	163,438,231.00
Total, Financial Crimes Enforcement Network						162,920,141.76	190,193,000.00	-----	16,382,789.55	3,070,832.55	333,659,519.66
<b>Bureau of the Fiscal Service</b>											
<b>General Fund Accounts</b>											
Salaries and Expenses, Bureau of the Fiscal Service, Treasury Fund Resources:											
Undisbursed Funds	2024-2026		020	0520	000	-----	8,000,000.00	-----	-----	-----	8,000,000.00
	2023-2025					8,000,000.00	-----	-----	-----	-----	8,000,000.00
	2024					-----	383,109,000.00	-----	381,138,957.94	-----	1,970,042.06
	2023-2024					-----	-----	1,080,080.00	-----	-----	1,080,080.00
	2022-2024					8,000,000.00	-----	-----	8,000,000.00	-----	-----
	2023					24,040,989.40	-----	-1,080,080.00	20,334,684.43	-----	2,626,224.97
	2022-2023					905,593.00	-----	-----	905,593.00	-----	-----
	2022					2,611,189.47	-----	-----	833,534.52	-----	1,777,654.95
	2021-2022					8,191,261.98	-----	-----	76,549.76	-----	8,114,712.22
	2020-2022					34,701.21	-----	-----	-----	-----	34,701.21
	2021					1,513,631.13	-----	-----	-203,624.24	-----	1,717,255.37
	2020-2021					899,328.21	-----	-----	-----	-----	899,328.21
	2020					2,834,262.28	-----	-----	-389,663.13	-----	3,223,925.41
	2019-2020					30,478.59	-----	-----	-----	-----	30,478.59
	2019					3,970,031.43	-----	-----	-96,367.09	4,066,398.52	-----
	2018-2019					18,259.13	-----	-----	-----	18,259.13	-----

Footnotes at End of Chapter

Appropriations, Outlays, and Balances - Continued

Appropriation or Fund Account  Title	Account Symbol				Balances, Beginning of Fiscal Year	Appropriations and Other Obligational Authority <sup>1</sup>	Transfers Borrowings and Investment (Net) <sup>2</sup>	Outlays (Net)	Balances Withdrawn and Other Transactions <sup>3</sup>	Balances, End of Fiscal Year	
	Period of Availability	ATA	AID	MAIN							SUB
	2017-2019				10,000.00	-----	-----	-----	10,000.00	-----	
	No Year				27,336,346.17	-----	-----	5,196,523.97	-----	22,139,822.20	
	Subtotal		020	0520	000	88,396,072.00	391,109,000.00	-----	415,796,189.16	4,094,657.65	59,614,225.19
Reimbursements to Federal Reserve Banks, Bureau of the Fiscal Service, Treasury Fund Resources: Undisbursed Funds	No Year		020	0562	000	59,995,636.05	188,390,836.10	-----	188,461,055.58	-----	59,925,416.57
Relief of Individuals and Others by Private and Public Laws, Bureau of the Fiscal Service, Treasury Fund Resources: Undisbursed Funds	No Year		020	1706	000	443,162.78	-----	-----	-----	-----	443,162.78
Payment of Government Losses in Shipment, Bureau of the Fiscal Service, Treasury Fund Resources: Undisbursed Funds	No Year		020	1710	000	-----	-42,811.53	-----	-42,811.53	-----	-----
Judgements, Court of Claims (Indefinite), Bureau of the Fiscal Service, Treasury Fund Resources: Undisbursed Funds	No Year		020	1740	000	6,146.02	918,065,116.92	-----	918,065,116.92	-----	6,146.02
Judgements, United States Courts (Indefinite), Bureau of the Fiscal Service, Treasury Fund Resources: Undisbursed Funds	No Year		020	1741	000	57,205,028.01	818,501,598.67	-----	847,421,421.91	-----	28,285,204.77
Claims for Damages (Indefinite), Bureau of the Fiscal Service, Treasury Fund Resources: Undisbursed Funds	No Year		020	1742	000	1,215.84	1,353,641.71	-----	1,353,641.71	-----	1,215.84
Claims for Contract Disputes (Indefinite), Bureau of the Fiscal Service, Treasury Fund Resources: Undisbursed Funds	No Year		020	1743	000	-----	143,860,051.29	-----	143,860,051.29	-----	-----
Financial Agent Services, Bureau of the Fiscal Service, Treasury Fund Resources: Undisbursed Funds	No Year		020	1802	000	104,653,640.18	1,344,922,336.92	-----	1,336,978,007.19	-----	112,597,969.91
Payment to the Resolution Funding Corporation, Bureau of the Fiscal Service, Treasury Fund Resources: Undisbursed Funds	No Year		020	1851	000	-----	919,663,271.33	-----	919,663,271.33	-----	-----
Interest on Uninvested Funds (Indefinite), Bureau of the Fiscal Service, Treasury Fund Resources: Undisbursed Funds	No Year		020	1860	000	119,937,586.38	45,655,318.57	-----	23,139,514.28	-----	142,453,390.67
Federal Interest Liabilities to the States, Bureau of the Fiscal											

Footnotes at End of Chapter



## Appropriations, Outlays, and Balances - Continued

Appropriation or Fund Account  Title	Account Symbol				Balances, Beginning of Fiscal Year	Appropriations and Other Obligational Authority <sup>1</sup>	Transfers Borrowings and Investment (Net) <sup>2</sup>	Outlays (Net)	Balances Withdrawn and Other Transactions <sup>3</sup>	Balances, End of Fiscal Year
	Period of Availability	ATA	AID	MAIN						
Service, Treasury Fund Resources: Undisbursed Funds	No Year		020	1877	000	270,644.00	-----	270,644.00	-----	-----
Credit Reform: Interest Paid on Uninvested Funds (Indefinite), Bureau of the Fiscal Service, Treasury Fund Resources: Undisbursed Funds	No Year		020	1880	000	10,246,777,547.49	-----	10,246,777,547.49	-----	-----
Federal Reserve Bank Reimbursement Fund, Bureau of the Fiscal Service, Treasury Fund Resources: Undisbursed Funds	No Year		020	1884	000	202,490,275.99	-----	609,361,906.31	-----	225,833,719.70
<b>Special Fund Accounts</b>										
Debt Collection Fund, Bureau of the Fiscal Service, Treasury Fund Resources: Undisbursed Funds	No Year		020	5445	000	198,692,434.52	-----	180,678,432.23	+ 16,758,242.00	224,153,948.89
HOPE Reserve Fund, Bureau of the Fiscal Service, Treasury Fund Resources: Undisbursed Funds	No Year		020	5581	000	86,000,000.00	-----	-----	-----	86,000,000.00
Guam World War II Claims Fund, Treasury Fund Resources: Undisbursed Funds	No Year		020	5680	000	8,810,747.00	-----	278,413.78	-----	8,532,333.22
Continued Dumping and Subsidy Offset, United States Customs Service, Treasury Fund Resources: Undisbursed Funds	No Year		020	5688	000	123,853,707.58	-----	18,422,352.71	-----	124,387,777.09
<b>Public Enterprise Funds</b>										
United States Treasury Check Forgery Insurance Fund, Bureau of the Fiscal Service, Treasury Fund Resources: Undisbursed Funds	No Year		020	4109	000	2,371,441.55	-----	7,083,038.06	-----	5,288,403.49
<b>Trust Fund Accounts</b>										
Lower Brule Sioux Tribe Terrestrial Wildlife Habitat Restoration Trust Fund, Bureau of the Fiscal Service, Treasury Fund Resources: Undisbursed Funds	No Year		020	8207	000	-----	372,417.80	-32,417.80	340,000.00	-----
Unrealized Discount on Investments						-60,132.60	-----	-2,985.33	-----	-63,117.93
Investments in US Treasury Securities						15,736,172.84	-----	35,403.13	-----	15,771,575.97
Subtotal			020	8207	000	15,676,040.24	-----	372,417.80	-----	15,708,458.04
Cheyenne River Sioux Tribe Terrestrial Wildlife Habitat Restoration Trust Fund, Bureau of the Fiscal Service, Treasury Fund Resources: Undisbursed Funds	No Year		020	8209	000	-----	1,082,367.40	-255,106.35	827,261.05	-----
Unrealized Discount on Investments						-170,282.07	-----	-8,502.14	-----	-178,784.21
Investments in US Treasury Securities						45,447,553.12	-----	263,608.49	-----	45,711,161.61

Footnotes at End of Chapter

Appropriations, Outlays, and Balances - Continued

Appropriation or Fund Account  Title	Account Symbol				Balances, Beginning of Fiscal Year	Appropriations and Other Obligational Authority <sup>1</sup>	Transfers Borrowings and Investment (Net) <sup>2</sup>	Outlays (Net)	Balances Withdrawn and Other Transactions <sup>3</sup>	Balances, End of Fiscal Year
	Period of Availability	ATA	AID	MAIN SUB						
Subtotal		020	8209	000	45,277,271.05	1,082,367.40	-----	827,261.05	-----	45,532,377.40
Gulf Coast Restoration Trust Fund, Bureau of the Fiscal Service, Treasury Fund Resources:										
Undisbursed Funds	No Year	020	8625	000	-----	438,928,089.67	-161,570,439.57	277,357,650.10	-----	-----
Unrealized Discount on Investments					-76,102,122.25	-----	21,871,348.16	-----	-----	-54,230,774.09
Investments in US Treasury Securities					2,302,751,895.68	-----	139,699,091.41	-----	-----	2,442,450,987.09
Subtotal		020	8625	000	2,226,649,773.43	438,928,089.67	-----	277,357,650.10	-----	2,388,220,213.00
Total, Bureau of the Fiscal Service					3,340,460,178.62	16,343,469,387.18	-----	16,136,092,703.57	20,852,899.65	3,526,983,962.58
<b>Federal Financing Bank</b>										
<b>Intragovernmental Funds</b>										
Federal Financing Bank Revolving Fund, Treasury Fund Resources:										
Undisbursed Funds	No Year	020	4521	000	-19,926,588,767.20	-----	<sup>7,8,9</sup> 108,269,728.51	-154,982,420.49	-----	<sup>6</sup> -19,663,336,618.20
Total, Federal Financing Bank					-19,926,588,767.20	-----	108,269,728.51	-154,982,420.49	-----	-19,663,336,618.20
<b>Alcohol and Tobacco Tax and Trade Bureau</b>										
<b>General Fund Accounts</b>										
Salaries and Expenses, Alcohol and Tobacco Tax and Trade Bureau, Treasury Fund Resources:										
Undisbursed Funds	2024-2026	020	1008	000	-----	5,000,000.00	-----	276,482.07	-----	4,723,517.93
	2024				-----	152,795,000.00	-----	115,769,149.25	-----	37,025,850.75
	2023-2024				4,535,926.38	-----	583,000.00	3,833,993.82	-----	1,284,932.56
	2023				33,381,053.21	-----	-583,000.00	27,528,609.34	-----	5,269,443.87
	2022-2023				794,269.57	-----	-----	741,354.83	-----	52,914.74
	2022				3,225,073.99	-----	-----	2,509,932.09	-----	715,141.90
	2021-2022				336,619.16	-----	-----	260,027.79	-----	76,591.37
	2021				522,076.03	-----	-----	110,976.93	-----	411,099.10
	2020-2021				148,461.85	-----	-----	-----	-----	148,461.85
	2020				594,838.98	-----	-----	-----	-----	594,838.98
	2019-2020				111,351.84	-----	-----	-----	-----	111,351.84
	2019				658,563.67	-----	-----	2,974.87	655,588.80	-----
	2018-2019				19,452.84	-----	-----	-----	19,452.84	-----
Subtotal		020	1008	000	44,327,687.52	157,795,000.00	-----	151,033,500.99	675,041.64	50,414,144.89
<b>Special Fund Accounts</b>										
Internal Revenue, Collections for Puerto Rico, Treasury Fund Resources:										
Undisbursed Funds	No Year	020	5737	000	-----	393,907,569.58	-----	393,907,569.58	-----	-----
Total, Alcohol and Tobacco Tax and Trade Bureau					44,327,687.52	551,702,569.58	-----	544,941,070.57	675,041.64	50,414,144.89

Footnotes at End of Chapter

## Appropriations, Outlays, and Balances - Continued

Appropriation or Fund Account	Account Symbol				Balances, Beginning of Fiscal Year	Appropriations and Other Obligational Authority <sup>1</sup>	Transfers Borrowings and Investment (Net) <sup>2</sup>	Outlays (Net)	Balances Withdrawn and Other Transactions <sup>3</sup>	Balances, End of Fiscal Year	
Title	Period of Availability	ATA	AID	MAIN							SUB
<b>Bureau of Engraving and Printing</b>											
<b>Intragovernmental Funds</b>											
Bureau of Engraving and Printing Fund, Treasury											
Fund Resources:											
Undisbursed Funds	No Year		020	4502	000	80,695,243.81	-----	-----	-165,208,182.06	-----	245,903,425.87
Total, Bureau of Engraving and Printing						80,695,243.81	-----	-----	-165,208,182.06	-----	245,903,425.87
<b>United States Mint</b>											
<b>Public Enterprise Funds</b>											
United States Mint Public Enterprise Fund, Treasury											
Fund Resources:											
Undisbursed Funds	No Year		020	4159	000	1,354,222,509.75	-----	-----	-50,996,083.89	-----	1,405,218,593.64
Total, United States Mint						1,354,222,509.75	-----	-----	-50,996,083.89	-----	1,405,218,593.64
<b>Internal Revenue Service</b>											
<b>General Fund Accounts</b>											
Refunding Internal Revenue Collections, Interest (Indefinite), Treasury											
Fund Resources:											
Undisbursed Funds	No Year		020	0904	000	-----	5,308,375,954.03	-----	5,308,375,954.03	-----	-----
U.S. Coronavirus Payments, Internal Revenue Service, Treasury											
Fund Resources:											
Undisbursed Funds	No Year		020	0905	000	-----	232,354,369.68	-----	232,354,369.68	-----	-----
Payment Where Earned Income Credit Exceeds Liability for Tax, Internal Revenue Service, Treasury											
Fund Resources:											
Undisbursed Funds	No Year		020	0906	000	-----	60,011,006,552.22	-----	60,011,006,552.22	-----	-----
Taxpayer Services, Internal Revenue Service, Treasury											
Fund Resources:											
Undisbursed Funds	2022-2031		020	0912	000	2,346,356,971.85	-----	-----	375,788,629.31	-----	1,970,568,342.54
	2024-2025					-----	141,000,000.00	-----	-----	-----	141,000,000.00
	2024					-----	3,116,528,000.00	-----	2,942,070,083.90	-----	174,457,916.10
	2023-2024					69,324,008.39	-----	1,493,832.00	60,635,766.97	-----	10,182,073.42
	2023					305,710,877.83	-----	-1,493,832.00	283,587,053.63	-----	20,629,992.20
	2022-2023					5,991,111.45	-----	-----	4,432,393.82	-----	1,558,717.63
	2021-2023					10,642,187.09	-----	-----	2,422,056.39	-----	8,220,130.70
	2022					23,520,835.32	-----	-----	3,212,359.25	-----	20,308,476.07
	2021-2022					1,487,040.01	-----	-----	47,437.43	-----	1,439,602.58
	2021					18,082,942.45	-----	-----	-257,437.00	-----	18,340,379.45
	2020-2021					2,273,173.76	-----	-----	31,517.54	-----	2,241,656.22
	2020					16,805,128.27	-----	-----	-84,529.17	-----	16,889,657.44
	2019-2020					1,418,946.08	-----	-----	94,920.00	-----	1,324,026.08

Footnotes at End of Chapter

Appropriations, Outlays, and Balances - Continued

Appropriation or Fund Account  Title	Account Symbol				Balances, Beginning of Fiscal Year	Appropriations and Other Obligational Authority <sup>1</sup>	Transfers Borrowings and Investment (Net) <sup>2</sup>	Outlays (Net)	Balances Withdrawn and Other Transactions <sup>3</sup>	Balances, End of Fiscal Year
	Period of Availability	ATA	AID	MAIN SUB						
	2019				6,736,656.32	-----	-----	164,054.08	6,572,602.24	-----
	2018-2019				649,314.30	-----	-----	-----	649,314.30	-----
	No Year				50,000.00	133,000,000.00	387,403,550.35	520,403,550.35	-----	50,000.00
	Subtotal		020	0912	2,809,049,193.12	3,390,528,000.00	387,403,550.35	4,192,547,856.50	7,221,916.54	2,387,210,970.43
Enforcement, Internal Revenue Service, Treasury Fund Resources:										
Undisbursed Funds	2022-2031		020	0913	44,145,330,951.81	-20,200,000,000.00	-----	1,256,168,141.01	-----	22,689,162,810.80
	2024-2025				-----	250,095,741.00	-4,000,000.00	109,420,735.99	-----	136,675,005.01
	2024				-----	4,915,741,000.00	-----	<sup>10</sup> 4,487,998,318.31	-----	427,742,681.69
	2023-2024				117,374,549.80	-----	5,784,131.00	84,149,283.87	-----	39,009,396.93
	2023				464,722,067.71	-----	-2,305,153.00	<sup>11</sup> 407,451,182.28	-----	54,965,732.43
	2022-2023				157,963,577.49	-----	-----	123,152,784.44	-----	34,810,793.05
	2022				69,323,054.71	-----	-----	14,964,602.60	-----	54,358,452.11
	2021-2022				62,157,655.55	-----	-----	13,375,717.06	-----	48,781,938.49
	2021				24,795,661.69	-----	-----	3,350,494.03	-----	21,445,167.66
	2020-2021				16,470,192.83	-----	-----	49,471.01	-----	16,420,721.82
	2020				18,072,755.91	-----	-----	805,871.37	-----	17,266,884.54
	2019-2020				1,787,152.37	-----	-----	60,902.50	-----	1,726,249.87
	2019				40,746,502.38	-----	-----	85,949.90	40,660,552.48	-----
	2018-2019				2,407,621.25	-----	-----	-----	2,407,621.25	-----
	No Year				3,188,100.22	-----	-----	67,712.41	-----	3,120,387.81
Funds Held Outside the Treasury	2024-2025				-----	-----	4,000,000.00	-----	-----	4,000,000.00
	2023-2024				3,500,000.00	-----	-3,500,000.00	-----	-----	-----
	Subtotal		020	0913	45,127,839,843.72	-15,034,163,259.00	-21,022.00	6,501,101,166.78	43,068,173.73	23,549,486,222.21
Operations Support, Internal Revenue Service, Treasury Fund Resources:										
Undisbursed Funds	2022-2031		020	0919	24,333,019,952.85	-----	-----	2,075,420,383.61	-----	22,257,599,569.24
	2024-2026				-----	1,000,000.00	-----	-----	-----	1,000,000.00
	2024-2025				-----	275,000,000.00	-----	109,602.57	-----	274,890,397.43
	2023-2025				1,000,000.00	-----	-----	-----	-----	1,000,000.00
	2024				-----	3,604,035,000.00	-----	<sup>12</sup> 3,132,977,116.94	-----	471,057,883.06
	2023-2024				201,215,859.53	-----	7,334,664.00	109,447,247.19	-----	99,103,276.34
	2022-2024				1,000,000.00	-----	-----	-----	-----	1,000,000.00
	2023				888,937,465.76	-----	-7,334,664.00	788,856,284.27	-----	92,746,517.49
	2022-2023				39,736,289.89	-----	-----	32,250,036.09	-----	7,486,253.80
	2021-2023				28,786,268.06	-----	-----	20,932,573.35	-----	7,853,694.71
	2022				122,958,828.79	-----	-----	43,606,305.30	-----	79,352,523.49
	2021-2022				13,718,678.51	-----	-----	984,070.71	-----	12,734,607.80
	2020-2022				504,459.77	-----	-----	492,859.77	-----	11,600.00

Footnotes at End of Chapter

## Appropriations, Outlays, and Balances - Continued

Appropriation or Fund Account  Title	Account Symbol				Balances, Beginning of Fiscal Year	Appropriations and Other Obligational Authority <sup>1</sup>	Transfers Borrowings and Investment (Net) <sup>2</sup>	Outlays (Net)	Balances Withdrawn and Other Transactions <sup>3</sup>	Balances, End of Fiscal Year	
	Period of Availability	ATA	AID	MAIN							SUB
	2021				66,207,032.69	-----	-----	2,796,922.61	-----	63,410,110.08	
	2020-2021				25,734,862.54	-----	-----	2,069,308.75	-----	23,665,553.79	
	2019-2021				5,536.01	-----	-----	-----	-----	5,536.01	
	2020				55,900,548.47	-----	-----	5,125,166.98	-----	50,775,381.49	
	2019-2020				975,750.80	-----	-----	-----	-----	975,750.80	
	2018-2020				106,934.87	-----	-----	-----	-----	106,934.87	
	2019				59,979,883.76	-----	-----	3,109,033.06	56,870,850.70	-----	
	2018-2019				13,272,056.83	-----	-----	-----	13,272,056.83	-----	
	2017-2019				282,157.87	-----	-----	-----	282,157.87	-----	
	No Year				99,189,564.19	10,000,000.00	-8,172,390.09	9,798,263.75	-----	91,218,910.35	
	Subtotal		020	0919	000	25,952,532,131.19	3,890,035,000.00	-8,172,390.09	6,227,975,174.95	70,425,065.40	23,535,994,500.75
Business Systems Modernization, Internal Revenue Service, Treasury Fund Resources:											
Undisbursed Funds											
	2022-2031		020	0921	000	4,364,222,288.66	-----	-----	1,059,625,636.76	-----	3,304,596,651.90
	2022-2024					9,189,444.83	-----	-----	6,997,490.08	-----	2,191,954.75
	2023					33,357,452.40	-----	-----	33,336,004.19	-----	21,448.21
	2021-2023					34,569,349.51	-----	-----	28,140,617.39	-----	6,428,732.12
	2020-2022					2,008,418.36	-----	-----	49,842.52	-----	1,958,575.84
	2019-2021					2,012,133.40	-----	-----	-84.15	-----	2,012,217.55
	2018-2020					4,154,149.40	-----	-----	128.38	-----	4,154,021.02
	2017-2019					2,425,097.63	-----	-----	-----	2,425,097.63	-----
	No Year					1,449,757.60	-----	-309,254.47	14,449.03	-----	1,126,054.10
	Subtotal		020	0921	000	4,453,388,091.79	-----	-309,254.47	1,128,164,084.20	2,425,097.63	3,322,489,655.49
Payment Where Child Tax Credit Exceeds Liability for Tax, Internal Revenue Service, Treasury Fund Resources:											
Undisbursed Funds											
	No Year		020	0922	000	-----	26,246,884,478.80	-----	26,246,884,478.80	-----	-----
Payment Where Health Coverage Tax Credit Exceeds Liability for Tax, Internal Revenue Service, Treasury Fund Resources:											
Undisbursed Funds											
	No Year		020	0923	000	-----	-472,156.85	-----	-472,156.85	-----	-----
Payment Where Certain Tax Credits Exceeds Liability for Corporate Tax, Internal Revenue Service, Treasury Fund Resources:											
Undisbursed Funds											
	No Year		020	0931	000	-----	932,402,905.66	-----	932,402,905.66	-----	-----
Payment Where American Opportunity Credit Exceeds Liability for Tax - Recovery Act, Internal Revenue Service, Treasury Fund Resources:											
Undisbursed Funds											
	No Year		020	0932	000	-----	2,474,111,206.36	-----	2,474,111,206.36	-----	-----

Footnotes at End of Chapter

Appropriations, Outlays, and Balances - Continued

Appropriation or Fund Account  Title	Account Symbol				Balances, Beginning of Fiscal Year	Appropriations and Other Obligational Authority <sup>1</sup>	Transfers Borrowings and Investment (Net) <sup>2</sup>	Outlays (Net)	Balances Withdrawn and Other Transactions <sup>3</sup>	Balances, End of Fiscal Year	
	Period of Availability	ATA	AID	MAIN							SUB
Build America Bond Payments - Recovery Act, Internal Revenue Service, Treasury Fund Resources: Undisbursed Funds	No Year		020	0935	000	-----	2,137,579,691.17	-----	2,137,579,691.17	-----	-----
U.S. Coronavirus Refundable Credits, Internal Revenue Service, Treasury Fund Resources: Undisbursed Funds	No Year		020	0936	000	-----	776,014,027.79	-----	776,014,027.79	-----	-----
Child and Dependent Care Tax Credit, Internal Revenue Service, Department of the Treasury Fund Resources: Undisbursed Funds	No Year		020	0943	000	-----	266,689.02	-----	266,689.02	-----	-----
Payment to Issuer of Qualified Zone Academy Bonds, Internal Revenue Service, Treasury Fund Resources: Undisbursed Funds	No Year		020	0945	000	-----	33,930,814.15	-----	33,930,814.15	-----	-----
Payment to Issuer of Qualified School Construction Bonds, Internal Revenue Service, Treasury Fund Resources: Undisbursed Funds	No Year		020	0946	000	-----	562,271,928.65	-----	562,271,928.65	-----	-----
Payment to Issuer of New Clean Renewable Energy Bonds, Internal Revenue Service, Treasury Fund Resources: Undisbursed Funds	No Year		020	0947	000	-----	35,083,171.49	-----	35,083,171.49	-----	-----
Payment to Issuer of Qualified Energy Conservation Bonds, Internal Revenue Service, Treasury Fund Resources: Undisbursed Funds	No Year		020	0948	000	-----	29,083,152.65	-----	29,083,152.65	-----	-----
Refundable Premium Assistance Tax Credit, Internal Revenue Service, Treasury Fund Resources: Undisbursed Funds	No Year		020	0949	000	-----	-18,286,122,942.36	8,865,993.59	-18,277,256,948.77	-----	-----
Transfer To: Centers for Medicare and Medicaid Services, Health and Human Services	No Year	075	020	0949	005	3,381,995,174.10	134,042,604,820.67	-8,865,993.59	128,472,512,976.90	-----	8,943,221,024.28
Subtotal			020	0949	000	3,381,995,174.10	115,756,481,878.31	-----	110,195,256,028.13	-----	8,943,221,024.28
Payment Where Small Business Health Insurance Tax Credit Exceeds Liability for Tax, Internal Revenue Service, Treasury Fund Resources: Undisbursed Funds	No Year		020	0951	000	-----	47,186.77	-----	47,186.77	-----	-----
Transfer To: Centers for Medicare and Medicaid Services, Health and Human Services	No Year	075	020	0951	005	316,062.39	45,269.00	-----	229,133.43	-----	132,197.96
Subtotal			020	0951	000	316,062.39	92,455.77	-----	276,320.20	-----	132,197.96

Footnotes at End of Chapter

## Appropriations, Outlays, and Balances - Continued

Appropriation or Fund Account	Account Symbol					Balances, Beginning of Fiscal Year	Appropriations and Other Obligational Authority <sup>1</sup>	Transfers Borrowings and Investment (Net) <sup>2</sup>	Outlays (Net)	Balances Withdrawn and Other Transactions <sup>3</sup>	Balances, End of Fiscal Year
Title	Period of Availability	ATA	AID	MAIN	SUB						
Direct Efile Taskforce, Internal Revenue Service, Treasury Fund Resources: Undisbursed Funds	2022-2023		020	0957	000	11,382,176.31	-----	-----	7,427,400.31	-----	3,954,776.00
Energy Security, Internal Revenue Service, Treasury Fund Resources: Undisbursed Funds	2022-2031		020	0958	000	500,000,000.00	-----	-----	59,135,343.58	-----	440,864,656.42
Advanced Manufacturing Investment Credit, Internal Revenue Service, Treasury Fund Resources: Undisbursed Funds	No Year		020	0962	000	-----	10,425,531.00	-----	10,425,531.00	-----	-----
Elective Payment for Energy Property and Electricity Produced from Certain Renewable Resources, Etc., Internal Revenue Service, Treasury Fund Resources: Undisbursed Funds	No Year		020	0963	000	-----	468,607,046.28	-----	468,607,046.28	-----	-----
Clean Vehicle Credit, Internal Revenue Service, Treasury Fund Resources: Undisbursed Funds	No Year		020	0964	000	-----	1,941,401,250.00	-----	1,902,600,000.00	-----	38,801,250.00
Credit for Previously-Owned Clean Vehicles, Internal Revenue Service, Treasury Fund Resources: Undisbursed Funds	No Year		020	0965	000	-----	219,124,483.00	-----	215,342,027.00	-----	3,782,456.00
<b>Special Fund Accounts</b>											
Internal Revenue Service, Miscellaneous Retained Fees, Treasury Fund Resources: Undisbursed Funds	No Year		020	5432	000	564,045,661.07	231,089,025.57	-378,921,905.79	2,619,191.98	-----	413,593,588.87
Informant Payments, Internal Revenue Service, Treasury Fund Resources: Undisbursed Funds	No Year		020	5433	000	-----	87,924,367.14	-----	87,812,073.35	-----	112,293.79
Private Collection Agent Program, Internal Revenue Service, Treasury Fund Resources: Undisbursed Funds	No Year		020	5510	000	69,498,169.46	63,518,942.54	-----	95,237,539.22	-----	37,779,572.78
Special Compliance Personnel Program, Internal Revenue Service, Treasury Fund Resources: Undisbursed Funds	No Year		020	5622	000	227,510,107.22	139,254,857.89	-----	111,962,131.18	-----	254,802,833.93
<b>Public Enterprise Funds</b>											
Federal Tax Lien Revolving Fund, Internal Revenue Service, Treasury Fund Resources: Undisbursed Funds	No Year		020	4413	000	7,375,989.93	-----	-----	-360,061.51	-----	7,736,051.44
Total, Internal Revenue Service						83,104,932,600.30	209,943,212,363.32	-21,022.00	229,985,021,637.97	123,140,253.30	62,939,962,050.35
<b>Comptroller of the Currency</b>											

Footnotes at End of Chapter

Appropriations, Outlays, and Balances - Continued

Appropriation or Fund Account  Title	Account Symbol				Balances, Beginning of Fiscal Year	Appropriations and Other Obligational Authority <sup>1</sup>	Transfers Borrowings and Investment (Net) <sup>2</sup>	Outlays (Net)	Balances Withdrawn and Other Transactions <sup>3</sup>	Balances, End of Fiscal Year
	Period of Availability	ATA	AID	MAIN SUB						
<b>Trust Fund Accounts</b>										
Assessment Funds, Office of the Comptroller of the Currency, Treasury Fund Resources:										
Undisbursed Funds	No Year		020	8413 000	32,220,046.65	-----	70,211,468.75	71,061,905.32	<sup>4</sup> 10,025.92	31,359,584.16
Unrealized Discount on Investments					-78,641,875.00	-----	3,789,531.25	-----	-----	-74,852,343.75
Investments in US Treasury Securities					2,285,938,000.00	-----	-74,001,000.00	-----	-----	2,211,937,000.00
Subtotal			020	8413 000	2,239,516,171.65	-----	-----	71,061,905.32	10,025.92	2,168,444,240.41
Total, Comptroller of the Currency					2,239,516,171.65	-----	-----	71,061,905.32	10,025.92	2,168,444,240.41
<b>Interest on the Public Debt</b>										
<b>General Fund Accounts</b>										
Interest on the Public Debt (Indefinite), Bureau of the Fiscal Service, Treasury Fund Resources:										
Undisbursed Funds	No Year		020	0550 000	-----	1,092,645,886,386.59	-----	1,133,036,890,149.16	-40,391,003,762.57	-----
<b>Special Fund Accounts</b>										
Gifts to Reduce Debt Held by the Public, Bureau of the Fiscal Service, Treasury Fund Resources:										
Undisbursed Funds	No Year		020	5080 000	-----	2,675,220.89	-2,675,220.89	-----	-----	-----
Total, Interest on the Public Debt					-----	1,092,648,561,607.48	-2,675,220.89	1,133,036,890,149.16	-40,391,003,762.57	-----
<b>Deductions for Offsetting Receipts</b>										
Proprietary Receipts from the Public					-----	-9,332,326,259.65	-----	-57,143,295,141.33	-----	-----
Intrabudgetary Receipts Deducted by Agency					-----	-7,741,980,685.91	-----	-7,741,980,685.91	-----	-----
Total, Offsetting Receipts					-----	-17,074,306,945.56	-----	-64,885,275,827.24	-----	-----
Total, Department of the Treasury					557,366,363,986.66	1,305,978,832,175.79	-529,817,481.95	1,316,852,417,119.61	-50,947,350,548.62	549,099,343,227.83
<b>Memorandum</b>										
<b>Public Debt Retirement</b>										
<b>General Fund Accounts</b>										
Public Debt Principal (Indefinite), Treasury Fund Resources:										
Undisbursed Funds	No Year		020	0500 000	-----	178,702,047,738,439.28	-179,022,736,651,656.03	-----	-320,688,913,217.09	-----
Gain/Loss on Buyback of US Treasury Securities, Bureau of the Fiscal Service, Treasury Fund Resources:										
Undisbursed Funds	No Year		020	0503 000	10,302,054.44	-----	-----	-3,456,816,619.70	-----	3,467,118,674.14
Sinking Fund, Treasury <sup>13</sup> Fund Resources:										
Undisbursed Funds	No Year		020	0575 000	53,880,208,932.57	680,849,085.47	-----	-----	-----	54,561,058,018.04

Footnotes at End of Chapter



## Appropriations, Outlays, and Balances - Continued

Appropriation or Fund Account  Title	Account Symbol				Balances, Beginning of Fiscal Year	Appropriations and Other Obligational Authority <sup>1</sup>	Transfers Borrowings and Investment (Net) <sup>2</sup>	Outlays (Net)	Balances Withdrawn and Other Transactions <sup>3</sup>	Balances, End of Fiscal Year
	Period of Availability	ATA	AID	MAIN						
Total, Public Debt Retirement					53,890,510,987.01	178,702,728,587,524.81	-179,022,736,651,656.09	-3,456,816,619.70	-320,688,913,217.09	58,028,176,692.18
<b>Refunds of Receipts</b>										
<b>General Fund Accounts</b>										
Refunding Internal Revenue Collections (Indefinite), Treasury Fund Resources:										
Undisbursed Funds	No Year		020	0903	000	-----	333,914,315,277.14	-----	333,914,315,277.14	-----
Refund of Moneys Erroneously Received and Covered (Indefinite), Treasury Fund Resources:										
Undisbursed Funds	No Year		020	1807	000	-----	16,313,644.42	-----	16,313,644.42	-----
Refunds and Drawbacks, United States Customs Service (Indefinite), Treasury Fund Resources:										
Undisbursed Funds	No Year		070	0505	000	530,037,307.73	6,902,658,233.37	-----	6,734,935,527.25	697,760,013.85
Total, Refunds of Receipts						530,037,307.73	340,833,287,154.93	-----	340,665,564,448.81	697,760,013.85
<b>Financing Accounts</b>										
<b>Public Enterprise Funds</b>										
Community Development Financial Institutions Fund, Direct Loan, Financing Account, Treasury Fund Resources:										
Undisbursed Funds	No Year		020	4088	000	235,875.65	-----	-2,946,063.26	-2,900,775.24	190,587.63
Authority to Borrow from the Treasury						438,798.00	1,152,293.03	-1,445,611.03	-----	145,480.00
Subtotal			020	4088	000	674,673.65	1,152,293.03	-4,391,674.29	-2,900,775.24	336,067.63
Troubled Assets Relief Program Equity Purchase Financing Account, Departmental Offices, Treasury Fund Resources:										
Undisbursed Funds	No Year		020	4278	000	113,783.60	-----	-----	85,503.07	28,280.53
State HFA Direct Loan Financing, Departmental Offices, Treasury Fund Resources:										
Undisbursed Funds	No Year		020	4298	000	11,199,664.91	-----	-64,994,939.55	-61,351,749.76	7,556,475.12
Authority to Borrow from the Treasury						-----	38,379,451.04	-38,379,451.04	-----	-----
Subtotal			020	4298	000	11,199,664.91	38,379,451.04	-103,374,390.59	-61,351,749.76	7,556,475.12
Troubled Asset Relief Program, Housing Programs, Letter of Credit Financing Account, Departmental Offices, Treasury Fund Resources:										
Undisbursed Funds	No Year		020	4329	000	256,389.48	-----	-----	256,389.48	-----
Small Business Lending Fund Financing Account, Departmental Offices, Treasury Fund Resources:										
Undisbursed Funds	No Year		020	4349	000	221,988.76	-----	-1,917,687.97	-1,932,396.46	236,697.25
Authority to Borrow from the Treasury						-----	4,300.79	-4,300.79	-----	-----
Subtotal			020	4349	000	221,988.76	4,300.79	-1,921,988.76	-1,932,396.46	236,697.25

Footnotes at End of Chapter

**Appropriations, Outlays, and Balances - Continued**

Appropriation or Fund Account  Title	Account Symbol				Balances, Beginning of Fiscal Year	Appropriations and Other Obligational Authority <sup>1</sup>	Transfers Borrowings and Investment (Net) <sup>2</sup>	Outlays (Net)	Balances Withdrawn and Other Transactions <sup>3</sup>	Balances, End of Fiscal Year
	Period of Availability	ATA	AID	MAIN						
Community Development Financial Institutions Bond Loan Guarantee Program Financing Account, Departmental Offices, Treasury Fund Resources:										
Undisbursed Funds	No Year		020	4366	000	2,984,686.06	----- <sup>14,15</sup> 87,148,513.07	84,458,142.65	-----	5,675,056.48
Authority to Borrow from the Treasury						776,911,840.84	524,664,428.92	-164,505,071.78	-----	1,137,071,197.98
Subtotal			020	4366	000	779,896,526.90	524,664,428.92	-77,356,558.71	84,458,142.65	----- 1,142,746,254.46
Economic Stabilization Direct Loan Financing Account, Treasury Fund Resources:										
Undisbursed Funds	No Year		020	4447	000	34,883,998.22	-----	-9,237,660,132.25	-9,574,940,325.17	----- 372,164,191.14
Authority to Borrow from the Treasury						-----	67,510,013.01	-67,510,013.01	-----	-----
Subtotal			020	4447	000	34,883,998.22	67,510,013.01	-9,305,170,145.26	-9,574,940,325.17	----- 372,164,191.14
Total, Financing Accounts						827,247,025.52	631,710,486.79	-9,492,214,757.61	-9,556,325,211.43	----- 1,523,067,966.13

Footnotes at End of Chapter

## Appropriations, Outlays, and Balances - Continued

### Footnotes

- 1 The amounts in this column, unless otherwise footnoted, represent appropriations, increases and rescissions in borrowing authority or new contract authority. Appropriation accounts with appropriation transfer activity are presented in Table 1 (Appropriations and Appropriation Transfers) at the end of this chapter.
- 2 The amounts in this column, unless otherwise footnoted, represent transfers - other than appropriation transfers, borrowings (gross), investments (net), unrealized discounts or funds held outside the Treasury.
- 3 The amounts in this column, unless otherwise footnoted, represent obligated balances canceled for fiscal year 2019 pursuant to 31 U.S.C. 1553 and adjustments to borrowing and contract authority.
- 4 Represents capital transfer to miscellaneous receipts.
- 5 The opening balance(s) of the following account(s) have been adjusted during the current fiscal year and do not agree with last year's closing balance(s):

<u>Account Symbol: (ATA, AID, POA, MAIN, SUB)</u>	<u>Adjustment</u>
020            X 4444 000 - Undisbursed Funds	-\$88,573,696.64

- 6 Subject to disposition by the administrative agency.
- 7 Includes \$45,881,410,314.72 which represents net repayment of borrowing from the Federal Financing Bank in lieu of issuance of agency debt.
- 8 Includes \$46,967,761,943.23 which represents net borrowing from the U.S. Treasury.
- 9 Includes \$978,081,900.00 which represents redemption of non-guaranteed Government agency securities.
- 10 Includes \$1,930.07 which represents payment for obligations of a closed account.
- 11 Includes \$41.30 which represents payment for obligations of a closed account.
- 12 Includes \$88,536.45 which represents payment for obligations of a closed account.
- 13 The Account 20 X 0575, Cumulative Sinking Fund, represents an authorization to spend in the event of a Federal budget surplus. It is a permanent appropriation account that was created by Section 6(a) of the Victory Liberty Loan Act of 1919, for the purpose of providing funds for the retirement of public debt. The Sinking Fund was established to retire notes and bonds, issued under the First Liberty Bond Act, which were outstanding on July 1, 1920. The Gold Reserve Act of 1934 extended the application of the Sinking Fund to notes and bonds issued after July 1, 1920.
- 14 Includes \$82,024,777.13 which represents net borrowing from the Federal Financing Bank in lieu of issuance of agency debt.
- 15 Includes \$5,123,735.94 which represents net borrowing from the U.S. Treasury.

Appropriations, Outlays, and Balances - Continued

Footnotes

Table 1 - Appropriations and Appropriation Transfers - Department of the Treasury

AID	ATA	Period of Availability	MAIN	Net Appropriations and Appropriation Transfers	Appropriation Amount	Net Appropriation Transfers	AID Involved	ATA Involved	Period of Availability Involved	MAIN Involved	Amount From or To (-)
020		24	0101	252,826,000.00	287,576,000.00	-34,750,000.00	020		2425	0101	-34,000,000.00
							020		2427	1921	-750,000.00
020		2425	0101	34,000,000.00	0.00	34,000,000.00	020		24	0101	34,000,000.00
020		24	0106	45,589,000.00	48,389,000.00	-2,800,000.00	020		2425	0106	-2,800,000.00
020		2425	0106	2,800,000.00	0.00	2,800,000.00	020		24	0106	2,800,000.00
020		24	0126	1,274,725.68	174,725.68	1,100,000.00	020		X	1802	1,100,000.00
020		24	0173	135,193,000.00	190,193,000.00	-55,000,000.00	020		2426	0173	-55,000,000.00
020		2426	0173	55,000,000.00	0.00	55,000,000.00	020		24	0173	55,000,000.00
020		24	0520	383,109,000.00	391,109,000.00	-8,000,000.00	020		2426	0520	-8,000,000.00
020		2426	0520	8,000,000.00	0.00	8,000,000.00	020		24	0520	8,000,000.00
020		X	0912	133,000,000.00	0.00	133,000,000.00	020		X	5432	133,000,000.00
020		24	0912	3,116,528,000.00	2,780,606,000.00	335,922,000.00	020		2425	0912	-141,000,000.00
							020		24	0913	271,881,000.00
							020		24	0919	205,041,000.00
020		2425	0912	141,000,000.00	0.00	141,000,000.00	020		24	0912	141,000,000.00
020		24	0913	4,915,741,000.00	5,437,622,000.00	-521,881,000.00	020		24	0912	-271,881,000.00
							020		2425	0913	-250,000,000.00
020		2425	0913	250,095,741.00	0.00	250,095,741.00	011		2425	1070	95,741.00
							020		24	0913	250,000,000.00
020		X	0919	10,000,000.00	0.00	10,000,000.00	020		24	0919	10,000,000.00
020		24	0919	3,604,035,000.00	4,100,826,000.00	-496,791,000.00	020		24	0912	-205,041,000.00
							020		X	0919	-10,000,000.00
							020		2425	0919	-275,000,000.00
							020		2426	0919	-1,000,000.00
							020		2427	1921	-5,750,000.00
020		2425	0919	275,000,000.00	0.00	275,000,000.00	020		24	0919	275,000,000.00
020		2426	0919	1,000,000.00	0.00	1,000,000.00	020		24	0919	1,000,000.00
020		X	0949	791,983,955.43	134,834,588,776.10	-134,042,604,820.67	020	075	X	0949	-134,042,604,820.67
020		X	0951	52,306.77	97,575.77	-45,269.00	020	075	X	0951	-45,269.00
020		X	1802	1,363,091,697.54	1,364,191,697.54	-1,100,000.00	020		24	0126	-1,100,000.00
020		24	1804	210,662,000.00	226,862,000.00	-16,200,000.00	020		2425	1804	-16,000,000.00
							020		2427	1921	-200,000.00

## Appropriations, Outlays, and Balances - Continued

### Footnotes

Table 1 - Appropriations and Appropriation Transfers - Department of the Treasury

AID	ATA	Period of Availability	MAIN	Net Appropriations and Appropriation Transfers	Appropriation Amount	Net Appropriation Transfers	AID Involved	ATA Involved	Period of Availability Involved	MAIN Involved	Amount From or To (-)
020		2425	1804	16,000,000.00	0.00	16,000,000.00	020		24	1804	16,000,000.00
020		24	1881	35,000,000.00	324,000,000.00	-289,000,000.00	020		2425	1881	-289,000,000.00
020		2425	1881	289,084,425.00	84,425.00	289,000,000.00	020		24	1881	289,000,000.00
020		2427	1921	6,700,000.00	0.00	6,700,000.00	020		24	0101	750,000.00
							020		24	0919	5,750,000.00
							020		24	1804	200,000.00
020		X	5432	-133,000,000.00	0.00	-133,000,000.00	020		X	0912	-133,000,000.00
020	075	X	0949	134,042,604,820.67	0.00	134,042,604,820.67	020		X	0949	134,042,604,820.67
020	075	X	0951	45,269.00	0.00	45,269.00	020		X	0951	45,269.00
Total				149,986,415,941.09	149,986,320,200.09	95,741.00					95,741.00

Appropriations, Outlays, and Balances - Continued

Appropriation or Fund Account  Title	Account Symbol				Balances, Beginning of Fiscal Year	Appropriations and Other Obligational Authority <sup>1</sup>	Transfers Borrowings and Investment (Net) <sup>2</sup>	Outlays (Net)	Balances Withdrawn and Other Transactions <sup>3</sup>	Balances, End of Fiscal Year
	Period of Availability	ATA	AID	MAIN SUB						
<p align="center"><b>Department of Veterans Affairs</b> <b>Veterans Health Administration</b> <b>General Fund Accounts</b></p>										
Emergency Department of Veterans Affairs Employee Leave Fund, Veterans Health Administration, Veterans Affairs Fund Resources:										
Undisbursed Funds	2021-2022		036	0131	000	54,046,212.69	-----	-----	-----	54,046,212.69
Medical Community Care, Veterans Health Administration, Veterans Affairs Fund Resources:										
Undisbursed Funds	2024-2025		036	0140	000	-----	2,000,000,000.00	-----	1,099,191,451.82	900,808,548.18
	2024					-----	28,290,732,000.00	-----	28,186,323,785.97	104,408,214.03
	2023-2024					1,717,562,726.17	-----	-----	1,717,554,693.14	8,033.03
	2023					74,572,784.14	-----	-----	64,056,464.99	10,516,319.15
	2022-2023					7,344.53	-----	-----	-89,778,760.19	89,786,104.72
	2022					16,025,620.89	-----	-----	8,814,540.75	7,211,080.14
	2021-2022					92,406,974.53	-----	-----	-62,334,055.42	154,741,029.95
	2019-2022					3,956,251.13	-----	-----	110,579.65	3,845,671.48
	2021					782,880.55	-----	-----	-28,537,239.38	29,320,119.93
	2020-2021					80,084,480.25	-----	-----	-14,647,194.90	94,731,675.15
	2018-2021					347,561.64	-----	-----	-11,377.88	358,939.52
	2020					6,919,217.40	-----	-----	-9,315,364.98	16,234,582.38
	2017-2020					665,012.37	-----	-----	5,820.40	659,191.97
	2019					659,862.18	-----	-10,146.99	649,567.83	-----
	No Year					182,281,644.61	599,722,082.88	-----	516,929,859.95	265,073,867.54
	Subtotal		036	0140	000	2,176,272,360.39	30,890,454,082.88	-10,146.99	31,389,012,771.75	1,677,703,377.17
Medical Support and Compliance, Veterans Health Administration, Veterans Affairs Fund Resources:										
Undisbursed Funds	2024-2025		036	0152	000	-----	350,000,000.00	-----	714,754.70	349,285,245.30
	2024					-----	10,369,004,000.00	-----	9,006,029,849.42	1,362,974,150.58
	2023-2024					151,864,230.78	-----	-----	151,864,230.78	-----
	2023					1,342,709,855.58	-----	-----	1,123,462,061.73	219,247,793.85
	2022-2023					1,444,724.40	-----	-----	1,444,724.10	0.30
	2022					196,822,237.41	-----	-----	78,898,704.46	117,923,532.95
	2021-2022					251,218.39	-----	-----	-----	251,218.39
	2021					336,154,630.03	-----	-----	5,324,257.57	330,830,372.46
	2020-2021					28,302,498.61	-----	-----	-----	28,302,498.61
	2020					98,641,016.52	-----	-----	1,388,055.25	97,252,961.27
	2019-2020					166,703.62	-----	-----	-----	166,703.62
	2019					107,620,543.13	-----	-106,232,571.40	483,540.49	904,431.24

Footnotes at End of Chapter

## Appropriations, Outlays, and Balances - Continued

Appropriation or Fund Account  Title	Account Symbol				Balances, Beginning of Fiscal Year	Appropriations and Other Obligational Authority <sup>1</sup>	Transfers Borrowings and Investment (Net) <sup>2</sup>	Outlays (Net)	Balances Withdrawn and Other Transactions <sup>3</sup>	Balances, End of Fiscal Year	
	Period of Availability	ATA	AID	MAIN							SUB
	2018-2019				1,609,267.01	-----	-1,609,267.01	-----	-----	-----	
	No Year				3,965,346.87	-----	-----	2,181,902.30	-----	1,783,444.57	
	Subtotal		036	0152	000	2,269,552,272.35	10,719,004,000.00	-107,841,838.41	10,371,792,080.80	904,431.24	2,508,017,921.90
Medical Services, Veterans Health Administration, Veterans Affairs Fund Resources:											
Undisbursed Funds	2024-2025		036	0160	000	-----	2,000,000,000.00	-----	1,656,386,000.05	-----	343,613,999.95
	2024					-----	67,656,428,227.71	-----	61,068,446,450.83	-----	6,587,981,776.88
	2023-2024					1,079,696,623.31	-1,050,836,907.71	-----	20,115,104.87	-----	8,744,610.73
	2023					6,979,627,052.32	-----	-----	5,580,242,782.37	-----	1,399,384,269.95
	2022-2023					8,282,748.48	-----	-----	1,599,663.92	-----	6,683,084.56
	2022					1,429,853,019.38	-----	-----	515,530,952.65	-----	914,322,066.73
	2021-2022					12,606,332.11	-----	-----	1,764,505.69	-----	10,841,826.42
	2021					691,315,387.07	-----	-----	219,037,699.25	-----	472,277,687.82
	2020-2021					322,267,513.65	-----	-----	27,161,631.81	-----	295,105,881.84
	2020					386,110,087.45	-----	-----	43,805,703.98	-----	342,304,383.47
	2019-2020					874,351.45	-----	-----	-----	-----	874,351.45
	2019					60,414,337.89	-----	-8,983,120.39	51,431,217.50	-----	-----
	2018-2019					7,234,813.20	-----	-7,234,813.20	-----	-----	-----
	No Year					3,168,897,299.53	3,236,812,467.96	53,000.00	1,299,034,233.35	-----	5,106,728,534.14
Funds Held Outside the Treasury						1,056,565.00	-----	-53,000.00	-----	-----	1,003,565.00
	Subtotal		036	0160	000	14,148,236,130.84	71,842,403,787.96	-16,217,933.59	70,484,555,946.27	-----	15,489,866,038.94
Medical and Prosthetic Research, Veterans Health Administration, Veterans Affairs Fund Resources:											
Undisbursed Funds	2024-2026		036	0161	000	-----	-----	-----	-1,929,962.17	-----	1,929,962.17
	2024-2025					-----	943,000,000.00	-----	613,252,665.32	-----	329,747,334.68
	2023-2024					364,839,119.54	-----	-----	292,173,331.90	-----	72,665,787.64
	2022-2023					62,840,558.96	-----	-----	44,507,607.01	-----	18,332,951.95
	2019-2023					-----	-----	-----	-364.74	-----	364.74
	2021-2022					27,993,396.08	-----	-----	2,751,577.29	-----	25,241,818.79
	2020-2021					16,689,677.69	-----	-----	-97,583.24	-----	16,787,260.93
	2019-2020					13,877,524.70	-----	-----	95,697.88	-----	13,781,826.82
	2018-2019					11,872,628.92	-----	-11,875,313.29	-2,684.37	-----	-----
	No Year					4,736,234.75	-----	-----	-1,081,149.77	-----	5,817,384.52
	Subtotal		036	0161	000	502,849,140.64	943,000,000.00	-11,875,313.29	949,669,135.11	-----	484,304,692.24
Expenses, Medical Facilities, Veterans Health Administration, Veterans Affairs Fund Resources:											
Undisbursed Funds	2024-2025		036	0162	000	-----	500,000,000.00	-----	10,815,041.86	-----	489,184,958.14
	2024					-----	8,408,915,000.00	-----	5,456,980,994.12	-----	2,951,934,005.88
	2023-2024					284,282,434.79	-----	-----	46,267,529.70	-----	238,014,905.09

Footnotes at End of Chapter

Appropriations, Outlays, and Balances - Continued

Appropriation or Fund Account  Title	Account Symbol				Balances, Beginning of Fiscal Year	Appropriations and Other Obligational Authority <sup>1</sup>	Transfers Borrowings and Investment (Net) <sup>2</sup>	Outlays (Net)	Balances Withdrawn and Other Transactions <sup>3</sup>	Balances, End of Fiscal Year	
	Period of Availability	ATA	AID	MAIN							SUB
	2023				3,839,041,487.34	-----	-----	2,009,035,169.84	-----	1,830,006,317.50	
	2022-2023				8,709,487.85	-----	-----	1,111,678.60	-----	7,597,809.25	
	2019-2023				1.19	-----	-----	-----	-----	1.19	
	2022				959,462,532.99	-----	-----	533,220,424.33	-----	426,242,108.66	
	2021-2022				6,286,678.02	-----	-----	2,681,509.35	-----	3,605,168.67	
	2018-2022				37,424,278.21	-----	-----	8,881,395.77	-----	28,542,882.44	
	2021				393,973,947.83	-----	-----	188,581,497.85	-----	205,392,449.98	
	2020-2021				75,810,388.47	-----	-----	40,498,465.69	-----	35,311,922.78	
	2020				399,311,774.13	-----	-----	252,764,023.30	-----	146,547,750.83	
	2019-2020				18,106,416.52	-----	-----	4,350,720.40	-----	13,755,696.12	
	2019				100,187,697.41	-----	-49,219,460.62	50,968,236.79	-----	-----	
	2018-2019				20,678,618.28	-----	-16,492,215.99	4,186,402.29	-----	-----	
	No Year				2,861,297,997.28	100,000,000.00	-----	274,580,873.68	-----	2,686,717,123.60	
	Subtotal		036	0162	000	9,004,573,740.31	9,008,915,000.00	-65,711,676.61	8,884,923,963.57	-----	9,062,853,100.13
DOD-VA Health Care Sharing Incentive Fund, Veterans Affairs Fund Resources:											
Undisbursed Funds	No Year		036	0165	000	59,042,412.09	15,000,000.00	-----	16,682,926.82	-----	57,359,485.27
Transfer To:											
Defense	No Year	097	036	0165	000	71,954,792.15	15,000,000.00	-----	12,506,368.39	-----	74,448,423.76
	Subtotal		036	0165	000	130,997,204.24	30,000,000.00	-----	29,189,295.21	-----	131,807,909.03
Joint Department of Defense - Department of Veterans Affairs Medical Facility Demonstration Fund, Veterans Affairs Fund Resources:											
Undisbursed Funds	2024-2025		036	0169	000	-----	14,007,914.00	-----	-128,000.00	-----	14,135,914.00
	2024				-----	686,387,766.00	-----	603,553,523.62	-----	82,834,242.38	
	2023				123,789,203.11	-----	-----	62,520,854.66	-----	61,268,348.45	
	2022-2023				118,000.00	-----	-----	-----	-----	118,000.00	
	2022				10,452,679.60	-----	-----	7,960,906.46	-----	2,491,773.14	
	2021				1,086,540.81	-----	-----	-312,664.11	-----	1,399,204.92	
	2020				1,534,206.78	-----	-----	-111,671.24	-----	1,645,878.02	
	2019				986,836.29	-----	-818,500.08	122,459.07	45,877.14	-----	
	2018-2019				1.00	-----	-1.00	-----	-----	-----	
	No Year				7,566,048.27	10,957,454.35	-----	6,365,688.49	-----	12,157,814.13	
	Subtotal		036	0169	000	145,533,515.86	711,353,134.35	-818,501.08	679,971,096.95	45,877.14	176,051,175.04
Veterans Choice Fund, Veterans Health Administration, Veterans Affairs Fund Resources:											
Undisbursed Funds	No Year		036	0172	000	304,837,426.04	-----	-----	215,211.45	-----	304,622,214.59
Veterans Medical Care and Health Fund, Veterans Health Administration,											

Footnotes at End of Chapter



## Appropriations, Outlays, and Balances - Continued

Appropriation or Fund Account	Account Symbol				Balances, Beginning of Fiscal Year	Appropriations and Other Obligational Authority <sup>1</sup>	Transfers Borrowings and Investment (Net) <sup>2</sup>	Outlays (Net)	Balances Withdrawn and Other Transactions <sup>3</sup>	Balances, End of Fiscal Year	
Title	Period of Availability	ATA	AID	MAIN							SUB
Veterans Affairs Fund Resources: Undisbursed Funds	2021-2023		036	0173	000	1,688,294,298.24	-----	1,039,598,105.37	-----	648,696,192.87	
<b>Special Fund Accounts</b>											
Medical Care Collections Fund, Veterans Affairs Fund Resources: Undisbursed Funds	No Year		036	5287	000	346,150,381.67	161,909,041.67	-----	-----	508,059,423.34	
<b>Public Enterprise Funds</b>											
Canteen Service Revolving Fund, Veterans Affairs Fund Resources: Undisbursed Funds	No Year		036	4014	000	90,085,642.63	-----	-3,544,389.72	-----	93,630,032.35	
<b>Trust Fund Accounts</b>											
General Post Fund, National Homes, Veterans Affairs Fund Resources: Undisbursed Funds	No Year		036	8180	000	1,617,957.66	24,144,258.64	18,477,121.03	19,888,815.18	24,350,522.15	
Unrealized Discount on Investments						-3,012,591.55	-----	1,816,270.73	-----	-1,196,320.82	
Investments in US Treasury Securities						140,238,546.64	-----	-20,293,391.76	-----	119,945,154.88	
	Subtotal		036	8180	000	138,843,912.75	24,144,258.64	19,888,815.18	-----	143,099,356.21	
Total, Veterans Health Administration						31,000,272,238.65	124,331,183,305.50	-202,475,409.97	123,845,272,031.94	950,455.74	31,282,757,646.50
<b>Benefits Programs</b>											
<b>General Fund Accounts</b>											
Compensation and Pensions, Veterans Benefits Administration, Veterans Affairs Fund Resources: Undisbursed Funds	2020		036	0102	000	1,182,047,202.45	-----	-63,000,000.00	-----	1,245,047,202.45	
	No Year					17,397,752,513.76	164,136,037,000.00	161,294,617,435.70	-----	20,239,172,078.06	
	Subtotal		036	0102	000	18,579,799,716.21	164,136,037,000.00	161,231,617,435.70	-----	21,484,219,280.51	
Veterans Insurance and Indemnities, Veterans Benefits Administration, Veterans Affairs Fund Resources: Undisbursed Funds	No Year		036	0120	000	22,772,048.65	133,827,000.00	-----	137,830,550.17	18,768,498.48	
Readjustment Benefits, Veterans Benefits Administration, Veterans Affairs Fund Resources: Undisbursed Funds	No Year		036	0137	000	5,677,922,543.14	9,424,321,000.00	-----	13,400,128,592.60	1,702,114,950.54	
General Operating Expenses, Veterans Benefits Administration, Veterans Affairs Fund Resources: Undisbursed Funds	2024-2025		036	0151	000	-----	389,900,000.00	-----	370,161,611.08	19,738,388.92	
	2024					-----	3,508,128,515.18	-----	2,930,358,225.34	577,770,289.84	
	2023-2024					80,500,000.00	-----	71,400,000.00	121,013,830.01	886,169.99	
	2023					1,486,547,135.79	-----	-71,400,000.00	1,197,503,364.81	217,643,770.98	

Footnotes at End of Chapter

Appropriations, Outlays, and Balances - Continued

Appropriation or Fund Account  Title	Account Symbol				Balances, Beginning of Fiscal Year	Appropriations and Other Obligational Authority <sup>1</sup>	Transfers Borrowings and Investment (Net) <sup>2</sup>	Outlays (Net)	Balances Withdrawn and Other Transactions <sup>3</sup>	Balances, End of Fiscal Year	
	Period of Availability	ATA	AID	MAIN							SUB
	2021-2023				82,676,208.79	-----	-----	48,397.01	-----	82,627,811.78	
	2022				607,623,430.74	-----	-----	54,530,798.11	-----	553,092,632.63	
	2021-2022				224,411.60	-----	-----	193,677.07	-----	30,734.53	
	2021				133,953,385.47	-----	-----	1,526,075.82	-----	132,427,309.65	
	2020-2021				40,729,514.62	-----	-----	253,445.74	-----	40,476,068.88	
	2020				183,869,004.21	-----	-----	66,406,500.93	-----	117,462,503.28	
	2019				59,430,848.05	-----	-46,330,520.07	13,100,327.98	-----	-----	
	No Year				51,787.50	-----	-----	-----	-----	51,787.50	
	Subtotal		036	0151	000	2,675,605,726.77	3,898,028,515.18	-46,330,520.07	4,755,096,253.90	30,000,000.00	1,742,207,467.98
Vocational Rehabilitation Loans Program Account, Veterans Benefits Administration, Veterans Affairs Fund Resources:											
Undisbursed Funds	2024		036	1114	000	-----	508,279.28	-----	508,279.28	-----	-----
	2021				4,756.08	-----	-----	-----	-----	4,756.08	
	Subtotal		036	1114	000	4,756.08	508,279.28	-----	508,279.28	-----	4,756.08
Veterans Housing Benefit Program Fund, Veterans Benefits Administration, Veterans Affairs Fund Resources:											
Undisbursed Funds	2024		036	1119	000	-----	1,452,935,256.54	-----	1,123,025,393.62	-----	329,909,862.92
	2023				254,558,402.74	-----	-----	92,337,984.79	-----	162,220,417.95	
	2022				1,415,129.87	-----	-----	-4,210.23	-----	1,419,340.10	
	2021				450,807.01	-----	-----	-----	-----	450,807.01	
	2020				2,099,563.39	-----	-----	-----	-----	2,099,563.39	
	2019				15,384,533.67	-----	-15,384,533.67	-----	-----	-----	
	No Year				-----	498,605,133.46	-----	498,605,133.46	-----	-----	
	Subtotal		036	1119	000	273,908,436.68	1,951,540,390.00	-15,384,533.67	1,713,964,301.64	-----	496,099,991.37
Native American Veteran Housing Loan Program Account, Veterans Benefits Administration, Veterans Affairs Fund Resources:											
Undisbursed Funds	2024		036	1120	000	-----	2,718,546.00	-----	19,017.00	-----	2,699,529.00
	2023				81,475.00	-----	-----	-----	-----	81,475.00	
	2022				80,716.92	-----	-----	-----	-----	80,716.92	
	2020				7,019.39	-----	-----	-----	-----	7,019.39	
	No Year				2,255,984.11	2,135,287.23	-----	2,135,287.23	-----	2,255,984.11	
	Subtotal		036	1120	000	2,425,195.42	4,853,833.23	-----	2,154,304.23	-----	5,124,724.42
Filipino Veterans Equity Compensation Fund, Benefits Programs, Veterans Affairs Fund Resources:											
Undisbursed Funds	No Year		036	1121	000	55,608,755.00	-----	-----	-----	-----	55,608,755.00
<b>Public Enterprise Funds</b>											

Footnotes at End of Chapter

## Appropriations, Outlays, and Balances - Continued

Appropriation or Fund Account  Title	Account Symbol				Balances, Beginning of Fiscal Year	Appropriations and Other Obligational Authority <sup>1</sup>	Transfers Borrowings and Investment (Net) <sup>2</sup>	Outlays (Net)	Balances Withdrawn and Other Transactions <sup>3</sup>	Balances, End of Fiscal Year	
	Period of Availability	ATA	AID	MAIN							SUB
<b>Servicemen's Group Life Insurance Fund, Veterans Affairs</b>											
Fund Resources:											
Undisbursed Funds	No Year		036	4009	000	2,099,023.68	-----	-526,020,000.00	-525,986,431.79	-----	2,065,455.47
Investments in US Treasury Securities						3,698,809,000.00	-----	526,020,000.00	-----	-----	4,224,829,000.00
Subtotal	Subtotal		036	4009	000	3,700,908,023.68	-----	-----	-525,986,431.79	-----	4,226,894,455.47
<b>Veterans Reopened Insurance Fund, Veterans Affairs</b>											
Fund Resources:											
Undisbursed Funds	No Year		036	4010	000	313,427.72	-----	7,548,000.00	7,721,297.05	-----	140,130.67
Investments in US Treasury Securities						32,498,000.00	-----	-7,548,000.00	-----	-----	24,950,000.00
Subtotal	Subtotal		036	4010	000	32,811,427.72	-----	-----	7,721,297.05	-----	25,090,130.67
<b>Service-Disabled Veterans Insurance Fund, Veterans Affairs</b>											
Fund Resources:											
Undisbursed Funds	No Year		036	4012	000	135,325,161.99	-----	-----	-9,666,336.53	-----	144,991,498.52
<b>Veterans Housing Benefit Program Fund Liquidating Account, Veterans Affairs</b>											
Fund Resources:											
Undisbursed Funds	No Year		036	4025	000	1,826,003.61	-----	-----	-3,274,871.65	<sup>4</sup> 3,179,517.35	1,921,357.91
<b>Veteran Affairs Life Insurance, Veterans Benefits Administration, Veterans Affairs</b>											
Fund Resources:											
Undisbursed Funds	No Year		036	4379	000	3,294,204.03	-----	-45,666,000.00	-54,405,570.71	-----	12,033,774.74
Investments in US Treasury Securities						18,307,000.00	-----	45,666,000.00	-----	-----	63,973,000.00
Subtotal	Subtotal		036	4379	000	21,601,204.03	-----	-----	-54,405,570.71	-----	76,006,774.74
<b>Trust Fund Accounts</b>											
<b>National Service Life Insurance Fund, Veterans Affairs</b>											
Fund Resources:											
Undisbursed Funds	No Year		036	8132	000	8,534,375.78	28,805,710.34	246,243,000.00	277,941,911.89	-----	5,641,174.23
Investments in US Treasury Securities						832,288,000.00	-----	-246,243,000.00	-----	-----	586,045,000.00
Subtotal	Subtotal		036	8132	000	840,822,375.78	28,805,710.34	-----	277,941,911.89	-----	591,686,174.23
<b>Post-Vietnam Era, Veterans Education Account, Veterans Affairs</b>											
Fund Resources:											
Undisbursed Funds	No Year		036	8133	000	51,537,522.04	-----	-----	2,967,490.92	-----	48,570,031.12
<b>United States Government Life Insurance Fund, Veterans Affairs</b>											
Fund Resources:											
Undisbursed Funds	No Year		036	8150	000	200,278.42	32,789.53	30,000.00	94,577.37	-----	168,490.58
Investments in US Treasury Securities						1,322,000.00	-----	-30,000.00	-----	-----	1,292,000.00
Subtotal	Subtotal		036	8150	000	1,522,278.42	32,789.53	-----	94,577.37	-----	1,460,490.58
<b>Veterans Special Life Insurance Fund, Trust Revolving Fund, Veterans Affairs</b>											
Fund Resources:											
Undisbursed Funds	No Year		036	8455	000	4,896,241.64	-----	141,830,000.00	144,893,712.15	-----	1,832,529.49
Investments in US Treasury Securities						804,847,000.00	-----	-141,830,000.00	-----	-----	663,017,000.00

Footnotes at End of Chapter

Appropriations, Outlays, and Balances - Continued

Appropriation or Fund Account  Title	Account Symbol				Balances, Beginning of Fiscal Year	Appropriations and Other Obligational Authority <sup>1</sup>	Transfers Borrowings and Investment (Net) <sup>2</sup>	Outlays (Net)	Balances Withdrawn and Other Transactions <sup>3</sup>	Balances, End of Fiscal Year	
	Period of Availability	ATA	AID	MAIN SUB							
Total, Benefits Programs	Subtotal		036	8455	000	809,743,241.64	-----	-----	144,893,712.15	-----	664,849,529.49
						32,884,144,416.86	179,577,954,517.56	-61,715,053.74	181,081,585,496.22	33,179,517.35	31,285,618,867.11
<b>Departmental Administration</b>											
<b>General Fund Accounts</b>											
Construction, Major Projects, Departmental Administration, Veterans Affairs Fund Resources:											
Undisbursed Funds	2024-2029		036	0110	000	-----	113,326,233.77	-----	-----	-----	113,326,233.77
	2024-2028					-----	474,114,560.00	-----	88,167,031.58	-----	385,947,528.42
	2023-2027					275,288,255.27	-----	-----	18,245,101.31	-----	257,043,153.96
	2022-2026					309,202,005.08	-----	-----	49,047,101.78	-----	260,154,903.30
	2021-2025					262,055,092.75	-----	-----	-102,534,259.83	-----	364,589,352.58
	2020-2024					332,875,073.99	-175,181,478.77	-----	76,013,224.51	-----	81,680,370.71
	2018-2024					84,555,927.01	-39,163,315.00	-----	44,714,047.97	-----	678,564.04
	2019-2023					150,244,387.21	-----	-----	53,546,925.18	-----	96,697,462.03
	2018-2023					24,783.96	-----	-----	15,582.59	-----	9,201.37
	2018-2022					23,764,218.70	-----	-----	6,004,105.01	-----	17,760,113.69
	2017-2022					793,273.25	-----	-----	-----	-----	793,273.25
	2017-2021					55,899,787.83	-----	-----	16,610,850.75	-----	39,288,937.08
	2016-2020					38,322,630.42	-----	-----	25,832,599.18	-----	12,490,031.24
	2015-2019					166,613.27	-----	-----	121,045.40	45,567.87	-----
	No Year					2,758,805,008.55	507,904,000.00	-----	145,181,825.07	-----	3,121,527,183.48
	Subtotal		036	0110	000	4,291,997,057.29	881,000,000.00	-----	420,965,180.50	45,567.87	4,751,986,308.92
Construction, Minor Projects, Departmental Administration, Veterans Affairs Fund Resources:											
Undisbursed Funds	2024-2028		036	0111	000	-----	612,000,000.00	-----	8,350,586.30	-----	603,649,413.70
	2023-2027					561,693,099.15	-----	-----	55,658,522.94	-----	506,034,576.21
	2022-2026					379,364,869.52	-----	-----	140,077,302.78	-----	239,287,566.74
	2021-2025					134,965,556.55	-----	-----	81,751,002.75	-----	53,214,553.80
	2020-2024					124,333,600.11	-----	-----	28,646,680.53	-----	95,686,919.58
	2019-2023					95,313,708.16	-----	-----	41,545,183.52	-----	53,768,524.64
	2018-2022					31,183,683.68	-----	-----	10,409,368.97	-----	20,774,314.71
	2017-2021					23,561,938.39	-----	-----	6,000,900.63	-----	17,561,037.76
	2016-2020					39,117,420.66	-----	-----	13,168,204.63	-----	25,949,216.03
	2015-2019					14,576,193.73	-----	-----	8,146,569.33	6,429,624.40	-----
	No Year					890,934,221.56	80,000,000.00	-----	68,167,163.92	-----	902,767,057.64
	Subtotal		036	0111	000	2,295,044,291.51	692,000,000.00	-----	461,921,486.30	6,429,624.40	2,518,693,180.81

Footnotes at End of Chapter

## Appropriations, Outlays, and Balances - Continued

Appropriation or Fund Account  Title	Account Symbol				Balances, Beginning of Fiscal Year	Appropriations and Other Obligational Authority <sup>1</sup>	Transfers Borrowings and Investment (Net) <sup>2</sup>	Outlays (Net)	Balances Withdrawn and Other Transactions <sup>3</sup>	Balances, End of Fiscal Year
	Period of Availability	ATA	AID	MAIN						
National Cemetery Administration, Veterans Health Administration, Veterans Affairs Fund Resources: Undisbursed Funds	2024-2025		036	0129	000	----- 48,000,000.00	----- -----	39,397,772.09	----- -----	8,602,227.91
	2024					----- 432,000,000.00	----- -----	315,334,682.96	----- -----	116,665,317.04
	2023-2024					8,000,000.00	----- 2,600,000.00	10,600,000.00	----- -----	----- -----
	2023					112,044,336.21	----- -2,600,000.00	87,714,240.41	----- -----	21,730,095.80
	2022					17,599,718.87	----- -----	7,386,267.07	----- -----	10,213,451.80
	2021					6,660,565.84	----- -----	4,315,790.92	----- -----	2,344,774.92
	2020-2021					1,240,432.47	----- -----	6,297.36	----- -----	1,234,135.11
	2020					4,852,020.56	----- -----	-1,296,644.44	----- -----	6,148,665.00
	2019					1,760,203.58	----- -791,393.22	886,684.34	82,126.02	----- -----
	2018-2019					193.49	----- -193.49	----- -----	----- -----	----- -----
	No Year					42,220.99	----- -----	-1,351.54	----- -----	43,572.53
	Subtotal		036	0129	000	152,199,692.01	480,000,000.00 -791,586.71	464,343,739.17	82,126.02	166,982,240.11
General Administration, Departmental Administration, Veterans Affairs Fund Resources: Undisbursed Funds	2023-2027		036	0142	000	12,100,000.00	----- -----	8,386,326.86	----- -----	3,713,673.14
	2024-2025					----- 24,415,000.00	----- -----	3,770,882.31	----- -----	20,644,117.69
	2024					----- 451,556,484.82	----- -----	271,547,166.01	----- -----	180,009,318.81
	2023-2024					21,145,427.10	----- -----	11,208,714.87	4,500,000.00	4,936,712.23
	2023					123,885,066.86	----- -----	109,849,334.73	----- -----	14,035,732.13
	2022-2023					489,783.28	----- -----	369,920.03	----- -----	119,863.25
	2022					14,233,802.70	----- -----	6,385,772.08	----- -----	7,848,030.62
	2021-2022					271.50	----- -----	----- -----	----- -----	271.50
	2021					21,329,672.89	----- -----	2,882,754.65	----- -----	18,446,918.24
	2020-2021					34,391.71	----- -----	19,105.31	----- -----	15,286.40
	2020					13,940,265.26	----- -----	7,466.14	----- -----	13,932,799.12
	2019-2020					101,863.89	----- -----	----- -----	----- -----	101,863.89
	2019					13,552,396.78	----- -13,557,128.51	-4,731.73	----- -----	----- -----
	2018-2019					84,626.98	----- -84,626.98	----- -----	----- -----	----- -----
	No Year					20,058,439.32	----- -----	244,598.28	----- -----	19,813,841.04
	Subtotal		036	0142	000	240,956,008.27	475,971,484.82 -13,641,755.49	414,667,309.54	5,000,000.00	283,618,428.06
Information Technology Systems, Departmental Administration, Veterans Affairs Fund Resources: Undisbursed Funds	2024-2028		036	0167	000	----- 75,288,000.00	----- -----	8,725.28	----- -----	75,279,274.72
	2024-2025					----- 407,277,960.00	----- -----	174,367,456.69	----- -----	232,910,503.31
	2021-2025					2,161,883.20	----- -----	2,139,515.47	----- -----	22,367.73
	2024					----- 5,910,349,040.00	----- -----	3,472,344,884.07	----- -----	2,438,004,155.93

Footnotes at End of Chapter

Appropriations, Outlays, and Balances - Continued

Appropriation or Fund Account  Title	Account Symbol				Balances, Beginning of Fiscal Year	Appropriations and Other Obligational Authority <sup>1</sup>	Transfers Borrowings and Investment (Net) <sup>2</sup>	Outlays (Net)	Balances Withdrawn and Other Transactions <sup>3</sup>	Balances, End of Fiscal Year	
	Period of Availability	ATA	AID	MAIN SUB							
	2023-2024				314,508,870.17	-15,000,000.00	-----	238,108,491.41	-----	61,400,378.76	
	2023				2,218,797,050.00	-----	-----	1,919,376,129.45	-----	299,420,920.55	
	2022-2023				48,259,793.17	-----	-----	40,542,874.84	-----	7,716,918.33	
	2022				194,181,362.66	-----	-----	82,689,800.31	-----	111,491,562.35	
	2021-2022				10,151,974.15	-----	-----	2,353,784.75	-----	7,798,189.40	
	2021				125,009,792.47	-----	-----	10,652,473.95	-----	114,357,318.52	
	2020-2021				30,462,569.67	-----	-----	10,396,574.56	-----	20,065,995.11	
	2020				41,499,079.10	-----	-----	982,863.67	-----	40,516,215.43	
	2019-2020				2,532,923.76	-----	-----	-2,745.18	-----	2,535,668.94	
	2019				30,773,326.17	-----	-30,759,202.64	14,123.53	-----	-----	
	2018-2019				9,738,790.00	-----	-9,690,576.26	-----	48,213.74	-----	
	No Year				202,783,894.69	-----	12,033,730.00	157,510,459.33	-----	57,307,165.36	
	Subtotal		036	0167	000	3,230,861,309.21	6,377,915,000.00	-28,416,048.90	6,111,485,412.13	48,213.74	3,468,826,634.44
Office of Inspector General, Departmental Administration, Veterans Affairs Fund Resources:											
Undisbursed Funds	2024-2025		036	0170	000	-----	29,600,000.00	-----	3,029,919.57	-----	26,570,080.43
	2024				-----	266,400,000.00	-----	243,560,832.39	-----	22,839,167.61	
	2023-2024				11,000,000.00	-----	7,900,000.00	18,870,036.12	-----	29,963.88	
	2023				32,834,564.93	-----	-7,900,000.00	22,097,528.72	-----	2,837,036.21	
	2022-2023				2,668,976.97	-----	-----	2,556,254.61	-----	112,722.36	
	2022				3,856,176.84	-----	-----	1,488,928.86	-----	2,367,247.98	
	2021-2022				256,849.46	-----	-----	-----	-----	256,849.46	
	2020-2022				22,628.17	-----	-----	-----	-----	22,628.17	
	2021				2,105,056.64	-----	-----	40,514.27	-----	2,064,542.37	
	2020-2021				476,746.28	-----	-----	-----	-----	476,746.28	
	2020				1,172,474.37	-----	-----	44,735.78	-----	1,127,738.59	
	2019-2020				670,758.86	-----	-----	-----	-----	670,758.86	
	2019				709,307.34	-----	-520,950.68	754.68	187,601.98	-----	
	2018-2019				24,678.34	-----	-24,678.34	-----	-----	-----	
	No Year				718,725.13	-----	-----	467,066.75	-----	251,658.38	
	Subtotal		036	0170	000	56,516,943.33	296,000,000.00	-545,629.02	292,156,571.75	187,601.98	59,627,140.58
Grants for Construction of State Extended Care Facilities, Departmental Administration, Veterans Affairs Fund Resources:											
Undisbursed Funds	2020-2021		036	0181	000	116,409,696.05	-----	-----	13,710,657.62	-----	102,699,038.43
	No Year				870,374,121.41	171,000,000.00	-----	240,505,360.79	-----	800,868,760.62	
	Subtotal		036	0181	000	986,783,817.46	171,000,000.00	-----	254,216,018.41	-----	903,567,799.05

Footnotes at End of Chapter

## Appropriations, Outlays, and Balances - Continued

Appropriation or Fund Account  Title	Account Symbol				Balances, Beginning of Fiscal Year	Appropriations and Other Obligational Authority <sup>1</sup>	Transfers Borrowings and Investment (Net) <sup>2</sup>	Outlays (Net)	Balances Withdrawn and Other Transactions <sup>3</sup>	Balances, End of Fiscal Year	
	Period of Availability	ATA	AID	MAIN							SUB
Grants for Construction of State Veterans Cemeteries, Departmental Administration, Veterans Affairs Fund Resources: Undisbursed Funds	No Year		036	0183	000	113,128,414.14	60,000,000.00	-----	59,409,557.48	-----	113,718,856.66
Board of Veterans Appeals, Departmental Administration, Veterans Affairs Fund Resources: Undisbursed Funds	2024-2025		036	1122	000	-----	28,700,000.00	-----	11,700,000.00	-----	17,000,000.00
	2024					-----	258,300,000.00	-----	236,683,290.83	-----	21,616,709.17
	2023-2024					28,500,000.00	-----	-----	13,500,000.00	+ 15,000,000.00	-----
	2023					28,051,393.48	-----	-----	11,373,842.19	-----	16,677,551.29
	2021-2023					1,777,295.38	-----	-----	15,992.37	-----	1,761,303.01
	2022					6,834,685.74	-----	-----	1,256,117.17	-----	5,578,568.57
	2021					590,863.11	-----	-----	211,126.23	-----	379,736.88
	2020-2021					25,616.34	-----	-----	-----	-----	25,616.34
	2020					-49,568.32	-----	-----	321,933.77	-----	-371,502.09
	2019					278,051.03	-----	-63,328.69	214,462.34	260.00	-----
	Subtotal		036	1122	000	66,008,336.76	287,000,000.00	-63,328.69	275,276,764.90	15,000,260.00	62,667,983.17
Veterans Electronic Health Record, Departmental Administration, Veterans Affairs Fund Resources: Undisbursed Funds	2024-2026		036	1123	000	-----	1,334,142,000.00	-----	294,790,402.36	-----	1,039,351,597.64
	2023-2025					1,368,615,863.33	-460,005,000.00	-----	590,605,044.24	-----	318,005,819.09
	2022-2024					877,771,091.72	-----	-----	127,756,098.65	-----	750,014,993.07
	2021-2023					478,757,331.30	-----	-----	210,378,521.80	-----	268,378,809.50
	2020-2022					161,792,908.25	-----	-----	48,022,811.02	-----	113,770,097.23
	2019-2021					61,470,313.87	-----	-----	6,981,689.04	-----	54,488,624.83
	2018-2020					26,590,917.42	-----	-----	1,111,014.01	-----	25,479,903.41
	Subtotal		036	1123	000	2,974,998,425.89	874,137,000.00	-----	1,279,645,581.12	-----	2,569,489,844.77
Recurring Expenses Transformational Fund, Departmental Administration, Veterans Affairs Fund Resources: Undisbursed Funds	No Year		036	1124	000	1,055,324,702.91	-----	319,682,542.52	25,138,264.56	-----	1,349,868,980.87
Cost of War Toxic Exposures Fund, Departmental Administration, Veterans Affairs Fund Resources: Undisbursed Funds	2024-2028		036	1126	000	-----	20,268,000,000.00	-----	14,974,323,767.64	-----	5,293,676,232.36
	2023-2027					4,541,672,292.11	-----	-----	4,308,810,927.07	-----	232,861,365.04
	2022-2024					229,248,134.61	-----	-----	173,550,650.15	-----	55,697,484.46
	Subtotal		036	1126	000	4,770,920,426.72	20,268,000,000.00	-----	19,456,685,344.86	-----	5,582,235,081.86
<b>Special Fund Accounts</b>											

Footnotes at End of Chapter

Appropriations, Outlays, and Balances - Continued

Appropriation or Fund Account  Title	Account Symbol				Balances, Beginning of Fiscal Year	Appropriations and Other Obligational Authority <sup>1</sup>	Transfers Borrowings and Investment (Net) <sup>2</sup>	Outlays (Net)	Balances Withdrawn and Other Transactions <sup>3</sup>	Balances, End of Fiscal Year	
	Period of Availability	ATA	AID	MAIN							SUB
National Cemetery Administration Facilities Operation Fund, Veterans Affairs Fund Resources: Undisbursed Funds	No Year		036	5392	000	1,073,819.22	352,177.17	-----	31,176.45	-----	1,394,819.94
<b>Public Enterprise Funds</b>											
Pershing Hall Revolving Fund, Veterans Affairs Fund Resources: Undisbursed Funds	No Year		036	4018	000	3,603,928.39	-----	-----	-397,988.37	-----	4,001,916.76
<b>Intragovernmental Funds</b>											
Supply Fund, Veterans Affairs Fund Resources: Undisbursed Funds	No Year		036	4537	000	259,775,775.79	-----	-----	-121,890,307.98	-----	381,666,083.77
Franchise Fund, Veterans Affairs Fund Resources: Undisbursed Funds	No Year		036	4539	000	635,112,168.92	-----	-----	-157,332,481.11	-----	792,444,650.03
<b>Trust Fund Accounts</b>											
Department of Veterans Affairs Cemetery Gift Fund, Veterans Affairs Fund Resources: Undisbursed Funds	No Year		036	8129	000	1,780,114.46	240,803.03	-----	209,979.70	-----	1,810,937.79
Total, Departmental Administration						21,136,085,232.28	30,863,616,465.02	276,224,193.71	29,236,531,609.41	26,793,394.01	23,012,600,887.59
<b>Deductions for Offsetting Receipts</b>											
Proprietary Receipts from the Public						-----	-4,180,974,390.07	-----	-9,409,164,030.49	-----	-----
Intrabudgetary Receipts Deducted by Agency						-----	249,731,869.38	-----	249,731,869.38	-----	-----
Total, Offsetting Receipts						-----	-3,931,242,520.69	-----	-9,159,432,161.11	-----	-----
Total, Department of Veterans Affairs						85,020,501,887.79	330,841,511,767.39	12,033,730.00	325,003,956,976.46	60,923,367.10	85,580,977,401.20
<b>Memorandum</b>											
<b>Financing Accounts</b>											
<b>Public Enterprise Funds</b>											
Vocational Rehabilitation Direct Loan Financing Account, Veterans Affairs Fund Resources: Undisbursed Funds	No Year		036	4112	000	156,968.10	-----	169,759.09	39,813.78	-----	286,913.41
Authority to Borrow from the Treasury						-----	800,000.00	-800,000.00	-----	-----	-----
Subtotal			036	4112	000	156,968.10	800,000.00	-630,240.91	39,813.78	-----	286,913.41
Veterans Housing Benefit Program Fund, Loan Sale Securities, Guaranteed Loan Financing Account, Veterans Affairs Fund Resources: Undisbursed Funds	No Year		036	4124	000	16,621,656.06	-----	-----	5,377,673.73	-----	11,243,982.33

Footnotes at End of Chapter



**Appropriations, Outlays, and Balances - Continued**

Appropriation or Fund Account  Title	Account Symbol				Balances, Beginning of Fiscal Year	Appropriations and Other Obligational Authority <sup>1</sup>	Transfers Borrowings and Investment (Net) <sup>2</sup>	Outlays (Net)	Balances Withdrawn and Other Transactions <sup>3</sup>	Balances, End of Fiscal Year	
	Period of Availability	ATA	AID	MAIN							SUB
Veterans Housing Benefit Program Fund Direct Loan Financing Account, Veterans Affairs Fund Resources:											
Undisbursed Funds	No Year		036	4127	000	137,347,892.95	-----	330,448,016.55	-732,042,977.41	-----	1,199,838,886.91
Authority to Borrow from the Treasury						-----	5,178,469,609.00	-5,178,469,609.00	-----	-----	-----
Subtotal			036	4127	000	137,347,892.95	5,178,469,609.00	-4,848,021,592.45	-732,042,977.41	-----	1,199,838,886.91
Veterans Housing Benefit Program Fund Guaranteed Loan Financing Account, Veterans Affairs Fund Resources:											
Undisbursed Funds	No Year		036	4129	000	11,221,817,069.20	20,488,029.00	60,165,000.00	3,262,244,671.05	<sup>4</sup> 155,945,358.20	7,884,280,068.95
Authority to Borrow from the Treasury						-----	60,165,000.00	-60,165,000.00	-----	-----	-----
Subtotal			036	4129	000	11,221,817,069.20	80,653,029.00	-----	3,262,244,671.05	155,945,358.20	7,884,280,068.95
Native American Veteran Housing Direct Loan Financing Account, Veterans Affairs Fund Resources:											
Undisbursed Funds	No Year		036	4130	000	16,286,875.29	-----	4,467,306.05	7,805,141.86	-----	12,949,039.48
Authority to Borrow from the Treasury						-----	16,130,000.00	-16,130,000.00	-----	-----	-----
Subtotal			036	4130	000	16,286,875.29	16,130,000.00	-11,662,693.95	7,805,141.86	-----	12,949,039.48
Guaranteed Transitional Housing Loans for Homeless Veterans Guaranteed Loan Financing Account, Veterans Affairs Fund Resources:											
Undisbursed Funds	No Year		036	4258	000	4,122,711.72	-----	-102,938.03	4,487.06	-----	4,015,286.63
Total, Financing Accounts						11,396,353,173.32	5,276,052,638.00	-4,860,417,465.34	2,543,428,810.07	155,945,358.20	9,112,614,177.71

Footnotes at End of Chapter

---

**Footnotes**

---

- 1 The amounts in this column, unless otherwise footnoted, represent appropriations, increases and rescissions in borrowing authority or new contract authority. Appropriation accounts with appropriation transfer activity are presented in Table 1 (Appropriations and Appropriation Transfers) at the end of this chapter.
- 2 The amounts in this column, unless otherwise footnoted, represent transfers - other than appropriation transfers, borrowings (gross), investments (net), unrealized discounts or funds held outside the Treasury.
- 3 The amounts in this column, unless otherwise footnoted, represent obligated balances canceled for fiscal year 2019 pursuant to 31 U.S.C. 1553 and adjustments to borrowing and contract authority.
- 4 Represents capital transfer to miscellaneous receipts.
- 5 Subject to disposition by the administrative agency.

## Appropriations, Outlays, and Balances - Continued

### Footnotes

Table 1 - Appropriations and Appropriation Transfers - Department of Veterans Affairs

AID	ATA	Period of Availability	MAIN	Net Appropriations and Appropriation Transfers	Appropriation Amount	Net Appropriation Transfers	AID Involved	ATA Involved	Period of Availability Involved	MAIN Involved	Amount From or To (-)
036		24	0129	432,000,000.00	480,000,000.00	-48,000,000.00	036		2425	0129	-48,000,000.00
036		2425	0129	48,000,000.00	0.00	48,000,000.00	036		24	0129	48,000,000.00
036		X	0140	599,722,082.88	0.00	599,722,082.88	036		X	5287	599,722,082.88
036		24	0140	30,948,709,000.00	31,000,000,000.00	-51,291,000.00	036		24	0169	-50,265,180.00
							036		2425	0169	-1,025,820.00
036		24	0142	451,556,484.82	475,000,000.00	-23,443,515.18	036		2425	0142	-24,415,000.00
							036		24	0151	971,484.82
036		2425	0142	24,415,000.00	0.00	24,415,000.00	036		24	0142	24,415,000.00
036		24	0151	3,508,128,515.18	3,899,000,000.00	-390,871,484.82	036		24	0142	-971,484.82
							036		2425	0151	-389,900,000.00
036		2425	0151	389,900,000.00	0.00	389,900,000.00	036		24	0151	389,900,000.00
036		24	0152	11,919,004,000.00	11,950,000,000.00	-30,996,000.00	036		24	0169	-30,376,080.00
							036		2425	0169	-619,920.00
036		X	0160	3,236,812,467.96	0.00	3,236,812,467.96	036		X	5287	3,236,812,467.96
036		24	0160	71,591,546,320.00	72,004,000,000.00	-412,453,680.00	036		X	0165	-15,000,000.00
							036		24	0169	-389,504,606.00
							036		2425	0169	-7,949,074.00
036		24	0162	8,408,915,000.00	8,449,485,000.00	-40,570,000.00	036		24	0169	-39,758,600.00
							036		2425	0169	-811,400.00
036		X	0165	15,000,000.00	0.00	15,000,000.00	036		24	0160	15,000,000.00
036		24	0167	5,910,349,040.00	6,200,062,000.00	-289,712,960.00	036		2425	0167	-281,627,960.00
							036		24	0169	-7,923,300.00
							036		2425	0169	-161,700.00
036		2425	0167	407,277,960.00	125,650,000.00	281,627,960.00	036		24	0167	281,627,960.00
036		X	0169	10,957,454.35	0.00	10,957,454.35	036		X	5287	10,957,454.35
036		24	0169	686,387,766.00	0.00	686,387,766.00	036		24	0140	50,265,180.00
							036		24	0152	30,376,080.00
							036		24	0160	389,504,606.00
							036		24	0162	39,758,600.00
							036		24	0167	7,923,300.00
							097		24	0130	168,560,000.00
036		2425	0169	14,007,914.00	0.00	14,007,914.00	036		24	0140	1,025,820.00

**Appropriations, Outlays, and Balances - Continued**

**Footnotes**

**Table 1 - Appropriations and Appropriation Transfers - Department of Veterans Affairs**

<b>AID</b>	<b>ATA</b>	<b>Period of Availability</b>	<b>MAIN</b>	<b>Net Appropriations and Appropriation Transfers</b>	<b>Appropriation Amount</b>	<b>Net Appropriation Transfers</b>	<b>AID Involved</b>	<b>ATA Involved</b>	<b>Period of Availability Involved</b>	<b>MAIN Involved</b>	<b>Amount From or To (-)</b>
							036		24	0152	619,920.00
							036		24	0160	7,949,074.00
							036		24	0162	811,400.00
							036		24	0167	161,700.00
							097		24	0130	3,440,000.00
036		24	0170	266,400,000.00	296,000,000.00	-29,600,000.00	036		2425	0170	-29,600,000.00
036		2425	0170	29,600,000.00	0.00	29,600,000.00	036		24	0170	29,600,000.00
036		24	1122	258,300,000.00	287,000,000.00	-28,700,000.00	036		2425	1122	-28,700,000.00
036		2425	1122	28,700,000.00	0.00	28,700,000.00	036		24	1122	28,700,000.00
036		X	5287	-3,847,492,005.19	0.00	-3,847,492,005.19	036		X	0140	-599,722,082.88
							036		X	0160	-3,236,812,467.96
							036		X	0169	-10,957,454.35
036	097	X	0165	15,000,000.00	0.00	15,000,000.00	097		24	0130	15,000,000.00
<b>Total</b>				<b>135,353,197,000.00</b>	<b>135,166,197,000.00</b>	<b>187,000,000.00</b>					<b>187,000,000.00</b>

**This Page Left Blank Intentionally**

---

Appropriations, Outlays, and Balances - Continued

Appropriation or Fund Account  Title	Account Symbol				Balances, Beginning of Fiscal Year	Appropriations and Other Obligational Authority <sup>1</sup>	Transfers Borrowings and Investment (Net) <sup>2</sup>	Outlays (Net)	Balances Withdrawn and Other Transactions <sup>3</sup>	Balances, End of Fiscal Year	
	Period of Availability	ATA	AID	MAIN SUB							
<b>Corps of Engineers</b>											
<b>General Fund Accounts</b>											
Mississippi River and Tributaries, Corps of Engineers-Civil Fund Resources:											
Undisbursed Funds	No Year		096	3112	000	2,189,440,445.96	360,870,000.00	-10.72	657,400,072.49	114.31	1,892,910,248.44
Investigations, Corps of Engineers, Civil Fund Resources:											
Undisbursed Funds	No Year		096	3121	000	522,028,356.38	131,577,000.00	4,490,867.69	177,062,282.15	-----	481,033,941.92
Construction, Corps of Engineers, Civil Fund Resources:											
Undisbursed Funds	No Year		096	3122	000	41,029,045,138.90	1,780,235,000.00	-768,674.41	3,999,012,706.14	62,499,992.91	38,746,998,765.44
Operation and Maintenance, Corps of Engineers-Civil Fund Resources:											
Undisbursed Funds	2020-2021		096	3123	000	1,282,113.48	-----	-----	307,162.90	-----	974,950.58
	No Year					6,549,696,423.52	3,902,618,000.00	-3,722,182.56	2,814,798,684.14	96,514,468.83	7,537,279,087.99
	Subtotal		096	3123	000	6,550,978,537.00	3,902,618,000.00	-3,722,182.56	2,815,105,847.04	96,514,468.83	7,538,254,038.57
Expenses, Corps of Engineers-Civil Fund Resources:											
Undisbursed Funds	2024-2025		096	3124	000	-----	216,000,000.00	-----	212,932,514.83	-----	3,067,485.17
	2023-2024					6,010,868.87	-----	-----	5,223,690.55	-----	787,178.32
	2022-2023					1,888,845.74	-----	-----	1,240,356.33	-----	648,489.41
	2021-2022					927,502.89	-----	-----	72,849.77	-----	854,653.12
	2020-2021					5,299,554.93	-----	-----	242,068.80	-----	5,057,486.13
	2019-2020					1,412,799.01	-----	-----	63,110.03	-----	1,349,688.98
	2018-2019					1,678,467.15	-----	-----	25,005.60	1,653,461.55	-----
	No Year					75,370,953.85	-----	-----	46,256,025.37	-----	29,114,928.48
	Subtotal		096	3124	000	92,588,992.44	216,000,000.00	-----	266,055,621.28	1,653,461.55	40,879,909.61
Flood Control and Coastal Emergencies, Corps of Engineers, Civil Fund Resources:											
Undisbursed Funds	No Year		096	3125	000	2,296,559,442.08	35,000,000.00	-----	478,167,770.79	-----	1,853,391,671.29
Regulatory Program, Corps of Engineers, Civil Fund Resources:											
Undisbursed Funds	2022-2026		096	3126	000	132,101,989.02	-----	-----	40,240,303.10	-----	91,861,685.92
	2024-2025					-----	221,000,000.00	-----	197,647,437.48	-----	23,352,562.52
	2023-2024					27,190,527.29	-----	-----	22,942,104.13	-----	4,248,423.16
	2022-2023					5,706,746.28	-----	-----	5,411,369.60	-----	295,376.68
	2021-2022					323,735.28	-----	-----	184,719.20	-----	139,016.08
	2020-2021					33,915.43	-----	-----	1,528.79	-----	32,386.64
	2019-2020					178,277.77	-----	-----	3,034.22	-----	175,243.55
	2018-2019					107,029.83	-----	-----	-----	107,029.83	-----
	No Year					1,468,419.55	-----	-----	21,295.89	-----	1,447,123.66

Footnotes at End of Chapter

## Appropriations, Outlays, and Balances - Continued

Appropriation or Fund Account  Title	Account Symbol				Balances, Beginning of Fiscal Year	Appropriations and Other Obligational Authority <sup>1</sup>	Transfers Borrowings and Investment (Net) <sup>2</sup>	Outlays (Net)	Balances Withdrawn and Other Transactions <sup>3</sup>	Balances, End of Fiscal Year	
	Period of Availability	ATA	AID	MAIN							SUB
	Subtotal		096	3126	000	167,110,640.45	221,000,000.00	-----	266,451,792.41	107,029.83	121,551,818.21
Washington Aqueduct Capital Improvements, Corps of Engineers-Civil Fund Resources:											
Undisbursed Funds	No Year		096	3128	000	164,657,956.54	-----	-----	9,102,546.38	-----	155,555,410.16
Formerly Utilized Sites Remedial Action Program, Corps of Engineers-Civil Fund Resources:											
Undisbursed Funds	No Year		096	3130	000	605,890,312.53	300,000,000.00	-----	249,525,998.64	-----	656,364,313.89
Office of Assistant Secretary of the Army for Civil Works, Corps of Engineers-Civil Fund Resources:											
Undisbursed Funds	2024-2025		096	3132	000	-----	5,000,000.00	-----	4,002,853.49	-----	997,146.51
	2023-2024					2,191,755.01	-----	-----	2,054,380.24	-----	137,374.77
	2022-2023					193,813.06	-----	-----	188,253.50	-----	5,559.56
	2021-2022					44,171.88	-----	-----	-----	-----	44,171.88
	2020-2021					10,456.00	-----	-----	-----	-----	10,456.00
	2019-2020					257,531.43	-----	-----	-296.78	-----	257,828.21
	2018-2019					384,132.58	-----	-----	13,258.02	370,874.56	-----
	No Year					166,981.33	-----	-----	-----	-----	166,981.33
	Subtotal		096	3132	000	3,248,841.29	5,000,000.00	-----	6,258,448.47	370,874.56	1,619,518.26
Water Infrastructure Finance and Innovation Program Account, Corps of Engineers-Civil Fund Resources:											
Undisbursed Funds	2024-2025		096	3139	000	-----	5,000,000.00	-----	1,195,899.47	-----	3,804,100.53
	2023-2024					5,868,938.92	-----	-----	4,439,292.17	-----	1,429,646.75
	2022-2023					163,428.63	-----	-----	163,409.28	-----	19.35
	2021-2022					377,575.81	-----	-----	-----	-----	377,575.81
	No Year					90,387,183.66	2,200,000.00	-----	367,090.47	-----	92,220,093.19
	Subtotal		096	3139	000	96,797,127.02	7,200,000.00	-----	6,165,691.39	-----	97,831,435.63
<b>Special Fund Accounts</b>											
Hydraulic Mining in California, Debris Fund, Corps of Engineers-Civil Fund Resources:											
Undisbursed Funds	No Year		096	5066	000	433,014.46	199,897.50	-----	-----	-----	632,911.96
Payments to States, Flood Control Act of 1954, Corps of Engineers - Civil Fund Resources:											
Undisbursed Funds	No Year		096	5090	000	-----	18,261,239.88	-----	18,261,239.88	-----	-----
Maintenance and Operation of Dams and Other Improvements of Navigable Waters, Corps of Engineers - Civil Fund Resources:											
Undisbursed Funds	No Year		096	5125	000	48,685,805.18	12,074,441.79	-----	12,188,003.67	-----	48,572,243.30

Footnotes at End of Chapter

Appropriations, Outlays, and Balances - Continued

Appropriation or Fund Account  Title	Account Symbol				Balances, Beginning of Fiscal Year	Appropriations and Other Obligational Authority <sup>1</sup>	Transfers Borrowings and Investment (Net) <sup>2</sup>	Outlays (Net)	Balances Withdrawn and Other Transactions <sup>3</sup>	Balances, End of Fiscal Year	
	Period of Availability	ATA	AID	MAIN							SUB
Interagency America the Beautiful Pass Revenues, Corps of Engineers-Civil Fund Resources: Undisbursed Funds	No Year		096	5570	000	4,042,562.79	2,479,109.48	-----	2,727,721.11	-----	3,793,951.16
Special Use Permit Fees, Corps of Engineers-Civil Fund Resources: Undisbursed Funds	No Year		096	5607	000	2,592,474.90	1,300,068.90	-----	1,244,413.75	-----	2,648,130.05
<b>Intragovernmental Funds</b>											
Revolving Fund, Corps of Engineers, Civil Fund Resources: Undisbursed Funds	No Year		096	4902	000	2,238,150,607.78	-----	-367,366.86	-139,569,880.63	-----	2,377,353,121.55
Funds Held Outside the Treasury						-----	-----	367,366.86	-----	-----	367,366.86
					Subtotal	2,238,150,607.78	-----	-----	-139,569,880.63	-----	2,377,720,488.41
<b>Trust Fund Accounts</b>											
South Dakota Terrestrial Wildlife Habitat Restoration Trust Fund, Corps of Engineers - Civil Fund Resources: Undisbursed Funds	No Year		096	8217	000	-----	3,045,179.74	954,820.26	4,000,000.00	-----	-----
Unrealized Discount on Investments						-417,996.64	-----	-23,541.75	-----	-----	-441,538.39
Investments in US Treasury Securities						118,495,667.03	-----	-931,278.51	-----	-----	117,564,388.52
					Subtotal	118,077,670.39	3,045,179.74	-----	4,000,000.00	-----	117,122,850.13
Coastal Wetlands Restoration Trust Fund, Corps of Engineers - Civil Fund Resources: Undisbursed Funds	No Year		096	8333	000	65,658,466.40	24,000,000.00	-----	42,538,965.99	-----	47,119,500.41
Inland Waterways Trust Fund - Treasury Managed, Corps of Engineers - Civil Fund Resources: Undisbursed Funds	No Year		096	8861	000	57,807.22	67,346,134.88	-61,594,681.91	-----	-----	5,809,260.19
Transfer To: Corps of Engineers, Civil	No Year	096	096	8861	000	-----	56,044,783.20	-----	56,044,783.20	-----	-----
Investments in US Treasury Securities						264,801,610.00	-----	61,594,681.91	-----	-----	326,396,291.91
					Subtotal	264,859,417.22	123,390,918.08	-----	56,044,783.20	-----	332,205,552.10
Rivers and Harbors Contributed and Advance Funds, Corps of Engineers, Civil Fund Resources: Undisbursed Funds	No Year		096	8862	000	2,842,543,004.50	739,446,476.16	-----	649,282,713.30	-----	2,932,706,767.36
Harbor Maintenance Trust Fund - Treasury Managed, Corps of Engineers - Civil Fund Resources: Undisbursed Funds	No Year		096	8863	000	137,445,944.01	-267,453,614.75	269,452,193.57	-----	-----	139,444,522.83
Transfer To: Corps of Engineers	No Year	096	096	8863	000	-----	2,696,586,953.66	-----	2,696,586,953.66	-----	-----
Unrealized Discount on Investments						-227,529,980.26	-----	19,813,354.62	-----	-----	-207,716,625.64

Footnotes at End of Chapter



## Appropriations, Outlays, and Balances - Continued

Appropriation or Fund Account	Account Symbol					Balances, Beginning of Fiscal Year	Appropriations and Other Obligational Authority <sup>1</sup>	Transfers Borrowings and Investment (Net) <sup>2</sup>	Outlays (Net)	Balances Withdrawn and Other Transactions <sup>3</sup>	Balances, End of Fiscal Year
Title	Period of Availability	ATA	AID	MAIN	SUB						
Investments in US Treasury Securities						10,371,826,828.13	-----	-289,265,548.19	-----	-----	10,082,561,279.94
Subtotal			096	8863	000	10,281,742,791.88	2,429,133,338.91	-----	2,696,586,953.66	-----	10,014,289,177.13
<b>Deductions for Offsetting Receipts</b>											
Proprietary Receipts from the Public						-----	-928,971,869.65	-----	-928,971,869.65	-----	-----
Intrabudgetary Receipts Deducted by Agency						-----	35,452.52	-----	35,452.52	-----	-----
Total, Offsetting Receipts						-----	-928,936,417.13	-----	-928,936,417.13	-----	-----
Total, Corps of Engineers						69,585,131,606.09	9,383,894,253.31	-----	11,344,677,273.98	161,145,941.99	67,463,202,643.43

Footnotes at End of Chapter

---

**Footnotes**

---

- 1 The amounts in this column, unless otherwise footnoted, represent appropriations, increases and rescissions in borrowing authority or new contract authority. Appropriation accounts with appropriation transfer activity are presented in Table 1 (Appropriations and Appropriation Transfers) at the end of this chapter.
- 2 The amounts in this column, unless otherwise footnoted, represent transfers - other than appropriation transfers, borrowings (gross), investments (net), unrealized discounts or funds held outside the Treasury.
- 3 The amounts in this column, unless otherwise footnoted, represent obligated balances canceled for fiscal year 2019 pursuant to 31 U.S.C. 1553 and adjustments to borrowing and contract authority.

## Appropriations, Outlays, and Balances - Continued

### Footnotes

Table 1 - Appropriations and Appropriation Transfers - Corps of Engineers

AID	ATA	Period of Availability	MAIN	Net Appropriations and Appropriation Transfers	Appropriation Amount	Net Appropriation Transfers	AID Involved	ATA Involved	Period of Availability Involved	MAIN Involved	Amount From or To (-)
096		X	3123	3,902,648,000.00	3,834,668,305.03	67,979,694.97	096		X	5007	66,268,698.05
							096		X	5493	1,710,996.92
096		X	5007	0.00	66,268,698.05	-66,268,698.05	096		X	3123	-66,268,698.05
096		X	5493	0.00	1,710,996.92	-1,710,996.92	096		X	3123	-1,710,996.92
096		X	8333	24,000,000.00	0.00	24,000,000.00	014		X	8151	24,000,000.00
096		X	8861	-56,044,783.20	0.00	-56,044,783.20	096	096	X	8861	-56,044,783.20
096		X	8863	-2,740,148,953.66	0.00	-2,740,148,953.66	069		X	8003	-40,288,000.00
							070		X	8870	-3,274,000.00
							096	096	X	8863	-2,696,586,953.66
096	096	X	8861	56,044,783.20	0.00	56,044,783.20	096		X	8861	56,044,783.20
096	096	X	8863	2,696,586,953.66	0.00	2,696,586,953.66	096		X	8863	2,696,586,953.66
<b>Total</b>				<b>3,883,086,000.00</b>	<b>3,902,648,000.00</b>	<b>-19,562,000.00</b>					<b>-19,562,000.00</b>

Appropriations, Outlays, and Balances - Continued

Appropriation or Fund Account  Title	Account Symbol				Balances, Beginning of Fiscal Year	Appropriations and Other Obligational Authority <sup>1</sup>	Transfers Borrowings and Investment (Net) <sup>2</sup>	Outlays (Net)	Balances Withdrawn and Other Transactions <sup>3</sup>	Balances, End of Fiscal Year
	Period of Availability	ATA	AID	MAIN						
<b>Other Defense Civil Programs</b>										
<b>Military Retirement</b>										
<b>General Fund Accounts</b>										
Payments to Military Retirement Fund, Defense Fund Resources:										
Undisbursed Funds	2024		097	0040	000	----- 151,521,000,000.00	----- -----	151,521,000,000.00	----- -----	----- -----
<b>Trust Fund Accounts</b>										
Department of Defense Military Retirement Fund Fund Resources:										
Undisbursed Funds	No Year		097	8097	000	708,291,461.05	264,230,453,081.08	-192,730,545,469.85	72,160,308,851.77	----- 47,890,220.51
Unrealized Discount on Investments						-38,701,065,761.91	-----	-26,652,600,518.24	-----	----- -65,353,666,280.15
Unamortized Premium and Discount						-7,443,917,164.69	-----	-12,912,566,806.55	-----	----- -20,356,483,971.24
Investments in US Treasury Securities						1,366,845,194,941.54	-----	232,295,712,794.64	-----	----- 1,599,140,907,736.18
Subtotal			097	8097	000	1,321,408,503,475.99	264,230,453,081.08	0.00	72,160,308,851.77	----- 1,513,478,647,705.30
Total, Military Retirement						1,321,408,503,475.99	415,751,453,081.08	0.00	223,681,308,851.77	----- 1,513,478,647,705.30
<b>Retiree Health Care</b>										
<b>General Fund Accounts</b>										
Payment to Department of Defense Medicare-Eligible Retiree Health Care Fund Resources:										
Undisbursed Funds	No Year		097	0850	000	----- 9,584,000,000.00	----- -----	9,584,000,000.00	----- -----	----- -----
<b>Special Fund Accounts</b>										
Department of Defense, Medicare-Eligible Retiree Health Care Fund Fund Resources:										
Undisbursed Funds	No Year		097	5472	000	215,747,878.22	39,068,793,345.31	-26,773,779,126.88	12,285,876,340.91	----- 224,885,755.74
Unrealized Discount on Investments						-8,710,580,409.24	-----	-5,971,358,436.55	-----	----- -14,681,938,845.79
Unamortized Premium and Discount						-2,233,003,328.71	-----	186,238,845.83	-----	----- -2,046,764,482.88
Investments in US Treasury Securities						354,218,721,336.85	-----	32,558,898,717.60	-----	----- 386,777,620,054.45
Subtotal			097	5472	000	343,490,885,477.12	39,068,793,345.31	-----	12,285,876,340.91	----- 370,273,802,481.52
Total, Retiree Health Care						343,490,885,477.12	48,652,793,345.31	-----	21,869,876,340.91	----- 370,273,802,481.52
<b>Educational Benefits</b>										
<b>Trust Fund Accounts</b>										
Department of Defense, Education Benefits Fund Fund Resources:										
Undisbursed Funds	No Year		097	8098	000	100,000.00	58,987,133.41	100,530,840.89	159,517,974.30	----- 100,000.00
Unrealized Discount on Investments						-6,688,984.46	-----	-3,226,754.56	-----	----- -9,915,739.02
Investments in US Treasury Securities						853,601,371.18	-----	-97,304,086.33	-----	----- 756,297,284.85
Subtotal			097	8098	000	847,012,386.72	58,987,133.41	-----	159,517,974.30	----- 746,481,545.83
Total, Educational Benefits						847,012,386.72	58,987,133.41	-----	159,517,974.30	----- 746,481,545.83

Footnotes at End of Chapter

## Appropriations, Outlays, and Balances - Continued

Appropriation or Fund Account  Title	Account Symbol				Balances, Beginning of Fiscal Year	Appropriations and Other Obligational Authority <sup>1</sup>	Transfers Borrowings and Investment (Net) <sup>2</sup>	Outlays (Net)	Balances Withdrawn and Other Transactions <sup>3</sup>	Balances, End of Fiscal Year
	Period of Availability	ATA	AID	MAIN						
<b>American Battle Monuments Commission</b>										
<b>General Fund Accounts</b>										
Salaries and Expenses, American Battle Monuments Commission										
Fund Resources:										
Undisbursed Funds	No Year		074	0100	82,634,494.14	158,630,000.00	140,958.10	102,803,794.74	-----	138,601,657.50
Funds Held Outside the Treasury					207,331.58	-----	-140,958.10	-----	-----	66,373.48
Subtotal	Subtotal		074	0100	82,841,825.72	158,630,000.00	-----	102,803,794.74	-----	138,668,030.98
Foreign Currency Fluctuations Account, American Battle Monuments Commission										
Fund Resources:										
Undisbursed Funds	No Year		074	0101	55,706.68	-----	-----	-----	-----	55,706.68
<b>Trust Fund Accounts</b>										
Contributions, American Battle Monuments Commission										
Fund Resources:										
Undisbursed Funds	No Year		074	8569	1,288,872.26	258,473.02	-----	157,082.94	-----	1,390,262.34
Total, American Battle Monuments Commission					84,186,404.66	158,888,473.02	-----	102,960,877.68	-----	140,114,000.00
<b>Armed Forces Retirement Home</b>										
<b>General Fund Accounts</b>										
General Fund Payment, Armed Forces Retirement Home Trust Fund, Armed Forces Retirement Home										
Fund Resources:										
Undisbursed Funds	2024-2025		084	0100	-----	25,000,000.00	-----	25,000,000.00	-----	-----
<b>Trust Fund Accounts</b>										
Armed Forces Retirement Home Trust Fund, Armed Forces Retirement Home										
Fund Resources:										
Undisbursed Funds	2024-2025		084	8522	-----	54,050,000.00	-----	51,493,272.20	-----	2,556,727.80
	2023-2024				3,496,419.86	15,530,000.00	-----	18,148,082.22	-----	878,337.64
	2022-2023				871,602.43	1,160,000.00	-----	1,733,215.79	-----	298,386.64
	2021-2022				241,582.10	-----	-----	-1,238.06	-----	242,820.16
	2020-2021				530,318.82	-----	-----	-----	-----	530,318.82
	2020				200,110.13	-----	-----	2,894.55	-----	197,215.58
	2019				578,846.50	-----	-573,057.52	5,788.98	-----	-----
	No Year				2,316,538.24	8,528,631.93	-2,095,813.24	4,401,311.70	-----	4,348,045.23
Investments in US Treasury Securities					178,448,811.62	-----	2,668,870.76	-----	-----	181,117,682.38
Subtotal	Subtotal		084	8522	186,684,229.70	79,268,631.93	-----	75,783,327.38	-----	190,169,534.25
Total, Armed Forces Retirement Home					186,684,229.70	104,268,631.93	-----	100,783,327.38	-----	190,169,534.25
<b>Cemeterial Expenses</b>										
<b>General Fund Accounts</b>										

Footnotes at End of Chapter

Appropriations, Outlays, and Balances - Continued

Appropriation or Fund Account  Title	Account Symbol				Balances, Beginning of Fiscal Year	Appropriations and Other Obligational Authority <sup>1</sup>	Transfers Borrowings and Investment (Net) <sup>2</sup>	Outlays (Net)	Balances Withdrawn and Other Transactions <sup>3</sup>	Balances, End of Fiscal Year
	Period of Availability	ATA	AID	MAIN						
Salaries and Expenses, Cemeterial Expenses, Army Fund Resources: Undisbursed Funds	2024-2026		021	1805	000	----- 15,000,000.00	----- -----	----- -----	----- -----	----- 15,000,000.00
	2023-2025					13,515,195.19	-----	8,771,234.14	-----	4,743,961.05
	2024					-----	84,880,000.00	-----	47,047,610.04	37,832,389.96
	2022-2024					1,748,691.16	-----	4,496,739.83	-----	-2,748,048.67
	2023					36,284,651.44	-----	31,944,901.99	-----	4,339,749.45
	2021-2023					-13,495,055.03	-----	-9,179,822.46	-----	-4,315,232.57
	2022					7,285,269.53	-----	633,228.67	-----	6,652,040.86
	2020-2022					-577,912.43	-----	1,225,902.67	-----	-1,803,815.10
	2021					15,980,975.03	-----	10,725,201.75	-----	5,255,773.28
	2019-2021					-2,330,334.84	-----	5,669.05	-----	-2,336,003.89
	2020					5,471,535.31	-----	19,342.17	-----	5,452,193.14
	2018-2020					87,769.71	-----	30,872.50	-----	56,897.21
	2019					3,191,375.27	-----	107,361.12	3,084,014.15	-----
	2017-2019					217,661.76	-----	-----	217,661.76	-----
	No Year					3,372,399.32	-----	52,334.46	-----	3,320,064.86
	Subtotal		021	1805	000	70,752,221.42	99,880,000.00	-----	95,880,575.93	3,301,675.91
Construction, Cemeterial Expenses, Army Fund Resources: Undisbursed Funds	No Year		021	1809	000	304,838,393.72	88,600,000.00	-----	17,912,965.59	-----
<b>Special Fund Accounts</b>										
National Military Cemeteries Concessions, Army Fund Resources: Undisbursed Funds	No Year		021	5602	000	2,960,952.75	1,035,754.00	-----	231,978.00	-----
Total, Cemeterial Expenses						378,551,567.89	189,515,754.00	-----	114,025,519.52	3,301,675.91
<b>Forest and Wildlife Conservation, Military Reservations</b>										
<b>Special Fund Accounts</b>										
Wildlife Conservation, Etc., Military Reservations, Navy Fund Resources: Undisbursed Funds	No Year		017	5095	000	2,942,225.24	121,794.08	-----	9,308.02	-----
Wildlife Conservation, Etc., Military Reservations, Army Fund Resources: Undisbursed Funds	No Year		021	5095	000	11,438,794.18	-23,570.88	-----	-800,022.48	-----
Department of Defense, Forest Products Program, Army Fund Resources: Undisbursed Funds	No Year		021	5285	000	37,379,918.40	14,091,154.55	-----	10,861,191.47	-----

Footnotes at End of Chapter

**Appropriations, Outlays, and Balances - Continued**

Appropriation or Fund Account  Title	Account Symbol				Balances, Beginning of Fiscal Year	Appropriations and Other Obligational Authority <sup>1</sup>	Transfers Borrowings and Investment (Net) <sup>2</sup>	Outlays (Net)	Balances Withdrawn and Other Transactions <sup>3</sup>	Balances, End of Fiscal Year
	Period of Availability	ATA	AID	MAIN SUB						
Wildlife Conservation, Etc., Military Reservations, Air Force Fund Resources: Undisbursed Funds	No Year		057	5095	000	3,442,409.44	1,548,039.59	----- 1,301,731.57	-----	3,688,717.46
Total, Forest and Wildlife Conservation, Military Reservations						55,203,347.26	15,737,417.34	----- 11,372,208.58	-----	59,568,556.02
<b>Selective Service System</b>										
<b>General Fund Accounts</b>										
Salaries and Expenses, Selective Service System Fund Resources: Undisbursed Funds	2021-2025		090	0400	000	3,454,009.03	----- 2,261,437.00	1,223,100.29	-----	4,492,345.74
	2024					----- 31,300,000.00	-----	21,837,618.98	-----	9,462,381.02
	2023					9,706,496.98	-----	7,650,462.93	-----	2,056,034.05
	2022					1,600,306.46	-----	-52,028.04	-----	1,652,334.50
	2021					638,748.90	-----	20,782.26	-----	617,966.64
	2020					196,328.78	-----	-----	-----	196,328.78
	2019					833,100.30	-----	-----	833,100.30	-----
	Subtotal		090	0400	000	16,428,990.45	31,300,000.00	2,261,437.00	30,679,936.42	833,100.30
Total, Selective Service System						16,428,990.45	31,300,000.00	2,261,437.00	30,679,936.42	833,100.30
<b>Deductions for Offsetting Receipts</b>										
Proprietary Receipts from the Public						----- -37,267,232.67	-----	-37,267,232.67	-----	-----
Intrabudgetary Receipts Deducted by Agency						----- -179,813,214,251.62	-----	-179,813,214,251.62	-----	-----
Total, Offsetting Receipts						----- -179,850,481,484.29	-----	-179,850,481,484.29	-----	-----
Total, Other Defense Civil Programs						1,666,467,455,879.79	285,112,462,351.80	2,261,437.00	66,220,043,552.27	4,134,776.21
										1,885,358,001,340.11

Footnotes at End of Chapter

---

**Footnotes**

---

- 1 The amounts in this column, unless otherwise footnoted, represent appropriations, increases and rescissions in borrowing authority or new contract authority. Appropriation accounts with appropriation transfer activity are presented in Table 1 (Appropriations and Appropriation Transfers) at the end of this chapter.
- 2 The amounts in this column, unless otherwise footnoted, represent transfers - other than appropriation transfers, borrowings (gross), investments (net), unrealized discounts or funds held outside the Treasury.
- 3 The amounts in this column, unless otherwise footnoted, represent obligated balances canceled for fiscal year 2019 pursuant to 31 U.S.C. 1553 and adjustments to borrowing and contract authority.
- 4 Subject to disposition by the administrative agency.



## Appropriations, Outlays, and Balances - Continued

### Footnotes

Table 1 - Appropriations and Appropriation Transfers - Other Defense Civil Programs

AID	ATA	Period of Availability	MAIN	Net Appropriations and Appropriation Transfers	Appropriation Amount	Net Appropriation Transfers	AID Involved	ATA Involved	Period of Availability Involved	MAIN Involved	Amount From or To (-)
021		24	1805	84,880,000.00	99,880,000.00	-15,000,000.00	021		2426	1805	-15,000,000.00
021		2426	1805	15,000,000.00	0.00	15,000,000.00	021		24	1805	15,000,000.00
084		X	8522	-70,740,000.00	0.00	-70,740,000.00	084		2223	8522	-1,160,000.00
							084		2324	8522	-15,530,000.00
							084		2425	8522	-54,050,000.00
084		2223	8522	1,160,000.00	0.00	1,160,000.00	084		X	8522	1,160,000.00
084		2324	8522	15,530,000.00	0.00	15,530,000.00	084		X	8522	15,530,000.00
084		2425	8522	54,050,000.00	0.00	54,050,000.00	084		X	8522	54,050,000.00
<b>Total</b>				<b>99,880,000.00</b>	<b>99,880,000.00</b>	<b>-----</b>					<b>-----</b>

Appropriations, Outlays, and Balances - Continued

Appropriation or Fund Account  Title	Account Symbol				Balances, Beginning of Fiscal Year	Appropriations and Other Obligational Authority <sup>1</sup>	Transfers Borrowings and Investment (Net) <sup>2</sup>	Outlays (Net)	Balances Withdrawn and Other Transactions <sup>3</sup>	Balances, End of Fiscal Year	
	Period of Availability	ATA	AID	MAIN SUB							
<b>Environmental Protection Agency</b>											
<b>General Fund Accounts</b>											
State and Tribal Assistance Grants, Environmental Protection Agency Fund Resources:											
Undisbursed Funds	2022-2031		068	0103	000	1,611,733,289.68	-----	-----	69,768,979.06	-----	1,541,964,310.62
	2022-2028					246,330,301.45	-----	-----	73,810,856.47	-----	172,519,444.98
	2022-2027					2,998,884,927.48	-----	-----	6,280,497.75	-----	2,992,604,429.73
	2022-2026					4,760,162,090.55	-----	-----	24,678,953.29	-----	4,735,483,137.26
	2022-2024					26,970,000,000.00	-----	-----	14,551,946.12	-----	26,955,448,053.88
	No Year					29,471,547,939.51	15,584,326,000.00	-----	7,126,314,672.99	-----	37,929,559,266.52
	Subtotal		068	0103	000	66,058,658,548.67	15,584,326,000.00	-----	7,315,405,905.68	-----	74,327,578,642.99
Science and Technology, Environmental Protection Agency Fund Resources:											
Undisbursed Funds	2022-2031		068	0107	000	14,958,391.70	-----	-----	105,399.29	-----	14,852,992.41
	2024-2025					-----	758,103,000.00	-----	520,690,745.24	-----	237,412,254.76
	2023-2024					304,565,129.42	-----	-----	219,607,994.13	-----	84,957,135.29
	2022-2023					72,657,124.79	-----	-----	36,332,868.15	-----	36,324,256.64
	2021-2022					38,006,048.72	-----	-----	15,547,318.36	-----	22,458,730.36
	2020-2021					22,358,005.65	-----	-----	8,217,962.91	-----	14,140,042.74
	2019-2020					11,406,148.85	-----	-----	5,380,954.16	-----	6,025,194.69
	2018-2019					4,325,160.64	-----	-----	1,017,617.47	-----	<sup>4</sup> 3,307,543.17
	2017-2018					3,596,841.49	-----	-----	633,664.27	-----	<sup>4</sup> 2,963,177.22
	2016-2017					3,645,338.15	-----	-----	132,027.03	3,513,311.12	-----
	No Year					744,732.03	-----	400,000.00	455,093.26	-----	689,638.77
	Subtotal		068	0107	000	476,262,921.44	758,103,000.00	400,000.00	808,121,644.27	3,513,311.12	423,130,966.05
Environmental Programs and Management, Environmental Protection Agency Fund Resources:											
Undisbursed Funds	2022-2031		068	0108	000	373,814,646.11	-----	-----	30,409,844.23	-----	343,404,801.88
	2022-2026					3,179,414,803.33	-----	-----	70,966,516.02	-----	3,108,448,287.31
	2024-2025					-----	3,158,028,000.00	-10,000.00	2,035,065,599.37	-----	1,122,952,400.63
	2023-2024					1,273,704,580.83	-----	10,000.00	529,590,735.86	-----	744,123,844.97
	2022-2023					587,559,970.29	-----	-----	225,889,969.15	-----	361,670,001.14
	2021-2022					255,682,297.03	-----	-----	124,344,674.94	-----	131,337,622.09
	2020-2021					129,286,820.47	-----	-----	63,030,058.82	-----	66,256,761.65
	2019-2020					45,479,123.80	-----	-----	14,792,487.40	-----	30,686,636.40
	2018-2019					36,055,516.14	-----	-----	11,934,479.56	-----	<sup>4</sup> 24,121,036.58
	2017-2018					34,550,775.74	-----	-----	11,467,577.64	-----	<sup>4</sup> 23,083,198.10
	2016-2017					19,460,637.67	-----	-----	2,860,175.23	16,600,462.44	-----
	2008-2009					-5,392.08	-----	-----	-----	-----	<sup>5</sup> -5,392.08
	No Year					726,754,416.61	413,866,000.00	-----	90,755,660.94	-----	1,049,864,755.67

Footnotes at End of Chapter

## Appropriations, Outlays, and Balances - Continued

Appropriation or Fund Account  Title	Account Symbol				Balances, Beginning of Fiscal Year	Appropriations and Other Obligational Authority <sup>1</sup>	Transfers Borrowings and Investment (Net) <sup>2</sup>	Outlays (Net)	Balances Withdrawn and Other Transactions <sup>3</sup>	Balances, End of Fiscal Year	
	Period of Availability	ATA	AID	MAIN							SUB
Funds Held Outside the Treasury	2024-2025				-----	-----	10,000.00	-----	-----	10,000.00	
	2023-2024				10,000.00	-----	-10,000.00	-----	-----	-----	
	Subtotal		068	0108	000	6,661,768,195.94	3,571,894,000.00	-----	3,211,107,779.16	16,600,462.44	7,005,953,954.34
Energy Research and Development, Environmental Protection Agency Fund Resources:											
Undisbursed Funds	No Year		068	0109	000	5,259.72	-----	-----	-----	5,259.72	
Buildings and Facilities, Environmental Protection Agency Fund Resources:											
Undisbursed Funds	2020-2021		068	0110	000	6,010.00	-----	-----	-----	6,010.00	
	No Year					83,829,453.37	40,676,000.00	-----	26,084,673.26	-----	98,420,780.11
	Subtotal		068	0110	000	83,835,463.37	40,676,000.00	-----	26,084,673.26	-----	98,426,790.11
Office of Inspector General, Environmental Protection Agency Fund Resources:											
Undisbursed Funds	2022-2026		068	0112	000	122,666.29	-----	5,701.92	-----	116,964.37	
	2024-2025					-----	43,250,000.00	-----	36,790,257.12	-----	6,459,742.88
	2023-2024					4,279,605.35	-----	3,876,096.10	-----	403,509.25	
	2022-2023					325,702.56	-----	95,908.20	-----	229,794.36	
	2021-2022					352,164.20	-----	-102,947.00	-----	455,111.20	
	2020-2021					282,841.51	-----	-----	-----	282,841.51	
	2019-2020					730,043.44	-----	-861.03	-----	730,904.47	
	2018-2019					170,314.90	-----	-301.74	-----	<sup>4</sup> 170,616.64	
	2017-2018					253,844.66	-----	-6,926.00	-----	<sup>4</sup> 260,770.66	
	2016-2017					175,686.53	-----	-----	175,686.53	-----	
	No Year					92,253,581.77	50,830,000.00	-----	29,846,809.45	-----	113,236,772.32
	Subtotal		068	0112	000	98,946,451.21	94,080,000.00	-----	70,503,737.02	175,686.53	122,347,027.66
Abatement, Control and Compliance Loan Program, Environmental Protection Agency Fund Resources:											
Undisbursed Funds	2008		068	0118	000	-32,529.80	-----	-----	-----	<sup>5</sup> -32,529.80	
Payment to the Hazardous Substances Superfund, Environmental Protection Agency Fund Resources:											
Undisbursed Funds	No Year		068	0250	000	-----	282,699,213.00	-----	282,699,213.00	-----	
Water Infrastructure Finance and Innovation Program Account, Environmental Protection Agency Fund Resources:											
Undisbursed Funds	2024-2025		068	0254	000	-----	7,640,000.00	-----	7,118,145.74	-----	521,854.26
	2023-2024					1,044,263.51	-----	885,374.38	-----	158,889.13	
	2022-2023					4,397.72	-----	-0.11	-----	4,397.83	
	2021-2022					824.46	-----	114.14	-----	710.32	
	2020-2021					1,866.41	-----	-----	-----	1,866.41	
	2019-2020					62,451.56	-----	-----	-----	62,451.56	

Footnotes at End of Chapter

**Appropriations, Outlays, and Balances - Continued**

Appropriation or Fund Account  Title	Account Symbol				Balances, Beginning of Fiscal Year	Appropriations and Other Obligational Authority <sup>1</sup>	Transfers Borrowings and Investment (Net) <sup>2</sup>	Outlays (Net)	Balances Withdrawn and Other Transactions <sup>3</sup>	Balances, End of Fiscal Year
	Period of Availability	ATA	AID	MAIN						
	2018-2019				63,455.76	-----	-----	-----	-----	63,455.76
	2017-2018				225.02	-----	-----	-----	-----	225.02
	No Year				385,188,561.53	620,247,393.23	-----	590,307,484.88	-----	415,128,469.88
	Subtotal		068	0254	386,366,045.97	627,887,393.23	-----	598,311,119.03	-----	415,942,320.17
<b>Special Fund Accounts</b>										
Exxon Valdez Settlement Fund, Environmental Protection Agency Fund Resources:										
Undisbursed Funds	No Year		068	5297	1.23	-----	-----	-----	-----	1.23
Pesticide Registration Fund, Environmental Protection Agency Fund Resources:										
Undisbursed Funds	No Year		068	5374	18,234,808.90	18,788,909.65	-----	21,720,854.83	-----	15,302,863.72
<b>Public Enterprise Funds</b>										
Reregistration and Expedited Processing Revolving Fund, Environmental Protection Agency Fund Resources:										
Undisbursed Funds	No Year		068	4310	30,825,595.83	-----	-----	-3,887,132.16	-----	34,712,727.99
Hazardous Waste Electronic Manifest System Fund, Environmental Protection Agency Fund Resources:										
Undisbursed Funds	2017-2019		068	4330	1,420.63	-----	-----	-----	-----	1,420.63
	2016-2018				65,288.06	-----	-----	-----	-----	65,288.06
	2015-2017				144,349.86	-----	-----	-----	144,349.86	-----
	No Year				45,213,555.92	-----	-----	-9,705,976.72	-----	54,919,532.64
	Subtotal		068	4330	45,424,614.47	-----	-----	-9,705,976.72	144,349.86	54,986,241.33
Damage Assessment and Restoration Revolving Fund, Environmental Protection Agency Fund Resources:										
Undisbursed Funds	No Year		068	4365	2,544,204.25	921,000.00	323,914.53	962,834.06	-----	2,826,284.72
<b>Intragovernmental Funds</b>										
Working Capital Fund, Environmental Protection Agency Fund Resources:										
Undisbursed Funds	No Year		068	4565	116,763,706.06	-----	-----	-42,036,098.66	-----	158,799,804.72
<b>Trust Fund Accounts</b>										
Hazardous Substance Superfund - Treasury Managed, Environmental Protection Agency Fund Resources:										
Undisbursed Funds	2024-2025		068	8145	-----	25,857,970.02	-----	25,857,970.02	-----	-----
	2023-2024				-----	14,178,154.63	-----	14,178,154.63	-----	-----
	2022-2023				-----	3,833,789.20	-----	3,833,789.20	-----	-----
	2021-2022				-----	1,376,581.52	-----	1,376,581.52	-----	-----
	2020-2021				114,708.56	79,777.11	-----	79,777.11	-----	114,708.56
	2019-2020				-----	28,719.44	-----	28,719.44	-----	-----

Footnotes at End of Chapter

**Appropriations, Outlays, and Balances - Continued**

Appropriation or Fund Account  Title	Account Symbol				Balances, Beginning of Fiscal Year	Appropriations and Other Obligational Authority <sup>1</sup>	Transfers Borrowings and Investment (Net) <sup>2</sup>	Outlays (Net)	Balances Withdrawn and Other Transactions <sup>3</sup>	Balances, End of Fiscal Year
	Period of Availability	ATA	AID	MAIN SUB						
Transfer To:	No Year				-188,663,289.87	559,403,911.25	-468,065,577.05	-----	-----	<sup>5</sup> -97,324,955.67
Environmental Protection Agency	No Year	068	068	8145 000	131,248,886.45	1,953,000,300.00	-----	1,961,093,074.55	-----	123,156,111.90
Centers for Disease Control, Health and Human Services	No Year	075	068	8145 009	600,490.78	-----	-----	-----	-----	600,490.78
Unrealized Discount on Investments			068	8145 000	-348,259,459.61	-----	-59,388,795.78	-----	-----	-407,648,255.39
Investments in US Treasury Securities					11,006,246,571.60	-----	527,454,372.83	-----	-----	11,533,700,944.43
Subtotal			068	8145 000	10,601,287,907.91	2,557,759,203.17	0.00	2,006,448,066.47	-----	11,152,599,044.61
Leaking Underground Storage Tank Trust Fund - Treasury Managed, Environmental Protection Agency Fund Resources:										
Undisbursed Funds	No Year		068	8153 000	6,010,219.56	189,103,644.50	-193,061,928.51	-----	-----	2,051,935.55
Transfer To:										
Environmental Protection Agency	No Year	068	068	8153 000	14,593,203.68	98,090,000.00	-----	90,957,250.21	-----	21,725,953.47
Unrealized Discount on Investments					-52,015,739.30	-----	-7,598,771.92	-----	-----	-59,614,511.22
Investments in US Treasury Securities					1,432,076,982.22	-----	200,660,700.43	-----	-----	1,632,737,682.65
Subtotal			068	8153 000	1,400,664,666.16	287,193,644.50	0.00	90,957,250.21	-----	1,596,901,060.45
Inland Oil Spill Programs, Environmental Protection Agency Fund Resources:										
Undisbursed Funds	No Year		068	8221 000	20,555,949.95	20,711,000.00	-----	23,701,454.85	-----	17,565,495.10
<b>Deductions for Offsetting Receipts</b>										
Proprietary Receipts from the Public					-----	-388,748,572.57	-----	-406,683,850.91	-----	-----
Intrabudgetary Receipts Deducted by Agency					-----	-261,483,106.10	-----	-261,483,106.10	-----	-----
Offsetting Governmental Receipts					-----	-33,064,968.74	-----	-33,064,968.74	-----	-----
Total, Offsetting Receipts					-----	-683,296,647.41	-----	-701,231,925.75	-----	-----
Total, Environmental Protection Agency					86,002,111,811.28	23,161,742,716.14	723,914.53	13,699,163,398.55	20,433,809.95	95,427,045,955.11
<b>Memorandum</b>										
<b>Financing Accounts</b>										
<b>Public Enterprise Funds</b>										
Water Infrastructure Finance and Innovation Direct Loan Financing Account, Environmental Protection Agency Fund Resources:										
Undisbursed Funds	No Year		068	4372 000	17,441,184.13	-----	3,928,500,483.54	3,932,788,380.75	-----	13,153,286.92
Authority to Borrow from the Treasury					15,511,419,159.35	1,895,590,735.03	-4,495,118,138.88	-----	-----	12,911,891,755.50
Subtotal			068	4372 000	15,528,860,343.48	1,895,590,735.03	-566,617,655.34	3,932,788,380.75	-----	12,925,045,042.42
Total, Financing Accounts					15,528,860,343.48	1,895,590,735.03	-566,617,655.34	3,932,788,380.75	-----	12,925,045,042.42

Footnotes at End of Chapter

---

**Footnotes**

---

- 1 The amounts in this column, unless otherwise footnoted, represent appropriations, increases and rescissions in borrowing authority or new contract authority. Appropriation accounts with appropriation transfer activity are presented in Table 1 (Appropriations and Appropriation Transfers) at the end of this chapter.
- 2 The amounts in this column, unless otherwise footnoted, represent transfers - other than appropriation transfers, borrowings (gross), investments (net), unrealized discounts or funds held outside the Treasury.
- 3 The amounts in this column, unless otherwise footnoted, represent obligated balances canceled for fiscal year 2019 pursuant to 31 U.S.C. 1553 and adjustments to borrowing and contract authority.
- 4 Pursuant to Public Law # 106-377, 114 Stat. 1441A-44, the balance for this account has been extended beyond the normal period of availability to liquidate obligations.
- 5 Subject to disposition by the administrative agency.

## Appropriations, Outlays, and Balances - Continued

### Footnotes

**Table 1 - Appropriations and Appropriation Transfers - Environmental Protection Agency**

AID	ATA	Period of Availability	MAIN	Net Appropriations and Appropriation Transfers	Appropriation Amount	Net Appropriation Transfers	AID Involved	ATA Involved	Period of Availability Involved	MAIN Involved	Amount From or To (-)
068		X	0103	15,585,826,000.00	15,641,438,000.00	-55,612,000.00	068		X	0112	-48,896,000.00
							513		X	1200	-6,716,000.00
068		X	0108	413,866,000.00	411,630,896.00	2,235,104.00	068		X	0112	-1,934,000.00
							068		X	5664	4,169,104.00
068		X	0112	50,830,000.00	0.00	50,830,000.00	068		X	0103	48,896,000.00
							068		X	0108	1,934,000.00
068		X	4365	921,000.00	0.00	921,000.00	014		X	5198	921,000.00
068		X	5664	0.00	4,169,104.00	-4,169,104.00	068		X	0108	-4,169,104.00
068		X	8145	-1,998,355,291.92	0.00	-1,998,355,291.92	068		1920	8145	-28,719.44
							068		2021	8145	-79,777.11
							068		2122	8145	-1,376,581.52
							068		2223	8145	-3,833,789.20
							068		2324	8145	-14,178,154.63
							068		2425	8145	-25,857,970.02
							068	068	X	8145	-1,953,000,300.00
068		1920	8145	28,719.44	0.00	28,719.44	068		X	8145	28,719.44
068		2021	8145	79,777.11	0.00	79,777.11	068		X	8145	79,777.11
068		2122	8145	1,376,581.52	0.00	1,376,581.52	068		X	8145	1,376,581.52
068		2223	8145	3,833,789.20	0.00	3,833,789.20	068		X	8145	3,833,789.20
068		2324	8145	14,178,154.63	0.00	14,178,154.63	068		X	8145	14,178,154.63
068		2425	8145	25,857,970.02	0.00	25,857,970.02	068		X	8145	25,857,970.02
068		X	8153	-98,090,000.00	0.00	-98,090,000.00	068	068	X	8153	-98,090,000.00
068		X	8221	20,711,000.00	0.00	20,711,000.00	070		X	8185	20,711,000.00
068	068	X	8145	1,953,000,300.00	0.00	1,953,000,300.00	068		X	8145	1,953,000,300.00
068	068	X	8153	98,090,000.00	0.00	98,090,000.00	068		X	8153	98,090,000.00
<b>Total</b>				<b>16,072,154,000.00</b>	<b>16,057,238,000.00</b>	<b>14,916,000.00</b>					<b>14,916,000.00</b>

Appropriations, Outlays, and Balances - Continued

Appropriation or Fund Account  Title	Account Symbol					Balances, Beginning of Fiscal Year	Appropriations and Other Obligational Authority <sup>1</sup>	Transfers Borrowings and Investment (Net) <sup>2</sup>	Outlays (Net)	Balances Withdrawn and Other Transactions <sup>3</sup>	Balances, End of Fiscal Year
	Period of Availability	ATA	AID	MAIN	SUB						
<b>Executive Office of the President</b>											
<b>General Fund Accounts</b>											
Salaries and Expenses, Office of the National Cyber Director, Executive Office of the President Fund Resources:											
Undisbursed Funds	2024		011	1800	000	-----	21,707,000.00	-----	15,040,189.15	-----	6,666,810.85
	2023-2024					-----	-----	812,436.00	812,373.95	-----	62.05
	2023					9,847,974.27	-----	-812,436.00	4,482,129.80	-----	4,553,408.47
	2022					11,310,113.82	-----	-----	713,642.88	-----	10,596,470.94
	2021					9,785.47	-----	-----	-----	-----	9,785.47
	Subtotal		011	1800	000	21,167,873.56	21,707,000.00	-----	21,048,335.78	-----	21,826,537.78
<b>The White House</b>											
<b>General Fund Accounts</b>											
Compensation of the President, Executive Office of the President Fund Resources:											
Undisbursed Funds	2024		011	0001	000	-----	450,000.00	-----	429,613.72	-----	20,386.28
	2023					18,952.60	-----	-----	17,031.85	-----	1,920.75
	2022					7,660.03	-----	-----	-----	-----	7,660.03
	2021					5,542.41	-----	-----	-----	-----	5,542.41
	2020					23,109.14	-----	-----	-----	-----	23,109.14
	2019					25,910.80	-----	-----	-----	25,910.80	-----
	Subtotal		011	0001	000	81,174.98	450,000.00	-----	446,645.57	25,910.80	58,618.61
Salaries and Expenses, the White House, Executive Office of the President Fund Resources:											
Undisbursed Funds	2024		011	0110	000	-----	77,699,000.00	-----	70,527,510.96	-----	7,171,489.04
	2023-2024					-----	-----	1,736,621.00	1,730,351.48	-----	6,269.52
	2023					13,869,325.77	-----	-1,736,621.00	6,773,523.74	-----	5,359,181.03
	2022					1,500,216.29	-----	-----	219,411.06	-----	1,280,805.23
	2021-2022					663.00	-----	-----	-----	-----	663.00
	2021					911,967.46	-----	-----	19,621.08	-----	892,346.38
	2020					1,730,979.36	-----	-----	4,562.45	-----	1,726,416.91
	2019					830,588.62	-----	-----	4,873.82	825,714.80	-----
	Subtotal		011	0110	000	18,843,740.50	77,699,000.00	-----	79,279,854.59	825,714.80	16,437,171.11
Total, The White House						18,924,915.48	78,149,000.00	-----	79,726,500.16	851,625.60	16,495,789.72
<b>Executive Residence at the White House</b>											
<b>General Fund Accounts</b>											
White House Repair and Restoration, Executive Office of the President Fund Resources:											
Undisbursed Funds	No Year		011	0109	000	4,691,610.94	2,475,000.00	-----	851,824.40	-----	6,314,786.54

Footnotes at End of Chapter



## Appropriations, Outlays, and Balances - Continued

Appropriation or Fund Account  Title	Account Symbol				Balances, Beginning of Fiscal Year	Appropriations and Other Obligational Authority <sup>1</sup>	Transfers Borrowings and Investment (Net) <sup>2</sup>	Outlays (Net)	Balances Withdrawn and Other Transactions <sup>3</sup>	Balances, End of Fiscal Year
	Period of Availability	ATA	AID	MAIN						
Operating Expenses, Executive Residence at the White House, Executive Office of the President Fund Resources: Undisbursed Funds	2024		011	0210	000	----- 15,453,000.00	-----	13,979,423.01	-----	1,473,576.99
	2023					1,826,077.57	-----	864,399.44	-----	961,678.13
	2022					983,710.51	-----	4,485.94	-----	979,224.57
	2021					649,740.79	-----	-----	-----	649,740.79
	2020					310,819.69	-----	-----	-----	310,819.69
	2019					614,792.45	-----	-----	614,792.45	-----
	Subtotal		011	0210	000	4,385,141.01	-----	14,848,308.39	614,792.45	4,375,040.17
<b>Public Enterprise Funds</b>										
Reimbursable Expenses, Executive Residence at the White House, Executive Office of President Fund Resources: Undisbursed Funds	No Year		011	4263	000	25,000.00	-----	-----	-----	25,000.00
Total, Executive Residence at the White House						9,101,751.95	-----	15,700,132.79	614,792.45	10,714,826.71
<b>Special Assistance to the President and the Official Residence of the Vice President</b>										
<b>General Fund Accounts</b>										
Operating Expenses, Official Residence of the Vice President Fund Resources: Undisbursed Funds	2024		011	0211	000	----- 318,000.00	-----	204,860.78	-----	113,139.22
	2023					89,003.78	-----	51,143.81	-----	37,859.97
	2022					57,886.21	-----	-----	-----	57,886.21
	2021					46,653.45	-----	-----	-----	46,653.45
	2020					141,988.03	-----	-----	-----	141,988.03
	2019					95,293.11	-----	-----	95,293.11	-----
	Subtotal		011	0211	000	430,824.58	-----	256,004.59	95,293.11	397,526.88
Salaries and Expenses, Special Assistance to the President, Executive Office of the President Fund Resources: Undisbursed Funds	2024		011	1454	000	----- 6,470,000.00	-----	5,152,107.42	-----	1,317,892.58
	2023-2024					-----	-----	249,222.00	-----	146,720.68
	2023					2,676,316.01	-----	-249,222.00	-----	993,334.20
	2022					764,991.65	-----	103,645.33	-----	661,346.32
	2021					403,819.26	-----	7,219.12	-----	396,600.14
	2020					485,733.17	-----	-----	-----	485,733.17
	2019					195,574.70	-----	94,415.21	101,159.49	-----
	Subtotal		011	1454	000	4,526,434.79	-----	6,893,648.21	101,159.49	4,001,627.09
Total, Special Assistance to the President and the Official Residence of						4,957,259.37	-----	7,149,652.80	196,452.60	4,399,153.97

Footnotes at End of Chapter

Appropriations, Outlays, and Balances - Continued

Appropriation or Fund Account  Title	Account Symbol				Balances, Beginning of Fiscal Year	Appropriations and Other Obligational Authority <sup>1</sup>	Transfers Borrowings and Investment (Net) <sup>2</sup>	Outlays (Net)	Balances Withdrawn and Other Transactions <sup>3</sup>	Balances, End of Fiscal Year	
	Period of Availability	ATA	AID	MAIN							SUB
the Vice President											
<b>Council of Economic Advisers</b>											
<b>General Fund Accounts</b>											
Salaries and Expenses, Council of Economic Advisers, Executive Office of the President											
Fund Resources:											
Undisbursed Funds	2024		011	1900	000	-----	4,368,600.00	-----	3,194,087.16	-----	1,174,512.84
	2023-2024					-----	-----	447,868.00	428,041.68	-----	19,826.32
	2023					1,414,215.56	-----	-447,868.00	374,593.03	-----	591,754.53
	2022					361,452.01	-----	-----	4,836.83	-----	356,615.18
	2021					505,299.54	-----	-----	11,638.47	-----	493,661.07
	2020					172,847.44	-----	-----	-----	-----	172,847.44
	2019					242,331.92	-----	-----	-93,307.40	335,639.32	-----
	Subtotal		011	1900	000	2,696,146.47	4,368,600.00	-----	3,919,889.77	335,639.32	2,809,217.38
Total, Council of Economic Advisers						2,696,146.47	4,368,600.00	-----	3,919,889.77	335,639.32	2,809,217.38
<b>Council on Environmental Quality and Office of Environmental Quality</b>											
<b>General Fund Accounts</b>											
Council on Environmental Quality and Office of Environmental Quality, Executive											
Fund Resources:											
Undisbursed Funds	2022-2026		011	1453	000	58,291,463.94	-----	-----	7,013,402.39	-----	51,278,061.55
	2024					-----	4,629,000.00	-----	4,325,247.12	-----	303,752.88
	2023					648,881.01	-----	-----	557,235.04	-----	91,645.97
	2022					372,325.62	-----	-----	119,481.25	-----	252,844.37
	2021					192,103.57	-----	-----	5.62	-----	192,097.95
	2020					183,505.06	-----	-----	-----	-----	183,505.06
	2019					102,329.14	-----	-----	-----	102,329.14	-----
	Subtotal		011	1453	000	59,790,608.34	4,629,000.00	-----	12,015,371.42	102,329.14	52,301,907.78
<b>Management Funds</b>											
Office of Environmental Quality Management Fund, Council on Environmental Quality and Office of Environmental Quality, Executive Office of the President											
Fund Resources:											
Undisbursed Funds	No Year		011	3963	000	147,778.69	-----	-----	-322,578.75	-----	470,357.44
Total, Council on Environmental Quality and Office of Environmental Quality						59,938,387.03	4,629,000.00	-----	11,692,792.67	102,329.14	52,772,265.22
<b>National Security Council and Homeland Security Council</b>											
<b>General Fund Accounts</b>											

Footnotes at End of Chapter

## Appropriations, Outlays, and Balances - Continued

Appropriation or Fund Account  Title	Account Symbol				Balances, Beginning of Fiscal Year	Appropriations and Other Obligational Authority <sup>1</sup>	Transfers Borrowings and Investment (Net) <sup>2</sup>	Outlays (Net)	Balances Withdrawn and Other Transactions <sup>3</sup>	Balances, End of Fiscal Year	
	Period of Availability	ATA	AID	MAIN							SUB
Salaries and Expenses, National Security Council, Executive Office of the President Fund Resources:											
Undisbursed Funds	2024		011	2000	000	-----	19,000,000.00	-----	16,444,202.90	-----	2,555,797.10
	2023-2024				-----	-----	388,553.00	3,247.48	-----	385,305.52	
	2023				4,085,529.14	-----	-388,553.00	1,328,840.74	-----	2,368,135.40	
	2022				-83,802.16	-----	-----	-98,815.17	-----	15,013.01	
	2021-2022				77,916.00	-----	-----	-----	-----	77,916.00	
	2021				155,459.52	-----	-----	-158,792.11	-----	314,251.63	
	2020				1,569,146.05	-----	-----	-1,272.00	-----	1,570,418.05	
	2019				848,743.72	-----	-----	-1,332.22	850,075.94	-----	
	No Year				1,011,878.73	-----	-----	924,709.63	-----	87,169.10	
	Subtotal		011	2000	000	7,664,871.00	19,000,000.00	-----	18,440,789.25	850,075.94	7,374,005.81
Total, National Security Council and Homeland Security Council					7,664,871.00	19,000,000.00	-----	18,440,789.25	850,075.94	7,374,005.81	
<b>Office of Administration</b>											
<b>General Fund Accounts</b>											
Salaries and Expenses, Office of Administration, Executive Office of the President Fund Resources:											
Undisbursed Funds	2024		011	0038	000	-----	109,058,000.00	-----	90,368,853.11	-----	18,689,146.89
	2023-2024				-----	-----	367,825.00	366,826.92	-----	998.08	
	2023				26,289,223.94	-----	-1,018,825.00	18,276,701.68	-----	6,993,697.26	
	2022				11,298,601.01	-----	-2,187,330.00	-72,032.20	-----	9,183,303.21	
	2021				2,376,882.22	-----	-700,000.00	-263,808.72	-----	1,940,690.94	
	2020				1,644,733.56	-----	-1,345,644.00	-3,756.90	-----	302,846.46	
	2019				1,901,960.49	-----	-----	15,781.69	1,886,178.80	-----	
	No Year				28,064,634.82	6,485,400.00	4,883,974.00	15,502,104.34	-----	23,931,904.48	
	Subtotal		011	0038	000	71,576,036.04	115,543,400.00	-----	124,190,669.92	1,886,178.80	61,042,587.32
Presidential Transition Administrative Support, Executive Office of the President Fund Resources:											
Undisbursed Funds	2021		011	0108	000	94,849.25	-----	-----	1,189.50	-----	93,659.75
Intellectual Property Enforcement Coordinator, Executive Office of the President Fund Resources:											
Undisbursed Funds	2024		011	1751	000	-----	1,883,000.00	-----	552,647.37	-----	1,330,352.63
	2023				1,350,604.74	-----	-----	10,171.69	-----	1,340,433.05	
	2022				1,194,746.18	-----	-----	-33.76	-----	1,194,779.94	
	2021				994,279.59	-----	-----	-----	-----	994,279.59	
	2020				324,136.89	-----	-----	-----	-----	324,136.89	

Footnotes at End of Chapter

Appropriations, Outlays, and Balances - Continued

Appropriation or Fund Account  Title	Account Symbol				Balances, Beginning of Fiscal Year	Appropriations and Other Obligational Authority <sup>1</sup>	Transfers Borrowings and Investment (Net) <sup>2</sup>	Outlays (Net)	Balances Withdrawn and Other Transactions <sup>3</sup>	Balances, End of Fiscal Year	
	Period of Availability	ATA	AID	MAIN SUB							
Total, Office of Administration	Subtotal		011	1751	000	3,863,767.40	1,883,000.00	-----	562,785.30	-----	5,183,982.10
						75,534,652.69	117,426,400.00	-----	124,754,644.72	1,886,178.80	66,320,229.17
<b>Office of Management and Budget</b>											
<b>General Fund Accounts</b>											
Salaries and Expenses, Office of Management and Budget, Executive Office of the President Fund Resources:											
Undisbursed Funds	2022-2026		011	0300	000	24,185,508.33	-----	-----	4,657,673.13	-----	19,527,835.20
	2024					-----	129,000,000.00	-----	116,094,130.24	-----	12,905,869.76
	2023					19,039,719.87	-----	-----	17,033,265.30	-----	2,006,454.57
	2022					2,002,676.47	-----	-----	206,637.16	-----	1,796,039.31
	2021					281,685.41	-----	-----	31,212.24	-----	250,473.17
	2020					310,524.09	-----	-----	156.80	-----	310,367.29
	2019					547,847.31	-----	-----	-659.07	548,506.38	-----
	Subtotal		011	0300	000	46,367,961.48	129,000,000.00	-----	138,022,415.80	548,506.38	36,797,039.30
Total, Office of Management and Budget						46,367,961.48	129,000,000.00	-----	138,022,415.80	548,506.38	36,797,039.30
<b>Office of National Drug Control Policy</b>											
<b>General Fund Accounts</b>											
Salaries and Expenses, Office of National Drug Control Policy, Executive Office of the President Fund Resources:											
Undisbursed Funds	2024		011	1457	000	-----	34,830,000.00	-----	16,481,905.86	-----	18,348,094.14
	2023-2024					-----	-----	76,421.00	-----	-----	76,421.00
	2023					15,092,192.69	-----	-76,421.00	8,356,133.80	-----	6,659,637.89
	2022					2,352,242.60	-----	-----	1,642,142.50	-----	710,100.10
	2021					385,448.85	-----	-----	-----	-----	385,448.85
	2020					605,116.25	-----	-----	-----	-----	605,116.25
	2019-2020					16,800.43	-----	-----	-----	-----	16,800.43
	2019					932,449.52	-----	-----	62,327.65	870,121.87	-----
	No Year					74,034.92	-----	-----	-----	-----	74,034.92
	Subtotal		011	1457	000	19,458,285.26	34,830,000.00	-----	26,542,509.81	870,121.87	26,875,653.58
<b>Trust Fund Accounts</b>											
Gifts and Donations, the White House Conference on Drug Abuse and Control, Executive Office of the President Fund Resources:											
Undisbursed Funds	No Year		011	8240	000	22,959.62	-----	-----	10,330.82	-----	12,628.80
Total, Office of National Drug Control Policy						19,481,244.88	34,830,000.00	-----	26,552,840.63	870,121.87	26,888,282.38
<b>Office of Science and Technology Policy</b>											

Footnotes at End of Chapter

## Appropriations, Outlays, and Balances - Continued

Appropriation or Fund Account  Title	Account Symbol				Balances, Beginning of Fiscal Year	Appropriations and Other Obligational Authority <sup>1</sup>	Transfers Borrowings and Investment (Net) <sup>2</sup>	Outlays (Net)	Balances Withdrawn and Other Transactions <sup>3</sup>	Balances, End of Fiscal Year	
	Period of Availability	ATA	AID	MAIN							SUB
<b>General Fund Accounts</b>											
Office of Science and Technology Policy, Executive Office of the President											
Fund Resources:											
Undisbursed Funds	2024		011	2600	000	-----	7,965,000.00	-----	6,925,659.95	-----	1,039,340.05
	2023					1,548,811.72	-----	-----	1,019,252.60	-----	529,559.12
	2022					724,361.49	-----	-----	8,966.74	-----	715,394.75
	2021					630,650.43	-----	-----	3,910.00	-----	626,740.43
	2020					524,206.16	-----	-----	-----	-----	524,206.16
	2019					470,865.53	-----	-----	-----	470,865.53	-----
	No Year					310,993.54	-----	-----	55,676.74	-----	255,316.80
	Subtotal		011	2600	000	4,209,888.87	7,965,000.00	-----	8,013,466.03	470,865.53	3,690,557.31
Total, Office of Science and Technology Policy						4,209,888.87	7,965,000.00	-----	8,013,466.03	470,865.53	3,690,557.31
<b>Office of the United States Trade Representative</b>											
<b>General Fund Accounts</b>											
Salaries and Expenses, Office of the United States Trade Representative, Executive Office of the President											
Fund Resources:											
Undisbursed Funds	2024-2026		011	0400	000	-----	15,209,898.00	-----	-----	-----	15,209,898.00
	2024					-----	58,000,000.00	-----	55,345,417.49	-----	2,654,582.51
	2023-2024					25,773,346.84	-15,209,898.00	-----	9,232,665.32	-----	1,330,783.52
	2023					4,795,055.29	-----	-----	2,867,047.24	-----	1,928,008.05
	2020-2023					6,140,570.45	-----	-----	1,979,335.37	-----	4,161,235.08
	2022					1,403,528.36	-----	-----	403,356.74	-----	1,000,171.62
	2021					2,775,794.74	-----	-----	265,848.42	-----	2,509,946.32
	2020					1,108,190.47	-----	-----	-115.00	-----	1,108,305.47
	2019					1,248,438.36	-----	-----	-535,550.01	1,783,988.37	-----
	No Year					1,272,626.30	1,000,000.00	-----	881,481.10	-----	1,391,145.20
	Subtotal		011	0400	000	44,517,550.81	59,000,000.00	-----	70,439,486.67	1,783,988.37	31,294,075.77
General Fund Payment to the Trade Enforcement Trust Fund, Office of the U.S. Trade Representative, Executive Office of the President											
Fund Resources:											
Undisbursed Funds	2024		011	1750	000	-----	15,000,000.00	-----	15,000,000.00	-----	-----
	2021					1,026,173.37	-----	-----	-----	-----	1,026,173.37
	Subtotal		011	1750	000	1,026,173.37	15,000,000.00	-----	15,000,000.00	-----	1,026,173.37
<b>Trust Fund Accounts</b>											
Trade Enforcement Trust Fund, Office of the U.S. Trade Representative, Executive Office of the President											
Fund Resources:											
Undisbursed Funds	2024		011	8581	000	-----	14,247,793.69	-----	14,029,097.93	-----	218,695.76
	2023-2024					-----	3,305,657.02	-----	3,148,745.54	-----	156,911.48

Footnotes at End of Chapter

Appropriations, Outlays, and Balances - Continued

Appropriation or Fund Account  Title	Account Symbol				Balances, Beginning of Fiscal Year	Appropriations and Other Obligational Authority <sup>1</sup>	Transfers Borrowings and Investment (Net) <sup>2</sup>	Outlays (Net)	Balances Withdrawn and Other Transactions <sup>3</sup>	Balances, End of Fiscal Year	
	Period of Availability	ATA	AID	MAIN							SUB
	2023				699,790.33	1,666,094.31	-----	1,875,370.71	-----	490,513.93	
	2020-2023				5,841,105.93	-----	-----	2,666,047.67	-----	3,175,058.26	
	2022				2,337,384.65	-----	-----	343,150.51	-----	1,994,234.14	
	2021				1,630,576.50	-----	-----	-----	-----	1,630,576.50	
	2020				390,266.87	-----	-----	93,070.00	-----	297,196.87	
	2019				1,404,306.00	-1,404,306.00	-----	-----	-----	-----	
	No Year				47,342,987.60	-2,815,239.02	-----	-----	-----	44,527,748.58	
	Subtotal		011	8581	000	59,646,417.88	15,000,000.00	-----	22,155,482.36	52,490,935.52	
Total, Office of the United States Trade Representative						105,190,142.06	89,000,000.00	-----	107,594,969.03	1,783,988.37	84,811,184.66
<b>Unanticipated Needs</b>											
<b>General Fund Accounts</b>											
Data-Driven Innovation, Funds Appropriated to the President, Executive Office of the President Fund Resources:											
Undisbursed Funds	No Year		011	0030	000	728,278.22	-----	-----	395,618.64	-----	332,659.58
Information Technology Oversight and Reform, Funds Appropriated to the President, Executive Office of the President Fund Resources:											
Undisbursed Funds	2022-2031		011	0036	000	-----	-----	-----	-10,518,305.00	-----	10,518,305.00
	2024-2028					-----	-----	-----	-3,927,702.99	-----	3,927,702.99
	2024					-----	-----	-----	-97,770.25	-----	97,770.25
	2023-2024					-----	-----	-----	-719,952.47	-----	719,952.47
	2021-2024					112,458,002.81	-10,000,000.00	-----	60,462,675.18	-----	41,995,327.63
	2023					-1,300,619.56	-----	-----	-1,300,619.56	-----	-----
	2022					-50,931.75	-----	-----	102,258.01	-----	<sup>4</sup> -153,189.76
	2021					238.76	-----	-----	-----	-----	238.76
	No Year					20,323,848.64	8,000,000.00	-----	12,132,301.89	-----	16,191,546.75
	Subtotal		011	0036	000	131,430,538.90	-2,000,000.00	-----	56,132,884.81	-----	73,297,654.09
Unanticipated Needs, Funds Appropriated to the President Fund Resources:											
Undisbursed Funds	2024-2025		011	0037	000	-----	990,000.00	-----	-----	-----	990,000.00
	2023-2024					1,000,000.00	-----	-----	213,132.27	-----	786,867.73
	2022-2023					900,000.00	-----	-----	-----	-----	900,000.00
	2021-2022					800,771.06	-----	-----	-----	-----	800,771.06
	2020-2021					188,386.87	-----	-----	-----	-----	188,386.87
	2019-2020					1,000,000.00	-----	-----	-----	-----	1,000,000.00
	2018-2019					471,500.36	-----	-----	-----	471,500.36	-----
	Subtotal		011	0037	000	4,360,658.29	990,000.00	-----	213,132.27	471,500.36	4,666,025.66
<b>Special Fund Accounts</b>											

Footnotes at End of Chapter

**Appropriations, Outlays, and Balances - Continued**

Appropriation or Fund Account  Title	Account Symbol				Balances, Beginning of Fiscal Year	Appropriations and Other Obligational Authority <sup>1</sup>	Transfers Borrowings and Investment (Net) <sup>2</sup>	Outlays (Net)	Balances Withdrawn and Other Transactions <sup>3</sup>	Balances, End of Fiscal Year	
	Period of Availability	ATA	AID	MAIN							SUB
Spectrum Relocation Fund, Executive Office of the President Fund Resources:											
Undisbursed Funds	No Year		011	5512	000	27,488,377,322.31	-523,729,187.00	46,855,958.28	-----	-----	27,011,504,093.59
Total, Unanticipated Needs						27,624,896,797.72	-524,739,187.00	46,855,958.28	56,741,635.72	471,500.36	27,089,800,432.92
<b>National Space Council General Fund Accounts</b>											
National Space Council Fund Resources:											
Undisbursed Funds	2024		011	0048	000	-----	1,965,000.00	-----	1,218,896.24	-----	746,103.76
	2023					899,518.01	-----	-----	545,372.33	-----	354,145.68
	2022					357,318.49	-----	-----	130,807.26	-----	226,511.23
	2021					47,433.24	-----	-----	-----	-----	47,433.24
	2020					798,319.73	-----	-----	4,362.21	-----	793,957.52
	2019					709,009.67	-----	-----	439.14	708,570.53	-----
Subtotal			011	0048	000	2,811,599.14	1,965,000.00	-----	1,899,877.18	708,570.53	2,168,151.43
Total, National Space Council						2,811,599.14	1,965,000.00	-----	1,899,877.18	708,570.53	2,168,151.43
<b>Office of Pandemic Preparedness and Response General Fund Accounts</b>											
Salaries and Expenses, Office of Pandemic Preparedness and Response, Executive Office of the President Fund Resources:											
Undisbursed Funds	2024		011	1802	000	-----	-----	-----	-96,343.39	-----	96,343.39
	2023					69,409.15	-----	-----	1,941.12	-----	67,468.03
Subtotal			011	1802	000	69,409.15	-----	-----	-94,402.27	-----	163,811.42
Total, Office of Pandemic Preparedness and Response						69,409.15	-----	-----	-94,402.27	-----	163,811.42
<b>Deductions for Offsetting Receipts</b>											
Proprietary Receipts from the Public						-----	-476,113.95	-----	-476,113.95	-----	-----
Intrabudgetary Receipts Deducted by Agency						-----	-14,128,741.73	-----	-14,128,741.73	-----	-----
Total, Offsetting Receipts						-----	-14,604,855.68	-----	-14,604,855.68	-----	-----
Total, Executive Office of the President						28,003,012,900.85	-6,588,042.68	46,855,958.28	606,558,684.38	9,690,646.89	27,427,031,485.18

Footnotes at End of Chapter

---

**Footnotes**

---

- 1 The amounts in this column, unless otherwise footnoted, represent appropriations, increases and rescissions in borrowing authority or new contract authority. Appropriation accounts with appropriation transfer activity are presented in Table 1 (Appropriations and Appropriation Transfers) at the end of this chapter.
- 2 The amounts in this column, unless otherwise footnoted, represent transfers - other than appropriation transfers, borrowings (gross), investments (net), unrealized discounts or funds held outside the Treasury.
- 3 The amounts in this column, unless otherwise footnoted, represent obligated balances canceled for fiscal year 2019 pursuant to 31 U.S.C. 1553 and adjustments to borrowing and contract authority.
- 4 Subject to disposition by the administrative agency.



## Appropriations, Outlays, and Balances - Continued

### Footnotes

Table 1 - Appropriations and Appropriation Transfers - Executive Office of the President

AID	ATA	Period of Availability	MAIN	Net Appropriations and Appropriation Transfers	Appropriation Amount	Net Appropriation Transfers	AID Involved	ATA Involved	Period of Availability Involved	MAIN Involved	Amount From or To (-)
011		X	0038	6,485,400.00	0.00	6,485,400.00	011		24	0038	5,250,000.00
							011		24	0110	750,000.00
							011		24	1900	485,400.00
011		24	0038	109,058,000.00	114,308,000.00	-5,250,000.00	011		X	0038	-5,250,000.00
011		24	0110	77,699,000.00	78,904,000.00	-1,205,000.00	011		X	0038	-750,000.00
							011		24	1454	-455,000.00
011		24	1454	6,470,000.00	6,015,000.00	455,000.00	011		24	0110	455,000.00
011		24	1900	4,368,600.00	4,854,000.00	-485,400.00	011		X	0038	-485,400.00
011		X	5512	-523,729,187.00	0.00	-523,729,187.00	015		X	0200	-30,567,964.00
							015		X	0324	-8,033,321.00
							015		X	1100	-35,986,882.00
							017		X	1106	-10,216,803.00
							017		X	1109	-3,728,750.00
							017		X	1319	-221,793,099.00
							017		X	1506	-48,925,362.00
							017		X	1804	-12,201,197.00
							017		X	1810	-22,344,619.00
							021		X	2020	-7,736,904.00
							021		X	2031	-1,890,000.00
							021		X	2040	-21,670,000.00
							057		X	3400	-1,780,000.00
							057		X	3600	-41,557,352.00
							097		X	0100	-2,920,752.00
							097		X	0400	-52,376,182.00
011		X	8581	-17,815,239.02	0.00	-17,815,239.02	011		19	8581	1,404,306.00
							011		23	8581	-1,666,094.31
							011		2324	8581	-3,305,657.02
							011		24	8581	-14,247,793.69
011		19	8581	-1,404,306.00	0.00	-1,404,306.00	011		X	8581	-1,404,306.00
011		23	8581	1,666,094.31	0.00	1,666,094.31	011		X	8581	1,666,094.31
011		2324	8581	3,305,657.02	0.00	3,305,657.02	011		X	8581	3,305,657.02
011		24	8581	14,247,793.69	0.00	14,247,793.69	011		X	8581	14,247,793.69

**Footnotes**

Table 1 - Appropriations and Appropriation Transfers - Executive Office of the President

AID	ATA	Period of Availability	MAIN	Net Appropriations and Appropriation Transfers	Appropriation Amount	Net Appropriation Transfers	AID Involved	ATA Involved	Period of Availability Involved	MAIN Involved	Amount From or To (-)
Total				-319,648,187.00	204,081,000.00	-523,729,187.00					-523,729,187.00

**This Page Left Blank Intentionally**

---

**Appropriations, Outlays, and Balances - Continued**

Appropriation or Fund Account  Title	Account Symbol				Balances, Beginning of Fiscal Year	Appropriations and Other Obligational Authority <sup>1</sup>	Transfers Borrowings and Investment (Net) <sup>2</sup>	Outlays (Net)	Balances Withdrawn and Other Transactions <sup>3</sup>	Balances, End of Fiscal Year
	Period of Availability	ATA	AID	MAIN						
<b>General Services Administration</b>										
<b>Real Property Activities</b>										
<b>General Fund Accounts</b>										
Real Property Relocation, General Services Administration Fund Resources:										
Undisbursed Funds	No Year		047	0535	000	11,380,887.14	-----	-----	-----	11,380,887.14
<b>Special Fund Accounts</b>										
Expenses, Disposal of Surplus Real and Related Personal Property, General Services Administration Fund Resources:										
Undisbursed Funds	2024		047	5254	000	-----	860,000.00	-----	229,556.41	630,443.59
	2023					442,111.35	-----	127,769.10	-----	314,342.25
	2022					1,108,482.17	-----	-----	-----	1,108,482.17
	2021					709,923.23	-----	-----	-----	709,923.23
	2020					1,488,606.27	-----	-----	-----	1,488,606.27
	2019					1,105,847.66	-----	-----	1,105,847.66	-----
Subtotal			047	5254	000	4,854,970.68	860,000.00	-----	357,325.51	1,105,847.66
Asset Proceeds and Space Management Fund, General Services Administration Fund Resources:										
Undisbursed Funds	No Year		047	5594	000	45,050,392.62	-----	-----	10,812,080.34	34,238,312.28
<b>Intragovernmental Funds</b>										
Federal Buildings Fund, General Services Administration Fund Resources:										
Undisbursed Funds	2022-2031		047	4542	001	248,502,228.44	-----	-----	6,416,344.54	242,085,883.90
	2022-2026					3,124,493,267.04	-----	-----	83,905,768.00	3,040,587,499.04
	No Year					18,724,118,353.74	-----	-----	-734,431,068.31	19,458,506,577.53
Funds Held Outside the Treasury						14,447.38	-----	-----	-----	14,447.38
Authority to Borrow from the Treasury						26,937,162.78	-----	-----	-----	26,937,162.78
Subtotal			047	4542	001	22,124,065,459.38	-----	-----	-644,108,955.77	42,844.52
<b>Trust Fund Accounts</b>										
Unconditional Gifts of Real, Personal, or Other Property, General Services Administration Fund Resources:										
Undisbursed Funds	No Year		047	8198	000	282,147.49	-----	-----	-----	282,147.49
Total, Real Property Activities						22,185,633,857.31	860,000.00	-----	-632,939,549.92	1,148,692.18
<b>Supply and Technology Activities</b>										
<b>General Fund Accounts</b>										

Footnotes at End of Chapter

## Appropriations, Outlays, and Balances - Continued

Appropriation or Fund Account  Title	Account Symbol				Balances, Beginning of Fiscal Year	Appropriations and Other Obligational Authority <sup>1</sup>	Transfers Borrowings and Investment (Net) <sup>2</sup>	Outlays (Net)	Balances Withdrawn and Other Transactions <sup>3</sup>	Balances, End of Fiscal Year
	Period of Availability	ATA	AID	MAIN						
Technology Modernization Fund, General Services Administration Fund Resources:										
Undisbursed Funds	2021-2025		047	0616	000	579,850,795.55	-100,000,000.00	-295,991,289.46	16,457,424.86	----- 167,402,081.23
No Year						212,550,941.05	-----	62,989.00	-54,660,332.79	----- 267,274,262.84
Subtotal			047	0616	000	792,401,736.60	-100,000,000.00	-295,928,300.46	-38,202,907.93	----- 434,676,344.07
<b>Special Fund Accounts</b>										
Expenses of Transportation Audit Contracts and Contract Administration, General Services Administration Fund Resources:										
Undisbursed Funds	2024		047	5250	000	-----	16,576,997.00	-----	13,331,429.07	----- 3,245,567.93
2023						8,385,619.39	-----	-----	956,728.99	----- 7,428,890.40
2022						2,125,414.30	-----	-----	627,081.04	----- 1,498,333.26
2021						250,001.09	-----	-----	-137,864.39	----- 387,865.48
2020						263,155.99	-----	-----	-85,708.47	----- 348,864.46
2019						340,313.53	-----	-----	-13,392.19	353,705.72 -----
Subtotal			047	5250	000	11,364,504.30	16,576,997.00	-----	14,678,274.05	353,705.72 12,909,521.53
<b>Intragovernmental Funds</b>										
Acquisition Services Fund, General Services Administration Fund Resources:										
Undisbursed Funds	2021-2025		047	4534	001	66,996,648.76	-----	-----	28,742,138.13	----- 38,254,510.63
No Year						2,150,881,296.70	-----	54,153,909.00	120,988,490.45	----- 2,084,046,715.25
Subtotal			047	4534	001	2,217,877,945.46	-----	54,153,909.00	149,730,628.58	----- 2,122,301,225.88
Total, Supply and Technology Activities						3,021,644,186.36	-83,423,003.00	-241,774,391.46	126,205,994.70	353,705.72 2,569,887,091.48
<b>General Activities</b>										
<b>General Fund Accounts</b>										
Allowances and Office Staff for Former Presidents, General Services Administration Fund Resources:										
Undisbursed Funds	2024		047	0105	000	-----	5,200,000.00	-----	4,546,180.42	----- 653,819.58
2023						954,217.43	-----	-----	70,471.60	----- 883,745.83
2022						401,866.89	-----	-----	5,796.21	----- 396,070.68
2021						418,489.35	-----	-----	-----	418,489.35
2020						194,925.42	-----	-----	-----	194,925.42
2019						796,018.53	-----	-----	-----	796,018.53 -----
Subtotal			047	0105	000	2,765,517.62	5,200,000.00	-----	4,622,448.23	796,018.53 2,547,050.86
Expenses, Presidential Transition, General Services Administration Fund Resources:										
Undisbursed Funds	2021		047	0107	000	393,915.90	-----	-----	-----	----- 393,915.90

Footnotes at End of Chapter

Appropriations, Outlays, and Balances - Continued

Appropriation or Fund Account  Title	Account Symbol				Balances, Beginning of Fiscal Year	Appropriations and Other Obligational Authority <sup>1</sup>	Transfers Borrowings and Investment (Net) <sup>2</sup>	Outlays (Net)	Balances Withdrawn and Other Transactions <sup>3</sup>	Balances, End of Fiscal Year
	Period of Availability	ATA	AID	MAIN						
Office of Inspector General, General Services Administration Fund Resources:										
Undisbursed Funds	2024		047	0108	000	73,837,000.00	-13,385.85	65,188,348.52		8,635,265.63
	2023					12,127,414.09	13,294.15	4,507,348.45		7,633,359.79
	2022					2,271,771.14		592,080.05		1,679,691.09
	2021					1,089,366.01		19,761.77		1,069,604.24
	2020					548,139.08		27,541.42		520,597.66
	2019					947,399.75		2,391.73	945,008.02	
	No Year					3,595,974.21		147,708.92		3,448,265.29
Funds Held Outside the Treasury	2024						13,385.85			13,385.85
	2023					13,294.15	-13,294.15			
	Subtotal		047	0108	000	20,593,358.43	73,837,000.00	70,485,180.86	945,008.02	23,000,169.55
Operating Expenses, General Services Administration Fund Resources:										
Undisbursed Funds	2024		047	0110	000		53,933,000.00		42,945,596.60	10,987,403.40
	2023					9,559,000.00		6,050,469.07		3,508,530.93
	2022					4,354,607.81		1,088,147.91		3,266,459.90
	2021					2,801,145.50		-164,865.00		2,966,010.50
	2020					2,176,920.36		-101,607.79		2,278,528.15
	2019					1,980,575.44		3,834.65	1,976,740.79	
	No Year					3,771,821.15				3,771,821.15
	Subtotal		047	0110	000	24,644,070.26	53,933,000.00	49,821,575.44	1,976,740.79	26,778,754.03
Expenses, Government-Wide Policy, General Services Administration Fund Resources:										
Undisbursed Funds	2024-2025		047	0401	000		4,000,000.00	-31,898,541.87		35,898,541.87
	2024						66,474,000.00	43,462,432.71		23,011,567.29
	2023-2024					28,285,898.41		16,882,537.63		11,403,360.78
	2023					20,819,021.83		17,939,015.32		2,880,006.51
	2022-2023					13,299,175.04		9,461,778.40		3,837,396.64
	2022					4,142,930.71		2,370,084.44		1,772,846.27
	2021-2022					3,465,537.78		1,008,818.95		2,456,718.83
	2021					808,680.43		230,699.76		577,980.67
	2020-2021					1,667,959.28		630,743.81		1,037,215.47
	2020					839,290.49		29,924.08		809,366.41
	2019-2020					2,289,016.92		222,871.50		2,066,145.42
	2019					1,504,521.83		180,410.61	1,324,111.22	
	2018-2019					2,374,648.88		2,374,648.88		
	Subtotal		047	0401	000	79,496,681.60	70,474,000.00	62,895,424.22	1,324,111.22	85,751,146.16

Footnotes at End of Chapter

## Appropriations, Outlays, and Balances - Continued

Appropriation or Fund Account  Title	Account Symbol				Balances, Beginning of Fiscal Year	Appropriations and Other Obligational Authority <sup>1</sup>	Transfers Borrowings and Investment (Net) <sup>2</sup>	Outlays (Net)	Balances Withdrawn and Other Transactions <sup>3</sup>	Balances, End of Fiscal Year	
	Period of Availability	ATA	AID	MAIN							SUB
Pre-Election Presidential Transition, General Services Administration Fund Resources:											
Undisbursed Funds	2024-2025		047	0603	000	-----	10,413,000.00	-----	409,192.67	-----	10,003,807.33
	2020-2021					3,450,149.54	-----	-----	-100,426.27	-----	3,550,575.81
	Subtotal		047	0603	000	3,450,149.54	10,413,000.00	-----	308,766.40	-----	13,554,383.14
Civilian Board of Contract Appeals, General Services Administration Fund Resources:											
Undisbursed Funds	2024		047	0610	000	-----	8,248,000.00	-----	7,998,967.09	-----	249,032.91
	2023					390,652.45	-----	-----	212,262.61	-----	178,389.84
	2022-2023					40,815.78	-----	-----	1,854.82	-----	38,960.96
	2022					76,989.76	-----	-----	-----	-----	76,989.76
	2021-2022					82,646.02	-----	-----	-----	-----	82,646.02
	2021					256,092.36	-----	-----	-----	-----	256,092.36
	2020					374,072.76	-----	-----	14,624.69	-----	359,448.07
	2019					461,906.77	-----	-----	380.87	461,525.90	-----
	No Year					2,000,000.00	2,000,000.00	-----	1,242,944.30	-----	2,757,055.70
	Subtotal		047	0610	000	3,683,175.90	10,248,000.00	-----	9,471,034.38	461,525.90	3,998,615.62
<b>Special Fund Accounts</b>											
Acquisition Workforce Training Fund, General Services Administration Fund Resources:											
Undisbursed Funds	2023-2025		047	5381	000	14,737,579.56	-----	-----	2,365,250.15	-----	12,372,329.41
	2022-2024					9,532,952.60	-----	-----	3,933,385.31	-----	5,599,567.29
	2021-2023					8,541,201.17	-----	-----	4,949,981.66	-----	3,591,219.51
	2020-2022					188,125.87	-----	-----	513.03	-----	187,612.84
	2019-2021					811,591.64	-----	-----	-----	-----	811,591.64
	2018-2020					256,589.75	-----	-----	-----	-----	256,589.75
	2017-2019					65,197.39	-----	-----	-----	65,197.39	-----
	Subtotal		047	5381	000	34,133,237.98	-----	-----	11,249,130.15	65,197.39	22,818,910.44
<b>Intragovernmental Funds</b>											
Working Capital Fund, General Services Administration Fund Resources:											
Undisbursed Funds	2021-2025		047	4540	001	12,705,923.13	-----	-----	8,282,480.00	-----	4,423,443.13
	No Year					377,029,546.59	4,000,000.00	6,385,252.00	-23,418,717.86	-----	410,833,516.45
	Subtotal		047	4540	001	389,735,469.72	4,000,000.00	6,385,252.00	-15,136,237.86	-----	415,256,959.58
Federal Citizen Services Fund, General Services Administration Fund Resources:											
Undisbursed Funds	2024-2025		047	4549	001	-----	-----	-----	-18,434,091.00	-----	18,434,091.00
	2021-2025					1,151,286.13	-----	-605,883.54	-----	-----	545,402.59
	2023-2024					15,000,001.00	-----	-----	4,819,374.87	-----	10,180,626.13
	2021-2024					81,987,605.66	-----	-----	49,717,921.91	-----	32,269,683.75

Footnotes at End of Chapter

**Appropriations, Outlays, and Balances - Continued**

Appropriation or Fund Account  Title	Account Symbol				Balances, Beginning of Fiscal Year	Appropriations and Other Obligational Authority <sup>1</sup>	Transfers Borrowings and Investment (Net) <sup>2</sup>	Outlays (Net)	Balances Withdrawn and Other Transactions <sup>3</sup>	Balances, End of Fiscal Year
	Period of Availability	ATA	AID	MAIN						
	No Year				74,434,638.03	74,942,310.50	-----	77,045,554.62	-----	72,331,393.91
	Subtotal		047	4549	172,573,530.82	74,942,310.50	-605,883.54	113,148,760.40	-----	133,761,197.38
Total, General Activities					731,469,107.77	303,047,310.50	5,779,368.46	306,866,082.22	5,568,601.85	727,861,102.66
<b>Deductions for Offsetting Receipts</b>										
Proprietary Receipts from the Public					-----	-25,318,676.16	-----	-25,318,676.16	-----	-----
Intrabudgetary Receipts Deducted by Agency					-----	-18,946,835.36	-----	-18,946,835.36	-----	-----
Total, Offsetting Receipts					-----	-44,265,511.52	-----	-44,265,511.52	-----	-----
Total, General Services Administration					25,938,747,151.44	176,218,795.98	-235,995,023.00	-244,132,984.52	7,070,999.75	26,116,032,909.19

Footnotes at End of Chapter



## Appropriations, Outlays, and Balances - Continued

---

### Footnotes

---

- 1 The amounts in this column, unless otherwise footnoted, represent appropriations, increases and rescissions in borrowing authority or new contract authority. Only appropriations with appropriation transfer activity are presented in Table 1 (Appropriations and Appropriation Transfers). Since the General Services Administration had no transfer activity during fiscal year 2024, Table 1 does not appear.
- 2 The amounts in this column, unless otherwise footnoted, represent transfers - other than appropriation transfers, borrowings (gross), investments (net), unrealized discounts or funds held outside the Treasury.
- 3 The amounts in this column, unless otherwise footnoted, represent obligated balances canceled for fiscal year 2019 pursuant to 31 U.S.C. 1553 and adjustments to borrowing and contract authority.
- 4 Represents capital transfer to miscellaneous receipts.

**Appropriations, Outlays, and Balances - Continued**

Appropriation or Fund Account  Title	Account Symbol				Balances, Beginning of Fiscal Year	Appropriations and Other Obligational Authority <sup>1</sup>	Transfers Borrowings and Investment (Net) <sup>2</sup>	Outlays (Net)	Balances Withdrawn and Other Transactions <sup>3</sup>	Balances, End of Fiscal Year	
	Period of Availability	ATA	AID	MAIN							SUB
<b>International Assistance Programs</b>											
<b>Millennium Challenge Corporation</b>											
<b>General Fund Accounts</b>											
Expenses, Millennium Challenge Corporation Fund Resources:											
Undisbursed Funds	No Year		524	2750	000	5,767,667,685.85	455,000,000.00	-----	731,335,719.61	-----	5,491,331,966.24
<b>Deductions for Offsetting Receipts</b>											
Proprietary Receipts from the Public						-----	-176,920.69	-----	-176,920.69	-----	-----
Total, Millennium Challenge Corporation						5,767,667,685.85	454,823,079.31	-----	731,158,798.92	-----	5,491,331,966.24
<b>International Security Assistance</b>											
<b>General Fund Accounts</b>											
Peacekeeping Operations, International Security Assistance, State Fund Resources:											
Undisbursed Funds	2024-2025		011	1032	000	-----	2,500,000.00	-----	-----	-----	2,500,000.00
	2023-2024					26,784,000.00	-----	-26,784,000.00	-----	-----	-----
	2019					-----	-----	1,356,282.91	-----	1,356,282.91	-----
	2018-2019					-----	-----	905,217.21	-----	905,217.21	-----
	2015-2019					-----	-----	1,695,912.14	-----	1,695,912.14	-----
	2014-2019					-----	-----	622,318.76	-----	622,318.76	-----
Transfer To:											
State	2023-2027	019	011	1032	000	-----	-----	6,361,353.00	-----	-----	6,361,353.00
	2022-2027					-----	-----	14,197,921.00	-----	-----	14,197,921.00
	2022-2026					-----	-----	26,699,030.00	-----	-----	26,699,030.00
	2021-2026					11,433,160.00	-----	10,546,299.00	12,289,236.00	-----	9,690,223.00
	2024-2025					-----	298,925,000.00	-----	64,485,974.42	-----	234,439,025.58
	2021-2025					2,240,252.00	-----	6,818,063.00	-----	-----	9,058,315.00
	2020-2025					8,270,586.00	-----	4,878,628.00	7,811,834.00	-----	5,337,380.00
	2024					-----	119,033,000.00	-----	53,542,482.86	-----	65,490,517.14
	2023-2024					237,913,840.52	-----	13,122,000.00	96,789,232.56	-----	154,246,607.96
	2022-2024					<sup>4</sup> -----	-----	-----	822,996.75	-----	<sup>5</sup> -822,996.75
	2020-2024					4,843,413.00	-----	9,738,535.00	4,247,242.00	-----	10,334,706.00
	2019-2024					17,632,449.22	-----	6,749,001.47	22,016,627.18	-----	2,364,823.51
	2023					62,103,731.48	-----	-6,361,353.00	43,546,225.45	-----	12,196,153.03
	2022-2023					137,130,273.85	-----	-14,197,921.00	67,771,671.25	-----	55,160,681.60
	2019-2023					13,933,670.13	-----	-----	10,271,691.85	-----	3,661,978.28
	2018-2023					41,026,075.83	-----	-----	12,345,078.18	-----	28,680,997.65
	2022					32,630,641.98	-----	-26,699,030.00	-6,627,028.50	-----	12,558,640.48
	2021-2022					56,265,250.20	-----	-10,546,299.00	27,173,185.64	-----	18,545,765.56
	2018-2022					7,500,816.10	-----	-----	5,157,349.55	-----	2,343,466.55

Footnotes at End of Chapter

**Appropriations, Outlays, and Balances - Continued**

Appropriation or Fund Account  Title	Account Symbol				Balances, Beginning of Fiscal Year	Appropriations and Other Obligational Authority <sup>1</sup>	Transfers Borrowings and Investment (Net) <sup>2</sup>	Outlays (Net)	Balances Withdrawn and Other Transactions <sup>3</sup>	Balances, End of Fiscal Year	
	Period of Availability	ATA	AID	MAIN							SUB
	2017-2022				2,148,552.07	-----	-----	1,231,003.50	-----	917,548.57	
	2021				10,669,449.69	-----	-6,818,063.00	-3,599,488.28	-----	7,450,874.97	
	2020-2021				15,331,478.01	-----	-4,878,628.00	1,253,923.85	-----	9,198,926.16	
	2017-2021				795,573.91	-----	-----	-----	-----	795,573.91	
	2016-2021				3,356,567.14	-----	-----	441,328.86	-----	2,915,238.28	
	2020				10,963,324.26	-----	-9,738,535.00	-1,924.47	-----	1,226,713.73	
	2019-2020				4,972,364.62	-----	-6,749,001.47	-2,285,113.70	-----	508,476.85	
	2016-2020				2,636,539.18	-----	-----	165,461.76	-----	2,471,077.42	
	2015-2020				2,232,528.55	-----	-----	-91,460.14	-----	2,323,988.69	
	2019				1,066,600.02	-----	-1,356,282.91	-289,682.89	-----	-----	
	2018-2019				905,606.86	-----	-905,217.21	389.65	-----	-----	
	2015-2019				1,678,279.38	-----	-1,695,912.14	-17,632.76	-----	-----	
	2014-2019				638,475.81	-----	-622,318.76	16,157.05	-----	-----	
	No Year				5,463,928.32	-----	-----	550,377.23	-----	4,913,551.09	
	Subtotal		011	1032	000	722,567,428.13	420,458,000.00	-13,662,000.00	419,017,138.85	4,579,731.02	705,766,558.26
Global Security Contingency Fund, International Security Assistance, State Fund Resources:											
Transfer To:											
State	No Year	019	011	1041	000	1,312,058.19	-----	-----	-----	1,312,058.19	
Defense	No Year	097	011	1041	000	3,152,196.86	-----	-----	-----	3,152,196.86	
	Subtotal		011	1041	000	4,464,255.05	-----	-----	-----	4,464,255.05	
Nonproliferation and Disarmament Fund, Funds Appropriated to the President Fund Resources:											
Transfer To:											
State	No Year	019	011	1071	000	37,286.16	-----	-----	37,285.00	-----	1.16
Non-Proliferation, Anti-Terrorism, Demining and Related Programs, International Security Assistance, State Fund Resources:											
Undisbursed Funds	2018-2019		011	1075	000	-----	-----	33,800,443.09	-----	33,800,443.09	-----
	2014-2019					-----	-----	3,593,273.70	-----	3,593,273.70	-----
	No Year					97,077.00	-----	-----	-----	97,077.00	
Transfer To:											
State	2024-2028	019	011	1075	000	-----	17,000,000.00	-----	-----	17,000,000.00	
	2023-2027					16,941,342.95	-----	3,538,783.18	-----	13,402,559.77	
	2021-2026					3,370,809.00	-----	10,715,344.00	-----	13,773,632.66	
	2024-2025					-----	950,000,000.00	-----	-----	861,245,751.93	
	2020-2025					17,509,770.33	-----	23,080,282.00	-----	38,742,477.93	
	2023-2024					877,697,603.71	-----	-14,155,000.00	-----	593,891,714.70	
	2022-2024					57,483,836.60	-----	10,891,176.00	-----	19,146,357.89	
	2019-2024					42,308,471.64	-----	22,857,030.00	-----	53,502,392.93	

Footnotes at End of Chapter

Appropriations, Outlays, and Balances - Continued

Appropriation or Fund Account  Title	Account Symbol				Balances, Beginning of Fiscal Year	Appropriations and Other Obligational Authority <sup>1</sup>	Transfers Borrowings and Investment (Net) <sup>2</sup>	Outlays (Net)	Balances Withdrawn and Other Transactions <sup>3</sup>	Balances, End of Fiscal Year	
	Period of Availability	ATA	AID	MAIN SUB							
	2022-2023				586,880,091.94	-----	-10,891,176.00	329,270,717.13	-----	246,718,198.81	
	2018-2023				63,833,385.79	-----	-----	27,249,029.76	-----	36,584,356.03	
	2021-2022				252,940,452.83	-----	-10,715,344.00	126,790,244.36	-----	115,434,864.47	
	2020-2022				276,822.49	-----	-----	38,030.40	-----	238,792.09	
	2017-2022				38,721,037.11	-----	-----	13,996,834.86	-----	24,724,202.25	
	2020-2021				132,194,907.30	-----	-23,080,282.00	45,413,287.31	-----	63,701,337.99	
	2016-2021				37,744,577.13	-----	-----	13,429,172.91	-----	24,315,404.22	
	2019-2020				82,711,483.71	-----	-22,857,030.00	16,815,174.77	-----	43,039,278.94	
	2015-2020				3,807,178.71	-----	-----	869,787.19	-----	2,937,391.52	
	2018-2019				43,426,629.56	-----	-33,800,443.09	9,626,186.47	-----	-----	
	2014-2019				4,299,206.24	-----	-3,593,273.70	705,932.54	-----	-----	
	No Year				255,595,743.84	20,000,000.00	-----	50,609,053.91	-----	224,986,689.93	
	Subtotal		011	1075	000	2,517,840,427.88	987,000,000.00	-14,155,000.00	1,059,809,230.03	37,393,716.79	2,393,482,481.06
International Military Education and Training, Funds Appropriated to the President Fund Resources:											
Undisbursed Funds	2024-2025		011	1081	000	-----	778,699.00	-----	-----	-----	778,699.00
	2023-2024					27,576,817.82	-----	-15,907,778.32	-----	-----	11,669,039.50
	2020-2024					-----	-----	1,584,570.89	-----	-----	1,584,570.89
	2022-2023					2,035,864.84	-----	-----	-----	-----	2,035,864.84
	2019-2023					229,234.00	-----	-----	-----	-----	229,234.00
	2021-2022					1,037,992.80	-----	-----	-----	-----	1,037,992.80
	2018-2022					553,282.50	-----	-----	-----	-----	553,282.50
	2020-2021					2,586,794.00	-----	-----	-----	-----	2,586,794.00
	2019-2021					315,379.00	-----	-----	-----	-----	315,379.00
	2017-2021					720,226.70	-----	-----	-----	-----	720,226.70
	2020					15,060,654.24	-----	-----	-----	-----	15,060,654.24
	2019-2020					2,199,945.00	-----	-----	-----	-----	2,199,945.00
	2016-2020					2,354,084.00	-----	-----	-----	-----	2,354,084.00
	2019					390,179.50	-----	7,686,270.92	-----	8,076,450.42	-----
	2018-2019					518,390.00	-----	1,959,912.06	-----	2,478,302.06	-----
	2015-2019					603,718.51	-----	3,083,499.07	-----	3,687,217.58	-----
	No Year					7,181,864.15	3,000,000.00	-7,000,611.26	-----	-----	3,181,252.89
Transfer To:											
Navy	2021	017	011	1081	000	3,440,208.79	-----	16,810.00	101,847.03	-----	3,355,171.76
	2020					6,083,214.25	-----	-3,720,217.00	-50,849.93	-----	2,413,847.18
	2019					5,298,217.32	-----	-5,279,427.10	18,790.22	-----	-----
	2018-2019					611,948.75	-----	-607,979.68	3,969.07	-----	-----
	2015-2019					1,450,330.48	-----	-1,440,420.77	9,909.71	-----	-----
	No Year					102,283.98	-----	-140,290.00	-51,065.46	-----	13,059.44
Army	2020-2024	021	011	1081	000	-----	-----	4,704,362.00	1,339,142.16	-----	3,365,219.84

Footnotes at End of Chapter

## Appropriations, Outlays, and Balances - Continued

Appropriation or Fund Account		Account Symbol				Balances, Beginning of Fiscal Year	Appropriations and Other Obligational Authority <sup>1</sup>	Transfers Borrowings and Investment (Net) <sup>2</sup>	Outlays (Net)	Balances Withdrawn and Other Transactions <sup>3</sup>	Balances, End of Fiscal Year
Title	Period of Availability	ATA	AID	MAIN	SUB						
	2019-2023					2,593,240.80	-----	-----	1,885,898.27	-----	707,342.53
	2021-2022					3,012,538.63	-----	-500.00	394,449.55	-----	2,617,589.08
	2018-2022					1,122,638.93	-----	410.00	23,149.13	-----	1,099,899.80
	2021					5,046,526.63	-----	-11,920.00	223,582.33	-----	4,811,024.30
	2020-2021					2,159,159.37	-----	-563,490.00	17,736.71	-----	1,577,932.66
	2017-2021					1,262,016.55	-----	7,095.00	85,815.88	-----	1,183,295.67
	2020					9,426,616.05	-----	-7,384,570.00	279,349.32	-----	1,762,696.73
	2019-2020					2,400,555.28	-----	-----	273,444.00	-----	2,127,111.28
	2016-2020					1,431,845.35	-----	-25,290.00	85.61	-----	1,406,469.74
	2019					649,043.82	-----	-658,799.20	-9,755.38	-----	-----
	2018-2019					1,087,634.76	-----	-1,076,766.30	10,868.46	-----	-----
	2015-2019					<sup>4</sup> 923,644.72	-----	-924,803.74	-1,159.02	-----	-----
	No Year					1,709,247.97	-----	984,152.26	330,719.45	-----	2,362,680.78
Air Force	2019-2023	057	011	1081	000	682,198.56	-----	-----	444,039.43	-----	238,159.13
	2021-2022					649,067.07	-----	-8,130.00	64,575.15	-----	576,361.92
	2018-2022					199,736.22	-----	810.00	12,056.47	-----	188,489.75
	2021					2,145,281.47	-----	-4,890.00	92,855.65	-----	2,047,535.82
	2020-2021					1,627,447.50	-----	-52,740.00	123,547.50	-----	1,451,160.00
	2019-2021					25,596.82	-----	-----	-33,584.23	-----	59,181.05
	2017-2021					493,196.93	-----	-7,095.00	-282.11	-----	486,384.04
	2020					3,803,898.01	-----	-2,021,723.00	-108,112.07	-----	1,890,287.08
	2019-2020					427,297.97	-----	-----	-36,508.60	-----	463,806.57
	2016-2020					716,891.67	-----	36,270.00	-8,661.25	-----	761,822.92
	2019					1,864,115.57	-----	-1,750,683.87	113,431.70	-----	-----
	2018-2019					411,396.53	-----	-275,166.08	136,230.45	-----	-----
	2015-2019					728,919.75	-----	-718,274.56	10,645.19	-----	-----
	No Year					1,867,907.78	-----	1,137,846.00	787,334.41	-----	2,218,419.37
Defense	2024-2025	097	011	1081	000	-----	115,373,301.00	-----	29,568,321.70	-----	85,804,979.30
	2023-2024					49,093,678.30	-----	15,907,778.32	42,512,812.68	-----	22,488,643.94
	2020-2024					-----	-----	7,783,067.11	2,491,147.76	-----	5,291,919.35
	2022-2023					16,631,296.76	-----	-----	7,674,468.55	-----	8,956,828.21
	2019-2023					2,805,191.99	-----	-----	1,926,116.57	-----	879,075.42
	2022					15,847,849.29	-----	-----	5,101,312.51	-----	10,746,536.78
	2021-2022					1,761,825.16	-----	8,630.00	314,594.52	-----	1,455,860.64
	2018-2022					678,911.83	-----	-1,220.00	142,210.65	-----	535,481.18
	2021					54,846.75	-----	-----	-110.24	-----	54,956.99
	2020-2021					1,410,376.81	-----	-329,260.00	-31,634.34	-----	1,112,751.15
	2017-2021					1,246,204.86	-----	-----	25,490.97	-----	1,220,713.89
	2020					470,392.93	-----	-----	-2,578.75	-----	472,971.68
	2019-2020					747,348.36	-----	-----	-8,643.25	-----	755,991.61

Footnotes at End of Chapter

Appropriations, Outlays, and Balances - Continued

Appropriation or Fund Account  Title	Account Symbol				Balances, Beginning of Fiscal Year	Appropriations and Other Obligational Authority <sup>1</sup>	Transfers Borrowings and Investment (Net) <sup>2</sup>	Outlays (Net)	Balances Withdrawn and Other Transactions <sup>3</sup>	Balances, End of Fiscal Year
	Period of Availability	ATA	AID	MAIN						
	2016-2020				2,902,171.15	-----	-10,980.00	21,635.08	-----	2,869,556.07
	2019				8,574.23	-----	2,639.25	11,213.48	-----	-----
	No Year				4,958,966.16	-----	5,018,903.00	2,584,612.89	-----	7,393,256.27
	Subtotal		011	1081	000	227,435,925.92	119,152,000.00	98,814,465.58	14,241,970.06	233,531,490.28
Foreign Military Financing Program, Funds Appropriated to the President Fund Resources:										
Undisbursed Funds	2024-2025		011	1082	000	-----	3,069,000,000.00	-----	-----	3,069,000,000.00
	2023-2024				1,500,000,000.00	-----	-1,500,000,000.00	-----	-----	-----
	2022-2024				530,000,000.00	-----	-530,000,000.00	-----	-----	-----
	2021-2022				75,000,000.00	-----	-----	-----	-----	75,000,000.00
	2019-2020				-----	-----	762,393.47	-----	-----	762,393.47
	2016-2020				21,408,962.29	-----	-----	-----	-----	21,408,962.29
	2019				-----	-----	4,239,707.04	-----	4,239,707.04	-----
	2015-2019				12,587,196.49	-----	106,248.18	-----	12,693,444.67	-----
Transfer To:										
Navy	2018-2022	017	011	1082	000	7,086.80	-----	7,085.22	-----	1.58
	2021				195,241.56	-----	-----	-----	-----	195,241.56
	2020				54,519.47	-----	-----	-----	-----	54,519.47
	2019				24,195.04	-----	-24,195.04	-----	-----	-----
State	2022-2026	019	011	1082	000	2,052,490.00	-----	1,872,169.25	-----	180,320.75
	2024				-----	10,650,000.00	-----	241,804.80	-----	10,408,195.20
	2020-2024				749,013.72	-----	-----	33,181.29	-----	715,832.43
	2023				2,109,967.34	-----	-----	1,456,755.66	-----	653,211.68
	2019-2023				30,968.78	-----	-----	-----	-----	30,968.78
	2022				1,410.07	-----	-----	-103,066.20	-----	104,476.27
	2021				77,754.05	-----	-----	-5,396.21	-----	83,150.26
	2020				1.05	-----	-----	-102.41	-----	103.46
	2019-2020				2,015,324.48	-----	-762,393.47	1,222,931.02	-----	29,999.99
	2016-2020				34.59	-----	-----	-----	-----	34.59
	2019				92,301.08	-----	-92,301.08	-----	-----	-----
	2015-2019				2,649.57	-----	-2,649.57	-----	-----	-----
Army	2021	021	011	1082	000	7,797.62	-----	-----	-----	7,797.62
	2020				31,909.29	-----	-31,908.26	-----	-----	1.03
Air Force	2021	057	011	1082	000	212,753.69	-----	-----	-----	212,753.69
	2019				246,548.22	-----	-246,548.22	-----	-----	-----
Defense	2023-2027	097	011	1082	000	-----	20,000,000.00	-----	-----	20,000,000.00
	2022-2026				4,139,097.55	-----	131,939,000.00	17,829,884.12	-----	118,248,213.43
	2021-2026				-----	-----	282,420,373.19	39,191,684.00	-----	243,228,689.19
	2024-2025				-----	5,443,000,000.00	-----	3,500,000,000.00	-----	1,943,000,000.00
	2021-2025				107,042,321.80	-----	138,581,141.75	63,448,415.70	-----	182,175,047.85

Footnotes at End of Chapter

## Appropriations, Outlays, and Balances - Continued

Appropriation or Fund Account  Title	Account Symbol				Balances, Beginning of Fiscal Year	Appropriations and Other Obligational Authority <sup>1</sup>	Transfers Borrowings and Investment (Net) <sup>2</sup>	Outlays (Net)	Balances Withdrawn and Other Transactions <sup>3</sup>	Balances, End of Fiscal Year	
	Period of Availability	ATA	AID	MAIN							SUB
	2020-2025				68,315,089.00	-----	119,097,294.06	156,757,383.00	-----	30,655,000.06	
	2024				-----	4,650,747,000.00	-----	3,348,508,517.08	-----	1,302,238,482.92	
	2023-2024				80,000,000.00	-----	1,500,000,000.00	1,018,953,700.81	-----	561,046,299.19	
	2022-2024				3,606,662,211.00	-----	479,104,831.00	1,215,437,505.00	-----	2,870,329,537.00	
	2020-2024				55,247,127.23	-----	116,036,260.06	41,154,819.82	-----	130,128,567.47	
	2019-2024				48,149,410.53	-----	-----	30,802,400.49	-----	17,347,010.04	
	2023				1,039,970,582.90	-----	-20,000,000.00	276,033,993.39	-----	743,936,589.51	
	2022-2023				1,300,000,000.00	-----	-----	1,015,547,957.00	-----	284,452,043.00	
	2019-2023				43,978,449.47	-----	62,809,176.54	40,451,426.70	-----	66,336,199.31	
	2018-2023				45,147,902.18	-----	-----	31,089,235.97	-----	14,058,666.21	
	2022				986,664,206.34	-----	-131,939,000.00	373,376,367.39	-----	481,348,838.95	
	2021-2022				434,248,044.45	-----	-282,420,373.19	151,827,671.26	-----	-----	
	2018-2022				175,978,372.88	-----	-----	40,208,948.56	-----	135,769,424.32	
	2017-2022				46,955,487.73	-----	-----	13,583,522.35	-----	33,371,965.38	
	2021				152,394,489.22	-----	-138,581,141.75	11,610,414.13	-----	2,202,933.34	
	2020-2021				171,288,990.06	-----	-119,097,294.06	51,991,696.00	-----	200,000.00	
	2017-2021				19,002,045.78	-----	-----	2,445,956.27	-----	16,556,089.51	
	2016-2021				107,882,550.25	-----	-----	44,065,725.25	-----	63,816,825.00	
	2020				167,516,974.54	-----	-116,004,351.80	49,296,669.63	-----	2,215,953.11	
	2016-2020				12,740,190.74	-----	-----	2,126,182.69	-----	10,614,008.05	
	2015-2020				54,979,648.00	-----	-----	17,512,691.00	-----	37,466,957.00	
	2019				87,999,307.60	-----	-66,685,839.24	21,313,468.36	-----	-----	
	2015-2019				1,913,305.64	-----	-103,598.61	1,809,707.03	-----	-----	
	No Year				371.86	-----	-----	-941.76	-----	1,313.62	
	Subtotal		011	1082	000	10,965,124,301.95	13,173,397,000.00	-50,895,169.00	11,581,100,363.66	16,933,151.71	12,489,592,617.58
Foreign Military Financing, Direct Loan Program Account, Funds Appropriated to the President Fund Resources:											
Undisbursed Funds	2024-2025		011	1085	000	-----	60,000,000.00	-----	-----	-----	60,000,000.00
	2022-2024					60,000,000.00	-----	50,895,169.00	647,390.13	-----	110,247,778.87
	Subtotal		011	1085	000	60,000,000.00	60,000,000.00	50,895,169.00	647,390.13	-----	170,247,778.87
Economic Support Fund, Funds Appropriated to the President Fund Resources:											
Undisbursed Funds	2024-2028		072	1037	000	-----	46,700,000.00	-----	-----	-----	46,700,000.00
	2023-2027					41,700,000.00	-----	-15,200,000.00	1,000,000.00	° 91,134.00	25,408,866.00
	2022-2027					-----	-----	1,890,658,917.80	579,007,523.05	° 41,165,533.00	1,270,485,861.75
	2019-2027					-----	-----	8,384,990.04	3,401,252.65	-----	4,983,737.39
	2022-2026					12,600,000.00	-----	2,603,672.04	-----	-----	9,996,327.96
	2021-2026					1,338,493,068.05	-----	3,636,378.02	591,146,865.40	° 28,078,944.00	722,903,636.67
	2020-2026					25,156,312.81	-----	-----	13,730,422.21	-----	11,425,890.60
	2018-2026					4,283,838.45	-----	-----	2,071,364.36	-----	2,212,474.09

Footnotes at End of Chapter

Appropriations, Outlays, and Balances - Continued

Appropriation or Fund Account  Title	Account Symbol				Balances, Beginning of Fiscal Year	Appropriations and Other Obligational Authority <sup>1</sup>	Transfers Borrowings and Investment (Net) <sup>2</sup>	Outlays (Net)	Balances Withdrawn and Other Transactions <sup>3</sup>	Balances, End of Fiscal Year
	Period of Availability	ATA	AID	MAIN						
	2024-2025				-----	11,789,400,000.00	-----	3,899,000,000.00	-----	7,890,400,000.00
	2023-2025				-----	-----	626,718.00	-----	-----	626,718.00
	2020-2025				650,825,037.58	-----	8,342,528.70	274,740,310.40	° 22,917,391.00	361,509,864.88
	2017-2025				3,116,756.82	-----	-----	570,148.00	° 22,299.00	2,524,309.82
	2023-2024				6,677,584,463.45	-23,613,253.00	-1,290,750,330.25	1,342,934,903.68	-----	4,020,285,976.52
	2022-2024				799,600,238.06	-----	-----	513,411,973.63	-----	286,188,264.43
	2019-2024				474,291,179.98	-----	6,670,023.37	223,365,658.48	° 21,607,446.00	235,988,098.87
	2016-2024				333,215.00	-----	-----	-----	-----	333,215.00
	2022-2023				1,890,025,946.08	-----	-1,889,246,227.09	-758,032.84	-----	1,537,751.83
	2019-2023				8,384,990.04	-----	-8,384,990.04	-----	-----	-----
	2018-2023				357,313,168.30	-----	-----	209,315,339.15	-----	147,997,829.15
	2015-2023				3,380,503.92	-----	-----	1,166,042.69	-----	2,214,461.23
	2021-2022				425,443,399.79	-----	-----	241,219,053.18	-----	184,224,346.61
	2020-2022				17,000,002.00	-----	-----	16,549,665.35	-----	450,336.65
	2017-2022				242,971,217.04	-----	-----	136,439,316.14	-----	106,531,900.90
	2020-2021				602,994.41	-----	-----	587,389.11	-----	15,605.30
	2017-2021				14,029.54	-----	-----	-----	-----	14,029.54
	2016-2021				176,439,533.76	-----	-117,000.00	-9,413,477.43	-----	185,736,011.19
	2019-2020				14,421,684.06	-----	-----	8,192,900.78	-----	6,228,783.28
	2016-2020				57,764.90	-----	-----	57,764.26	-----	0.64
	2015-2020				234,527,182.01	-----	-----	66,141,297.65	-----	168,385,884.36
	2014-2020				2,478,727.37	-----	-----	2,463,718.71	-----	15,008.66
	2018-2019				5,308,505.80	-----	64,475,069.72	1,912,937.31	67,870,638.21	-----
	2015-2019				284,894.94	-----	-----	-----	284,894.94	-----
	2014-2019				176,576,178.82	-----	4,914,924.03	155,141,762.59	26,349,340.26	-----
	No Year				56,681,896.49	-----	-11,662,104.15	9,040,838.95	-----	35,978,953.39
Transfer To:										
State	2024-2028	019	072	1037	000	20,000,000.00	-----	-----	-----	20,000,000.00
	2023-2027				24,965,982.88	-----	35,200,000.00	8,767,189.08	-----	51,398,793.80
	2022-2027				-----	-----	2,447,724.00	-----	-----	2,447,724.00
	2021-2026				2,234,014.00	-----	746,557.00	-471,238.76	-----	3,451,809.76
	2020-2025				57,439,042.66	-----	-1,514,640.02	11,138,582.78	-----	44,785,819.86
	2023-2024				106,155,041.94	-----	1,147,123,979.25	407,114,511.48	-----	846,164,509.71
	2022-2024				103,322,673.90	-----	-----	25,530,446.68	-----	77,792,227.22
	2019-2024				3,390,651.93	-----	4,436,651.00	761,982.88	-----	7,065,320.05
	2022-2023				679,038,768.80	-----	-3,860,414.71	293,014,334.38	-----	382,164,019.71
	2018-2023				12,146,281.77	-----	7,491,299.46	5,828,366.80	-----	13,809,214.43
	2021-2022				377,585,868.78	-----	-4,382,935.02	192,632,751.38	-----	180,570,182.38
	2020-2022				6,693,028.54	-----	-----	4,916,856.78	-----	1,776,171.76
	2017-2022				25,653,550.40	-----	-----	14,456,545.55	-----	11,197,004.85

Footnotes at End of Chapter



## Appropriations, Outlays, and Balances - Continued

Appropriation or Fund Account  Title	Account Symbol					Balances, Beginning of Fiscal Year	Appropriations and Other Obligational Authority <sup>1</sup>	Transfers Borrowings and Investment (Net) <sup>2</sup>	Outlays (Net)	Balances Withdrawn and Other Transactions <sup>3</sup>	Balances, End of Fiscal Year
	Period of Availability	ATA	AID	MAIN	SUB						
	2020-2021					168,749,379.45	-----	-6,827,888.68	79,770,214.54	-----	82,151,276.23
	2016-2021					3,556,051.77	-----	117,000.00	2,022,892.43	-----	1,650,159.34
	2019-2020					90,962,422.12	-----	-11,106,674.37	48,300,490.41	-----	31,555,257.34
	2015-2020					5,169,445.80	-----	-----	1,713,600.46	-----	3,455,845.34
	2018-2019					112,986,306.29	-----	-71,966,369.18	41,019,937.11	-----	-----
	2014-2019					20,469,654.70	-----	-4,914,924.03	15,554,730.67	-----	-----
	No Year					14,771,735.61	-----	11,662,104.15	1,386,918.38	-----	25,046,921.38
Economic Support Fund	2021-2022	075	072	1037	000	33,110,386.54	-----	-----	23,497,478.81	-----	9,612,907.73
Economic Support	2021-2022	097	072	1037	000	1,420,611.05	-----	-----	946,582.42	-----	474,028.63
	Subtotal		072	1037	000	15,489,717,628.40	11,832,486,747.00	-122,999,633.00	9,462,943,783.76	208,387,620.41	17,527,873,338.23
Central America and the Caribbean Emergency Disaster Recovery Fund, Agency for International Development Fund Resources:											
Undisbursed Funds	No Year		072	1096	000	4,545,537.77	-----	-----	-----	-----	4,545,537.77
<b>Public Enterprise Funds</b>											
Foreign Military Loan Liquidating Account, Funds Appropriated to the President Fund Resources:											
Undisbursed Funds	No Year		011	4121	000	1,756,192.97	-----	-----	-22,318,560.07	<sup>6</sup> 24,074,753.04	-----
<b>Deductions for Offsetting Receipts</b>											
Proprietary Receipts from the Public						-----	-----	-----	-85,453,188.09	-----	-----
Total, International Security Assistance						29,993,488,984.23	26,592,493,747.00	-150,816,633.00	22,514,597,908.85	305,610,943.03	33,529,504,058.26
<b>Multilateral Assistance</b>											
<b>General Fund Accounts</b>											
International Organizations and Programs Economic Assistance, Funds Appropriated to the President, State Fund Resources:											
Undisbursed Funds	2024		019	1005	000	-----	434,940,964.00	-----	-----	-----	434,940,964.00
	2023					506,700,000.00	-----	-----	505,244,255.00	-----	1,455,745.00
	2022					3,005,638.00	-----	-----	3,005,638.00	-----	-----
	2020					105,000.00	-----	-----	-----	-----	105,000.00
	No Year					-----	10,000.00	-----	-----	-----	10,000.00
	Subtotal		019	1005	000	509,810,638.00	434,950,964.00	-----	508,249,893.00	-----	436,511,709.00
Global Environment Facility, Treasury Fund Resources:											
Undisbursed Funds	No Year		020	0066	000	-----	150,200,000.00	-----	150,200,000.00	-----	-----
Contribution to the Asian Development Fund, Treasury Fund Resources:											
Undisbursed Funds	No Year		020	0067	000	-----	87,220,000.00	-----	87,220,000.00	-----	-----

Footnotes at End of Chapter

Appropriations, Outlays, and Balances - Continued

Appropriation or Fund Account  Title	Account Symbol				Balances, Beginning of Fiscal Year	Appropriations and Other Obligational Authority <sup>1</sup>	Transfers Borrowings and Investment (Net) <sup>2</sup>	Outlays (Net)	Balances Withdrawn and Other Transactions <sup>3</sup>	Balances, End of Fiscal Year
	Period of Availability	ATA	AID	MAIN						
Contribution to the Inter-American Development Bank, Treasury Fund Resources: Undisbursed Funds	No Year		020	0072	000	3,797,782,688.48	-----	-----	-----	3,797,782,688.48
Contribution to the International Development Association, Treasury Fund Resources: Undisbursed Funds	No Year		020	0073	000	-----	1,630,256,000.00	-----	1,630,256,000.00	-----
Contribution to the Asian Development Bank, Treasury Fund Resources: Undisbursed Funds	No Year		020	0076	000	748,095,669.50	-----	-----	-----	748,095,669.50
Contribution to the International Bank for Reconstruction and Development, Treasury Fund Resources: Undisbursed Funds	2021-2022		020	0077	000	5,000,000.00	-----	-----	5,000,000.00	-----
	No Year					1,948,372,131.61	206,500,000.00	-----	206,495,754.90	1,948,376,376.71
Authority to Borrow from the Treasury						5,715,000,000.00	-----	-----	-----	5,715,000,000.00
	Subtotal		020	0077	000	7,668,372,131.61	206,500,000.00	-----	211,495,754.90	7,663,376,376.71
Contribution to the International Finance Corporation, Treasury Fund Resources: Undisbursed Funds	No Year		020	0078	000	1,367.00	-----	-----	-----	1,367.00
Contribution to the African Development Fund, Treasury Fund Resources: Undisbursed Funds	No Year		020	0079	000	0.01	197,000,000.00	-----	197,000,000.00	0.01
Contribution to the Clean Technology Fund, Treasury Fund Resources: Undisbursed Funds	No Year		020	0080	000	237,500,000.00	125,000,000.00	-----	28,802,229.74	333,697,770.26
Contribution to the African Development Bank, Treasury Fund Resources: Undisbursed Funds	No Year		020	0082	000	0.60	54,648,752.00	-----	54,648,752.00	0.60
Contribution to the Multilateral Investment Guarantee Agency, Treasury Fund Resources: Undisbursed Funds	No Year		020	0084	000	22,201,558.00	-----	-----	-----	22,201,558.00
Debt Restructuring, Treasury Fund Resources: Undisbursed Funds	2024-2027		020	0091	000	-----	41,000,000.00	-----	-----	41,000,000.00
	2023-2026					72,000,000.00	-----	-----	-----	72,000,000.00
	2022-2025					15,000,000.00	-----	-----	-----	15,000,000.00
	2022-2023					28,306,271.88	-----	-----	-----	28,306,271.88
	2021-2023					15,000,000.00	-----	-----	15,000,000.00	-----
	2019-2020					617,952.29	-----	-----	609,312.34	8,639.95
	No Year					351,411,824.80	-----	-----	-----	351,411,824.80
	Subtotal		020	0091	000	482,336,048.97	41,000,000.00	-----	15,609,312.34	507,726,736.63

Footnotes at End of Chapter

**Appropriations, Outlays, and Balances - Continued**

Appropriation or Fund Account  Title	Account Symbol				Balances, Beginning of Fiscal Year	Appropriations and Other Obligational Authority <sup>1</sup>	Transfers Borrowings and Investment (Net) <sup>2</sup>	Outlays (Net)	Balances Withdrawn and Other Transactions <sup>3</sup>	Balances, End of Fiscal Year
	Period of Availability	ATA	AID	MAIN						
Contribution to the International Fund for Agricultural Development, Treasury Fund Resources: Undisbursed Funds	No Year		020	1039	000	-----	43,000,000.00	-----	43,000,000.00	-----
International Affairs Technical Assistance, Office of Technical Assistance, Treasury Fund Resources: Undisbursed Funds	2022-2028		020	1045	000	-----	-----	-----	-775,302.15	-----
	2022-2027					583,251.14	-----	-----	443,206.15	-----
	2021-2027					6,699,308.13	-----	-----	2,118,072.54	-----
	2021-2025					423,576.38	-----	-----	144,635.62	-----
	2020-2025					3,534,398.50	-----	-----	1,130,607.06	-----
	2019-2025					2,464,259.39	-----	-----	449,491.77	-----
	2018-2024					2,713,625.93	-----	-----	591,246.98	-----
	2015-2024					1,956,879.87	-----	-----	547,209.79	-----
	2018-2023					125,440.71	-----	-----	5,467.69	-----
	2020-2022					47,462.86	-----	-----	-----	47,462.86
	2018-2022					120,633.68	-----	-----	-----	120,633.68
	2017-2022					2,064,512.67	-----	-----	319.70	-----
	2016-2022					2,927,500.98	-----	-----	79.36	-----
	2018-2021					189.09	-----	-----	-----	189.09
	2014-2021					59,605.90	-----	-----	-----	59,605.90
	2012-2021					200,635.11	-----	-----	-----	200,635.11
	2018-2020					4,048,449.44	-----	-----	-----	4,048,449.44
	2017-2020					39,899.60	-----	-----	-----	39,899.60
	2016-2020					1,171,628.99	-----	-----	-----	1,171,628.99
	2015-2020					1,502,211.14	-----	-----	-----	1,502,211.14
	2014-2020					589,282.79	-----	-----	-----	589,282.79
	2012-2020					204,300.85	-----	-----	-----	204,300.85
	2017-2019					415,986.74	-----	-----	-----	415,986.74
	2015-2019					53,316.98	-----	-----	53,316.98	-----
	2014-2019					291,733.15	-----	-----	291,733.15	-----
	2013-2019					116,626.43	-----	-----	116,626.43	-----
	2008-2019					176.29	-----	-----	176.29	-----
	No Year					65,499,562.72	40,000,000.00	-----	37,424,587.75	-----
	Subtotal		020	1045	000	97,854,455.46	40,000,000.00	-----	42,541,475.11	415,986.74
Global Agriculture and Food Security Program, Treasury Fund Resources: Undisbursed Funds	No Year		020	1475	000	-----	10,000,000.00	-----	10,000,000.00	-----

Footnotes at End of Chapter

Appropriations, Outlays, and Balances - Continued

Appropriation or Fund Account  Title	Account Symbol				Balances, Beginning of Fiscal Year	Appropriations and Other Obligational Authority <sup>1</sup>	Transfers Borrowings and Investment (Net) <sup>2</sup>	Outlays (Net)	Balances Withdrawn and Other Transactions <sup>3</sup>	Balances, End of Fiscal Year
	Period of Availability	ATA	AID	MAIN						
Treasury International Assistance Programs, Bureau of the Fiscal Service, Treasury Fund Resources: Undisbursed Funds	No Year		020	1916	000	----- 48,000,000.00	-----	-----	-----	48,000,000.00
<b>Deductions for Offsetting Receipts</b>										
Proprietary Receipts from the Public						-----	-----	-814,782.60	-----	-----
Total, Multilateral Assistance						13,563,954,557.63	3,067,775,716.00	2,978,208,634.49	415,986.74	13,652,290,869.80
<b>Agency for International Development</b>										
<b>General Fund Accounts</b>										
Capital Investment Fund of the United States Agency for International Development, Funds Appropriated to the President Fund Resources: Undisbursed Funds	No Year		072	0300	000	78,204,877.24	259,100,000.00	7,154,099.00	267,978,355.70	----- 76,480,620.54
Civilian Stabilization Initiative, Funds Appropriated to the President, Agency for International Development Fund Resources: Undisbursed Funds	No Year		072	0305	000	1,165,787.73	-----	-----	-----	1,165,787.73
Assistance for Europe, Eurasia, and Central Asia, Funds Appropriated to the President, Agency for International Development Fund Resources: Undisbursed Funds	2022-2027		072	0306	000	-----	-----	303,143,176.42	141,012,328.38	----- 162,130,848.04
	2019-2027					-----	-----	8,065,747.24	2,843,925.92	----- 5,221,821.32
	2021-2026					214,535,914.13	-----	-----	97,922,132.18	----- 116,613,781.95
	2018-2026					6,744,008.85	-----	-----	3,391,593.81	----- 3,352,415.04
	2024-2025					-----	2,345,334,000.00	-----	-----	----- 2,345,334,000.00
	2020-2025					105,159,378.81	-----	-----	49,193,757.79	----- 55,965,621.02
	2017-2025					4,580,570.70	-----	-----	2,289,857.67	----- 2,290,713.03
	2023-2024					802,898,650.00	-----	-200,936,342.00	73,629,970.66	----- 528,332,337.34
	2022-2024					300,115,041.53	-----	-10,326,000.00	218,317,060.42	----- 71,471,981.11
	2019-2024					46,839,386.72	-----	-----	27,174,970.61	----- 19,664,416.11
	2022-2023					303,145,134.42	-----	-303,143,176.42	-68,242.58	----- 70,200.58
	2019-2023					8,065,747.24	-----	-8,065,747.24	-----	-----
	2018-2023					23,836,320.15	-----	-----	13,618,654.46	----- 10,217,665.69
	2021-2022					-----	-----	-----	-219,203.12	----- 219,203.12
	2017-2022					7,808,658.05	-----	-----	2,952,163.28	----- 4,856,494.77
	2020-2021					51,633.62	-----	-----	28,405.33	----- 23,228.29
	2017-2021					10,165.50	-----	-----	-----	----- 10,165.50
	2016-2021					3,335,651.50	-----	-----	1,355,289.46	----- 1,980,362.04
	2019-2020					1,584.32	-----	-----	55.69	----- 1,528.63
	2018-2019					-----	-----	4,175,345.24	-1.53	4,175,346.77
	No Year					96,511.29	-----	-----	3,033.13	----- 93,478.16

Footnotes at End of Chapter

## Appropriations, Outlays, and Balances - Continued

Appropriation or Fund Account  Title	Account Symbol					Balances, Beginning of Fiscal Year	Appropriations and Other Obligational Authority <sup>1</sup>	Transfers Borrowings and Investment (Net) <sup>2</sup>	Outlays (Net)	Balances Withdrawn and Other Transactions <sup>3</sup>	Balances, End of Fiscal Year
	Period of Availability	ATA	AID	MAIN	SUB						
Transfer To:											
State	2020-2025	019	072	0306	000	-----	-----	1,555,000.00	-----	-----	1,555,000.00
	2019-2025					0.81	-----	-----	-----	-----	0.81
	2023-2024					47,148,488.05	-----	200,478,736.00	36,732,889.23	-----	210,894,334.82
	2022-2024					163,729,670.80	-----	10,326,000.00	56,080,728.51	-----	117,974,942.29
	2019-2024					1,642,071.00	-----	347,536.72	27,619.41	-----	1,961,988.31
	2022-2023					138,450,296.52	-----	-----	65,584,656.54	-----	72,865,639.98
	2018-2023					4,281,284.60	-----	-----	1,296,425.50	-----	2,984,859.10
	2021-2022					106,215,593.46	-----	-----	65,821,115.70	-----	40,394,477.76
	2017-2022					3,438,514.01	-----	-----	554,645.30	-----	2,883,868.71
	2020-2021					42,314,416.92	-----	-1,555,000.00	15,181,677.80	-----	25,577,739.12
	2016-2021					2,262,529.04	-----	-----	784,417.04	-----	1,478,112.00
	2019-2020					23,179,158.23	-----	-347,536.72	5,075,408.32	-----	17,756,213.19
	2018-2019					13,715,749.51	-----	-4,175,345.24	9,540,404.27	-----	-----
	No Year					5,381,620.03	-----	-----	156,721.28	-----	5,224,898.75
	Subtotal		072	0306	000	2,378,983,749.81	2,345,334,000.00	-457,606.00	890,282,460.46	4,175,346.77	3,829,402,336.58
Assistance for the New Independent States of the Former Soviet Union: Ukraine Export Credit Insurance Program Account Fund Resources:											
Undisbursed Funds	No Year		072	0402	000	19,778.82	-----	-----	-----	-----	19,778.82
MENA Loan Guarantee Program Account, Funds Appropriated to the President, US Agency for International Development Fund Resources:											
Undisbursed Funds	No Year		072	0409	000	-----	22,281,271.00	-----	22,281,271.00	-----	-----
Operating Expenses of the United States Agency for International Development, Funds Appropriated to the President Fund Resources:											
Undisbursed Funds	2024-2025		072	1000	000	-----	136,000,000.00	-----	549,160.06	-----	135,450,839.94
	2024					-----	1,598,000,000.00	-----	1,056,091,133.54	-----	541,908,866.46
	2023-2024					147,425,906.14	-----	56,716,715.87	134,517,471.80	-----	69,625,150.21
	2022-2024					26,480,269.91	-----	-----	17,326,909.94	-----	9,153,359.97
	2023					676,434,560.79	-----	-56,716,715.87	538,656,925.28	-----	81,060,919.64
	2022-2023					27,415,053.04	-----	-----	25,437,477.30	-----	1,977,575.74
	2021-2023					-----	-----	-----	-0.12	-----	0.12
	2022					89,087,983.10	-----	-----	44,774,203.40	-----	44,313,779.70
	2021-2022					10,701,738.87	-----	-----	6,969,327.90	-----	3,732,410.97
	2020-2022					11,707,423.91	-----	-----	2,863,250.94	-----	8,844,172.97
	2021					84,647,897.34	-----	-----	7,140,759.69	-----	77,507,137.65
	2020-2021					5,482,066.32	-----	-----	70,174.49	-----	5,411,891.83
	2020					29,420,252.34	-----	-----	2,707,001.27	-----	26,713,251.07
	2019-2020					7,346,402.14	-----	-----	39,097.11	-----	7,307,305.03
	2019					42,521,960.49	-----	-----	217,291.49	42,304,669.00	-----

Footnotes at End of Chapter

Appropriations, Outlays, and Balances - Continued

Appropriation or Fund Account  Title	Account Symbol				Balances, Beginning of Fiscal Year	Appropriations and Other Obligational Authority <sup>1</sup>	Transfers Borrowings and Investment (Net) <sup>2</sup>	Outlays (Net)	Balances Withdrawn and Other Transactions <sup>3</sup>	Balances, End of Fiscal Year
	Period of Availability	ATA	AID	MAIN SUB						
	2018-2019				17,185,406.09	-----	-----	1,037,027.32	16,148,378.77	-----
	No Year				8,751,413.82	-----	-----	87,950.87	-----	8,663,462.95
	Subtotal		072	1000	000	1,184,608,334.30	1,734,000,000.00	1,838,485,162.28	58,453,047.77	1,021,670,124.25
Operating Expenses of the United States Agency for International Development, Office of Inspector General, Funds Appropriated to the President Fund Resources:										
Undisbursed Funds	2024-2025		072	1007	000	-----	22,500,000.00	765.97	-----	22,499,234.03
	2024					-----	76,000,000.00	50,471,604.04	-----	25,528,395.96
	2023-2024					15,416,796.57	-----	921,208.32	-----	964,217.30
	2022-2024					1,448,527.23	-----	-----	-----	107,030.69
	2023					28,025,893.58	-----	-921,208.32	-----	7,719,797.70
	2022-2023					98,549.45	-----	-----	-----	39,973.83
	2022					9,252,926.44	-----	-----	-----	5,419,559.97
	2021-2022					7,154.73	-----	-----	-----	7,154.73
	2020-2022					186,218.60	-----	-----	-----	186,218.60
	2021					3,003,166.11	-----	-----	-----	2,721,574.80
	2020-2021					262,141.39	-----	-----	-----	262,141.39
	2020					6,138,522.35	-----	-----	-----	6,108,960.19
	2019-2020					427,921.33	-----	-----	-----	427,921.33
	2019					7,206,501.68	-----	-----	-----	-----
	2018-2019					200,898.26	-----	-----	-----	7,422,391.50
	No Year					943,763.10	-----	-----	-----	201,039.00
	Subtotal		072	1007	000	72,618,980.82	98,500,000.00	90,581,277.66	7,623,430.50	72,914,272.66
Assistance for Eastern Europe and the Baltic States, Funds Appropriated to the President Fund Resources:										
Undisbursed Funds	No Year		072	1010	000	2,327,212.93	-----	-----	-----	2,236,665.59
Transfer To:										
State	No Year	019	072	1010	000	447,858.04	-----	-----	-----	447,858.04
	Subtotal		072	1010	000	2,775,070.97	-----	-----	-----	2,684,523.63
Sahel Development Program, Funds Appropriated to the President Fund Resources:										
Undisbursed Funds	No Year		072	1012	000	605,829.75	-----	-----	-----	605,829.75
Sub-Saharan Africa, Development Assistance, Funds Appropriated to the President Fund Resources:										
Undisbursed Funds	No Year		072	1014	000	4,694,887.63	-----	-3,300,000.00	-----	1,394,887.63
Transfer To:										
Department of State	No Year	019	072	1014	000	-----	-----	3,300,000.00	-----	3,300,000.00
	Subtotal		072	1014	000	4,694,887.63	-----	-----	-----	4,694,887.63

Footnotes at End of Chapter

## Appropriations, Outlays, and Balances - Continued

Appropriation or Fund Account  Title	Account Symbol				Balances, Beginning of Fiscal Year	Appropriations and Other Obligational Authority <sup>1</sup>	Transfers Borrowings and Investment (Net) <sup>2</sup>	Outlays (Net)	Balances Withdrawn and Other Transactions <sup>3</sup>	Balances, End of Fiscal Year
	Period of Availability	ATA	AID	MAIN						
Development Assistance, Agency for International Development, Funds Appropriated to the President Fund Resources:										
Undisbursed Funds	2023-2027		072	1021	000	-----	80,000,000.00	-----	-----	80,000,000.00
	2022-2027					-----	3,629,633,459.14	1,205,294,388.02	-----	2,424,339,071.12
	2019-2027					-----	20,445,890.46	10,458,341.26	-----	9,987,549.20
	2022-2026					67,400,000.00	-----	18,153.14	-----	67,381,846.86
	2021-2026					2,072,046,707.44	-----	1,047,751,654.85	-----	1,024,295,052.59
	2020-2026					58,659.00	-----	-----	-----	58,659.00
	2018-2026					13,645,239.03	-----	5,843,205.90	-----	7,802,033.13
	2024-2025					-----	3,931,000,000.00	-----	-----	3,931,000,000.00
	2023-2025					-----	-----	49,373,282.00	-----	49,373,282.00
	2021-2025					53,671,173.02	-----	4,729,749.07	-----	48,941,423.95
	2020-2025					1,004,023,686.32	-----	542,231,096.74	-----	461,792,589.58
	2017-2025					11,272,260.68	-----	4,497,645.98	-----	6,774,614.70
	2023-2024					4,368,613,000.00	-----	-134,503,282.00	321,075,846.32	3,913,033,871.68
	2022-2024					45,050,000.00	-----	4,848,556.18	-----	40,201,443.82
	2020-2024					43,829,013.83	-----	7,657,357.12	-----	36,171,656.71
	2019-2024					380,096,609.33	-----	209,765,371.57	-----	170,331,237.76
	2016-2024					16,550,351.24	-----	6,814,729.06	-----	9,735,622.18
	2022-2023					3,629,654,603.14	-----	-3,629,633,459.14	-1,619,161.23	1,640,305.23
	2019-2023					20,445,890.46	-----	-20,445,890.46	-20,000.00	20,000.00
	2018-2023					168,889,877.98	-----	-----	94,756,757.32	74,133,120.66
	2015-2023					2,948,769.24	-----	-----	1,317,606.84	1,631,162.40
	2021-2022					237,065.58	-----	-----	134,220.23	102,845.35
	2020-2022					-----	-----	-----	-38,880.00	38,880.00
	2017-2022					71,303,839.75	-----	-----	30,469,634.08	40,834,205.67
	2020-2021					1,265,462.32	-----	-----	825,227.71	440,234.61
	2017-2021					4,385.05	-----	-----	-37,236.20	41,621.25
	2016-2021					85,117,180.17	-----	-----	35,530,098.23	49,587,081.94
	2019-2020					882,028.76	-----	-----	335,788.01	546,240.75
	2016-2020					154,408.67	-----	-----	-2,474.08	156,882.75
	2015-2020					21,446,525.58	-----	-----	7,485,697.63	13,960,827.95
	2014-2020					869,609.78	-----	-----	510,896.05	358,713.73
	2018-2019					604,545.47	-----	746,689.24	599,310.50	751,924.21
	2015-2019					7,362.41	-----	-----	-----	7,362.41
	2014-2019					16,401,859.04	-----	-----	4,328,256.16	12,073,602.88
	No Year					15,363,795.64	-----	-----	354,207.43	15,009,588.21
Transfer To:										
Agriculture	2019-2020	012	072	1021	000	546,009.83	-----	-----	308,229.19	237,780.64
	2018-2019					334,373.09	-----	-162,510.68	171,862.41	-----

Footnotes at End of Chapter

Appropriations, Outlays, and Balances - Continued

Appropriation or Fund Account  Title	Account Symbol					Balances, Beginning of Fiscal Year	Appropriations and Other Obligational Authority <sup>1</sup>	Transfers Borrowings and Investment (Net) <sup>2</sup>	Outlays (Net)	Balances Withdrawn and Other Transactions <sup>3</sup>	Balances, End of Fiscal Year
	Period of Availability	ATA	AID	MAIN	SUB						
State	2023-2024	019	072	1021	000	-----	-----	130,000.00	14,020.80	-----	115,979.20
	2022-2023					3,139,264.73	-----	-----	514,313.32	-----	2,624,951.41
	2018-2023					235,517.50	-----	-----	235,205.00	-----	312.50
	2021-2022					9,876,235.14	-----	-----	3,251,425.02	-----	6,624,810.12
	2020-2021					577,108.06	-----	-----	474,722.24	-----	102,385.82
	2019-2020					429,627.51	-----	-----	130,182.57	-----	299,444.94
	2018-2019					584,178.56	-----	-584,178.56	-----	-----	-----
	No Year					216,122.36	-----	-----	-----	-----	216,122.36
	Subtotal		072	1021	000	12,127,792,345.71	3,931,000,000.00	-5,000,000.00	3,551,016,004.44	12,832,889.50	12,489,943,451.77
Food and Nutrition, Development Assistance, Economic Assistance, Funds Appropriated to the President Fund Resources:											
Undisbursed Funds	No Year		072	1023	000	2,767,500.48	-----	-----	1,212.36	-----	2,766,288.12
Population Planning and Health, Development Assistance, Economic Assistance, Funds Appropriated to the President Fund Resources:											
Undisbursed Funds	No Year		072	1024	000	272,441.82	-----	-----	-----	-----	272,441.82
Education and Human Resources Development, Development Assistance, Economic Assistance, Funds Appropriated to the President Fund Resources:											
Undisbursed Funds	No Year		072	1025	000	2,649,022.09	-----	-----	-----	-----	2,649,022.09
Transition Initiatives, International Assistance Program, Agency for International Development Fund Resources:											
Undisbursed Funds	No Year		072	1027	000	259,188,170.47	100,000,000.00	-----	178,053,524.97	-----	181,134,645.50
HIV/AIDS Working Capital Fund, Agency for International Development Fund Resources:											
Undisbursed Funds	No Year		072	1033	000	767,417,470.16	-----	-----	-688,145,554.61	-----	1,455,563,024.77
International Disaster Assistance, Funds Appropriated to the President, US Agency for International Development Fund Resources:											
Undisbursed Funds	No Year		072	1035	000	7,387,454,628.64	10,584,000,000.00	-----	6,390,386,017.74	-----	11,581,068,610.90
Transfer To:											
Justice	No Year	015	072	1035	001	-141,446.40	-----	-----	-141,446.40	-----	-----
Subtotal			072	1035	000	7,387,313,182.24	10,584,000,000.00	-----	6,390,244,571.34	-----	11,581,068,610.90
Sub-Saharan Africa Disaster Assistance, Funds Appropriated to the President Fund Resources:											
Undisbursed Funds	No Year		072	1040	000	81,817.60	-----	-----	-----	-----	81,817.60
Assistance for the Independent States of the Former Soviet Union, Funds Appropriated to the President, United Agency for International Development Fund Resources:											
Undisbursed Funds	No Year		072	1093	000	5,364,000.63	-----	-----	114,446.98	-----	5,249,553.65
Transfer To:											

Footnotes at End of Chapter



## Appropriations, Outlays, and Balances - Continued

Appropriation or Fund Account  Title	Account Symbol				Balances, Beginning of Fiscal Year	Appropriations and Other Obligational Authority <sup>1</sup>	Transfers Borrowings and Investment (Net) <sup>2</sup>	Outlays (Net)	Balances Withdrawn and Other Transactions <sup>3</sup>	Balances, End of Fiscal Year	
	Period of Availability	ATA	AID	MAIN							SUB
State	No Year	019	072	1093	000	1,059,345.43	-----	-----	-----	1,059,345.43	
	Subtotal		072	1093	000	6,423,346.06	-----	114,446.98	-----	6,308,899.08	
Child Survival and Health Programs Fund, United States Agency for International Development Fund Resources:											
Undisbursed Funds	No Year		072	1095	000	36,743,086.28	-----	1,755.07	-----	36,741,331.21	
<b>Special Fund Accounts</b>											
Loan Guarantees to Israel Program, Reimbursements of Administrative Expenses, Agency for International Development Fund Resources:											
Undisbursed Funds	No Year		072	5318	000	27,000.00	-----	-----	-----	27,000.00	
<b>Public Enterprise Funds</b>											
Property Management Fund, Agency for International Development Fund Resources:											
Undisbursed Funds	No Year		072	4175	000	17,429,459.52	-----	640,483.07	-----	16,788,976.45	
<b>Intragovernmental Funds</b>											
Working Capital Fund, International Assistance Program Fund Resources:											
Undisbursed Funds	No Year		072	4513	000	20,179,929.74	-----	-17,293,364.49	-----	37,473,294.23	
Acquisition of Property Revolving Fund, Agency for International Development Fund Resources:											
Undisbursed Funds	No Year		072	4590	000	46,299.08	-----	-----	-----	46,299.08	
<b>Trust Fund Accounts</b>											
Foreign National Employees Separation Liability Fund, Agency for International Development Fund Resources:											
Undisbursed Funds	No Year		072	8342	000	67,961,135.38	9,142,467.98	-----	4,633,642.06	-----	72,469,961.30
Technical Assistance, United States Dollars Advanced from Foreign Governments, Agency for International Development Fund Resources:											
Undisbursed Funds	No Year		072	8502	000	5,130,411.32	39,058,520.59	-----	36,257,137.25	-----	7,931,794.66
Gifts and Donations, Agency for International Development Fund Resources:											
Undisbursed Funds	No Year		072	8824	000	97,885,266.56	56,335,500.90	-----	39,792,534.23	-----	114,428,233.23
<b>Deductions for Offsetting Receipts</b>											
Proprietary Receipts from the Public						-----	-399,792,857.31	-----	-399,792,857.31	-----	-----
Intrabudgetary Receipts Deducted by Agency						-----	-10,561,906.20	-----	-10,561,906.20	-----	-----
Total Offsetting Receipts						- 0 -	-410,354,763.51	-----	-410,354,763.51	-----	- 0 -
Total, Agency for International Development						24,522,985,181.58	18,768,396,996.96	1,696,493.00	12,194,660,703.60	83,084,714.54	31,015,333,253.40

Footnotes at End of Chapter

Appropriations, Outlays, and Balances - Continued

Appropriation or Fund Account  Title	Account Symbol				Balances, Beginning of Fiscal Year	Appropriations and Other Obligational Authority <sup>1</sup>	Transfers Borrowings and Investment (Net) <sup>2</sup>	Outlays (Net)	Balances Withdrawn and Other Transactions <sup>3</sup>	Balances, End of Fiscal Year
	Period of Availability	ATA	AID	MAIN SUB						
<b>Overseas Private Investment Corporation</b>										
<b>General Fund Accounts</b>										
Program Account, United States International Development Finance Corporation										
Fund Resources:										
Undisbursed Funds	2018-2020		071	0100	000	7,463,562.58	-----	-----	-----	7,463,562.58
	2017-2019					5,991,950.94	-----	122,850.00	-----	<sup>7</sup> 5,869,100.94
	2016-2018					7,069,729.49	-----	65,500.00	-----	<sup>8</sup> 7,004,229.49
	2015-2017					7,112,440.72	-----	308,924.49	-----	<sup>9</sup> 6,803,516.23
	2014-2016					11,661,660.40	-----	-----	-----	-----
	Subtotal		071	0100	000	39,299,344.13	-----	-11,661,660.40	-----	27,140,409.24
Total, Overseas Private Investment Corporation						39,299,344.13	-----	-11,661,660.40	-----	27,140,409.24
<b>Trade and Development Agency</b>										
<b>General Fund Accounts</b>										
Trade and Development Agency, Funds Appropriated to the President										
Fund Resources:										
Undisbursed Funds	2021-2029		011	1001	000	-----	-----	-282.00	-----	282.00
	2019-2029					-----	-----	-1,000,000.00	-----	1,000,000.00
	2023-2028					-----	-----	-2,244,613.00	-----	2,244,613.00
	2022-2028					-----	-----	-6,000,000.00	-----	6,000,000.00
	2020-2028					-----	-----	-2,887,215.50	-----	2,887,215.50
	2023-2027					-----	-----	-8,050,000.00	-----	8,050,000.00
	2017-2026					-----	-----	-1,506.80	-----	1,506.80
	2024-2025					-----	87,000,000.00	17,707,396.14	-----	69,292,603.86
	2023-2024					72,386,437.02	-----	26,072,687.01	-----	46,313,750.01
	2022-2024					-----	-----	-448,286.96	-----	448,286.96
	2020-2024					-----	-----	-1,441,950.61	-----	1,441,950.61
	2019-2024					-----	-----	-----	11,091,680.00	11,091,680.00
	2022-2023					51,383,279.41	-----	20,829,514.96	-----	30,553,764.45
	2018-2023					10,492,990.00	-----	1,826,001.99	-----	8,666,988.01
	2021-2022					36,096,665.95	-----	8,777,255.52	-----	27,319,410.43
	2017-2022					3,285,440.10	-----	1,043,495.50	-----	2,241,944.60
	2020-2021					25,169,038.04	-----	7,830,386.64	-----	17,338,651.40
	2019-2020					22,045,440.66	-----	-11,091,680.00	-----	8,226,339.63
	2015-2020					2,953,545.00	-----	-----	-----	2,953,545.00
	2018-2019					10,546,087.26	-----	1,646,935.36	8,899,151.90	-----
	2014-2019					1,601,160.36	-----	-----	1,601,160.36	-----
	No Year					475,959.08	-----	-----	-----	475,959.08

Footnotes at End of Chapter

## Appropriations, Outlays, and Balances - Continued

Appropriation or Fund Account  Title	Account Symbol				Balances, Beginning of Fiscal Year	Appropriations and Other Obligational Authority <sup>1</sup>	Transfers Borrowings and Investment (Net) <sup>2</sup>	Outlays (Net)	Balances Withdrawn and Other Transactions <sup>3</sup>	Balances, End of Fiscal Year	
	Period of Availability	ATA	AID	MAIN							SUB
Total, Trade and Development Agency	Subtotal		011	1001	000	236,436,042.88	87,000,000.00	-----	66,387,239.28	10,500,312.26	246,548,491.34
						236,436,042.88	87,000,000.00	-----	66,387,239.28	10,500,312.26	246,548,491.34
<b>Peace Corps</b>											
<b>General Fund Accounts</b>											
Operating Expenses, Peace Corps, Funds Appropriated to the President											
Fund Resources:											
Undisbursed Funds											
	2024-2025		011	0100	000	-----	430,500,000.00	-----	323,437,056.44	-----	107,062,943.56
	2023-2024					162,819,467.09	-----	-----	144,701,039.48	-----	18,118,427.61
	2022-2023					10,409,232.85	-----	-----	6,079,334.54	-----	4,329,898.31
	2021-2022					5,181,536.16	-----	-----	69,667.04	-----	5,111,869.12
	2020-2022					4,304,521.79	-----	-----	3,374,264.80	-----	930,256.99
	2020-2021					5,249,606.79	-----	-----	678.00	-----	5,248,928.79
	2019-2020					4,648,199.21	-----	-----	297.07	-----	4,647,902.14
	2018-2019					2,851,078.99	-----	-----	-8,409.23	2,859,488.22	-----
	No Year					10,235.65	-----	-----	248.00	-----	9,987.65
	Subtotal		011	0100	000	195,473,878.53	430,500,000.00	-----	477,654,176.14	2,859,488.22	145,460,214.17
Foreign Currency Fluctuations, Peace Corps											
Fund Resources:											
Undisbursed Funds											
	No Year		011	0101	000	5,000,000.00	-----	-----	-----	-----	5,000,000.00
<b>Special Fund Accounts</b>											
Host Country Resident Contractors Separation Liability Fund, Peace Corps											
Fund Resources:											
Undisbursed Funds											
	No Year		011	5395	000	39,316,943.03	3,000,000.00	-----	7,057,632.96	-----	35,259,310.07
<b>Trust Fund Accounts</b>											
Gifts and Contributions, Peace Corps											
Fund Resources:											
Undisbursed Funds											
	No Year		011	8245	000	3,543,919.39	1,434,348.03	-----	893,550.16	-----	4,084,717.26
Foreign Service National Separation Liability Trust Fund, Peace Corps											
Fund Resources:											
Undisbursed Funds											
	No Year		011	8345	000	2,216,478.67	-----	-----	131,460.49	-----	2,085,018.18
<b>Deductions for Offsetting Receipts</b>											
Proprietary Receipts from the Public											
						-----	-1,559,329.89	-----	-1,559,329.89	-----	-----
Intrabudgetary Receipts Deducted by Agency											
						-----	-3,000,000.00	-----	-3,000,000.00	-----	-----
Total Offsetting Receipts											
						- 0 -	-4,559,329.89	-----	-4,559,329.89	-----	- 0 -
Total, Peace Corps											
						245,551,219.62	430,375,018.14	-----	481,177,489.86	2,859,488.22	191,889,259.68
<b>Inter-American Foundation</b>											
<b>General Fund Accounts</b>											

Footnotes at End of Chapter

Appropriations, Outlays, and Balances - Continued

Appropriation or Fund Account  Title	Account Symbol				Balances, Beginning of Fiscal Year	Appropriations and Other Obligational Authority <sup>1</sup>	Transfers Borrowings and Investment (Net) <sup>2</sup>	Outlays (Net)	Balances Withdrawn and Other Transactions <sup>3</sup>	Balances, End of Fiscal Year	
	Period of Availability	ATA	AID	MAIN							SUB
Inter-American Foundation Fund Resources: Undisbursed Funds	2024-2025		164	3100	000	----- 47,000,000.00	-----	16,851,867.56	-----	30,148,132.44	
	2023-2024					28,124,314.48	-----	15,736,129.37	-----	12,388,185.11	
	2022-2023					11,763,884.91	-----	7,368,034.04	-----	4,395,850.87	
	2021-2022					5,188,807.18	-----	2,560,477.51	-----	2,628,329.67	
	2020-2021					2,359,050.11	-----	866,166.42	-----	1,492,883.69	
	2019-2020					1,338,368.46	-----	211,707.16	-----	1,126,661.30	
	2018-2019					362,830.51	-----	20,000.00	342,830.51	-----	
	No Year					9,561,079.62	-----	1,030,174.34	-----	8,530,905.28	
	Subtotal		164	3100	000	58,698,335.27	-----	44,644,556.40	342,830.51	60,710,948.36	
<b>Trust Fund Accounts</b>											
Gifts, Donations and Contributions, Inter-American Foundation Fund Resources: Undisbursed Funds	No Year		164	8243	000	1,397,047.51	1,006,428.00	-----	346,448.50	-----	2,057,027.01
<b>Deductions for Offsetting Receipts</b>											
Proprietary Receipts from the Public						-----	-1,006,428.08	-----	-1,006,428.08	-----	-----
Total, Inter-American Foundation						60,095,382.78	46,999,999.92	-----	43,984,576.82	342,830.51	62,767,975.37
<b>African Development Foundation General Fund Accounts</b>											
African Development Foundation Fund Resources: Undisbursed Funds	2024-2025		166	0700	000	----- 45,000,000.00	-----	14,265,184.86	-----	30,734,815.14	
	2023-2024					32,525,731.25	-----	14,188,830.20	-----	18,336,901.05	
	2022-2023					9,680,797.31	-----	3,347,015.49	-----	6,333,781.82	
	2021-2022					3,152,656.92	-----	588,740.29	-----	2,563,916.63	
	2020-2021					1,768,029.18	-----	362,610.27	-----	1,405,418.91	
	2019-2020					1,471,035.83	-----	-38,725.49	-----	1,509,761.32	
	2018-2019					1,465,614.24	-----	52,900.62	1,412,713.62	-----	
	No Year					3,311,189.20	-----	511,010.55	-----	2,800,178.65	
	Subtotal		166	0700	000	53,375,053.93	45,000,000.00	-----	33,277,566.79	1,412,713.62	63,684,773.52
<b>Trust Fund Accounts</b>											
Gifts and Donations, African Development Foundation Fund Resources: Undisbursed Funds	No Year		166	8239	000	3,003,208.38	2,120,950.71	-741,465.87	2,706,093.64	-----	1,676,599.58
Funds Held Outside the Treasury						9,725,510.84	-----	741,465.87	-----	-----	10,466,976.71
	Subtotal		166	8239	000	12,728,719.22	2,120,950.71	-----	2,706,093.64	-----	12,143,576.29
<b>Deductions for Offsetting Receipts</b>											
Proprietary Receipts from the Public						-----	-2,121,041.73	-----	-2,121,041.73	-----	-----

Footnotes at End of Chapter

## Appropriations, Outlays, and Balances - Continued

Appropriation or Fund Account  Title	Account Symbol					Balances, Beginning of Fiscal Year	Appropriations and Other Obligational Authority <sup>1</sup>	Transfers Borrowings and Investment (Net) <sup>2</sup>	Outlays (Net)	Balances Withdrawn and Other Transactions <sup>3</sup>	Balances, End of Fiscal Year
	Period of Availability	ATA	AID	MAIN	SUB						
Total, African Development Foundation						66,103,773.15	44,999,908.98	-----	33,862,618.70	1,412,713.62	75,828,349.81
<b>International Monetary Programs</b>											
<b>General Fund Accounts</b>											
United States Quota, International Monetary Fund, Treasury Fund Resources:											
Undisbursed Funds	No Year		020	0003	000	-----	-----	1,696,620,200.80	-----	1,696,620,200.80	-----
Transfer To:											
Treasury	No Year	020	020	0003	000	78,672,180,945.77	-----	-1,696,620,200.80	-----	-4,236,000,000.00	81,211,560,744.97
Treasury	No Year					31,970,080,791.01	-----	-----	-----	3,237,168,839.98	28,732,911,951.03
Subtotal			020	0003	000	110,642,261,736.78	-----	-----	-----	697,789,040.78	109,944,472,696.00
Contributions to the International Monetary Fund Facilities and Trust Funds, Treasury Fund Resources:											
Undisbursed Funds	2022-2032		020	1699	000	32,000,000.00	-----	-----	-----	-----	32,000,000.00
	2023-2031					20,000,000.00	-----	-----	-----	-----	20,000,000.00
	Subtotal		020	1699	000	52,000,000.00	-----	-----	-----	-----	52,000,000.00
Total, International Monetary Programs						110,694,261,736.78	-----	-----	-----	697,789,040.78	109,996,472,696.00
<b>Military Sales Program</b>											
<b>Public Enterprise Funds</b>											
Special Defense Acquisition Fund, Funds Appropriated to the President Fund Resources:											
Undisbursed Funds	No Year		011	4116	000	* 9,234,580.02	-----	-28,870,174.84	-115,047,438.49	-----	95,411,843.67
Transfer To:											
Defense	2023-2025	097	011	4116	000	-----	-----	38,959,749.00	1,079,184.15	-----	37,880,564.85
	2022-2024					146,031,778.34	-----	7,106,526.41	35,416,396.48	-----	117,721,908.27
	2021-2023					206,343,048.50	-----	-120,055.78	54,697,071.15	-----	151,525,921.57
	2020-2022					61,370,007.95	-----	-----	25,107,686.10	-----	36,262,321.85
	2019-2021					23,100,148.12	-----	-----	13,568,512.63	-----	9,531,635.49
	2018-2020					4,948,927.37	-----	-----	-3,131,988.42	-----	8,080,915.79
	2017-2019					3,971,606.73	-----	-2,824,782.15	1,146,824.58	-----	-----
	No Year					408,463.00	-----	-14,251,262.64	-21,821,601.93	-----	7,978,802.29
	Subtotal		011	4116	000	455,408,560.03	-----	-----	-8,985,353.75	-----	464,393,913.78
<b>Trust Fund Accounts</b>											
Advances, Foreign Military Sales, Funds Appropriated to the President Fund Resources:											
Undisbursed Funds	No Year		011	8242	000	* 51,259,358,680.14	52,078,615,506.23	-----	48,726,085,542.34	-----	54,611,888,644.03
Unfunded Contract Authority						* 244,406,442,192.03	* 55,923,828,338.21	-----	-----	-----	300,330,270,530.24
	Subtotal		011	8242	000	295,665,800,872.17	108,002,443,844.44	-----	48,726,085,542.34	-----	354,942,159,174.27
<b>Deductions for Offsetting Receipts</b>											
Proprietary Receipts from the Public						-----	-52,078,615,506.23	-----	-52,078,615,506.23	-----	-----

Footnotes at End of Chapter

Appropriations, Outlays, and Balances - Continued

Appropriation or Fund Account  Title	Account Symbol				Balances, Beginning of Fiscal Year	Appropriations and Other Obligational Authority <sup>1</sup>	Transfers Borrowings and Investment (Net) <sup>2</sup>	Outlays (Net)	Balances Withdrawn and Other Transactions <sup>3</sup>	Balances, End of Fiscal Year
	Period of Availability	ATA	AID	MAIN						
Total, Military Sales Program					296,121,209,432.20	55,923,828,338.21	-----	-3,361,515,317.64	-----	355,406,553,088.05
<b>United States International Development Finance Corporation</b>										
<b>General Fund Accounts</b>										
Program Account, United States International Development Finance Corporation										
Fund Resources:										
Undisbursed Funds	2022-2028		077	0110	000	584,500.00	-----	84,500.00	-----	669,000.00
	2021-2027					5,804,864.14	-----	282,104.20	-----	6,086,968.34
	2024-2026					-----	-----	-140,660,116.21	-----	140,660,116.21
	2020-2026					18,449,889.03	-----	9,196,051.08	4,438.54	27,641,501.57
	2023-2025					258,069,952.14	474,830,957.10	91,100,000.00	485,968,541.97	338,032,367.27
	2022-2024					56,234,559.57	-----	-84,500.00	10,629,907.91	45,520,151.66
	2021-2023					30,272,148.10	-----	-282,104.20	8,961,612.11	21,028,431.79
	2020-2023					956.37	-----	-----	-----	956.37
	2020-2022					77,248,998.88	-----	-9,196,051.08	12,341,373.18	55,711,574.62
	2019-2021					8,651,442.41	-----	-----	309,722.60	8,341,719.81
	No Year					132,748.84	3,109,844.93	-----	3,109,844.93	132,748.84
	Subtotal		077	0110	000	455,450,059.48	477,940,802.03	91,100,000.00	380,665,325.03	643,825,536.48
Inspector General, United States International Development Finance Corporation										
Fund Resources:										
Undisbursed Funds	2022-2027		077	0111	000	202,265.46	-----	1,339.45	-----	203,604.91
	2021-2026					285,399.10	-----	-----	-----	285,399.10
	2024-2025					-----	7,200,000.00	-----	4,715,378.71	2,484,621.29
	2020-2025					324,032.94	-----	-----	232,580.00	91,452.94
	2023-2024					1,740,021.52	-----	-----	1,605,684.52	134,337.00
	2022-2023					50,961.47	-----	-1,339.45	14,104.55	35,517.47
	2021-2022					5,634.46	-----	-----	-----	5,634.46
	2020-2021					16,738.31	-----	-----	-----	16,738.31
	Subtotal		077	0111	000	2,625,053.26	7,200,000.00	-----	6,567,747.78	3,257,305.48
Program Account, Microenterprise and Small Enterprise Development, United States International Development Finance Corporation										
Fund Resources:										
Undisbursed Funds	No Year		077	0400	000	2,820,398.21	-----	-----	-----	2,820,398.21
Program Account, Urban and Environmental Credit, United States International Development Finance Corporation										
Fund Resources:										
Undisbursed Funds	No Year		077	0401	000	2,154,255.07	-----	-----	-----	2,154,255.07
<b>Public Enterprise Funds</b>										
Economic Assistance Loans Liquidating Account, United States										

Footnotes at End of Chapter

## Appropriations, Outlays, and Balances - Continued

Appropriation or Fund Account  Title	Account Symbol				Balances, Beginning of Fiscal Year	Appropriations and Other Obligational Authority <sup>1</sup>	Transfers Borrowings and Investment (Net) <sup>2</sup>	Outlays (Net)	Balances Withdrawn and Other Transactions <sup>3</sup>	Balances, End of Fiscal Year	
	Period of Availability	ATA	AID	MAIN							SUB
International Development Finance Corporation Fund Resources: Undisbursed Funds	No Year		077	4103	000	5,357,943.72	-----	-----	-26,131,203.33	<sup>9</sup> 26,473,586.97	5,015,560.08
Housing and Other Credit Guaranty Programs Liquidating Account, United States International Development Finance Corporation Fund Resources: Undisbursed Funds	No Year		077	4340	000	-----	2,900,000.00	-----	-8,246,451.28	<sup>9</sup> 10,491,207.70	655,243.58
Corporate Capital Account, United States International Development Finance Corporation Fund Resources: Undisbursed Funds	2022-2028		077	4483	000	7,768,362.76	-----	24,452,158.94	-----	-----	32,220,521.70
	2021-2027					2,189,435.11	-----	21,691,437.91	-----	-----	23,880,873.02
	2024-2026					-----	866,796,398.41	-----	135,647,491.78	-----	731,148,906.63
	2022-2026					1,000,000.00	-----	-----	-----	-----	1,000,000.00
	2020-2026					3,038,343.66	-----	2,582,813.67	-206,378.04	-----	5,827,535.37
	2023-2025					634,453,473.90	-----	-----	280,695,861.27	-----	353,757,612.63
	2021-2025					1,000,000.00	-----	-----	-----	-----	1,000,000.00
	2020-2025					-----	-----	-----	-395,054.28	-----	395,054.28
	2018-2025					-----	-----	255,146.97	-----	-----	255,146.97
	2022-2024					402,634,751.44	-----	-24,452,158.94	84,153,621.27	-----	<sup>11</sup> 294,028,971.23
	2021-2024					158,508.57	-----	-----	158,508.57	-----	-----
	2020-2024					1,000,000.00	-----	-----	244,826.25	-----	755,173.75
	2019-2024					33,670.54	-----	-----	7,428.89	-----	26,241.65
	2018-2024					316,029.78	-----	-----	293,862.40	-----	22,167.38
	2021-2023					276,615,530.64	-----	-21,691,437.91	55,407,074.85	-----	<sup>12</sup> 199,517,017.88
	2018-2023					473,970.21	-----	-255,146.97	94,251.82	-----	124,571.42
	2020-2022					40,765,341.56	-----	-2,582,813.67	-17,787,641.74	-----	<sup>13</sup> 55,970,169.63
	2019-2021					1,246,582.05	-----	-----	5,440.04	-----	1,241,142.01
	2015-2021					2,599.29	-----	-----	2,599.29	-----	-----
	2018-2019					834,164.00	-----	-----	333,026.00	501,138.00	-----
	No Year					38,247,997.26	-148,222,606.29	-23,500,890.35	-216,923,339.18	-----	83,447,839.80
Unrealized Discount on Investments						-203,764,129.44	-----	-349,237,852.56	-----	-----	-553,001,982.00
Investments in US Treasury Securities						6,368,483,047.82	-----	384,400,403.31	-----	-----	6,752,883,451.13
<b>Subtotal</b>			077	4483	000	7,576,497,679.15	718,573,792.12	11,661,660.40	321,731,579.19	501,138.00	7,984,500,414.48
<b>Deductions for Offsetting Receipts</b>											
Proprietary Receipts from the Public						-----	133,484,549.98	-----	-563,238,302.23	-----	-----
Total, United States International Development Finance Corporation						8,044,905,388.89	1,340,099,144.13	102,761,660.40	111,348,695.16	37,465,932.67	8,642,228,713.38
<b>Special Assistance Initiatives</b>											
<b>General Fund Accounts</b>											

Footnotes at End of Chapter

Appropriations, Outlays, and Balances - Continued

Appropriation or Fund Account  Title	Account Symbol				Balances, Beginning of Fiscal Year	Appropriations and Other Obligational Authority <sup>1</sup>	Transfers Borrowings and Investment (Net) <sup>2</sup>	Outlays (Net)	Balances Withdrawn and Other Transactions <sup>3</sup>	Balances, End of Fiscal Year	
	Period of Availability	ATA	AID	MAIN							SUB
Demobilization and Transition Fund, Funds Appropriated to the President Fund Resources:											
Undisbursed Funds	No Year		072	1500	000	87,327.23	-----	-----	-----	87,327.23	
Total, Special Assistance Initiatives						87,327.23	-----	-----	-----	87,327.23	
Total, International Assistance Programs						489,356,046,056.95	106,756,791,948.65	-58,020,140.00	35,794,368,622.53	1,139,481,962.37	558,337,976,457.80
<b>Memorandum</b>											
<b>Financing Accounts</b>											
<b>Public Enterprise Funds</b>											
Foreign Military Financing, Direct Loan Financing Account, Funds Appropriated to the President Fund Resources:											
Undisbursed Funds	No Year		011	4122	000	26,184,457.50	-----	1,441,310,627.01	-504,710,974.22	-----	1,972,206,058.73
Authority to Borrow from the Treasury						-----	7,910,721,820.02	-2,026,579,344.02	-----	-----	5,884,142,476.00
Subtotal			011	4122	000	26,184,457.50	7,910,721,820.02	-585,268,717.01	-504,710,974.22	-----	7,856,348,534.73
Military Debt Reduction Financing Account Fund Resources:											
Undisbursed Funds	No Year		011	4174	000	-----	-----	775,983.94	775,983.94	-----	-----
Authority to Borrow from the Treasury						-----	775,983.94	-775,983.94	-----	-----	-----
Subtotal			011	4174	000	- 0 -	775,983.94	-----	775,983.94	-----	- 0 -
Loan Guarantees to Israel Financing Account, Agency for International Development, Funds Appropriated to the President Fund Resources:											
Undisbursed Funds	No Year		072	4119	000	862,774,837.93	-----	-----	263,086,515.05	-----	599,688,322.88
MENA Loan Guarantee Financing Account, Funds Appropriated to the President, US Agency for International Development Fund Resources:											
Undisbursed Funds	No Year		072	4493	000	145,281,786.22	-----	-----	-27,107,087.05	-----	172,388,873.27
Debt Reduction Financing Account, United States International Development Finance Corporation Fund Resources:											
Undisbursed Funds	No Year		077	4137	000	174,814,464.29	-----	-----	-98,055,617.69	-----	272,870,081.98
Guaranteed Loan Financing Account, Urban and Environmental Credit, United States International Development Finance Corporation Fund Resources:											
Undisbursed Funds	No Year		077	4344	000	32,688,295.69	-----	-----	12,497,237.27	-----	20,191,058.42
U.S. International Development Finance Corporation Insurance of Debt Financing Account Fund Resources:											
Undisbursed Funds	No Year		077	4389	000	30,365,942.35	-----	-3,340,000.00	5,726,424.27	-----	21,299,518.08
Authority to Borrow from the Treasury						-----	6,557,000.00	-300,000.00	-----	-----	6,257,000.00
Subtotal			077	4389	000	30,365,942.35	6,557,000.00	-3,640,000.00	5,726,424.27	-----	27,556,518.08

Footnotes at End of Chapter



## Appropriations, Outlays, and Balances - Continued

Appropriation or Fund Account  Title	Account Symbol				Balances, Beginning of Fiscal Year	Appropriations and Other Obligational Authority <sup>1</sup>	Transfers Borrowings and Investment (Net) <sup>2</sup>	Outlays (Net)	Balances Withdrawn and Other Transactions <sup>3</sup>	Balances, End of Fiscal Year	
	Period of Availability	ATA	AID	MAIN							SUB
Direct Loan Financing Account, United States International Development Finance Corporation Fund Resources:											
Undisbursed Funds	No Year		077	4484	000	223,870,775.46	-----	1,867,682,612.86	1,649,269,557.16	-----	442,283,831.16
Authority to Borrow from the Treasury						9,767,546,026.06	7,131,934,715.80	-2,823,200,218.47	-----	1,193,887,137.05	12,882,393,386.34
Subtotal			077	4484	000	9,991,416,801.52	7,131,934,715.80	-955,517,605.61	1,649,269,557.16	1,193,887,137.05	13,324,677,217.50
Guaranteed Loan Financing Account, United States International Development Finance Corporation Fund Resources:											
Undisbursed Funds	No Year		077	4485	000	660,658,279.92	-----	-47,708,396.10	-346,978,005.48	-----	959,927,889.30
Authority to Borrow from the Treasury						-62,670,415.21	652,167,669.21	-507,278,918.85	-----	9,472,738.74	72,745,596.41
Subtotal			077	4485	000	597,987,864.71	652,167,669.21	-554,987,314.95	-346,978,005.48	9,472,738.74	1,032,673,485.71
Contributions to IMF Facilities and Trust Funds, Bureau of the Fiscal Service, Treasury Fund Resources:											
Authority to Borrow from the Treasury						-----	20,960,700,000.00	-----	-----	-----	20,960,700,000.00
Clean Technology Fund Loans Financing Account, Bureau of the Fiscal Service, Department of Treasury Fund Resources:											
Undisbursed Funds	No Year		020	4618	000	-----	-----	192,042,729.00	192,042,729.00	-----	-----
Authority to Borrow from the Treasury						1,186,059,126.58	201,594,846.44	-192,042,729.00	-----	-----	1,195,611,244.02
Subtotal			020	4618	000	1,186,059,126.58	201,594,846.44	-----	192,042,729.00	-----	1,195,611,244.02
Total, Financing Accounts						13,047,573,576.79	36,864,452,035.41	-2,099,413,637.57	1,146,546,762.25	1,203,359,875.79	45,462,705,336.59

Footnotes at End of Chapter

Footnotes

- 1 The amounts in this column, unless otherwise footnoted, represent appropriations, increases and rescissions in borrowing authority or new contract authority. Appropriation accounts with appropriation transfer activity are presented in Table 1 (Appropriations and Appropriation Transfers) at the end of this chapter.
- 2 The amounts in this column, unless otherwise footnoted, represent transfers - other than appropriation transfers, borrowings (gross), investments (net), unrealized discounts or funds held outside the Treasury.
- 3 The amounts in this column, unless otherwise footnoted, represent obligated balances canceled for fiscal year 2019 pursuant to 31 U.S.C. 1553 and adjustments to borrowing and contract authority.
- 4 The opening balance(s) of the following account(s) have been adjusted during the current fiscal year and do not agree with last year's closing balance(s):

<u>Account Symbol: (ATA, AID, POA, MAIN, SUB)</u>						<u>Adjustment</u>
019	011	2022-2024	1032	000	- Undi sbursed Funds	-\$2,127,889.00
021	011	2015-2019	1081	000	- Undi sbursed Funds	\$8,291.10
	011	X	4116	000	- Undi sbursed Funds	-\$530,824,336.60
	011	X	8242	000	- Undi sbursed Funds	-\$202,168,238.19
	011	X	8242	000	- Unfunded Contract Authority	-\$23,499,748.00

- 5 Subject to disposition by the administrative agency.
- 6 Represents capital transfer to miscellaneous receipts.
- 7 Pursuant to Public Law # 115-31, 131 Stat. 615, the balance for this account has been extended beyond the normal period of availability to liquidate obligations.
- 8 Pursuant to Public Law # 114-113, 129 Stat. 2732, the balance for this account has been extended beyond the normal period of availability to liquidate obligations.
- 9 Pursuant to Public Law # 42 U.S.C. 604(e), the balance for this account has been extended beyond the normal period of availability to liquidate obligations.
- 10 Represents \$106,197,921,500.72 and \$50,274,093,162.51, which are new contract authority and appropriations to liquidate, respectively.
- 11 Pursuant to Public Law # 117-103, 136 Stat. 589, the balance for this account has been extended beyond the normal period of availability to liquidate obligations.
- 12 Pursuant to Public Law # 116-260, 134 Stat. 1717, the balance for this account has been extended beyond the normal period of availability to liquidate obligations.
- 13 Pursuant to Public Law # 116-94, 133 Stat. 2840, the balance for this account has been extended beyond the normal period of availability to liquidate obligations.

## Appropriations, Outlays, and Balances - Continued

### Footnotes

Table 1 - Appropriations and Appropriation Transfers - International Assistance Programs

AID	ATA	Period of Availability	MAIN	Net Appropriations and Appropriation Transfers	Appropriation Amount	Net Appropriation Transfers	AID Involved	ATA Involved	Period of Availability Involved	MAIN Involved	Amount From or To (-)
011		24	1032	0.00	410,458,000.00	-410,458,000.00	011		2425	1032	-291,425,000.00
							011	019	24	1032	-119,033,000.00
011		2425	1032	2,500,000.00	10,000,000.00	-7,500,000.00	011		24	1032	291,425,000.00
							011	019	2425	1032	-298,925,000.00
011		2425	1075	0.00	970,000,000.00	-970,000,000.00	011		X	1075	-20,000,000.00
							011	019	2425	1075	-950,000,000.00
011		2425	1081	778,699.00	116,152,000.00	-115,373,301.00	011	097	2425	1081	-115,373,301.00
011		24	1082	0.00	6,133,397,000.00	-6,133,397,000.00	011		2425	1082	-1,472,000,000.00
							011	019	24	1082	-10,650,000.00
							011	097	24	1082	-4,650,747,000.00
011		2425	1082	3,069,000,000.00	7,100,000,000.00	-4,031,000,000.00	011		24	1082	1,472,000,000.00
							011		2425	1085	-60,000,000.00
							011	097	2425	1082	-5,443,000,000.00
011		2425	1085	60,000,000.00	0.00	60,000,000.00	011		2425	1082	60,000,000.00
019		X	1005	10,000.00	0.00	10,000.00	013		X	1006	10,000.00
019		24	1005	434,940,964.00	436,920,000.00	-1,979,036.00	019		2425	1031	-1,979,036.00
011	019	24	1032	119,033,000.00	0.00	119,033,000.00	011		24	1032	119,033,000.00
011	019	2425	1032	298,925,000.00	0.00	298,925,000.00	011		2425	1032	298,925,000.00
011	019	X	1075	20,000,000.00	0.00	20,000,000.00	011		X	1075	20,000,000.00
011	019	2425	1075	950,000,000.00	0.00	950,000,000.00	011		2425	1075	950,000,000.00
011	019	2428	1075	17,000,000.00	0.00	17,000,000.00	011		2428	1075	17,000,000.00
011	019	24	1082	10,650,000.00	0.00	10,650,000.00	011		24	1082	10,650,000.00
072	019	2428	1037	20,000,000.00	0.00	20,000,000.00	072		2428	1037	20,000,000.00
020		X	0074	0.00	2,334,287,670.17	-2,334,287,670.17	020	020	X	0074	-2,334,287,670.17
020		X	1045	40,000,000.00	38,000,000.00	2,000,000.00	020		X	1916	2,000,000.00
020		X	1916	48,000,000.00	50,000,000.00	-2,000,000.00	020		X	1045	-2,000,000.00
020	020	X	0074	2,334,287,670.17	0.00	2,334,287,670.17	020		X	0074	2,334,287,670.17
072		24	1000	1,598,000,000.00	1,695,000,000.00	-97,000,000.00	072		2425	1000	-97,000,000.00
072		2425	1000	136,000,000.00	39,000,000.00	97,000,000.00	072		24	1000	97,000,000.00
072		24	1007	76,000,000.00	85,500,000.00	-9,500,000.00	072		2425	1007	-9,500,000.00
072		2425	1007	22,500,000.00	13,000,000.00	9,500,000.00	072		24	1007	9,500,000.00
072		X	1035	10,584,000,000.00	10,434,000,000.00	150,000,000.00	019		X	1143	150,000,000.00

**Footnotes**

**Table 1 - Appropriations and Appropriation Transfers - International Assistance Programs**

AID	ATA	Period of Availability	MAIN	Net Appropriations and Appropriation Transfers	Appropriation Amount	Net Appropriation Transfers	AID Involved	ATA Involved	Period of Availability Involved	MAIN Involved	Amount From or To (-)
072		2324	1037	15,000,000.00	0.00	15,000,000.00	097		24	0100	15,000,000.00
072		2428	1037	46,700,000.00	0.00	46,700,000.00	019		2428	1159	66,700,000.00
							072	019	2428	1037	-20,000,000.00
077		X	4483	-148,222,606.29	0.00	-148,222,606.29	077		2426	4483	-148,222,606.29
077		2426	4483	866,796,398.41	718,573,792.12	148,222,606.29	077		X	4483	148,222,606.29
011	097	2425	1081	115,373,301.00	0.00	115,373,301.00	011		2425	1081	115,373,301.00
011	097	24	1082	4,650,747,000.00	0.00	4,650,747,000.00	011		24	1082	4,650,747,000.00
011	097	2425	1082	5,443,000,000.00	0.00	5,443,000,000.00	011		2425	1082	5,443,000,000.00
<b>Total</b>				<b>30,831,019,426.29</b>	<b>30,584,288,462.29</b>	<b>246,730,964.00</b>					<b>246,730,964.00</b>

**This Page Left Blank Intentionally**

---

Appropriations, Outlays, and Balances - Continued

Appropriation or Fund Account  Title	Account Symbol				Balances, Beginning of Fiscal Year	Appropriations and Other Obligational Authority <sup>1</sup>	Transfers Borrowings and Investment (Net) <sup>2</sup>	Outlays (Net)	Balances Withdrawn and Other Transactions <sup>3</sup>	Balances, End of Fiscal Year	
	Period of Availability	ATA	AID	MAIN							SUB
<b>National Aeronautics and Space Administration</b>											
<b>General Fund Accounts</b>											
Office of Inspector General, National Aeronautics and Space Administration											
Fund Resources:											
Undisbursed Funds	2024-2025		080	0109	000	-----	500,000.00	-----	2,700.00	-----	497,300.00
	2024					-----	47,600,000.00	-----	41,724,985.24	-----	5,875,014.76
	2023-2024					-----		-----	341,237.60	-----	155,872.52
	2023					-----		-----	4,817,426.04	-----	755,260.11
	2022-2023					-----		-----	52,809.23	-----	31,819.13
	2022					-----		-----	15,899.94	-----	1,664,070.47
	2021-2022					-----		-----	12,676.53	-----	10,942.68
	2021					-----		-----	20,406.00	-----	1,756,208.09
	2020-2021					-----		-----	-----	-----	89,665.18
	2020					-----		-----	-----	-----	595,067.88
	2019-2020					-----		-----	-----	-----	15,883.82
	2019					-----		-----	-----	882,888.37	-----
	2018-2019					-----		-----	-----	63,948.22	-----
	Subtotal		080	0109	000	-----	48,100,000.00	-----	46,988,140.58	-----	946,836.59
						-----	11,282,081.81	-----		-----	11,447,104.64
Human Space Flight, National Aeronautics and Space Administration											
Fund Resources:											
Undisbursed Funds	2003-2005		080	0111	000	-----	-----	-----	-----	-----	<sup>4</sup> 458,170.36
	2003-2004					-----	-----	-----	148,793.38	-----	<sup>4</sup> 9,510,146.73
	2002-2004					-----	-----	-----	-----	-----	<sup>4</sup> 184,874.17
	Subtotal		080	0111	000	-----	-----	-----	148,793.38	-----	10,153,191.26
						-----	-----	-----	-----	-----	-----
Space Flight Capabilities, National Aeronautics and Space Administration											
Fund Resources:											
Undisbursed Funds	2024-2025		080	0115	000	-----	4,220,200,000.00	-----	2,014,777,404.21	-----	2,205,422,595.79
	2023-2024					-----	-----	-----	2,047,380,226.42	-----	82,597,463.09
	2022-2023					-----	-----	-----	41,581,006.37	-----	30,030,851.20
	2021-2022					-----	-----	-----	6,965,883.72	-----	28,603,372.26
	2020-2021					-----	-----	-----	313,864.41	-----	50,327,816.76
	2019-2020					-----	-----	-----	539,276.35	-----	4,669,003.05
	2018-2019					-----	-----	-----	228,280,736.45	-----	<sup>5</sup> 212,908,976.65
	2017-2018					-----	-----	-----	-22,762.97	-----	<sup>6</sup> 3,075,177.02
	2013-2014					-----	-----	-----	-----	-----	<sup>4</sup> 680,936.58
	2012-2013					-----	-----	-----	-----	-----	<sup>4</sup> 38,107.72
	2011-2012					-----	-----	-----	-----	-----	<sup>4</sup> 16,867,051.64
	2010-2011					-----	-----	-----	-1,325.50	-----	<sup>4</sup> 38,675.72
	2008-2010					-----	-----	-----	-----	-----	<sup>4</sup> 23,085.49

Footnotes at End of Chapter

## Appropriations, Outlays, and Balances - Continued

Appropriation or Fund Account  Title	Account Symbol				Balances, Beginning of Fiscal Year	Appropriations and Other Obligational Authority <sup>1</sup>	Transfers Borrowings and Investment (Net) <sup>2</sup>	Outlays (Net)	Balances Withdrawn and Other Transactions <sup>3</sup>	Balances, End of Fiscal Year	
	Period of Availability	ATA	AID	MAIN							SUB
	2008-2009				5,316,693.93	-----	-----	-----	-----	<sup>4</sup> 5,316,693.93	
	2007-2009				0.54	-----	-----	-----	-----	<sup>4</sup> 0.54	
	2007-2008				4,401,318.89	-----	-----	-130.53	-----	<sup>4</sup> 4,401,449.42	
	2006-2008				994,573.04	-----	-----	-----	-----	<sup>4</sup> 994,573.04	
	2006-2007				9,098,637.63	-----	-----	-----	-----	<sup>4</sup> 9,098,637.63	
	2005-2007				676,601.13	-----	-----	-----	-----	<sup>4</sup> 676,601.13	
	2005-2006				13,641,208.34	-----	-----	91,994.66	-----	<sup>4</sup> 13,549,213.68	
	2004-2006				291,685.19	-----	-----	-----	-----	<sup>4</sup> 291,685.19	
	2004-2005				18,320,933.27	-----	-----	-----	-----	<sup>4</sup> 18,320,933.27	
	No Year				1,588,889.10	-----	-----	16,700.27	-----	1,572,188.83	
	Subtotal		080	0115	000	2,809,227,963.49	4,220,200,000.00	-----	4,339,922,873.86	-----	2,689,505,089.63
Science, National Aeronautics and Space Administration Fund Resources:											
Undisbursed Funds	2024-2025		080	0120	000	-----	7,325,400,000.00	-----	2,765,461,791.21	-----	4,559,938,208.79
	2023-2024					4,923,029,916.49	-----	-----	3,957,152,450.67	-----	965,877,465.82
	2022-2023					982,904,101.54	-----	-----	763,042,284.09	-----	219,861,817.45
	2021-2022					207,554,393.07	-----	-----	135,245,082.23	-----	72,309,310.84
	2020-2021					88,482,125.39	-----	-----	51,298,593.82	-----	37,183,531.57
	2019-2020					58,853,321.44	-----	-----	28,172,385.34	-----	30,680,936.10
	2018-2019					32,414,250.96	-----	-----	5,348,585.85	27,065,665.11	-----
	No Year					124,376.20	-----	-----	-----	-----	124,376.20
	Subtotal		080	0120	000	6,293,362,485.09	7,325,400,000.00	-----	7,705,721,173.21	27,065,665.11	5,885,975,646.77
Safety, Security and Mission Services, National Aeronautics and Space Administration Fund Resources:											
Undisbursed Funds	2024-2026		080	0122	000	-----	-----	-----	-34,940,965.12	-----	34,940,965.12
	2024-2025					-----	3,126,500,000.00	-----	2,325,662,317.05	-----	800,837,682.95
	2023-2025					43,978,221.51	-----	-----	-1,262,619.03	-----	45,240,840.54
	2023-2024					734,753,602.95	-----	-----	632,977,153.47	-----	101,776,449.48
	2022-2024					31,758,872.86	-----	-----	10,974,341.45	-----	20,784,531.41
	2022-2023					121,513,738.39	-----	-----	91,043,450.40	-----	30,470,287.99
	2021-2023					18,600,219.97	-----	-----	12,287,895.34	-----	6,312,324.63
	2021-2022					25,366,959.73	-----	-----	12,853,040.09	-----	12,513,919.64
	2020-2022					28,383,959.46	-----	-----	21,004,430.63	-----	7,379,528.83
	2020-2021					16,181,233.48	-----	-----	2,457,967.30	-----	13,723,266.18
	2019-2021					3,953,496.77	-----	-----	2,303,384.51	-----	1,650,112.26
	2019-2020					6,459,458.53	-----	-----	1,762,034.53	-----	4,697,424.00
	2018-2020					5,126.24	-----	-----	-----	-----	5,126.24
	2018-2019					6,275,287.44	-----	-----	4,410,414.49	1,864,872.95	-----
	No Year					242,615,139.96	-----	4,457,325.00	17,764,098.97	-----	229,308,365.99

Footnotes at End of Chapter

Appropriations, Outlays, and Balances - Continued

Appropriation or Fund Account  Title	Account Symbol				Balances, Beginning of Fiscal Year	Appropriations and Other Obligational Authority <sup>1</sup>	Transfers Borrowings and Investment (Net) <sup>2</sup>	Outlays (Net)	Balances Withdrawn and Other Transactions <sup>3</sup>	Balances, End of Fiscal Year
	Period of Availability	ATA	AID	MAIN SUB						
Exploration, National Aeronautics and Space Administration Fund Resources:	Subtotal		080	0122 000	1,279,845,317.29	3,126,500,000.00	4,457,325.00	3,099,296,944.08	1,864,872.95	1,309,640,825.26
Undisbursed Funds	2024-2025		080	0124 000	-----	7,648,040,000.00	-----	3,997,256,655.61	-----	3,650,783,344.39
	2023-2024				3,423,343,938.75	-----	-----	3,097,809,812.47	-----	325,534,126.28
	2022-2023				114,900,109.14	-----	-----	87,060,393.18	-----	27,839,715.96
	2021-2022				25,331,892.92	-----	-----	16,300,814.49	-----	9,031,078.43
	2020-2021				12,577,974.88	-----	-----	3,824,694.50	-----	8,753,280.38
	2019-2020				10,592,358.79	-----	-----	463,188.22	-----	10,129,170.57
	2018-2019				5,301,702.87	-----	-----	447,970.76	4,853,732.11	-----
	2013-2014				1,728,148.90	-----	-----	-----	-----	<sup>7</sup> 1,728,148.90
	2012-2013				1,599,055.01	-----	-----	-----	-----	<sup>4</sup> 1,599,055.01
	2011-2012				265,571.47	-----	-----	-----	-----	<sup>4</sup> 265,571.47
	2010-2011				2,773,074.91	-----	-----	-----	-----	<sup>4</sup> 2,773,074.91
	No Year				412,523.78	-----	-----	91,079.31	-----	321,444.47
	Subtotal		080	0124 000	3,598,826,351.42	7,648,040,000.00	-----	7,203,254,608.54	4,853,732.11	4,038,758,010.77
Aeronautics, National Aeronautics and Space Administration Fund Resources:	2024-2025		080	0126 000	-----	935,000,000.00	-----	545,995,456.01	-----	389,004,543.99
Undisbursed Funds	2023-2024				411,025,156.53	-----	-----	326,949,633.93	-----	84,075,522.60
	2022-2023				82,223,655.33	-----	-----	61,628,352.37	-----	20,595,302.96
	2021-2022				15,086,134.27	-----	-----	8,889,699.50	-----	6,196,434.77
	2020-2021				5,464,549.09	-----	-----	1,004,009.90	-----	4,460,539.19
	2019-2020				5,262,053.21	-----	-----	1,876,212.39	-----	3,385,840.82
	2018-2019				3,579,521.02	-----	-----	183,945.32	3,395,575.70	-----
	Subtotal		080	0126 000	522,641,069.45	935,000,000.00	-----	946,527,309.42	3,395,575.70	507,718,184.33
Science, Technology, Engineering, and Mathematics Engagement, National Aeronautics and Space Administration Fund Resources:	2024-2025		080	0128 000	-----	143,000,000.00	-----	33,354,658.39	-----	109,645,341.61
Undisbursed Funds	2023-2024				112,583,455.81	-----	-----	64,797,458.62	-----	47,785,997.19
	2022-2023				51,137,174.06	-----	-----	34,265,026.42	-----	16,872,147.64
	2021-2022				14,964,509.10	-----	-----	8,668,093.63	-----	6,296,415.47
	2020-2021				5,376,734.30	-----	-----	2,691,192.66	-----	2,685,541.64
	2019-2020				4,518,785.94	-----	-----	1,285,353.70	-----	3,233,432.24
	2018-2019				1,511,615.96	-----	-----	294,990.07	1,216,625.89	-----
	Subtotal		080	0128 000	190,092,275.17	143,000,000.00	-----	145,356,773.49	1,216,625.89	186,518,875.79
Construction and Environmental Compliance and Restoration, National										

Footnotes at End of Chapter



## Appropriations, Outlays, and Balances - Continued

Appropriation or Fund Account	Account Symbol				Balances, Beginning of Fiscal Year	Appropriations and Other Obligational Authority <sup>1</sup>	Transfers Borrowings and Investment (Net) <sup>2</sup>	Outlays (Net)	Balances Withdrawn and Other Transactions <sup>3</sup>	Balances, End of Fiscal Year
Title	Period of Availability	ATA	AID	MAIN						
Aeronautics and Space Administration Fund Resources:										
Undisbursed Funds	2024-2029		080	0130	000	----- 326,260,000.00	-----	14,963,922.91	-----	311,296,077.09
	2024-2028					-----	-----	-18,340,440.46	-----	18,340,440.46
	2023-2028					363,510,207.93	-----	65,427,491.50	-----	298,082,716.43
	2023-2027					20,814,553.25	-----	7,379,884.21	-----	13,434,669.04
	2022-2027					316,126,757.57	-----	95,088,627.58	-----	221,038,129.99
	2022-2026					10,702,417.86	-----	6,302,233.82	-----	4,400,184.04
	2021-2026					192,867,998.71	-----	76,243,337.74	-----	116,624,660.97
	2021-2025					10,458,760.23	-----	3,289,780.72	-----	7,168,979.51
	2020-2025					106,464,601.30	-----	45,835,117.01	-----	60,629,484.29
	2020-2024					6,853,313.16	-----	3,690,460.45	-----	3,162,852.71
	2019-2024					32,436,898.84	-----	16,766,568.38	-----	15,670,330.46
	2019-2023					3,010,148.71	-----	2,516,401.63	-----	493,747.08
	2018-2023					29,001,150.62	-----	16,560,895.75	-----	12,440,254.87
	2018-2022					494,890.53	-----	494,890.53	-----	-----
	2017-2022					7,078,434.95	-----	2,977,012.64	-----	4,101,422.31
	2017-2021					21,153.00	-----	-----	-----	21,153.00
	2016-2021					6,208,448.02	-----	3,053,454.75	-----	3,154,993.27
	2016-2020					500.00	-----	500.00	-----	-----
	2015-2020					838,791.70	-----	96,575.20	-----	742,216.50
	2014-2019					3,867,852.49	-----	428,045.11	3,439,807.38	-----
	No Year					387,898,442.33	-----	27,456,353.00	-----	360,442,089.33
	Subtotal		080	0130	000	1,498,655,321.20	326,260,000.00	370,231,112.47	3,439,807.38	1,451,244,401.35
Space Technology, National Aeronautics and Space Administration Fund Resources:										
Undisbursed Funds	2024-2025		080	0131	000	----- 1,100,000,000.00	-----	461,648,231.97	-----	638,351,768.03
	2023-2024					684,335,099.62	-----	533,358,888.58	-----	150,976,211.04
	2022-2023					157,651,748.92	-----	111,225,332.48	-----	46,426,416.44
	2021-2022					37,671,335.20	-----	25,339,202.39	-----	12,332,132.81
	2020-2021					13,009,879.14	-----	6,570,686.23	-----	6,439,192.91
	2019-2020					12,257,749.42	-----	7,208,095.28	-----	5,049,654.14
	2018-2019					5,396,498.41	-----	606,529.31	4,789,969.10	-----
	No Year					7,430,000.11	-----	3,800,000.00	-----	3,630,000.11
	Subtotal		080	0131	000	917,752,310.82	1,100,000,000.00	1,149,756,966.24	4,789,969.10	863,205,375.48
<b>Intragovernmental Funds</b>										
Working Capital Fund, National Aeronautics and Space Administration Fund Resources:										
Undisbursed Funds	No Year		080	4546	000	214,650,102.18	2,500,000.00	10,986,299.08	-----	206,163,803.10

Footnotes at End of Chapter

Appropriations, Outlays, and Balances - Continued

Appropriation or Fund Account  Title	Account Symbol				Balances, Beginning of Fiscal Year	Appropriations and Other Obligational Authority <sup>1</sup>	Transfers Borrowings and Investment (Net) <sup>2</sup>	Outlays (Net)	Balances Withdrawn and Other Transactions <sup>3</sup>	Balances, End of Fiscal Year	
	Period of Availability	ATA	AID	MAIN							SUB
<b>Trust Fund Accounts</b>											
Endeavor Teacher Fellowship Trust Fund, National Aeronautics and Space Administration											
Fund Resources:											
Undisbursed Funds	No Year		080	8550	000	11,295.15	22,454.60	-23,426.20	-----	-----	10,323.55
Unrealized Discount on Investments						-11,295.15	-----	971.60	-----	-----	-10,323.55
Investments in US Treasury Securities						421,946.04	-----	22,454.60	-----	-----	444,400.64
Subtotal			080	8550	000	421,946.04	22,454.60	0.00	-----	-----	444,400.64
Science, Space and Technology Education Trust Fund, National Aeronautics and Space Administration											
Fund Resources:											
Undisbursed Funds	No Year		080	8978	000	688,274.96	686,957.68	-132,374.89	500,000.00	-----	742,857.75
Unrealized Discount on Investments						-680,226.02	-----	-16,732.07	-----	-----	-696,958.09
Investments in US Treasury Securities						15,067,212.28	-----	149,106.96	-----	-----	15,216,319.24
Subtotal			080	8978	000	15,075,261.22	686,957.68	0.00	500,000.00	-----	15,262,218.90
Gifts and Donations, National Aeronautics and Space Administration											
Fund Resources:											
Undisbursed Funds	No Year		080	8980	000	445,534.15	5.00	-----	328,844.43	-----	116,694.72
<b>Deductions for Offsetting Receipts</b>											
Proprietary Receipts from the Public						-----	-3,166,028.39	-----	-3,166,028.39	-----	-----
Intrabudgetary Receipts Deducted by Agency						-----	-1,046,792.91	-----	-1,046,792.91	-----	-----
Total, Offsetting Receipts						-----	-4,212,821.30	-----	-4,212,821.30	-----	-----
Total, National Aeronautics and Space Administration						17,362,580,003.97	24,871,496,595.98	4,457,325.00	25,014,807,017.48	47,573,084.83	17,176,153,822.64

Footnotes at End of Chapter

## Appropriations, Outlays, and Balances - Continued

---

### Footnotes

---

- 1 The amounts in this column, unless otherwise footnoted, represent appropriations, increases and rescissions in borrowing authority or new contract authority. Appropriation accounts with appropriation transfer activity are presented in Table 1 (Appropriations and Appropriation Transfers) at the end of this chapter.
- 2 The amounts in this column, unless otherwise footnoted, represent transfers - other than appropriation transfers, borrowings (gross), investments (net), unrealized discounts or funds held outside the Treasury.
- 3 The amounts in this column, unless otherwise footnoted, represent obligated balances canceled for fiscal year 2019 pursuant to 31 U.S.C. 1553 and adjustments to borrowing and contract authority.
- 4 Pursuant to Public Law # 114-113, 129 Stat. 2318, the balance for this account has been extended beyond the normal period of availability to liquidate obligations.
- 5 Pursuant to Public Law # 118-42, 138 Stat. 161, the balance for this account has been extended beyond the normal period of availability to liquidate obligations.
- 6 Pursuant to Public Law # 118-15, 137 Stat. 78, Sec. 122(a), the balance for this account has been extended beyond the normal period of availability to liquidate obligations.
- 7 Pursuant to Public Law # 109-102, 119 Stat. 2173, the balance for this account has been extended beyond the normal period of availability to liquidate obligations.

**Footnotes**

**Table 1 - Appropriations and Appropriation Transfers - National Aeronautics and Space Administration**

AID	ATA	Period of Availability	MAIN	Net Appropriations and Appropriation Transfers	Appropriation Amount	Net Appropriation Transfers	AID Involved	ATA Involved	Period of Availability Involved	MAIN Involved	Amount From or To (-)
080		24	0109	47,600,000.00	47,100,000.00	500,000.00	080		2425	0120	500,000.00
080		2425	0115	4,220,200,000.00	4,220,000,000.00	200,000.00	080		2429	0130	200,000.00
080		2425	0120	7,325,400,000.00	7,334,200,000.00	-8,800,000.00	080		24	0109	-500,000.00
							080		2429	0130	-8,300,000.00
080		2425	0122	3,126,500,000.00	3,129,000,000.00	-2,500,000.00	080		X	4546	-2,500,000.00
080		2425	0124	7,648,040,000.00	7,666,200,000.00	-18,160,000.00	080		2429	0130	-18,160,000.00
080		2429	0130	326,260,000.00	300,000,000.00	26,260,000.00	080		2425	0115	-200,000.00
							080		2425	0120	8,300,000.00
							080		2425	0124	18,160,000.00
080		X	4546	2,500,000.00	0.00	2,500,000.00	080		2425	0122	2,500,000.00
<b>Total</b>				<b>22,696,500,000.00</b>	<b>22,696,500,000.00</b>	<b>-----</b>					<b>-----</b>

**This Page Left Blank Intentionally**

---

Appropriations, Outlays, and Balances - Continued

Appropriation or Fund Account  Title	Account Symbol				Balances, Beginning of Fiscal Year	Appropriations and Other Obligational Authority <sup>1</sup>	Transfers Borrowings and Investment (Net) <sup>2</sup>	Outlays (Net)	Balances Withdrawn and Other Transactions <sup>3</sup>	Balances, End of Fiscal Year	
	Period of Availability	ATA	AID	MAIN SUB							
<b>National Science Foundation</b>											
<b>General Fund Accounts</b>											
Research and Related Activities, National Science Foundation											
Fund Resources:											
Undisbursed Funds	2024-2025		049	0100	000	-----	6,614,990,000.00	-----	809,966,667.85	-----	5,805,023,332.15
	2023-2024					6,545,436,270.49	-----	-22,989,192.00	2,260,429,610.83	-----	4,262,017,467.66
	2022-2023					3,767,203,475.12	-----	-----	1,692,142,924.44	-----	2,075,060,550.68
	2021-2022					2,218,614,823.98	-----	-----	1,108,671,529.90	-----	1,109,943,294.08
	2020-2021					1,000,604,523.82	-----	-----	551,869,605.68	-----	448,734,918.14
	2019-2020					481,321,606.98	-----	-----	274,996,058.56	-----	206,325,548.42
	2018-2019					174,290,431.51	-----	-----	103,169,576.96	71,120,854.55	-----
	No Year					701,824,793.33	561,510,000.00	-----	544,737,086.71	-----	718,597,706.62
	Subtotal		049	0100	000	14,889,295,925.23	7,176,500,000.00	-22,989,192.00	7,345,983,060.93	71,120,854.55	14,625,702,817.75
Education and Human Resources, National Science Foundation											
Fund Resources:											
Undisbursed Funds	2024-2025		049	0106	000	-----	1,172,000,000.00	-----	32,695,738.40	-----	1,139,304,261.60
	2023-2024					1,337,899,413.91	-----	-553,820.00	398,681,767.45	-----	938,663,826.46
	2022-2023					777,088,605.19	-----	-----	363,557,018.30	-----	413,531,586.89
	2021-2022					431,635,373.33	-----	-----	200,989,696.85	-----	230,645,676.48
	2020-2021					211,863,180.99	-----	-----	98,109,813.54	-----	113,753,367.45
	2019-2020					114,127,152.50	-----	-----	52,360,164.55	-----	61,766,987.95
	2018-2019					62,359,981.71	-----	-----	38,802,475.21	23,557,506.50	-----
	No Year					17,287,440.44	-----	-----	2,271,088.90	-----	15,016,351.54
	Subtotal		049	0106	000	2,952,261,148.07	1,172,000,000.00	-553,820.00	1,187,467,763.20	23,557,506.50	2,912,682,058.37
Creating Helpful Incentives to Produce Semiconductors (CHIPS) for											
America Workforce and Education Fund, National Science Foundation											
Fund Resources:											
Undisbursed Funds	No Year		049	0108	000	24,865,237.91	25,000,000.00	-----	3,377,205.35	-----	46,488,032.56
Agency Operations and Award Management, National Science Foundation											
Fund Resources:											
Undisbursed Funds	2024		049	0180	000	-----	448,000,000.00	-----	335,719,874.80	-----	112,280,125.20
	2023-2024					-----	-----	23,543,012.00	21,009,940.32	-----	2,533,071.68
	2023					117,948,362.19	-----	-----	105,922,488.67	-----	12,025,873.52
	2022-2023					32.37	-----	-----	-----	-----	32.37
	2022					8,959,453.32	-----	-----	1,829,534.62	-----	7,129,918.70
	2021-2022					119,582.20	-----	-----	-----	-----	119,582.20
	2021					3,407,549.81	-----	-----	81,344.72	-----	3,326,205.09
	2020-2021					172,150.77	-----	-----	-----	-----	172,150.77
	2020					3,197,299.13	-----	-----	-14,454.42	-----	3,211,753.55
	2019					3,124,801.29	-----	-----	-3,748.40	3,128,549.69	-----
	No Year					43,564.56	-----	-----	-----	-----	43,564.56

Footnotes at End of Chapter

## Appropriations, Outlays, and Balances - Continued

Appropriation or Fund Account  Title	Account Symbol				Balances, Beginning of Fiscal Year	Appropriations and Other Obligational Authority <sup>1</sup>	Transfers Borrowings and Investment (Net) <sup>2</sup>	Outlays (Net)	Balances Withdrawn and Other Transactions <sup>3</sup>	Balances, End of Fiscal Year	
	Period of Availability	ATA	AID	MAIN							SUB
	Subtotal		049	0180	000	136,972,795.64	448,000,000.00	23,543,012.00	464,544,980.31	3,128,549.69	140,842,277.64
Office of Inspector General, National Science Foundation Fund Resources:											
Undisbursed Funds	2024-2025		049	0300	000	-----	1,300,000.00	-----	-----	-----	1,300,000.00
	2024					-----	23,110,000.00	-----	20,679,921.23	-----	2,430,078.77
	2023-2024					400,000.00	-----	-----	75,817.96	-----	324,182.04
	2023					3,216,604.16	-----	-----	2,735,143.86	-----	481,460.30
	2022-2023					398,292.10	-----	-----	398,292.10	-----	-----
	2022					112,752.43	-----	-----	2,073.07	-----	110,679.36
	2021-2022					1,708.61	-----	-----	33.69	-----	1,674.92
	2021					290,109.45	-----	-----	-----	-----	290,109.45
	2020-2021					35,000.00	-----	-----	-----	-----	35,000.00
	2020					113,975.19	-----	-----	-----	-----	113,975.19
	2019-2020					24,341.25	-----	-----	-----	-----	24,341.25
	2019					100,533.10	-----	-----	-----	100,533.10	-----
	2018-2019					24,253.20	-----	-----	-----	24,253.20	-----
	Subtotal		049	0300	000	4,717,569.49	24,410,000.00	-----	23,891,281.91	124,786.30	5,111,501.28
Office of the National Science Board, National Science Foundation Fund Resources:											
Undisbursed Funds	2024		049	0350	000	-----	5,090,000.00	-----	4,182,021.82	-----	907,978.18
	2023					1,087,110.70	-----	-----	757,464.19	-----	329,646.51
	2022					295,659.94	-----	-----	70,786.99	-----	224,872.95
	2021					113,143.53	-----	-----	-----	-----	113,143.53
	2020					100,752.70	-----	-----	-----	-----	100,752.70
	2019					92,574.16	-----	-----	-----	92,574.16	-----
	Subtotal		049	0350	000	1,689,241.03	5,090,000.00	-----	5,010,273.00	92,574.16	1,676,393.87
Major Research Equipment and Facilities Construction, National Science Foundation Fund Resources:											
Undisbursed Funds	2021-2022		049	0551	000	15,091,291.29	-----	-----	1,040,362.29	-----	14,050,929.00
	No Year					821,051,730.28	234,000,000.00	-----	231,248,652.72	-----	823,803,077.56
	Subtotal		049	0551	000	836,143,021.57	234,000,000.00	-----	232,289,015.01	-----	837,854,006.56
<b>Special Fund Accounts</b>											
Salaries and Expenses, H-1B Funded, Education and Human Resources, National Science Foundation Fund Resources:											
Undisbursed Funds	No Year		049	5176	000	713,128,344.85	157,509,697.24	-----	160,848,999.29	-----	709,789,042.80
<b>Trust Fund Accounts</b>											

Footnotes at End of Chapter

**Appropriations, Outlays, and Balances - Continued**

Appropriation or Fund Account  Title	Account Symbol				Balances, Beginning of Fiscal Year	Appropriations and Other Obligational Authority <sup>1</sup>	Transfers Borrowings and Investment (Net) <sup>2</sup>	Outlays (Net)	Balances Withdrawn and Other Transactions <sup>3</sup>	Balances, End of Fiscal Year
	Period of Availability	ATA	AID	MAIN						
Donations, National Science Foundation Fund Resources: Undisbursed Funds	No Year		049	8960	000	63,112,260.19	30,869,633.67	----- 14,822,287.93	-----	79,159,605.93
<b>Deductions for Offsetting Receipts</b>										
Proprietary Receipts from the Public						----- -46,721,610.87	----- -46,721,610.87	----- -46,721,610.87	-----	-----
Total, Offsetting Receipts						----- -46,721,610.87	----- -46,721,610.87	----- -46,721,610.87	-----	-----
Total, National Science Foundation						19,622,185,543.98	9,226,657,720.04	----- 9,391,513,256.06	98,024,271.20	19,359,305,736.76

Footnotes at End of Chapter



## Appropriations, Outlays, and Balances - Continued

---

### Footnotes

---

- 1 The amounts in this column, unless otherwise footnoted, represent appropriations, increases and rescissions in borrowing authority or new contract authority. Appropriation accounts with appropriation transfer activity are presented in Table 1 (Appropriations and Appropriation Transfers) at the end of this chapter.
- 2 The amounts in this column, unless otherwise footnoted, represent transfers - other than appropriation transfers, borrowings (gross), investments (net), unrealized discounts or funds held outside the Treasury.
- 3 The amounts in this column, unless otherwise footnoted, represent obligated balances canceled for fiscal year 2019 pursuant to 31 U.S.C. 1553 and adjustments to borrowing and contract authority.

**Footnotes**

**Table 1 - Appropriations and Appropriation Transfers - National Science Foundation**

AID	ATA	Period of Availability	MAIN	Net Appropriations and Appropriation Transfers	Appropriation Amount	Net Appropriation Transfers	AID Involved	ATA Involved	Period of Availability Involved	MAIN Involved	Amount From or To (-)
049		X	0100	561,510,000.00	0.00	561,510,000.00	049		2425	0100	561,510,000.00
049		2425	0100	6,614,990,000.00	7,176,500,000.00	-561,510,000.00	049		X	0100	-561,510,000.00
Total				7,176,500,000.00	7,176,500,000.00	-----					-----

**This Page Left Blank Intentionally**

---

Appropriations, Outlays, and Balances - Continued

Appropriation or Fund Account  Title	Account Symbol				Balances, Beginning of Fiscal Year	Appropriations and Other Obligational Authority <sup>1</sup>	Transfers Borrowings and Investment (Net) <sup>2</sup>	Outlays (Net)	Balances Withdrawn and Other Transactions <sup>3</sup>	Balances, End of Fiscal Year	
	Period of Availability	ATA	AID	MAIN							SUB
<b>Office of Personnel Management</b>											
<b>General Fund Accounts</b>											
Salaries and Expenses, Office of Personnel Management											
Fund Resources:											
Undisbursed Funds	2021-2025		024	0100	000	5,879,309.16	-----	-----	2,868,482.80	-----	3,010,826.36
	2024					-----	198,360,000.00	-----	109,546,061.83	-----	88,813,938.17
	2023					51,688,733.85	-----	-----	45,713,740.71	-----	5,974,993.14
	2022-2023					36,718.60	-----	-----	21,382.87	-----	15,335.73
	2022					2,216,163.36	-----	-----	-285,557.02	-----	2,501,720.38
	2021-2022					174,048.89	-----	-----	-----	-----	174,048.89
	2021					7,673,159.79	-----	-----	4,304,600.79	-----	3,368,559.00
	2020-2021					860,456.57	-----	-----	-----	-----	860,456.57
	2020					765,508.58	-----	-----	-1,041,833.22	-----	1,807,341.80
	2019-2020					1,005,709.82	-----	-----	-----	-----	1,005,709.82
	2019					3,797,342.32	-----	-----	745,126.86	3,052,215.46	-----
	2018-2019					408,121.84	-----	-----	-----	408,121.84	-----
	No Year					22,686,697.49	15,816,000.00	1,512,015.00	15,293,348.56	-----	24,721,363.93
	Subtotal		024	0100	000	97,191,970.27	214,176,000.00	1,512,015.00	177,165,354.18	3,460,337.30	132,254,293.79
Payment to Civil Service Retirement and Disability Fund, Office of Personnel Management											
Fund Resources:											
Undisbursed Funds	2024		024	0200	000	-----	53,255,231,701.00	-----	53,255,231,701.00	-----	-----
Government Payment for Annuitants, Employees' Health Benefits, Office of Personnel Management											
Fund Resources:											
Undisbursed Funds	No Year		024	0206	000	1,681,279,381.13	15,101,387,357.75	-----	15,031,720,185.05	-----	1,750,946,553.83
Salaries and Expenses, Office of Inspector General, Office of Personnel Management											
Fund Resources:											
Undisbursed Funds	2024		024	0400	000	-----	6,839,000.00	-----	5,700,479.76	-----	1,138,520.24
	2023					2,054,744.20	-----	-----	1,926,926.57	-----	127,817.63
	2022					-1,453,076.11	-----	-----	-1,612,944.41	-----	159,868.30
	2021					140,926.34	-----	-----	-3,811.72	-----	144,738.06
	2020					95,009.69	-----	-----	-2,296.55	-----	97,306.24
	2019					109,410.85	-----	-----	-----	109,410.85	-----
	Subtotal		024	0400	000	947,014.97	6,839,000.00	-----	6,008,353.65	109,410.85	1,668,250.47
Government Payment for Annuitants, Employee Life Insurance Benefits, Office of Personnel Management											
Fund Resources:											
Undisbursed Funds	No Year		024	0500	000	5,338,710.81	42,106,168.44	-----	42,217,554.03	-----	5,227,325.22

Footnotes at End of Chapter

## Appropriations, Outlays, and Balances - Continued

Appropriation or Fund Account  Title	Account Symbol				Balances, Beginning of Fiscal Year	Appropriations and Other Obligational Authority <sup>1</sup>	Transfers Borrowings and Investment (Net) <sup>2</sup>	Outlays (Net)	Balances Withdrawn and Other Transactions <sup>3</sup>	Balances, End of Fiscal Year	
	Period of Availability	ATA	AID	MAIN							SUB
OPM Building Delegation Fund, Office of Personnel Management Fund Resources: Undisbursed Funds	No Year		024	0600	000	9,498,023.33	-----	-----	-3,037,255.21	-----	12,535,278.54
Flexible Benefits Plan Reserve, Office of Personnel Management Fund Resources: Undisbursed Funds	No Year		024	0800	000	132,622,748.45	-----	-----	-24,400,918.69	-----	157,023,667.14
Emergency Federal Employee Leave Fund, Office of Personnel Management Fund Resources: Undisbursed Funds	2021-2022		024	0806	000	196,226,769.73	-----	-----	-233.98	-----	196,227,003.71
Postal Service Health Benefits Program Implementation Fund, Office of Personnel Management Fund Resources: Undisbursed Funds	No Year		024	0813	000	57,722,398.56	-----	-----	25,248,343.39	-----	32,474,055.17
IT Modernization and Working Capital, Office of Personnel Management Fund Resources: Undisbursed Funds	2024-2027		024	1162	000	-----	4,900,000.00	-----	-----	-----	4,900,000.00
	2023-2026					6,200,000.00	-----	-----	2,394,658.30	-----	3,805,341.70
	2022-2025					500,000.00	-----	-----	-----	-----	500,000.00
	Subtotal		024	1162	000	6,700,000.00	4,900,000.00	-----	2,394,658.30	-----	9,205,341.70
<b>Special Fund Accounts</b>											
Postal Service Contributions for Retiree Health Benefits, Office of Personnel Management Fund Resources: Undisbursed Funds	No Year		024	5391	000	148,190.09	689,478,504.20	3,853,113,000.00	4,542,567,537.60	-----	172,156.69
Investments in US Treasury Securities						32,049,948,000.00	-----	-3,853,113,000.00	-----	-----	28,196,835,000.00
	Subtotal		024	5391	000	32,050,096,190.09	689,478,504.20	-----	4,542,567,537.60	-----	28,197,007,156.69
<b>Intragovernmental Funds</b>											
Revolving Fund, Undistributed SIBAC Chargebacks for Washington, DC, Office of Personnel Management Fund Resources: Undisbursed Funds	No Year		024	4571	024	417,694,429.94	-----	-----	11,207,808.90	-----	406,486,621.04
<b>Trust Fund Accounts</b>											
Civil Service Retirement and Disability Fund, Office of Personnel Management Fund Resources: Undisbursed Funds	No Year		024	8135	000	1,122,617,250.24	142,403,939,924.39	-35,712,448,000.00	107,734,801,237.49	-----	79,307,937.14
Investments in US Treasury Securities						1,036,636,071,000.00	-----	35,712,448,000.00	-----	-----	1,072,348,519,000.00
	Subtotal		024	8135	000	1,037,758,688,250.24	142,403,939,924.39	-----	107,734,801,237.49	-----	1,072,427,826,937.14
Employees' Life Insurance Fund, Office of Personnel Management Fund Resources: Undisbursed Funds	No Year		024	8424	000	7,242,381.89	-----	-2,438,747,863.83	-2,438,996,210.49	-----	7,490,728.55
Unrealized Discount on Investments						-276,851,183.28	-----	-70,034,823.75	-----	-----	-346,886,007.03

Footnotes at End of Chapter

Appropriations, Outlays, and Balances - Continued

Appropriation or Fund Account  Title	Account Symbol				Balances, Beginning of Fiscal Year	Appropriations and Other Obligational Authority <sup>1</sup>	Transfers Borrowings and Investment (Net) <sup>2</sup>	Outlays (Net)	Balances Withdrawn and Other Transactions <sup>3</sup>	Balances, End of Fiscal Year	
	Period of Availability	ATA	AID	MAIN							SUB
Investments in US Treasury Securities					52,526,424,297.12	-----	2,508,782,687.58	-----	-----	55,035,206,984.70	
Subtotal			024	8424	000	52,256,815,495.73	-----	-----	-2,438,996,210.49	54,695,811,706.22	
Employees' Health Benefits Fund, Office of Personnel Management Fund Resources:											
Undisbursed Funds	No Year		024	8440	000	7,492,637.56	-----	1,802,584,869.61	1,803,507,960.71	6,569,546.46	
Unrealized Discount on Investments						-111,273,078.79	-----	-245,098.60	-----	-111,518,177.39	
Investments in US Treasury Securities						25,567,511,115.12	-----	-----	-----	23,765,171,344.11	
Subtotal			024	8440	000	25,463,730,673.89	-----	-----	1,803,507,960.71	23,660,222,713.18	
Retired Employees' Health Benefits Fund, Office of Personnel Management Fund Resources:											
Undisbursed Funds	No Year		024	8445	000	13,456.75	-----	-139,302.20	-139,302.20	13,456.75	
Unrealized Discount on Investments						-63,693.99	-----	-10,635.98	-----	-74,329.97	
Investments in US Treasury Securities						2,732,931.16	-----	149,938.18	-----	2,882,869.34	
Subtotal			024	8445	000	2,682,693.92	-----	0.00	-139,302.20	2,821,996.12	
<b>Deductions for Offsetting Receipts</b>											
Proprietary Receipts from the Public						-----	-1,378,635.77	-----	-1,378,635.77	-----	
Intrabudgetary Receipts Deducted by Agency						-----	-53,991,276,071.02	-----	-53,991,276,071.02	-----	
Total, Offsetting Receipts						-----	-53,992,654,706.79	-----	-53,992,654,706.79	-----	
Total, Office of Personnel Management						1,150,137,234,751.06	157,725,403,948.99	1,512,015.00	126,172,842,066.94	3,569,748.15	1,181,687,738,899.96

Footnotes at End of Chapter

## Appropriations, Outlays, and Balances - Continued

---

### Footnotes

---

- 1 The amounts in this column, unless otherwise footnoted, represent appropriations, increases and rescissions in borrowing authority or new contract authority. Appropriation accounts with appropriation transfer activity are presented in Table 1 (Appropriations and Appropriation Transfers) at the end of this chapter.
- 2 The amounts in this column, unless otherwise footnoted, represent transfers - other than appropriation transfers, borrowings (gross), investments (net), unrealized discounts or funds held outside the Treasury.
- 3 The amounts in this column, unless otherwise footnoted, represent obligated balances canceled for fiscal year 2019 pursuant to 31 U.S.C. 1553 and adjustments to borrowing and contract authority.

**Footnotes**

**Table 1 - Appropriations and Appropriation Transfers - Office of Personnel Management**

AID	ATA	Period of Availability	MAIN	Net Appropriations and Appropriation Transfers	Appropriation Amount	Net Appropriation Transfers	AID Involved	ATA Involved	Period of Availability Involved	MAIN Involved	Amount From or To (-)
024		X	0100	15,816,000.00	0.00	15,816,000.00	024		24	0100	15,816,000.00
024		24	0100	198,360,000.00	219,076,000.00	-20,716,000.00	024		X	0100	-15,816,000.00
024		2427	1162	4,900,000.00	0.00	4,900,000.00	024		2427	1162	-4,900,000.00
024							024		24	0100	4,900,000.00
Total				219,076,000.00	219,076,000.00	-----					-----



**This Page Left Blank Intentionally**

---

Appropriations, Outlays, and Balances - Continued

Appropriation or Fund Account  Title	Account Symbol				Balances, Beginning of Fiscal Year	Appropriations and Other Obligational Authority <sup>1</sup>	Transfers Borrowings and Investment (Net) <sup>2</sup>	Outlays (Net)	Balances Withdrawn and Other Transactions <sup>3</sup>	Balances, End of Fiscal Year	
	Period of Availability	ATA	AID	MAIN							SUB
<b>Small Business Administration</b>											
<b>General Fund Accounts</b>											
Salaries and Expenses, Small Business Administration											
Fund Resources:											
Undisbursed Funds	2024-2025		073	0100	000	-----	26,600,000.00	-----	3,854,184.96	-----	22,745,815.04
	2024					-----	440,476,000.00	-----	354,234,835.78	-----	86,241,164.22
	2023-2024					16,509,274.11	-----	-----	10,070,383.13	-----	6,438,890.98
	2023					110,596,911.84	-----	-----	90,855,995.99	-----	19,740,915.85
	2022-2023					4,234,185.26	-----	-----	3,347,155.69	-----	887,029.57
	2022					13,249,035.24	-----	-----	2,454,759.61	-----	10,794,275.63
	2021-2022					1,053,909.27	-----	-----	118,038.45	-----	935,870.82
	2021					7,624,439.98	-----	-----	48,748.72	-----	7,575,691.26
	2020-2021					410,650,070.33	-----	-----	262,365.75	-----	410,387,704.58
	2020					8,503,486.37	-----	-----	47,414.74	-----	8,456,071.63
	2019-2020					4,314.63	-----	-----	-----	-----	4,314.63
	2019					8,813,607.70	-----	-----	38,473.16	8,775,134.54	-----
	2018-2019					1,950,866.98	-----	-----	-----	1,950,866.98	-----
	No Year					1,476,425,094.77	8,400,000.00	-----	570,179,458.26	-----	914,645,636.51
	Subtotal		073	0100	000	2,059,615,196.48	475,476,000.00	-----	1,035,511,814.24	10,726,001.52	1,488,853,380.72
Office of Inspector General, Small Business Administration											
Fund Resources:											
Undisbursed Funds	2024		073	0200	000	-----	37,020,000.00	-----	34,760,047.18	-----	2,259,952.82
	2023					3,861,477.91	-----	-----	3,323,694.53	-----	537,783.38
	2022					655,239.26	-----	-----	16,819.00	-----	638,420.26
	2021					659,115.60	-----	-----	1,860.75	-----	657,254.85
	2020					529,506.22	-----	-----	-----	-----	529,506.22
	2019					1,211,011.58	-----	-----	-270.33	1,211,281.91	-----
	No Year					36,031,467.71	1,600,000.00	-----	14,084,652.70	-----	23,546,815.01
	Subtotal		073	0200	000	42,947,818.28	38,620,000.00	-----	52,186,803.83	1,211,281.91	28,169,732.54
Office of Advocacy, Small Business Administration											
Fund Resources:											
Undisbursed Funds	No Year		073	0300	000	6,869,787.55	10,109,000.00	-----	8,959,708.14	-----	8,019,079.41
Entrepreneurial Development Programs, Small Business Administration											
Fund Resources:											
Undisbursed Funds	2024-2025		073	0400	000	-----	316,800,000.00	-----	36,677,648.42	-----	280,122,351.58
	2023-2024					285,569,116.73	-----	-----	172,442,702.97	-----	113,126,413.76
	2022-2023					97,218,219.26	-----	-----	69,010,434.02	-----	28,207,785.24
	2021-2022					90,856,027.20	-----	-----	65,912,119.54	-----	24,943,907.66
	2020-2021					39,081,561.47	-----	-----	12,877,571.12	-----	26,203,990.35
	2019-2020					7,527,206.23	-----	-----	98,655.89	-----	7,428,550.34

Footnotes at End of Chapter

## Appropriations, Outlays, and Balances - Continued

Appropriation or Fund Account  Title	Account Symbol				Balances, Beginning of Fiscal Year	Appropriations and Other Obligational Authority <sup>1</sup>	Transfers Borrowings and Investment (Net) <sup>2</sup>	Outlays (Net)	Balances Withdrawn and Other Transactions <sup>3</sup>	Balances, End of Fiscal Year
	Period of Availability	ATA	AID	MAIN						
	2018-2019				7,075,491.64	-----	-----	150,000.00	6,925,491.64	-----
	No Year				20,511,152.69	-----	-----	14,285,244.55	-----	6,225,908.14
	Subtotal		073	0400	000	547,838,775.22	316,800,000.00	371,454,376.51	6,925,491.64	486,258,907.07
Emergency EIDL Grants, Small Business Administration Fund Resources:										
Undisbursed Funds	2020-2021		073	0500	000	25,968,805.58	-----	-128,058.80	-----	26,096,864.38
	No Year					415,761,422.23	-561,530.62	-4,936,577.85	-----	420,136,469.46
	Subtotal		073	0500	000	441,730,227.81	-561,530.62	-5,064,636.65	-----	446,233,333.84
Shuttered Venue Operators, Small Business Administration Fund Resources:										
Undisbursed Funds	No Year		073	0700	000	28,942,779.41	-----	-12,160,448.19	-----	41,103,227.60
Restaurant Revitalization Fund, Small Business Administration Fund Resources:										
Undisbursed Funds	No Year		073	0800	000	5,563,536.22	-----	-7,430,626.53	-----	12,994,162.75
Disaster Loans Program Account, Small Business Administration Fund Resources:										
Undisbursed Funds	2024		073	1152	000	-----	33,680,448,145.00	33,680,448,145.00	-----	-----
	No Year					583,157,272.74	165,000,000.00	465,686,702.27	-----	282,470,570.47
	Subtotal		073	1152	000	583,157,272.74	33,845,448,145.00	34,146,134,847.27	-----	282,470,570.47
Business Loans Program Account, Small Business Administration Fund Resources:										
Undisbursed Funds	2024		073	1154	000	-----	522,360,008.00	522,360,008.00	-----	-----
	2020-2021					1,906,720,405.96	-----	4,494,208.99	-----	1,902,226,196.97
	2019					-----	-----	-20,474.21	20,474.21	-----
	No Year					152,299,761.07	-7,193,240.63	18,687,367.65	-----	126,419,152.79
	Subtotal		073	1154	000	2,059,020,167.03	515,166,767.37	545,521,110.43	20,474.21	2,028,645,349.76
Business Loans Program Account - Recovery Act, Small Business Administration Fund Resources:										
Undisbursed Funds	2024		073	1156	000	-----	93,557.00	93,557.00	-----	-----
Information Technology System Modernization and Working Capital Fund, Small Business Administration Fund Resources:										
Undisbursed Funds	2024-2027		073	1161	000	-----	10,700,000.00	-----	-----	10,700,000.00
	2023-2026					13,082,000.00	-----	705,805.27	-----	12,376,194.73
	2022-2025					8,168,340.00	-----	5,821,999.04	-----	2,346,340.96
	2021-2024					4,963,127.86	-----	3,795,461.35	-----	1,167,666.51
	2020-2023					2,161,784.98	-----	1,919,176.48	-----	242,608.50
	2019-2022					72,281.33	-----	-----	-----	72,281.33
	Subtotal		073	1161	000	28,447,534.17	10,700,000.00	12,242,442.14	-----	26,905,092.03

Footnotes at End of Chapter

**Appropriations, Outlays, and Balances - Continued**

Appropriation or Fund Account  Title	Account Symbol				Balances, Beginning of Fiscal Year	Appropriations and Other Obligational Authority <sup>1</sup>	Transfers Borrowings and Investment (Net) <sup>2</sup>	Outlays (Net)	Balances Withdrawn and Other Transactions <sup>3</sup>	Balances, End of Fiscal Year	
	Period of Availability	ATA	AID	MAIN							SUB
<b>Public Enterprise Funds</b>											
Disaster Loan Fund, Liquidating Account, Small Business Administration Fund Resources: Undisbursed Funds	No Year		073	4153	000	35,521.15	39,019.56	-----	-209,016.47	<sup>5</sup> 265,557.44	17,999.74
Business Loan and Investment Fund, Liquidating Account, Small Business Administration Fund Resources: Undisbursed Funds	No Year		073	4154	000	307,664.18	266,860.69	-----	-1,104,031.40	<sup>5</sup> 1,338,744.78	339,811.49
Surety Bond Guarantees Revolving Fund, Small Business Administration Fund Resources: Undisbursed Funds	No Year		073	4156	000	99,246,166.14	-----	-----	2,460,399.45	-----	96,785,766.69
Surety Bond Guarantees Revolving Fund - Recovery Act, Small Business Administration Fund Resources: Undisbursed Funds	No Year		073	4268	000	14,672,294.23	-----	-----	-----	-----	14,672,294.23
<b>Trust Fund Accounts</b>											
Business Assistance Trust Fund, Small Business Administration Fund Resources: Undisbursed Funds	No Year		073	8466	000	552,363.42	-----	-----	32,297.62	-----	520,065.80
<b>Deductions for Offsetting Receipts</b>											
Proprietary Receipts from the Public						-----	-47,937,849.25	-----	-2,945,020,763.25	-----	-----
Intrabudgetary Receipts Deducted by Agency						-----	-7,079,751.24	-----	-7,079,751.24	-----	-----
Total, Offsetting Receipts						-----	-55,017,600.49	-----	-2,952,100,514.49	-----	-----
Total, Small Business Administration						5,918,947,104.03	35,157,140,218.51	-----	33,196,528,082.90	20,487,551.50	4,961,988,774.14
<b>Memorandum</b>											
<b>Financing Accounts</b>											
<b>Public Enterprise Funds</b>											
Business Loan and Investment Direct Loan Financing Account, Small Business Administration Fund Resources: Undisbursed Funds	No Year		073	4148	000	50,363,856.20	-----	41,455,000.00	1,333,063.81	-----	90,485,792.39
Authority to Borrow from the Treasury						54,287,054.60	78,312,288.20	-132,599,000.00	-----	342.80	-----
Subtotal			073	4148	000	104,650,910.80	78,312,288.20	-91,144,000.00	1,333,063.81	342.80	90,485,792.39
Business Loan and Investment Guaranteed Loan Financing Account, Small Business Administration Fund Resources: Undisbursed Funds	No Year		073	4149	000	10,694,841,922.70	-----	385,670,000.00	5,016,037,925.45	-----	6,064,473,997.25
Authority to Borrow from the Treasury						-----	539,326,000.00	-539,326,000.00	-----	-----	-----
Subtotal			073	4149	000	10,694,841,922.70	539,326,000.00	-153,656,000.00	5,016,037,925.45	-----	6,064,473,997.25

Footnotes at End of Chapter

## Appropriations, Outlays, and Balances - Continued

Appropriation or Fund Account  Title	Account Symbol				Balances, Beginning of Fiscal Year	Appropriations and Other Obligational Authority <sup>1</sup>	Transfers Borrowings and Investment (Net) <sup>2</sup>	Outlays (Net)	Balances Withdrawn and Other Transactions <sup>3</sup>	Balances, End of Fiscal Year	
	Period of Availability	ATA	AID	MAIN							SUB
Disaster Direct Loan Financing Account, Small Business Administration											
Fund Resources:											
Undisbursed Funds	No Year		073	4150	000	27,249,430,748.85	800,850.86	-70,075,440,000.00	-49,371,513,715.72	<sup>5</sup> 6.66	6,546,305,308.77
Authority to Borrow from the Treasury						910,775,560.11	2,038,200,224.00	-2,693,516,000.00	-----	560.11	255,459,224.00
Subtotal	Subtotal		073	4150	000	28,160,206,308.96	2,039,001,074.86	-72,768,956,000.00	-49,371,513,715.72	566.77	6,801,764,532.77
Business Loan and Investment Direct Loan Financing Account - Recovery Act, Small Business Administration											
Fund Resources:											
Undisbursed Funds	No Year		073	4279	000	13,427.64	-----	-5,000.00	-8,985.60	-----	17,413.24
Authority to Borrow from the Treasury						-----	16,000.00	-16,000.00	-----	-----	-----
Subtotal	Subtotal		073	4279	000	13,427.64	16,000.00	-21,000.00	-8,985.60	-----	17,413.24
Business Loan and Investment Guaranteed Loan Financing Account - Recovery Act, Small Business Administration											
Fund Resources:											
Undisbursed Funds	No Year		073	4280	000	65,697,802.75	-----	-9,179,000.00	1,519,475.38	-----	54,999,327.37
Authority to Borrow from the Treasury						-----	60,000.00	-60,000.00	-----	-----	-----
Subtotal	Subtotal		073	4280	000	65,697,802.75	60,000.00	-9,239,000.00	1,519,475.38	-----	54,999,327.37
Total, Financing Accounts						39,025,410,372.85	2,656,715,363.06	-73,023,016,000.00	-44,352,632,236.68	909.57	13,011,741,063.02

Footnotes at End of Chapter

---

**Footnotes**

---

- 1 The amounts in this column, unless otherwise footnoted, represent appropriations, increases and rescissions in borrowing authority or new contract authority. Appropriation accounts with appropriation transfer activity are presented in Table 1 (Appropriations and Appropriation Transfers) at the end of this chapter.
- 2 The amounts in this column, unless otherwise footnoted, represent transfers - other than appropriation transfers, borrowings (gross), investments (net), unrealized discounts or funds held outside the Treasury.
- 3 The amounts in this column, unless otherwise footnoted, represent obligated balances canceled for fiscal year 2019 pursuant to 31 U.S.C. 1553 and adjustments to borrowing and contract authority.
- 4 The opening balance(s) of the following account(s) have been adjusted during the current fiscal year and do not agree with last year's closing balance(s):

<u>Account Symbol: (ATA, AID, POA, MAIN, SUB)</u>	<u>Adjustment</u>
073           X   0800   000   - Undi sbursed Funds	-\$8,654,660.54
073           X   1154   000   - Undi sbursed Funds	-\$20,818,402.26

- 5 Represents capital transfer to miscellaneous receipts.

## Appropriations, Outlays, and Balances - Continued

### Footnotes

Table 1 - Appropriations and Appropriation Transfers - Small Business Administration

AID	ATA	Period of Availability	MAIN	Net Appropriations and Appropriation Transfers	Appropriation Amount	Net Appropriation Transfers	AID Involved	ATA Involved	Period of Availability Involved	MAIN Involved	Amount From or To (-)
073		X	0100	8,400,000.00	0.00	8,400,000.00	073		X	1152	8,400,000.00
073		24	0100	440,476,000.00	451,176,000.00	-10,700,000.00	073		2427	1161	-10,700,000.00
073		X	0200	1,600,000.00	0.00	1,600,000.00	073		X	1152	1,600,000.00
073		X	1152	-10,000,000.00	0.00	-10,000,000.00	073		X	0100	-8,400,000.00
							073		X	0200	-1,600,000.00
073		2427	1161	10,700,000.00	0.00	10,700,000.00	073		24	0100	10,700,000.00
Total				451,176,000.00	451,176,000.00	-----					-----

Appropriations, Outlays, and Balances - Continued

Appropriation or Fund Account  Title	Account Symbol				Balances, Beginning of Fiscal Year	Appropriations and Other Obligational Authority <sup>1</sup>	Transfers Borrowings and Investment (Net) <sup>2</sup>	Outlays (Net)	Balances Withdrawn and Other Transactions <sup>3</sup>	Balances, End of Fiscal Year	
	Period of Availability	ATA	AID	MAIN							SUB
<b>Social Security Administration</b>											
<b>General Fund Accounts</b>											
Office of the Inspector General, Social Security Administration											
Fund Resources:											
Undisbursed Funds	2024		028	0400	000	-----	31,441,800.00	-----	28,427,096.50	-----	3,014,703.50
	2023					9,976,877.46	-----	-----	6,350,009.99	-----	3,626,867.47
	2022					2,738,408.33	-----	-----	2,466,167.17	-----	272,241.16
	2021					259,260.12	-----	-----	16,117.67	-----	243,142.45
	2020					60,746.85	-----	-----	17,787.44	-----	42,959.41
	2019					13,375.65	-----	-----	-334,703.47	348,079.12	-----
	No Year					842,082.47	558,200.00	-----	1,166,509.45	-----	233,773.02
	Subtotal		028	0400	000	13,890,750.88	32,000,000.00	-----	38,108,984.75	348,079.12	7,433,687.01
Special Benefits for Certain World War II Veterans, Social Security Administration											
Fund Resources:											
Undisbursed Funds	No Year		028	0401	000	-----	323,896.86	-----	323,896.86	-----	-----
Payments to Social Security Trust Funds, Social Security Administration											
Fund Resources:											
Undisbursed Funds	2024		028	0404	000	-----	10,000,000.00	-----	5,819,415.54	-----	4,180,584.46
	2023					6,594,797.37	-----	-----	2,369,430.33	-----	4,225,367.04
	2022					7,167,905.04	-----	-----	-----	-----	7,167,905.04
	2021					7,232,861.54	-----	-----	-----	-----	7,232,861.54
	2020					7,624,356.24	-----	-----	-----	-----	7,624,356.24
	2019					7,025,606.44	-----	-----	-----	7,025,606.44	-----
	No Year					12,822,453.00	53,759,573,655.22	-----	53,759,573,655.22	-----	12,822,453.00
	Subtotal		028	0404	000	48,467,979.63	53,769,573,655.22	-----	53,767,762,501.09	7,025,606.44	43,253,527.32
Supplemental Security Income Program, Social Security Administration											
Fund Resources:											
Undisbursed Funds	2024-2026		028	0406	000	-----	91,000,000.00	-----	32,159,354.67	-----	58,840,645.33
	2023-2025					66,395,456.69	-----	-----	23,976,908.04	-----	42,418,548.65
	2022-2024					32,387,326.32	-----	-----	13,111,111.65	-----	19,276,214.67
	2021-2023					17,562,309.47	-----	-----	7,685,563.75	-----	9,876,745.72
	2020-2022					1,871,977.19	-----	-----	477,517.19	-----	1,394,460.00
	2019-2021					3,749,987.23	-----	-----	2,040,951.79	-----	1,709,035.44
	2018-2020					3,511,575.83	-----	-----	1,566,477.20	-----	1,945,098.63
	2017-2019					1,485,196.05	-----	-----	114,662.14	1,370,533.91	-----
	No Year					7,221,507,758.16	61,074,042,000.00	-----	61,849,449,090.25	-----	6,446,100,667.91
	Subtotal		028	0406	000	7,348,471,586.94	61,165,042,000.00	-----	61,930,581,636.68	1,370,533.91	6,581,561,416.35

Footnotes at End of Chapter



## Appropriations, Outlays, and Balances - Continued

Appropriation or Fund Account  Title	Account Symbol				Balances, Beginning of Fiscal Year	Appropriations and Other Obligational Authority <sup>1</sup>	Transfers Borrowings and Investment (Net) <sup>2</sup>	Outlays (Net)	Balances Withdrawn and Other Transactions <sup>3</sup>	Balances, End of Fiscal Year	
	Period of Availability	ATA	AID	MAIN							SUB
Administrative Costs, The Medicare Improvements for Patients and Providers Act, Social Security Administration Fund Resources: Undisbursed Funds	No Year		028	0415	000	26,187,590.91	-----	21,986.72	-----	26,165,604.19	
Administrative Expenses, Children's Health Insurance Program, Social Security Administration Fund Resources: Undisbursed Funds	No Year		028	0416	000	1,898,841.50	-----	31,180.16	-----	1,867,661.34	
Limitation on Administrative Expenses - Recovery Act, Social Security Administration Fund Resources: Undisbursed Funds	No Year		028	0417	000	123,089.52	-----	121,851.42	-----	1,238.10	
Payment to Limitation on Administrative Expenses, Social Security Administration Fund Resources: Undisbursed Funds	2021		028	0419	000	16,416,366.60	-----	-----	-----	16,416,366.60	
	2020-2021					5,123,115.27	-----	-----	-----	5,123,115.27	
	Subtotal		028	0419	000	21,539,481.87	-----	-----	-----	21,539,481.87	
Payments for Credits Against Social Security Contributions, Social Security Administration Fund Resources: Undisbursed Funds	No Year		028	0440	000	-----	2,789.44	-----	2,789.44	-----	
<b>Special Fund Accounts</b>											
State Supplemental Fees, Social Security Administration Fund Resources: Undisbursed Funds	No Year		028	5419	000	-----	150,000,000.00	-----	150,000,000.00	-----	
<b>Trust Fund Accounts</b>											
Federal Old-Age and Survivors Insurance Trust Fund - Treasury Managed, Social Security Administration Fund Resources: Undisbursed Funds	No Year		028	8006	000	1,265,129.32	<sup>4</sup> -80,947,092,353.27	91,544,335,000.00	<sup>4</sup> 10,598,557,649.12	-----	<sup>5</sup> -49,873.07
Transfer To: Social Security Administration	No Year	028	028	8006	000	35,303,337.54	1,293,857,397,360.88	-----	1,293,782,491,652.94	-----	110,209,045.48
Investments in US Treasury Securities						2,673,749,448,000.00	-----	-91,544,335,000.00	-----	2,582,205,113,000.00	
	Subtotal		028	8006	000	2,673,786,016,466.86	1,212,910,305,007.61	-----	1,304,381,049,302.06	-----	2,582,315,272,172.41
Federal Disability Insurance Trust Fund - Treasury Managed, Social Security Administration Fund Resources: Undisbursed Funds	No Year		028	8007	000	1,757,564.18	<sup>6</sup> 37,463,629,990.46	-34,868,877,000.00	<sup>6</sup> 2,593,516,931.03	-----	2,993,623.61
Transfer To: Social Security Administration	No Year	028	028	8007	000	9,181,552.18	153,989,310,956.47	-----	153,917,545,267.93	-----	80,947,240.72
Investments in US Treasury Securities						142,905,673,000.00	-----	34,868,877,000.00	-----	177,774,550,000.00	
	Subtotal		028	8007	000	142,916,612,116.36	191,452,940,946.93	-----	156,511,062,198.96	-----	177,858,490,864.33

Footnotes at End of Chapter

Appropriations, Outlays, and Balances - Continued

Appropriation or Fund Account  Title	Account Symbol				Balances, Beginning of Fiscal Year	Appropriations and Other Obligational Authority <sup>1</sup>	Transfers Borrowings and Investment (Net) <sup>2</sup>	Outlays (Net)	Balances Withdrawn and Other Transactions <sup>3</sup>	Balances, End of Fiscal Year
	Period of Availability	ATA	AID	MAIN						
Salaries and Expenses, Social Security Administration Fund Resources:										
Undisbursed Funds	2024		028	8704	000	-----	-----	-----	-----	-----
	2023					32,573,428.03	-----	-----	-----	11,875,764.16
	2022					2,705,801.66	-----	-----	-----	6,775,995.59
	2021					7,129,273.26	-----	-----	-----	8,209,882.80
	2020					2,049,643.92	-----	-----	-----	9,364,223.96
	2019					1,060,920.73	-----	-----	-----	3,411,879.30
	No Year					28,640,534.09	-----	-----	-----	-----
	Subtotal		028	8704	000	74,159,601.69	-----	-----	-----	18,882,017.06
<b>Deductions for Offsetting Receipts</b>										
Proprietary Receipts from the Public						-----	-3,296,509,488.73	-----	-----	-----
Intrabudgetary Receipts Deducted by Agency						-----	-53,764,551,264.24	-----	-----	-----
Total, Offsetting Receipts						-----	-57,061,060,752.97	-----	-----	-----
Total, Social Security Administration						2,824,237,367,506.16	1,462,419,127,543.09	-----	1,519,733,645,413.99	8,744,219.47
										2,766,914,105,415.79

Footnotes at End of Chapter

## Appropriations, Outlays, and Balances - Continued

---

### Footnotes

---

- 1 The amounts in this column, unless otherwise footnoted, represent appropriations, increases and rescissions in borrowing authority or new contract authority. Appropriation accounts with appropriation transfer activity are presented in Table 1 (Appropriations and Appropriation Transfers) at the end of this chapter.
- 2 The amounts in this column, unless otherwise footnoted, represent transfers - other than appropriation transfers, borrowings (gross), investments (net), unrealized discounts or funds held outside the Treasury.
- 3 The amounts in this column, unless otherwise footnoted, represent obligated balances canceled for fiscal year 2019 pursuant to 31 U.S.C. 1553 and adjustments to borrowing and contract authority.
- 4 Excludes \$4,505,636,000.00 refund of taxes.
- 5 Subject to disposition by the administrative agency.
- 6 Excludes \$765,108,000.00 refund of taxes.

**Footnotes**

**Table 1 - Appropriations and Appropriation Transfers - Social Security Administration**

AID	ATA	Period of Availability	MAIN	Net Appropriations and Appropriation Transfers	Appropriation Amount	Net Appropriation Transfers	AID Involved	ATA Involved	Period of Availability Involved	MAIN Involved	Amount From or To (-)
028		X	0406	61,074,042,000.00	61,165,042,000.00	-91,000,000.00	028		2426	0406	-91,000,000.00
028		2426	0406	91,000,000.00	0.00	91,000,000.00	028		X	0406	91,000,000.00
028		X	8006	-1,293,857,397,360.88	0.00	-1,293,857,397,360.88	028	028	X	8006	-1,293,857,397,360.88
028		X	8007	-153,989,310,956.47	0.00	-153,989,310,956.47	028	028	X	8007	-153,989,310,956.47
028	028	X	8006	1,293,857,397,360.88	0.00	1,293,857,397,360.88	028		X	8006	1,293,857,397,360.88
028	028	X	8007	153,989,310,956.47	0.00	153,989,310,956.47	028		X	8007	153,989,310,956.47
Total				61,165,042,000.00	61,165,042,000.00	0.00					0.00

**This Page Left Blank Intentionally**

---

Appropriations, Outlays, and Balances - Continued

Appropriation or Fund Account  Title	Account Symbol				Balances, Beginning of Fiscal Year	Appropriations and Other Obligational Authority <sup>1</sup>	Transfers Borrowings and Investment (Net) <sup>2</sup>	Outlays (Net)	Balances Withdrawn and Other Transactions <sup>3</sup>	Balances, End of Fiscal Year	
	Period of Availability	ATA	AID	MAIN							SUB
<b>Independent Agencies</b>											
<b>Administrative Conference of the United States</b>											
<b>General Fund Accounts</b>											
Salaries and Expenses, Administrative Conference of the United States											
Fund Resources:											
Undisbursed Funds	2024-2025		302	1700	000	-----	3,430,000.00	-----	3,162,077.24	-----	267,922.76
	2023-2024					610,049.74	-----	-----	489,365.85	-----	120,683.89
	2022-2023					28,536.55	-----	-----	9,750.00	-----	18,786.55
	2021-2022					36,031.13	-----	-----	30,000.00	-----	6,031.13
	2020-2021					30,316.93	-----	-----	-----	-----	30,316.93
	2019-2020					37,324.91	-----	-----	-----	-----	37,324.91
	2018-2019					11,703.53	-----	-----	-----	11,703.53	-----
	No Year					11,400.00	-----	-----	-----	-----	11,400.00
Total, Administrative Conference of the United States						765,362.79	3,430,000.00	-----	3,691,193.09	11,703.53	492,466.17
<b>Advisory Council on Historic Preservation</b>											
<b>General Fund Accounts</b>											
Salaries and Expenses, Advisory Council on Historic Preservation											
Fund Resources:											
Undisbursed Funds	2024-2025		306	2300	000	-----	-----	-----	-88,954.65	-----	88,954.65
	2024					-----	8,585,000.00	-----	7,700,236.34	-----	884,763.66
	2023-2024					374.71	-----	-----	94,169.17	-----	<sup>4</sup> -93,794.46
	2023					1,095,922.62	-----	-----	1,039,597.88	-----	56,324.74
	2022-2023					-133,685.20	-----	-----	-133,685.20	-----	-----
	2022					155,077.45	-----	-----	58,650.19	-----	96,427.26
	2021-2022					2.02	-----	-----	2.02	-----	-----
	2021					104.61	-----	-----	-----	-----	104.61
	2020-2021					227.15	-----	-----	-----	-----	227.15
	2020					28.71	-----	-----	-----	-----	28.71
	2019					2,328.54	-----	-----	29.50	2,299.04	-----
	2003					-213,476.55	-----	-----	-----	-----	<sup>4</sup> -213,476.55
	1999					-60,393.97	-----	-----	-----	-----	<sup>4</sup> -60,393.97
	Subtotal		306	2300	000	846,510.09	8,585,000.00	-----	8,670,045.25	2,299.04	759,165.80
<b>Trust Fund Accounts</b>											
Donations, Advisory Council on Historic Preservation											
Fund Resources:											
Undisbursed Funds	No Year		306	8298	000	10,000.00	20,407.50	-----	7,594.41	-----	22,813.09
<b>Deductions for Offsetting Receipts</b>											
Proprietary Receipts from the Public											
						-----	-20,407.50	-----	-20,407.50	-----	-----

Footnotes at End of Chapter

## Appropriations, Outlays, and Balances - Continued

Appropriation or Fund Account  Title	Account Symbol				Balances, Beginning of Fiscal Year	Appropriations and Other Obligational Authority <sup>1</sup>	Transfers Borrowings and Investment (Net) <sup>2</sup>	Outlays (Net)	Balances Withdrawn and Other Transactions <sup>3</sup>	Balances, End of Fiscal Year
	Period of Availability	ATA	AID	MAIN						
Total, Advisory Council on Historic Preservation					856,510.09	8,585,000.00	-----	8,657,232.16	2,299.04	781,978.89
<b>Appalachian Regional Commission</b>										
<b>General Fund Accounts</b>										
Appalachian Regional Development Programs, Appalachian Regional Commission										
Fund Resources:										
Undisbursed Funds	2024		309	0200	000	-----	-----	-6,765.00	-----	6,765.00
	No Year					921,891,008.83	389,833,121.00	907,931.09	162,337,381.70	1,150,294,679.22
Rural Utilities Service, Agriculture	No Year	012	309	0200	020	95,615,222.10	7,153,660.00	-----	9,411,140.32	93,357,741.78
Economic Development Administration, Commerce	No Year	013	309	0200	020	20,017,917.06	2,569,469.00	-----	4,085,972.19	18,501,413.87
Federal Highway Administration, Transportation	No Year	069	309	0200	005	6,196,104.81	443,750.00	-907,931.09	2,062,730.44	3,669,193.28
Housing and Urban Development	No Year	086	309	0200	000	5,871,461.40	-----	-----	-----	5,871,461.40
	Subtotal		309	0200	000	1,049,591,714.20	400,000,000.00	-----	177,890,459.65	1,271,701,254.55
<b>Trust Fund Accounts</b>										
Administrative Expenses, Appalachian Regional Commission										
Fund Resources:										
Undisbursed Funds	No Year		309	8090	000	413,406.00	-----	-----	-----	413,406.00
Total, Appalachian Regional Commission						1,050,005,120.20	400,000,000.00	-----	177,890,459.65	1,272,114,660.55
<b>Access Board</b>										
<b>Architectural and Transportation Barriers Compliance Board</b>										
<b>General Fund Accounts</b>										
Salaries and Expenses, Access Board										
Fund Resources:										
Undisbursed Funds	2024		310	3200	000	-----	9,955,000.00	-----	6,711,361.97	3,243,638.03
	2023					3,868,307.39	-----	-----	2,555,813.98	1,312,493.41
	2022					720,715.63	-----	-----	198,744.02	521,971.61
	2021					499,706.23	-----	-----	-----	499,706.23
	2020					230,765.19	-----	-----	-----	230,765.19
	2019					296,608.85	-----	-----	296,608.85	-----
Total, Architectural and Transportation Barriers Compliance Board						5,616,103.29	9,955,000.00	-----	9,465,919.97	5,808,574.47
Total, Access Board						5,616,103.29	9,955,000.00	-----	9,465,919.97	5,808,574.47
<b>Barry Goldwater Scholarship and Excellence in Education Foundation</b>										
<b>General Fund Accounts</b>										
Salaries and Expenses, Barry Goldwater Scholarship and Excellence in Education Foundation										
Fund Resources:										
Undisbursed Funds	No Year		313	1535	000	1,293,670.00	-----	-----	768,691.00	524,979.00
<b>Trust Fund Accounts</b>										

Footnotes at End of Chapter

Appropriations, Outlays, and Balances - Continued

Appropriation or Fund Account  Title	Account Symbol				Balances, Beginning of Fiscal Year	Appropriations and Other Obligational Authority <sup>1</sup>	Transfers Borrowings and Investment (Net) <sup>2</sup>	Outlays (Net)	Balances Withdrawn and Other Transactions <sup>3</sup>	Balances, End of Fiscal Year
	Period of Availability	ATA	AID	MAIN						
Trust Fund, Barry Goldwater Scholarship and Excellence in Education Foundation Fund Resources:										
Undisbursed Funds	2022-2028		313	8281	000	----- 9,000,000.00	----- -----	1,770,000.00	-----	7,230,000.00
	No Year					10,848,752.98	2,236,604.82	-11,490,821.88	-----	674,891.40
Unrealized Discount on Investments						-748,894.26	-----	-9,178.12	-----	-758,072.38
Investments in US Treasury Securities						61,400,242.71	-----	11,500,000.00	-----	72,900,242.71
	Subtotal		313	8281	000	71,500,101.43	11,236,604.82	-----	2,689,644.52	80,047,061.73
<b>Deductions for Offsetting Receipts</b>										
Proprietary Receipts from the Public						-----	-50,000.00	-----	-50,000.00	-----
Intrabudgetary Receipts Deducted by Agency						-----	-9,000,000.00	-----	-9,000,000.00	-----
Total, Offsetting Receipts						- 0 -	-9,050,000.00	-----	-9,050,000.00	-----
Total, Barry Goldwater Scholarship and Excellence in Education Foundation						72,793,771.43	2,186,604.82	-----	-5,591,664.48	80,572,040.73
<b>United States Agency for Global Media</b>										
<b>General Fund Accounts</b>										
Broadcasting Capital Improvements, United States Agency for Global Media Fund Resources:										
Undisbursed Funds	No Year		514	0204	000	33,388,001.92	9,700,000.00	-----	5,237,219.96	37,850,781.96
International Broadcasting Operations, United States Agency for Global Media Fund Resources:										
Undisbursed Funds	2024-2025		514	0206	000	-----	8,762,600.00	-----	-----	8,762,600.00
	2022-2025					-----	-----	-----	-259,410.94	259,410.94
	2024					-----	789,538,774.00	-----	698,214,126.69	91,324,647.31
	2023-2024					5,182,279.00	-----	8,098,218.00	7,077,458.73	6,203,038.27
	2022-2024					15,829,874.92	-----	-----	11,765,654.32	4,064,220.60
	2023					110,281,112.85	-----	-7,231,418.00	91,591,083.60	11,458,611.25
	2022					20,722,551.91	-----	-----	6,559,163.79	14,163,388.12
	2021					10,592,499.74	-----	-----	241,382.06	10,351,117.68
	2020					10,883,495.34	-----	-----	185,536.00	10,697,959.34
	2019-2020					2,489.83	-----	-----	-----	2,489.83
	2019					13,306,810.06	-----	-12,910,708.00	57,983.11	338,118.95
	No Year					30,737,314.07	58,912,626.00	10,600,000.00	62,637,021.37	37,612,918.70
	Subtotal		514	0206	000	217,538,427.72	857,214,000.00	-1,443,908.00	878,069,998.73	194,900,402.04
Broadcasting to Cuba, United States Agency for Global Media Fund Resources:										
Undisbursed Funds	No Year		514	0208	000	28,143.82	-----	-----	-----	28,143.82
Buying Power Maintenance, United States Agency for Global Media Fund Resources:										
Undisbursed Funds	No Year		514	1147	000	17,465,838.00	-----	5,043,908.00	-----	22,509,746.00

Footnotes at End of Chapter



## Appropriations, Outlays, and Balances - Continued

Appropriation or Fund Account  Title	Account Symbol				Balances, Beginning of Fiscal Year	Appropriations and Other Obligational Authority <sup>1</sup>	Transfers Borrowings and Investment (Net) <sup>2</sup>	Outlays (Net)	Balances Withdrawn and Other Transactions <sup>3</sup>	Balances, End of Fiscal Year
	Period of Availability	ATA	AID	MAIN						
<b>Trust Fund Accounts</b>										
Foreign Service National Separation Liability Trust Fund, United States Agency for Global Media Fund Resources: Undisbursed Funds	No Year		514	8285	000	5,668,134.24	467,902.00	----- 321,919.57	-----	5,814,116.67
Miscellaneous Trust Fund, United States Agency for Global Media Fund Resources: Undisbursed Funds	No Year		514	8286	000	286,005.61	-----	-----	-----	286,005.61
<b>Deductions for Offsetting Receipts</b>										
Proprietary Receipts from the Public						----- -442,093.86	-----	-442,093.86	-----	-----
Intrabudgetary Receipts Deducted by Agency						----- -467,902.00	-----	-467,902.00	-----	-----
Total, Offsetting Receipts						- 0 - -909,995.86	-----	-909,995.86	-----	- 0 -
Total, United States Agency for Global Media						274,374,551.31	866,471,906.14	3,600,000.00	882,719,142.40	338,118.95 261,389,196.10
<b>Bureau of Consumer Financial Protection</b>										
<b>Special Fund Accounts</b>										
Bureau of Consumer Financial Protection Fund, Bureau of Consumer Financial Protection Fund Resources: Undisbursed Funds	No Year		581	5577	000	25,068,468.58	766,224,748.93	12,352,451.07	777,311,329.44	----- 26,334,339.14
Unrealized Discount on Investments						-5,705,474.24	-----	284,843.09	-----	-5,420,631.15
Investments in US Treasury Securities						431,255,000.00	-----	-12,655,000.00	-----	418,600,000.00
Funds Held Outside the Treasury						312,193.73	-----	17,705.84	-----	329,899.57
Subtotal			581	5577	000	450,930,188.07	766,224,748.93	-----	777,311,329.44	----- 439,843,607.56
Consumer Financial Civil Penalty Fund, Bureau of Consumer Financial Protection Fund Resources: Undisbursed Funds	No Year		581	5578	000	5,141,909.70	169,954,725.15	508,933,959.67	460,498,441.76	----- 223,532,152.76
Funds Held Outside the Treasury						2,642,844,619.75	-----	-508,933,959.67	-----	2,133,910,660.08
Subtotal			581	5578	000	2,647,986,529.45	169,954,725.15	-----	460,498,441.76	----- 2,357,442,812.84
<b>Deductions for Offsetting Receipts</b>										
Proprietary Receipts from the Public						----- -3,875.00	-----	-3,875.00	-----	-----
Intrabudgetary Receipts Deducted by Agency						----- -36,747,548.93	-----	-36,747,548.93	-----	-----
Total, Offsetting Receipts						- 0 - -36,751,423.93	-----	-36,751,423.93	-----	- 0 -
Total, Bureau of Consumer Financial Protection						3,098,916,717.52	899,428,050.15	-----	1,201,058,347.27	----- 2,797,286,420.40
<b>Central Intelligence Agency</b>										
<b>General Fund Accounts</b>										
Central Intelligence Agency Retirement and Disability System Fund,										

Footnotes at End of Chapter

Appropriations, Outlays, and Balances - Continued

Appropriation or Fund Account  Title	Account Symbol				Balances, Beginning of Fiscal Year	Appropriations and Other Obligational Authority <sup>1</sup>	Transfers Borrowings and Investment (Net) <sup>2</sup>	Outlays (Net)	Balances Withdrawn and Other Transactions <sup>3</sup>	Balances, End of Fiscal Year
	Period of Availability	ATA	AID	MAIN						
Central Intelligence Agency Fund Resources: Undisbursed Funds	2024		056	3400	000	514,000,000.00		514,000,000.00		
<b>Chemical Safety and Hazard Investigation Board</b>										
<b>General Fund Accounts</b>										
Salaries and Expenses, Chemical Safety and Hazard Investigation Board Fund Resources: Undisbursed Funds	2024		510	3850	000	14,400,000.00		11,338,391.64		3,061,608.36
	2023					4,504,249.14		3,300,340.98		1,203,908.16
	2022					1,635,772.11		128,030.44		1,507,741.67
	2021					1,774,413.92		1,288.67		1,773,125.25
	2020					2,039,642.93		-3,848.80		2,043,491.73
	2019					1,645,370.05		-4,879.08	1,650,249.13	
	Subtotal		510	3850	000	11,599,448.15	14,400,000.00	14,759,323.85	1,650,249.13	9,589,875.17
Emergency Fund, Chemical Safety and Hazard Investigation Board Fund Resources: Undisbursed Funds	No Year		510	3851	000	844,145.00				844,145.00
<b>Deductions for Offsetting Receipts</b>										
Proprietary Receipts from the Public							-209.27	-209.27		
Total, Chemical Safety and Hazard Investigation Board						12,443,593.15	14,399,790.73	14,759,114.58	1,650,249.13	10,434,020.17
<b>Christopher Columbus Fellowship Foundation</b>										
<b>Trust Fund Accounts</b>										
Christopher Columbus Scholarship Fund, Christopher Columbus Fellowship Foundation Fund Resources: Undisbursed Funds	No Year		465	8187	000	44,916.31				44,916.31
<b>Commission of Fine Arts</b>										
<b>General Fund Accounts</b>										
Salaries and Expenses, Commission of Fine Arts Fund Resources: Undisbursed Funds	2024		323	2600	000		3,661,000.00	3,017,642.38		643,357.62
	2023					794,914.77		297,013.45		497,901.32
	2022					236,420.32		1,685.62		234,734.70
	2021					69,373.18				69,373.18
	2020					132,272.85				132,272.85
	2019					26,974.92			26,974.92	
	No Year					216,674.52		-771.86		217,446.38
	Subtotal		323	2600	000	1,476,630.56	3,661,000.00	3,315,569.59	26,974.92	1,795,086.05

Footnotes at End of Chapter

**Appropriations, Outlays, and Balances - Continued**

Appropriation or Fund Account  Title	Account Symbol				Balances, Beginning of Fiscal Year	Appropriations and Other Obligational Authority <sup>1</sup>	Transfers Borrowings and Investment (Net) <sup>2</sup>	Outlays (Net)	Balances Withdrawn and Other Transactions <sup>3</sup>	Balances, End of Fiscal Year
	Period of Availability	ATA	AID	MAIN						
National Capital Arts and Cultural Affairs, Commission of Fine Arts Fund Resources:										
Undisbursed Funds	2024		323	2602	000	-----	5,000,000.00	-----	5,000,000.00	-----
	2019					0.02	-----	-----	0.02	-----
	Subtotal		323	2602	000	0.02	5,000,000.00	-----	5,000,000.00	0.02
Total, Commission of Fine Arts						1,476,630.58	8,661,000.00	-----	8,315,569.59	26,974.94
<b>Commission on Civil Rights</b>										
<b>General Fund Accounts</b>										
Salaries and Expenses, Commission on Civil Rights Fund Resources:										
Undisbursed Funds	2024		326	1900	000	-----	14,350,000.00	-----	12,372,905.29	-----
	2023					3,900,658.02	-----	-----	2,614,882.62	-----
	2022					644,369.48	-----	-----	131,713.30	-----
	2021					696,306.99	-----	-----	32,855.04	-----
	2020					284,665.30	-----	-----	-----	284,665.30
	2019					225,084.43	-----	-----	225,084.43	-----
	Subtotal		326	1900	000	5,751,084.22	14,350,000.00	-----	15,152,356.25	225,084.43
<b>Deductions for Offsetting Receipts</b>										
Intrabudgetary Receipts Deducted by Agency						-----	-455.17	-----	-455.17	-----
Total, Commission on Civil Rights						5,751,084.22	14,349,544.83	-----	15,151,901.08	225,084.43
<b>Committee for Purchase from People who are Blind or Severely Disabled</b>										
<b>General Fund Accounts</b>										
Salaries and Expenses, Committee for Purchase from People Who Are Blind or Severely Disabled Fund Resources:										
Undisbursed Funds	2024		338	2000	000	-----	13,124,000.00	-----	9,893,022.80	-----
	2023					4,740,499.96	-----	-----	3,164,373.65	-----
	2022					1,414,947.71	-----	-----	343,295.33	-----
	2021					462,852.33	-----	-----	33,305.76	-----
	2020					437,090.20	-----	-----	-----	437,090.20
	2019					155,696.08	-----	-----	-----	155,696.08
	No Year					1,462,723.77	-----	-----	1,444,958.76	-----
	Subtotal		338	2000	000	8,673,810.05	13,124,000.00	-----	14,878,956.30	155,696.08
<b>Deductions for Offsetting Receipts</b>										
Proprietary Receipts from the Public						-----	-42.02	-----	-42.02	-----
Total, Committee for Purchase from People who are Blind or Severely						8,673,810.05	13,123,957.98	-----	14,878,914.28	155,696.08

Footnotes at End of Chapter

Appropriations, Outlays, and Balances - Continued

Appropriation or Fund Account  Title	Account Symbol				Balances, Beginning of Fiscal Year	Appropriations and Other Obligational Authority <sup>1</sup>	Transfers Borrowings and Investment (Net) <sup>2</sup>	Outlays (Net)	Balances Withdrawn and Other Transactions <sup>3</sup>	Balances, End of Fiscal Year
	Period of Availability	ATA	AID	MAIN						
Disabled										
<b>Commodity Futures Trading Commission</b>										
<b>General Fund Accounts</b>										
Expenses, Commodity Futures Trading Commission Fund Resources:										
Undisbursed Funds	2024-2026		339	1400	000	80,000,000.00		17,784,798.59		62,215,201.41
	2024					265,666,549.00		239,706,512.11		25,960,036.89
	2023-2024					15,969,561.54	1,635,440.00	15,692,031.98		1,912,969.56
	2023					71,358,519.29	-1,635,440.00	63,006,084.74		6,716,994.55
	2022-2023					1,517,324.12		384,322.08		1,133,002.04
	2022					4,381,073.79		911,600.27		3,469,473.52
	2021-2022					2,033,693.08		109,586.39		1,924,106.69
	2021					2,395,328.22		25,024.87		2,370,303.35
	2020-2021					694,215.30		-46,035.82		740,251.12
	2020					3,186,129.36		59,693.22		3,126,436.14
	2019-2020					673,318.18				673,318.18
	2019					2,895,443.25		-7,497.20	2,902,940.45	
	2018-2019					428,854.52			428,854.52	
	2013-2014					-3,043,740.78				-3,043,740.78
	No Year					72,994,522.13		1,641,825.57		71,352,696.56
	Subtotal		339	1400	000	175,484,242.00	345,666,549.00	339,267,946.80	3,331,794.97	178,551,049.23
Expenses, Commodity Futures Trading Commission, Unliquidating Deficiency Fund Resources:										
Undisbursed Funds	No Year		339	1402	000	26,877.31	19,333,451.00	19,333,451.00		26,877.31
Expenses, Customer Protection, Commodity Futures Trading Commission Fund Resources:										
Undisbursed Funds	2021-2025		339	1534	000	8,881,977.06				8,881,977.06
	2021-2023							-2,000.00		2,000.00
	Subtotal		339	1534	000	8,881,977.06		-2,000.00		8,883,977.06
<b>Public Enterprise Funds</b>										
Commodity Futures Trading Commission Customer Protection Fund, Commodity Futures Trading Commission Fund Resources:										
Undisbursed Funds	No Year		339	4334	000	23,303,468.71		26,400,000.00		9,626,868.30
Investments in US Treasury Securities						279,400,000.00		-26,400,000.00		253,000,000.00
	Subtotal		339	4334	000	302,703,468.71		40,076,600.41		262,626,868.30
<b>Deductions for Offsetting Receipts</b>										
Proprietary Receipts from the Public							-3,841.23	-3,841.23		
Total, Commodity Futures Trading Commission						487,096,565.08	364,996,158.77	398,672,156.98	3,331,794.97	450,088,771.90

Footnotes at End of Chapter

## Appropriations, Outlays, and Balances - Continued

Appropriation or Fund Account  Title	Account Symbol				Balances, Beginning of Fiscal Year	Appropriations and Other Obligational Authority <sup>1</sup>	Transfers Borrowings and Investment (Net) <sup>2</sup>	Outlays (Net)	Balances Withdrawn and Other Transactions <sup>3</sup>	Balances, End of Fiscal Year	
	Period of Availability	ATA	AID	MAIN							SUB
<b>Consumer Product Safety Commission</b>											
<b>General Fund Accounts</b>											
Salaries and Expenses, Consumer Product Safety Commission Fund Resources:											
Undisbursed Funds	2021-2026		061	0100	000	23,268,375.34	-----	-----	15,550,648.06	-----	7,717,727.28
	2024					-----	146,975,000.00	-----	123,142,544.34	-----	23,832,455.66
	2023					31,874,985.06	-----	-----	26,825,659.90	-----	5,049,325.16
	2022					3,737,688.56	-----	-----	2,000,090.50	-----	1,737,598.06
	2021					2,277,546.89	-----	-----	151,075.73	-----	2,126,471.16
	2020					1,828,940.35	-----	-----	307,585.55	-----	1,521,354.80
	2019					1,238,974.38	-----	-----	204,204.97	1,034,769.41	-----
	No Year					8,352,018.11	4,000,000.00	-----	1,271,157.43	-----	11,080,860.68
	Subtotal		061	0100	000	72,578,528.69	150,975,000.00	-----	169,452,966.48	1,034,769.41	53,065,792.80
<b>Trust Fund Accounts</b>											
Gifts and Donations, Consumer Product Safety Commission Fund Resources:											
Undisbursed Funds	No Year		061	8079	000	18,953.01	-----	-----	-----	-----	18,953.01
<b>Deductions for Offsetting Receipts</b>											
Proprietary Receipts from the Public						-----	-6,767.48	-----	-6,767.48	-----	-----
Total, Consumer Product Safety Commission						72,597,481.70	150,968,232.52	-----	169,446,199.00	1,034,769.41	53,084,745.81
<b>Corporation for National and Community Service</b>											
<b>General Fund Accounts</b>											
Office of Inspector General, Corporation for National and Community Service Fund Resources:											
Undisbursed Funds	2021-2026		485	2721	000	7,464,412.10	-----	-----	949,742.93	-----	6,514,669.17
	2024					-----	7,595,000.00	-----	5,877,958.20	-----	1,717,041.80
	2023					2,347,786.89	-----	-----	1,473,665.93	-----	874,120.96
	2022					583,297.32	-----	-----	6,190.48	-----	577,106.84
	2021					714,379.94	-----	-----	100.00	-----	714,279.94
	2020-2021					436,200.81	-----	-----	4,509.37	-----	431,691.44
	2020					54,532.37	-----	-----	-----	-----	54,532.37
	2019					334,369.25	-----	-----	-----	334,369.25	-----
	Subtotal		485	2721	000	11,934,978.68	7,595,000.00	-----	8,312,166.91	334,369.25	10,883,442.52
Salaries and Expenses, Corporation for National and Community Service Fund Resources:											
Undisbursed Funds	2021-2025		485	2722	000	5,460,480.14	-----	-----	351,538.68	-----	5,108,941.46
	2024					-----	99,686,000.00	-----	73,715,693.10	-----	25,970,306.90
	2021-2024					36,871,325.17	-----	-----	26,096,011.79	-----	10,775,313.38
	2023					31,800,165.82	-----	-----	27,876,744.23	-----	3,923,421.59

Footnotes at End of Chapter

Appropriations, Outlays, and Balances - Continued

Appropriation or Fund Account  Title	Account Symbol				Balances, Beginning of Fiscal Year	Appropriations and Other Obligational Authority <sup>1</sup>	Transfers Borrowings and Investment (Net) <sup>2</sup>	Outlays (Net)	Balances Withdrawn and Other Transactions <sup>3</sup>	Balances, End of Fiscal Year	
	Period of Availability	ATA	AID	MAIN							SUB
	2022				2,994,249.09	-----	-----	406,164.81	-----	2,588,084.28	
	2021				5,602,977.59	-----	-----	1,629,937.95	-----	3,973,039.64	
	2020-2021				464,010.21	-----	-----	457,959.00	-----	6,051.21	
	2020				3,642,404.85	-----	-----	5,521.05	-----	3,636,883.80	
	2019				2,909,165.26	-----	-----	6,918.11	2,902,247.15	-----	
	No Year				8,688,030.99	-----	2,000,000.00	6,817,789.81	-----	3,870,241.18	
	Subtotal		485	2722	000	98,432,809.12	99,686,000.00	2,000,000.00	137,364,278.53	2,902,247.15	59,852,283.44
Vista Advance Payment Revolving Fund, Corporation for National and Community Service Fund Resources:											
Undisbursed Funds	No Year		485	2723	000	3,009,953.20	-----	-----	-655.10	-----	3,010,608.30
Payment to the National Service Trust, Corporation for National and Community Service Fund Resources:											
Undisbursed Funds	No Year		485	2726	000	-----	180,000,000.00	-----	180,000,000.00	-----	-----
Operating Expenses, Corporation for National and Community Service Fund Resources:											
Undisbursed Funds	2022-2031		485	2728	000	-----	-----	-----	-8,649,941.71	-----	8,649,941.71
	2024-2027				-----	-----	-----	-----	-419,591.42	-----	419,591.42
	2021-2025				154,010,933.23	-----	-----	-----	58,810,703.83	-----	95,200,229.40
	2024				-----	975,525,000.00	-----	-----	147,813,162.33	-----	827,711,837.67
	2021-2024				444,539,753.34	-----	-----	-----	153,095,658.33	-----	291,444,095.01
	2020-2024				-----	-----	-----	-----	-35,077,479.07	-----	35,077,479.07
	2023				850,483,432.35	-----	-----	-----	364,514,000.94	-----	485,969,431.41
	2022				419,600,770.02	-----	-----	-----	264,201,212.59	-----	155,399,557.43
	2021				139,723,758.58	-----	-----	-----	20,982,690.48	-----	118,741,068.10
	2020-2021				2,262,928.44	-----	-----	-----	-216,994.10	-----	2,479,922.54
	2020				91,054,874.08	-----	-----	-----	2,354,221.44	-----	88,700,652.64
	2019				51,040,572.14	-----	-----	-----	26,569,475.55	24,471,096.59	-----
	No Year				2,242,527.73	-----	-----	-----	-3,921,487.65	-----	6,164,015.38
	Subtotal		485	2728	000	2,154,959,549.91	975,525,000.00	-----	990,055,631.54	24,471,096.59	2,115,957,821.78
<b>Trust Fund Accounts</b>											
National Service Trust, Corporation for National and Community Service Fund Resources:											
Undisbursed Funds	No Year		485	8267	000	219,508,393.48	270,176,222.41	-163,933,235.85	144,604,067.51	<sup>5</sup> 243,000,000.00	<sup>4</sup> -61,852,687.47
Unrealized Discount on Investments					-53,656,756.07	-----	-19,698,297.30	-----	-----	-----	-73,355,053.37
Investments in US Treasury Securities					1,426,472,040.17	-----	183,631,533.15	-----	-----	-----	1,610,103,573.32
	Subtotal		485	8267	000	1,592,323,677.58	270,176,222.41	-----	144,604,067.51	243,000,000.00	1,474,895,832.48
Gifts and Contributions, Corporation for National and Community											

Footnotes at End of Chapter

## Appropriations, Outlays, and Balances - Continued

Appropriation or Fund Account  Title	Account Symbol				Balances, Beginning of Fiscal Year	Appropriations and Other Obligational Authority <sup>1</sup>	Transfers Borrowings and Investment (Net) <sup>2</sup>	Outlays (Net)	Balances Withdrawn and Other Transactions <sup>3</sup>	Balances, End of Fiscal Year	
	Period of Availability	ATA	AID	MAIN							SUB
Service Fund Resources: Undisbursed Funds	No Year		485	8981	000	460,064.86	5,909,357.56	----- 1,039,633.52	----- -----	5,329,788.90	
<b>Deductions for Offsetting Receipts</b>											
Proprietary Receipts from the Public						----- -9,420,696.82	----- -----	----- -9,420,696.82	----- -----	----- -----	
Intrabudgetary Receipts Deducted by Agency						----- -205,583,040.72	----- -----	----- -205,583,040.72	----- -----	----- -----	
Total, Offsetting Receipts						- 0 -	----- -215,003,737.54	----- -215,003,737.54	----- -----	- 0 -	
Total, Corporation for National and Community Service						3,861,121,033.35	1,323,887,842.43	2,000,000.00	1,246,371,385.37	270,707,712.99	3,669,929,777.42
<b>Corporation for Public Broadcasting</b>											
<b>General Fund Accounts</b>											
Public Broadcasting Fund, Corporation for Public Broadcasting, Treasury Fund Resources: Undisbursed Funds	2024		020	0151	000	----- 585,000,000.00	----- -----	----- 585,000,000.00	----- -----	----- -----	
<b>Corporation for Travel Promotion</b>											
<b>Special Fund Accounts</b>											
Travel Promotion Fund, Corporation for Travel Promotion Fund Resources: Undisbursed Funds	No Year		580	5585	000	119,165,144.00	100,000,000.00	----- -----	----- 161,875,506.50	----- 57,289,637.50	
<b>Council of the Inspectors General on Integrity and Efficiency</b>											
<b>General Fund Accounts</b>											
Pandemic Response Accountability Committee, Council of the Inspectors General on Integrity and Efficiency Fund Resources: Undisbursed Funds	2021-2025		542	1654	000	22,048,503.10	----- -----	----- 2,643,840.79	----- -----	19,404,662.31	
	No Year					25,996,245.58	----- -----	----- 15,329,823.14	----- -----	10,666,422.44	
	Subtotal		542	1654	000	48,044,748.68	----- -----	----- 17,973,663.93	----- -----	30,071,084.75	
<b>Intragovernmental Funds</b>											
Inspectors General Council Fund, Council of the Inspectors General on Integrity and Efficiency Fund Resources: Undisbursed Funds	No Year		542	4592	000	24,339,752.94	2,850,000.00	----- -----	----- 1,794,162.78	----- 25,395,590.16	
Total, Council of the Inspectors General on Integrity and Efficiency						72,384,501.62	2,850,000.00	----- -----	----- 19,767,826.71	----- 55,466,674.91	
<b>Court Services and Offender Supervision Agency for the District of Columbia</b>											
<b>General Fund Accounts</b>											
Salaries and Expenses, Federal Payment to the Court Services and Offender Supervision Agency for the District of Columbia Fund Resources: Undisbursed Funds	2024-2026		511	1734	000	----- -----	6,756,000.00	----- -----	----- -----	6,756,000.00	
	2023-2025					8,796,000.00	----- -----	----- -----	----- -----	8,796,000.00	
	2024					----- -----	279,260,000.00	----- -----	----- 221,791,382.32	----- 57,468,617.68	

Footnotes at End of Chapter

Appropriations, Outlays, and Balances - Continued

Appropriation or Fund Account  Title	Account Symbol				Balances, Beginning of Fiscal Year	Appropriations and Other Obligational Authority <sup>1</sup>	Transfers Borrowings and Investment (Net) <sup>2</sup>	Outlays (Net)	Balances Withdrawn and Other Transactions <sup>3</sup>	Balances, End of Fiscal Year	
	Period of Availability	ATA	AID	MAIN							SUB
	2022-2024				22,051,000.00	-----	-----	197,731.19	-----	21,853,268.81	
	2023				66,858,783.47	-----	-----	49,394,093.69	-----	17,464,689.78	
	2021-2023				459,000.00	-----	-----	-----	-----	459,000.00	
	2022				20,237,424.18	-----	-----	4,938,062.54	-----	15,299,361.64	
	2020-2022				4,816,000.00	-----	-----	-----	-----	4,816,000.00	
	2021				19,465,166.20	-----	-----	555,846.83	-----	18,909,319.37	
	2019-2021				13,223,000.00	-----	-----	-----	-----	13,223,000.00	
	2020				18,851,394.01	-----	-----	59,476.75	-----	18,791,917.26	
	2019-2020				139.67	-----	-----	-----	-----	139.67	
	2019				15,415,251.52	-----	-----	69,014.49	15,346,237.03	-----	
Total, Court Services and Offender Supervision Agency for the District of Columbia					190,173,159.05	286,016,000.00	-----	277,005,607.81	15,346,237.03	183,837,314.21	
<b>Defense Nuclear Facilities Safety Board</b>											
<b>Consolidated Working Funds</b>											
Salaries and Expenses, Defense Nuclear Facilities Safety Board Fund Resources:											
Undisbursed Funds	2024-2025		347	3900	000	-----	42,000,000.00	-----	30,022,330.83	-----	11,977,669.17
	2023-2024					13,431,835.77	-----	-----	12,737,999.22	-----	693,836.55
	2022-2023					1,664,261.36	-----	-----	1,174,876.02	-----	489,385.34
	2021-2022					259,778.79	-----	-----	139.81	-----	259,638.98
	2020-2021					384,215.03	-----	-----	9,413.91	-----	374,801.12
	2019-2020					423,638.34	-----	-----	-----	-----	423,638.34
	2018-2019					391,048.33	-----	-----	-----	391,048.33	-----
	No Year					2,101,646.51	-----	-----	-26,161.79	-----	2,127,808.30
	Subtotal		347	3900	000	18,656,424.13	42,000,000.00	-----	43,918,598.00	391,048.33	16,346,777.80
<b>Deductions for Offsetting Receipts</b>											
Proprietary Receipts from the Public						-----	-60.00	-----	-60.00	-----	-----
Total, Defense Nuclear Facilities Safety Board						18,656,424.13	41,999,940.00	-----	43,918,538.00	391,048.33	16,346,777.80
<b>Delta Regional Authority</b>											
<b>General Fund Accounts</b>											
Salaries and Expenses, Delta Regional Authority Fund Resources:											
Undisbursed Funds	2024		517	0750	000	-----	-----	-----	-11,507.57	-----	11,507.57
	No Year					247,160,034.76	34,100,000.00	9,395,216.00	35,816,684.58	-----	254,838,566.18
Agriculture	No Year	012	517	0750	000	64,569.29	-----	-----	-----	-----	64,569.29
	Subtotal		517	0750	000	247,224,604.05	34,100,000.00	9,395,216.00	35,805,177.01	-----	254,914,643.04
<b>Deductions for Offsetting Receipts</b>											
Proprietary Receipts from the Public						-----	-446.11	-----	-446.11	-----	-----

Footnotes at End of Chapter



## Appropriations, Outlays, and Balances - Continued

Appropriation or Fund Account  Title	Account Symbol				Balances, Beginning of Fiscal Year	Appropriations and Other Obligational Authority <sup>1</sup>	Transfers Borrowings and Investment (Net) <sup>2</sup>	Outlays (Net)	Balances Withdrawn and Other Transactions <sup>3</sup>	Balances, End of Fiscal Year	
	Period of Availability	ATA	AID	MAIN							SUB
Total, Delta Regional Authority					247,224,604.05	34,099,553.89	9,395,216.00	35,804,730.90	-----	254,914,643.04	
<b>Denali Commission</b>											
<b>General Fund Accounts</b>											
Expenses, Denali Commission Fund Resources:											
Undisbursed Funds	No Year		513	1200	000	157,359,863.55	48,907,279.00	10,000,000.00	75,239.43	-----	216,191,903.12
<b>Special Fund Accounts</b>											
Gifts and Donations, Denali Commission Fund Resources:											
Undisbursed Funds	No Year		513	5605	000	101,181.00	2,424,578.00	-----	205,445.46	-----	2,320,313.54
<b>Trust Fund Accounts</b>											
Denali Commission Trust Fund Fund Resources:											
Undisbursed Funds	No Year		513	8056	000	9,486,404.01	4,645,096.75	-----	4,832,932.98	-----	9,298,567.78
<b>Deductions for Offsetting Receipts</b>											
Proprietary Receipts from the Public						-----	-2,424,578.00	-----	-2,424,578.00	-----	-----
Total, Denali Commission						166,947,448.56	53,552,375.75	10,000,000.00	2,689,039.87	-----	227,810,784.44
<b>District of Columbia</b>											
<b>District of Columbia Courts</b>											
<b>General Fund Accounts</b>											
Federal Payment to the District of Columbia Judicial Survivors and Annuity Fund, Treasury Fund Resources:											
Undisbursed Funds	No Year		020	1713	000	-----	26,806,000.00	-----	26,806,000.00	-----	-----
Salaries and Expenses, Federal Payment to the District of Columbia Courts Fund Resources:											
Undisbursed Funds	2024-2025		349	1712	000	-----	46,750,000.00	-----	3,913,638.69	-----	42,836,361.31
	2024					-----	245,318,000.00	-500,000.00	227,924,990.81	-----	16,893,009.19
	2023-2024					45,846,738.36	-----	-----	6,729,964.14	-----	39,116,774.22
	2023					29,242,045.08	-----	500,000.00	23,306,554.86	-----	6,435,490.22
	2022-2023					20,881,461.17	-----	-----	12,127,612.88	-----	8,753,848.29
	2022					5,278,968.97	-----	-----	1,345,326.59	-----	3,933,642.38
	2021-2022					18,010,614.94	-----	-----	15,983,276.62	-----	2,027,338.32
	2021					3,950,197.14	-----	-----	158,408.01	-----	3,791,789.13
	2020-2021					8,203,309.43	-----	-----	4,383,245.30	-----	3,820,064.13
	2020					5,176,277.50	-----	-----	14,670.43	-----	5,161,607.07
	2019-2020					2,534,215.81	-----	-----	1,748,582.51	-----	785,633.30
	2019					3,724,973.22	-----	-----	68.50	3,724,904.72	-----
	2018-2019					1,872,751.88	-----	-----	1,801,063.84	71,688.04	-----

Footnotes at End of Chapter

Appropriations, Outlays, and Balances - Continued

Appropriation or Fund Account  Title	Account Symbol				Balances, Beginning of Fiscal Year	Appropriations and Other Obligational Authority <sup>1</sup>	Transfers Borrowings and Investment (Net) <sup>2</sup>	Outlays (Net)	Balances Withdrawn and Other Transactions <sup>3</sup>	Balances, End of Fiscal Year	
	Period of Availability	ATA	AID	MAIN							SUB
Funds Held Outside the Treasury	No Year				1,468,389.44	-----	-----	-278,794.19	-----	1,747,183.63	
	2024				-----	-----	500,000.00	-----	-----	500,000.00	
	2023				500,000.00	-----	-500,000.00	-----	-----	-----	
	Subtotal		349	1712	000	146,689,942.94	292,068,000.00	-----	299,158,608.99	3,796,592.76	135,802,741.19
Payments, Federal Payment for Defender Services in District of Columbia Courts Fund Resources: Undisbursed Funds	No Year		349	1736	000	69,303,808.30	21,005,000.00	-----	41,630,145.32	-----	48,678,662.98
<b>Special Fund Accounts</b>											
District of Columbia Crime Victims Compensation Fund, District of Columbia Courts Fund Resources: Undisbursed Funds	No Year		349	5676	000	2,774,110.11	4,030,678.59	-----	6,421,659.55	-----	383,129.15
<b>Trust Fund Accounts</b>											
District of Columbia Judicial Retirement and Survivor's Annuity Fund, Treasury Fund Resources: Undisbursed Funds	No Year		020	8212	000	96,797.99	31,530,427.56	-13,660,353.51	17,627,569.14	-----	339,302.90
Unrealized Discount on Investments						-4,290,353.51	-----	-1,577.48	-----	-----	-4,291,930.99
Investments in US Treasury Securities						206,078,819.87	-----	13,661,930.99	-----	-----	219,740,750.86
	Subtotal		020	8212	000	201,885,264.35	31,530,427.56	-----	17,627,569.14	-----	215,788,122.77
<b>Deductions for Offsetting Receipts</b>											
Proprietary Receipts from the Public						-----	-112.00	-----	-112.00	-----	-----
Intrabudgetary Receipts Deducted by Agency						-----	-26,806,000.00	-----	-26,806,000.00	-----	-----
Total, Offsetting Receipts						- 0 -	-26,806,112.00	-----	-26,806,112.00	-----	- 0 -
Total, District of Columbia Courts						420,653,125.70	348,633,994.15	-----	364,837,871.00	3,796,592.76	400,652,656.09
<b>District of Columbia General and Special Payments</b>											
<b>General Fund Accounts</b>											
Federal Payment for the District of Columbia National Guard, Treasury Fund Resources: Undisbursed Funds	No Year		020	1701	000	-----	600,000.00	-----	285,240.00	-----	314,760.00
Federal Payment to the Federal District of Columbia Pension Fund, Treasury Fund Resources: Undisbursed Funds	No Year		020	1714	000	-----	680,788,000.00	-----	680,788,000.00	-----	-----
Federal Payment for Resident Tuition Support, Treasury Fund Resources: Undisbursed Funds	No Year		020	1736	000	-----	40,000,000.00	-----	19,016,000.00	-----	20,984,000.00
Federal Payment for Emergency Planning and Security Costs in the											

Footnotes at End of Chapter

## Appropriations, Outlays, and Balances - Continued

Appropriation or Fund Account  Title	Account Symbol				Balances, Beginning of Fiscal Year	Appropriations and Other Obligational Authority <sup>1</sup>	Transfers Borrowings and Investment (Net) <sup>2</sup>	Outlays (Net)	Balances Withdrawn and Other Transactions <sup>3</sup>	Balances, End of Fiscal Year
	Period of Availability	ATA	AID	MAIN						
District of Columbia, Treasury Fund Resources: Undisbursed Funds	No Year		020	1771	000	----- 30,000,000.00	-----	14,262,000.00	-----	15,738,000.00
Federal Payment to the District of Columbia Water and Sewer Authority, Treasury Fund Resources: Undisbursed Funds	No Year		020	1796	000	----- 8,000,000.00	-----	8,000,000.00	-----	-----
Federal Payment for School Improvement, Treasury Fund Resources: Undisbursed Funds	No Year		020	1817	000	----- 52,500,000.00	-----	52,500,000.00	-----	-----
Federal Payment to the Criminal Justice Coordinating Council, Treasury Fund Resources: Undisbursed Funds	No Year		020	1818	000	----- 2,450,000.00	-----	1,164,730.00	-----	1,285,270.00
Federal Payment for Judicial Commissions, Treasury Fund Resources: Undisbursed Funds	2024-2025		020	1822	000	----- 630,000.00	-----	299,502.00	-----	330,498.00
Federal Payment for Testing and Treatment of HIV/AIDS, Treasury Fund Resources: Undisbursed Funds	2024		020	1824	000	----- 4,000,000.00	-----	1,901,600.00	-----	2,098,400.00
<b>Special Fund Accounts</b>										
District of Columbia Federal Pension Fund, Treasury Fund Resources: Undisbursed Funds	No Year		020	5511	000	210,064.47	774,085,081.32	-188,171,337.86	585,958,676.54	----- 165,131.39
Unrealized Discount on Investments						-226,859,670.98	-----	-82,185,695.00	-----	-309,045,365.98
Investments in US Treasury Securities						4,253,820,480.73	-----	270,357,032.86	-----	4,524,177,513.59
	Subtotal		020	5511	000	4,027,170,874.22	774,085,081.32	-----	585,958,676.54	----- 4,215,297,279.00
<b>Deductions for Offsetting Receipts</b>										
Proprietary Receipts from the Public						-----	-11,760.93	-----	-11,760.93	-----
Intrabudgetary Receipts Deducted by Agency						-----	-774,085,081.32	-----	-774,085,081.32	-----
Total, Offsetting Receipts						- 0 -	-774,096,842.25	-----	-774,096,842.25	----- - 0 -
Total, District of Columbia General and Special Payments						4,027,170,874.22	818,956,239.07	-----	590,078,906.29	----- 4,256,048,207.00
Total, District of Columbia						4,447,823,999.92	1,167,590,233.22	-----	954,916,777.29	----- 3,796,592.76 4,656,700,863.09
<b>Election Assistance Commission</b>										
<b>General Fund Accounts</b>										
Salaries and Expenses, Election Assistance Commission Fund Resources: Undisbursed Funds	2024		525	1650	000	----- 27,720,000.00	-----	18,916,644.70	-----	8,803,355.30
	2023					10,180,174.31	-----	8,393,844.28	-----	1,786,330.03
	2022					3,301,042.97	-----	1,563,799.21	-----	1,737,243.76
	2021					1,020,506.89	-----	299,982.27	-----	720,524.62
	2020-2021					64,709.10	-----	29,385.66	-----	35,323.44
	2020					260,710.83	-----	1,178.23	-----	259,532.60

Footnotes at End of Chapter

**Appropriations, Outlays, and Balances - Continued**

Appropriation or Fund Account  Title	Account Symbol				Balances, Beginning of Fiscal Year	Appropriations and Other Obligational Authority <sup>1</sup>	Transfers Borrowings and Investment (Net) <sup>2</sup>	Outlays (Net)	Balances Withdrawn and Other Transactions <sup>3</sup>	Balances, End of Fiscal Year
	Period of Availability	ATA	AID	MAIN						
	2019				302,387.21	-----	-----	18,436.74	283,950.47	-----
	No Year				1,000,000.00	-----	-----	63,138.65	-----	936,861.35
	Subtotal		525	1650	000	16,129,531.31	27,720,000.00	29,286,409.74	283,950.47	14,279,171.10
<b>Election Reform Programs, Election Assistance Commission</b>										
Fund Resources:										
Undisbursed Funds	2024		525	1651	000	-----	-----	-2,000,000.00	-----	2,000,000.00
	2023				5,041,134.00	-----	-----	4,041,134.00	-----	1,000,000.00
	2022				1,400,000.00	-----	-----	400,000.00	-----	1,000,000.00
	2020				67,451,618.89	-----	-----	-3,084.11	-----	67,454,703.00
	No Year				2,225,695.44	-----	-----	-----	-----	2,225,695.44
	Subtotal		525	1651	000	76,118,448.33	-----	2,438,049.89	-----	73,680,398.44
<b>Election Data Collections Grants, Election Assistance Commission</b>										
Fund Resources:										
Undisbursed Funds	No Year		525	1652	000	1,557,794.38	-----	-----	-----	1,557,794.38
<b>Deductions for Offsetting Receipts</b>										
Proprietary Receipts from the Public					-----	-6,777.28	-----	-6,777.28	-----	-----
<b>Total, Election Assistance Commission</b>					<b>93,805,774.02</b>	<b>27,713,222.72</b>	-----	<b>31,717,682.35</b>	<b>283,950.47</b>	<b>89,517,363.92</b>
<b>Equal Employment Opportunity Commission</b>										
<b>General Fund Accounts</b>										
Salaries and Expenses, Equal Employment Opportunity Commission										
Fund Resources:										
Undisbursed Funds	2024		045	0100	000	-----	455,000,000.00	-----	404,804,125.13	50,195,874.87
	2023				69,716,033.64	-----	-----	56,004,061.32	-----	13,711,972.32
	2022				9,791,681.76	-----	-----	2,219,067.89	-----	7,572,613.87
	2021				11,782,246.30	-----	-----	1,900,448.69	-----	9,881,797.61
	2020				5,280,240.02	-----	-----	138,659.22	-----	5,141,580.80
	2019				4,389,898.13	-----	-----	211,264.35	4,178,633.78	-----
	No Year				734,066.32	-----	-----	29,293.38	-----	704,772.94
	Subtotal		045	0100	000	101,694,166.17	455,000,000.00	465,306,919.98	4,178,633.78	87,208,612.41
<b>Public Enterprise Funds</b>										
EEOC Education, Technical Assistance and Training Revolving Fund, Equal Employment Opportunity Commission										
Fund Resources:										
Undisbursed Funds	No Year		045	4019	000	3,390,126.45	-----	-----	-2,013,795.77	5,403,922.22
<b>Deductions for Offsetting Receipts</b>										
Proprietary Receipts from the Public					-----	-26,330.06	-----	-26,330.06	-----	-----
Intrabudgetary Receipts Deducted by Agency					-----	-11,299.43	-----	-11,299.43	-----	-----
<b>Total, Offsetting Receipts</b>					<b>- 0 -</b>	<b>-37,629.49</b>	-----	<b>-37,629.49</b>	-----	<b>- 0 -</b>
<b>Total, Equal Employment Opportunity Commission</b>					<b>105,084,292.62</b>	<b>454,962,370.51</b>	-----	<b>463,255,494.72</b>	<b>4,178,633.78</b>	<b>92,612,534.63</b>

Footnotes at End of Chapter

## Appropriations, Outlays, and Balances - Continued

Appropriation or Fund Account	Account Symbol				Balances, Beginning of Fiscal Year	Appropriations and Other Obligational Authority <sup>1</sup>	Transfers Borrowings and Investment (Net) <sup>2</sup>	Outlays (Net)	Balances Withdrawn and Other Transactions <sup>3</sup>	Balances, End of Fiscal Year
Title	Period of Availability	ATA	AID	MAIN						
<b>Export-Import Bank of the United States</b>										
<b>General Fund Accounts</b>										
Administration Expenses, Export-Import Bank of the United States										
Fund Resources:										
Undisbursed Funds										
	2024-2027		083	0100	000	-----	15,000,000.00	-----	-----	15,000,000.00
	2023-2026					15,000,000.00	-----	27,900,000.00	-----	42,900,000.00
	2024-2025					-----	7,790,000.00	-----	-----	7,790,000.00
	2022-2025					4,864,848.54	-----	158,895.63	-----	4,705,952.91
	2024					-----	95,003,373.00	-----	72,272,777.24	22,730,595.76
	2023-2024					9,421,738.62	-----	-----	9,368,779.37	52,959.25
	2023					26,590,499.25	-----	-----	21,169,949.24	5,420,550.01
	2022					4,141,263.79	-----	-----	1,004,953.78	3,136,310.01
	2021-2022					17,432.53	-----	-----	-----	17,432.53
	2021					1,580,608.42	-----	-----	98,219.00	1,482,389.42
	2020-2021					5,030.30	-----	-----	-----	5,030.30
	2020					2,806,384.60	-----	-----	-----	2,806,384.60
	2019-2020					188,701.68	-----	-----	-----	188,701.68
	2017-2020					1,873,448.05	-----	-----	-----	1,873,448.05
	2019					3,545,589.59	-----	-----	3,545,589.59	-----
	2013-2016					29,106,476.28	-----	-----	-----	<sup>6</sup> 29,106,476.28
	2012-2015					5,161,363.44	-----	-----	-----	<sup>7</sup> 5,161,363.44
	2011-2014					727,343.91	-----	-----	-----	<sup>8</sup> 727,343.91
	2010-2013					3,551,006.53	-----	-----	-----	<sup>9</sup> 3,551,006.53
	2009-2012					10,145,317.28	-----	-----	10,145,317.28	-----
	2008-2011					6,289,476.57	-----	-----	-----	<sup>10</sup> 6,289,476.57
	2007-2010					4,895,241.54	-----	-----	-----	<sup>11</sup> 4,895,241.54
	2006-2009					38,199,145.02	-----	-----	38,199,145.02	-----
	No Year					179,657,253.60	-114,130,000.00	-----	-7,679,481.95	73,206,735.55
	Subtotal		083	0100	000	347,768,169.54	3,663,373.00	27,900,000.00	96,394,092.31	51,890,051.89
Inspector General, Export-Import Bank of the United States										
Fund Resources:										
Undisbursed Funds										
	2024-2025		083	0105	000	-----	1,282,747.00	-----	-----	1,282,747.00
	2024					-----	7,577,253.00	-----	6,374,472.95	1,202,780.05
	2023-2024					1,125,000.00	-----	-----	1,125,000.00	-----
	2023					1,365,467.52	-----	-----	1,240,363.14	125,104.38
	2022-2023					15,203.92	-----	-----	15,203.92	-----
	2022					771,466.64	-----	-----	461,804.94	309,661.70
	2021					1,385,370.20	-----	-----	-----	1,385,370.20
	2020					1,412,713.91	-----	-----	-----	1,412,713.91
	2019					820,950.57	-----	-----	820,950.57	-----

Footnotes at End of Chapter

Appropriations, Outlays, and Balances - Continued

Appropriation or Fund Account  Title	Account Symbol				Balances, Beginning of Fiscal Year	Appropriations and Other Obligational Authority <sup>1</sup>	Transfers Borrowings and Investment (Net) <sup>2</sup>	Outlays (Net)	Balances Withdrawn and Other Transactions <sup>3</sup>	Balances, End of Fiscal Year	
	Period of Availability	ATA	AID	MAIN							SUB
	2018-2019				15,660.00	-----	-----	-----	15,660.00	-----	
<b>Subtotal</b>			083	0105	000	6,911,832.76	8,860,000.00	-----	9,216,844.95	836,610.57	5,718,377.24
<b>Deductions for Offsetting Receipts</b>											
Proprietary Receipts from the Public					-----	-156.75	-----	-622,748,403.75	-----	-----	
Total, Export-Import Bank of the United States					354,680,002.30	12,523,216.25	27,900,000.00	-517,137,466.49	52,726,662.46	236,765,775.58	
<b>Farm Credit Administration</b>											
<b>Public Enterprise Funds</b>											
Revolving Fund for Administrative Expenses, Farm Credit Administration Fund Resources:											
Undisbursed Funds	No Year		352	4131	000	4,562,163.74	-----	871,399.56	3,736,879.56	<sup>5</sup> 6,350.71	1,690,333.03
Unrealized Discount on Investments						-426,250.80	-----	-958,433.94	-----	-----	-1,384,684.74
Investments in US Treasury Securities						39,441,105.51	-----	87,034.38	-----	-----	39,528,139.89
<b>Subtotal</b>			352	4131	000	43,577,018.45	-----	-----	3,736,879.56	6,350.71	39,833,788.18
<b>Deductions for Offsetting Receipts</b>											
Proprietary Receipts from the Public						-----	-2,702.94	-----	-2,702.94	-----	-----
Total, Farm Credit Administration						43,577,018.45	-2,702.94	-----	3,734,176.62	6,350.71	39,833,788.18
<b>Farm Credit System Insurance Corporation</b>											
<b>Public Enterprise Funds</b>											
Farm Credit Insurance Fund, Capital Corporation Investment Fund, Farm Credit Administration Fund Resources:											
Undisbursed Funds	No Year		352	4136	000	134,958.60	-----	-674,562,147.39	-674,627,188.79	-----	200,000.00
Unrealized Discount on Investments						-215,660,721.35	-----	-144,307,174.07	-----	-----	-359,967,895.42
Investments in US Treasury Securities						6,891,240,019.64	-----	818,869,321.46	-----	-----	7,710,109,341.10
Total, Farm Credit System Insurance Corporation						6,675,714,256.89	-----	-----	-674,627,188.79	-----	7,350,341,445.68
<b>Federal Communications Commission</b>											
<b>General Fund Accounts</b>											
Salaries and Expenses, Federal Communications Commission Fund Resources:											
Undisbursed Funds	2024		027	0100	000	-----	-----	-----	-415,066.69	-----	415,066.69
	2023					524,940.27	-----	-----	362,613.86	-----	162,326.41
	No Year					374,243,861.19	-----	-----	68,450,299.51	<sup>5</sup> 13,514,126.17	292,279,435.51
<b>Subtotal</b>			027	0100	000	374,768,801.46	-----	-----	68,397,846.68	13,514,126.17	292,856,828.61
Spectrum Auction Program Account, Federal Communications Commission Fund Resources:											
Undisbursed Funds	No Year		027	0300	000	2,816,454.20	-----	-----	-----	-----	2,816,454.20

Footnotes at End of Chapter

## Appropriations, Outlays, and Balances - Continued

Appropriation or Fund Account  Title	Account Symbol				Balances, Beginning of Fiscal Year	Appropriations and Other Obligational Authority <sup>1</sup>	Transfers Borrowings and Investment (Net) <sup>2</sup>	Outlays (Net)	Balances Withdrawn and Other Transactions <sup>3</sup>	Balances, End of Fiscal Year	
	Period of Availability	ATA	AID	MAIN							SUB
Affordable Connectivity Fund, Federal Communications Commission Fund Resources: Undisbursed Funds	No Year		027	1911	000	6,543,603,942.31	-----	-----	6,033,842,865.33	-----	509,761,076.98
Secure and Trusted Communications Networks Reimbursement Program, Federal Communications Commission Fund Resources: Undisbursed Funds	No Year		027	1912	000	1,639,021,209.28	-----	-----	625,002,312.94	-----	1,014,018,896.34
Emergency Connectivity Fund for Educational Connections and Devices, Federal Communications Commission Fund Resources: Undisbursed Funds	2021-2030		027	1913	000	3,394,122,531.58	-1,768,000,000.00	-----	1,004,040,876.56	-----	622,081,655.02
<b>Special Fund Accounts</b>											
Universal Service Fund, Federal Communications Commission Fund Resources: Undisbursed Funds	No Year		027	5183	000	5,940,550,495.81	8,370,471,394.62	-----	8,718,823,106.86	-----	5,592,198,783.57
TV Broadcaster Relocation Fund, Federal Communications Commission Fund Resources: Undisbursed Funds	No Year		027	5610	000	931,530,278.97	-----	-----	4,211,061.95	-----	927,319,217.02
Telecommunications Relay Services Fund, Federal Communications Commission Fund Resources: Undisbursed Funds	No Year		027	5700	000	309,119,426.91	1,332,947,698.91	-----	1,392,537,888.60	-----	249,529,237.22
<b>Deductions for Offsetting Receipts</b>											
Proprietary Receipts from the Public						-----	-24,131,999.77	-----	-24,131,999.77	-----	-----
Total, Federal Communications Commission						19,135,533,140.52	7,911,287,093.76	-----	17,822,723,959.15	13,514,126.17	9,210,582,148.96
<b>Federal Deposit Insurance Corporation</b>											
<b>Deposit Insurance</b>											
<b>Intragovernmental Funds</b>											
Deposit Insurance Fund, Federal Deposit Insurance Corporation Fund Resources: Undisbursed Funds	No Year		051	4596	000	3,265,513.60	-----	<sup>12</sup> 37,117,759,625.00	37,102,073,524.99	-----	18,951,613.61
Unrealized Discount on Investments						-1,757,734,375.00	-----	1,515,859,375.00	-----	-----	-241,875,000.00
Investments in US Treasury Securities						84,297,949,000.00	-----	4,651,881,000.00	-----	-----	88,949,830,000.00
						82,543,480,138.60	-----	43,285,500,000.00	37,102,073,524.99	-----	88,726,906,613.61
Subtotal			051	4596	000	82,543,480,138.60	-----	43,285,500,000.00	37,102,073,524.99	-----	88,726,906,613.61
Total, Deposit Insurance						82,543,480,138.60	-----	43,285,500,000.00	37,102,073,524.99	-----	88,726,906,613.61
<b>FSLIC Resolution</b>											
<b>Public Enterprise Funds</b>											
The FSLIC Resolution Fund Fund Resources: Undisbursed Funds	No Year		051	4065	000	10,386.71	-----	-52,263,000.00	-52,263,499.23	-----	10,885.94
Investments in US Treasury Securities						930,776,000.00	-----	52,263,000.00	-----	-----	983,039,000.00

Footnotes at End of Chapter

Appropriations, Outlays, and Balances - Continued

Appropriation or Fund Account  Title	Account Symbol				Balances, Beginning of Fiscal Year	Appropriations and Other Obligational Authority <sup>1</sup>	Transfers Borrowings and Investment (Net) <sup>2</sup>	Outlays (Net)	Balances Withdrawn and Other Transactions <sup>3</sup>	Balances, End of Fiscal Year
	Period of Availability	ATA	AID	MAIN SUB						
Subtotal		051	4065	000	930,786,386.71	-----	-----	-52,263,499.23	-----	983,049,885.94
Operating Account, Federal Deposit Insurance Corporation Fund Resources:										
Undisbursed Funds	No Year	051	4067	000	24,932,691.55	-----	-----	-74,673.25	-----	25,007,364.80
Total, FSLIC Resolution					955,719,078.26	-----	-----	-52,338,172.48	-----	1,008,057,250.74
<b>FDIC - Office of Inspector General</b>										
<b>Intragovernmental Funds</b>										
Office of Inspector General, Federal Deposit Insurance Corporation Fund Resources:										
Undisbursed Funds	2024	051	4595	000	-----	-----	47,500,000.00	47,500,000.00	-----	-----
Total, Federal Deposit Insurance Corporation					83,499,199,216.86	-----	43,333,000,000.00	37,097,235,352.51	-----	89,734,963,864.35
<b>Federal Drug Control Programs</b>										
<b>General Fund Accounts</b>										
High Intensity Drug Trafficking Areas Program, Funds Appropriated to the President Fund Resources:										
Undisbursed Funds	2024-2025	011	1070	000	-----	277,447,941.00	-----	30,913,011.89	-----	246,534,929.11
	2023-2024				249,324,537.86	-----	-1,564,505.00	156,141,438.71	-----	91,618,594.15
	2022-2023				88,168,690.98	-----	-----	75,018,929.35	-----	13,149,761.63
	2021-2022				9,650,923.82	-----	-----	8,434,977.38	-----	1,215,946.44
	2020-2021				257,670.91	-----	-----	26,829.84	-----	230,841.07
	2019-2020				372,341.99	-----	-----	-----	-----	372,341.99
	2018-2019				299,863.73	-----	197,329.90	-----	497,193.63	-----
Subtotal		011	1070	000	348,074,029.29	277,447,941.00	-1,367,175.10	270,535,187.17	497,193.63	353,122,414.39
Other Federal Drug Control Programs, Executive Office of the President Fund Resources:										
Undisbursed Funds	No Year	011	1460	000	51,390,861.62	136,150,000.00	-----	127,269,039.26	-----	60,271,822.36
Counterdrug Technology Assessment Center, Office of National Drug Control Policy, Executive Office of the President Fund Resources:										
Undisbursed Funds	No Year	011	1461	000	82,729.38	-----	-----	-----	-----	82,729.38
Total, Federal Drug Control Programs					399,547,620.29	413,597,941.00	-1,367,175.10	397,804,226.43	497,193.63	413,476,966.13
<b>Federal Election Commission</b>										
<b>General Fund Accounts</b>										
Salaries and Expenses, Federal Election Commission Fund Resources:										
Undisbursed Funds	2024	360	1600	000	-----	80,857,000.00	-----	68,247,958.01	-----	12,609,041.99
	2023				16,890,632.88	-----	-----	15,074,433.21	-----	1,816,199.67
	2022				798,687.50	-----	-----	77,775.84	-----	720,911.66
	2021				1,010,447.54	-----	-----	1,690.10	-----	1,008,757.44
	2020				1,182,110.94	-----	-----	-14,231.72	-----	1,196,342.66

Footnotes at End of Chapter



**Appropriations, Outlays, and Balances - Continued**

Appropriation or Fund Account  Title	Account Symbol				Balances, Beginning of Fiscal Year	Appropriations and Other Obligational Authority <sup>1</sup>	Transfers Borrowings and Investment (Net) <sup>2</sup>	Outlays (Net)	Balances Withdrawn and Other Transactions <sup>3</sup>	Balances, End of Fiscal Year	
	Period of Availability	ATA	AID	MAIN							SUB
	2019				4,234,909.05	-----	-----	69,278.00	4,165,631.05	-----	
	No Year				-----	-----	5,500,000.00	202,952.67	-----	5,297,047.33	
	Subtotal		360	1600	000	24,116,787.91	80,857,000.00	5,500,000.00	83,659,856.11	4,165,631.05	22,648,300.75
<b>Deductions for Offsetting Receipts</b>											
Proprietary Receipts from the Public					-----	-23,803.50	-----	-23,803.50	-----	-----	
Total, Federal Election Commission					24,116,787.91	80,833,196.50	5,500,000.00	83,636,052.61	4,165,631.05	22,648,300.75	
<b>Federal Financial Institutions Examination Council</b>											
<b>Federal Financial Institutions Examination Council Appraisal Subcommittee</b>											
<b>Special Fund Accounts</b>											
Registry Fees, Appraisal Subcommittee Fund Resources:											
Undisbursed Funds	No Year		362	5026	000	23,804,221.59	10,315,386.15	-----	6,371,565.09	-----	27,748,042.65
<b>Deductions for Offsetting Receipts</b>											
Proprietary Receipts from the Public					-----	-259.53	-----	-259.53	-----	-----	
Total, Federal Financial Institutions Examination Council Appraisal Subcommittee					23,804,221.59	10,315,126.62	-----	6,371,305.56	-----	27,748,042.65	
Total, Federal Financial Institutions Examination Council					23,804,221.59	10,315,126.62	-----	6,371,305.56	-----	27,748,042.65	
<b>Federal Housing Finance Agency</b>											
<b>Special Fund Accounts</b>											
Administrative Expenses, Federal Housing Finance Agency Fund Resources:											
Undisbursed Funds	No Year		537	5532	000	5,082,027.43	415,419,475.52	-43,187,614.28	375,745,338.09	-----	1,568,550.58
Investments in US Treasury Securities					134,607,661.47	-----	43,187,614.28	-----	-----	-----	177,795,275.75
Subtotal			537	5532	000	139,689,688.90	415,419,475.52	-----	375,745,338.09	-----	179,363,826.33
Office of Inspector General, Federal Housing Finance Agency Fund Resources:											
Undisbursed Funds	No Year		537	5564	000	16,042,649.61	-----	-----	-595,814.13	-----	16,638,463.74
<b>Deductions for Offsetting Receipts</b>											
Intrabudgetary Receipts Deducted by Agency					-----	-13,233,600.52	-----	-13,233,600.52	-----	-----	
Total, Federal Housing Finance Agency					155,732,338.51	402,185,875.00	-----	361,915,923.44	-----	196,002,290.07	
<b>Federal Labor Relations Authority</b>											
<b>General Fund Accounts</b>											
Salaries and Expenses, Federal Labor Relations Authority Fund Resources:											
Undisbursed Funds	2024		054	0100	000	-----	29,500,000.00	-----	25,673,673.65	-----	3,826,326.35
	2023-2024					-----	-----	12,699.00	-----	-----	12,699.00
	2023					3,910,335.08	-----	-12,699.00	3,570,489.73	-----	327,146.35

Footnotes at End of Chapter

Appropriations, Outlays, and Balances - Continued

Appropriation or Fund Account  Title	Account Symbol				Balances, Beginning of Fiscal Year	Appropriations and Other Obligational Authority <sup>1</sup>	Transfers Borrowings and Investment (Net) <sup>2</sup>	Outlays (Net)	Balances Withdrawn and Other Transactions <sup>3</sup>	Balances, End of Fiscal Year	
	Period of Availability	ATA	AID	MAIN							SUB
	2022				388,542.05	-----	-----	62,342.86	-----	326,199.19	
	2021				163,033.92	-----	-----	-3,840.42	-----	166,874.34	
	2020-2021				121.70	-----	-----	-----	-----	121.70	
	2020				663,054.62	-----	-----	10,542.41	-----	652,512.21	
	2019				881,575.24	-----	-----	-----	881,575.24	-----	
	Subtotal		054	0100	000	6,006,662.61	29,500,000.00	29,313,208.23	881,575.24	5,311,879.14	
<b>Deductions for Offsetting Receipts</b>											
Proprietary Receipts from the Public					-----	-65.17	-----	-65.17	-----	-----	
Total, Federal Labor Relations Authority					6,006,662.61	29,499,934.83	-----	29,313,143.06	881,575.24	5,311,879.14	
<b>Federal Maritime Commission</b>											
<b>General Fund Accounts</b>											
Salaries and Expenses, Federal Maritime Commission											
Fund Resources:											
Undisbursed Funds	2024-2025		065	0100	000	-----	2,000,000.00	-----	709,127.72	-----	1,290,872.28
	2024					-----	38,000,000.00	-----	29,214,319.51	-----	8,785,680.49
	2023-2024					164,439.04	-----	-----	160,004.36	-----	4,434.68
	2023					11,984,207.56	-----	-----	6,939,584.77	-----	5,044,622.79
	2022					1,577,367.60	-----	-----	558,573.02	-----	1,018,794.58
	2021					1,004,114.76	-----	-----	200,937.67	-----	803,177.09
	2020					1,282,261.83	-----	-----	-786.46	-----	1,283,048.29
	2019					1,024,969.62	-----	-----	1,582.70	1,023,386.92	-----
	Subtotal		065	0100	000	17,037,360.41	40,000,000.00	37,783,343.29	1,023,386.92	18,230,630.20	
<b>Deductions for Offsetting Receipts</b>											
Proprietary Receipts from the Public					-----	-876,687.68	-----	-876,687.68	-----	-----	
Intrabudgetary Receipts Deducted by Agency					-----	-58.14	-----	-58.14	-----	-----	
Total, Offsetting Receipts					- 0 -	-876,745.82	-----	-876,745.82	-----	- 0 -	
Total, Federal Maritime Commission					17,037,360.41	39,123,254.18	-----	36,906,597.47	1,023,386.92	18,230,630.20	
<b>Federal Mediation and Conciliation Service</b>											
<b>General Fund Accounts</b>											
Salaries and Expenses, Federal Mediation and Conciliation Service											
Fund Resources:											
Undisbursed Funds	2024		093	0100	000	-----	53,705,000.00	-----	44,522,500.30	-----	9,182,499.70
	2023					11,657,963.99	-----	-----	8,351,269.32	-----	3,306,694.67
	2022					3,278,909.99	-----	-----	352,714.04	-----	2,926,195.95
	2021					2,250,207.02	-----	-----	8,920.82	-----	2,241,286.20
	2020					174,961.23	-----	-----	-----	-----	174,961.23
	2019					1,040,391.90	-----	-----	-2,869.00	1,043,260.90	-----
	2018-2019					107,270.77	-----	-----	41,036.95	66,233.82	-----

Footnotes at End of Chapter

**Appropriations, Outlays, and Balances - Continued**

Appropriation or Fund Account  Title	Account Symbol				Balances, Beginning of Fiscal Year	Appropriations and Other Obligational Authority <sup>1</sup>	Transfers Borrowings and Investment (Net) <sup>2</sup>	Outlays (Net)	Balances Withdrawn and Other Transactions <sup>3</sup>	Balances, End of Fiscal Year	
	Period of Availability	ATA	AID	MAIN							SUB
Total, Federal Mediation and Conciliation Service	No Year				5,068,524.51	-----	-----	406,232.79	-----	4,662,291.72	
					23,578,229.41	53,705,000.00	-----	53,679,805.22	1,109,494.72	22,493,929.47	
<b>Federal Mine Safety and Health Review Commission</b>											
<b>General Fund Accounts</b>											
Salaries and Expenses, Federal Mine Safety and Health Review Commission											
Fund Resources:											
Undisbursed Funds	2024		368	2800	000	-----	18,012,000.00	-----	14,840,216.07	-----	3,171,783.93
	2023					4,778,910.90	-----	2,011,429.87	-----	2,767,481.03	
	2022					3,078,057.82	-----	53,991.32	-----	3,024,066.50	
	2021					1,252,975.37	-----	171,491.92	-----	1,081,483.45	
	2020					1,694,338.63	-----	5,636.90	-----	1,688,701.73	
	2019					1,144,948.82	-----	24,448.91	1,120,499.91	-----	
	Subtotal		368	2800	000	11,949,231.54	18,012,000.00	-----	17,107,214.99	1,120,499.91	11,733,516.64
<b>Deductions for Offsetting Receipts</b>											
Proprietary Receipts from the Public						-----	-240.00	-----	-240.00	-----	-----
Total, Federal Mine Safety and Health Review Commission						11,949,231.54	18,011,760.00	-----	17,106,974.99	1,120,499.91	11,733,516.64
<b>Federal Trade Commission</b>											
<b>General Fund Accounts</b>											
Salaries and Expenses, Federal Trade Commission											
Fund Resources:											
Undisbursed Funds	2021-2026		029	0100	000	2,543,360.98	-----	-----	1,033,491.87	-----	1,509,869.11
	No Year					158,808,889.36	166,749,730.45	3,190,000.00	190,745,811.45	-----	138,002,808.36
	Subtotal		029	0100	000	161,352,250.34	166,749,730.45	3,190,000.00	191,779,303.32	-----	139,512,677.47
<b>Deductions for Offsetting Receipts</b>											
Proprietary Receipts from the Public						-----	-2,132,556.17	-----	-2,132,556.17	-----	-----
Total, Federal Trade Commission						161,352,250.34	164,617,174.28	3,190,000.00	189,646,747.15	-----	139,512,677.47
<b>Gulf Coast Ecosystem Restoration Council</b>											
<b>General Fund Accounts</b>											
Gulf Coast Ecosystem Restoration Council											
Fund Resources:											
Undisbursed Funds	No Year		471	1770	000	275,714,094.14	-----	-----	-121,369,688.08	-----	397,083,782.22
<b>Deductions for Offsetting Receipts</b>											
Proprietary Receipts from the Public						-----	-0.17	-----	-0.17	-----	-----
Total, Gulf Coast Ecosystem Restoration Council						275,714,094.14	-0.17	-----	-121,369,688.25	-----	397,083,782.22

Footnotes at End of Chapter

Appropriations, Outlays, and Balances - Continued

Appropriation or Fund Account  Title	Account Symbol				Balances, Beginning of Fiscal Year	Appropriations and Other Obligational Authority <sup>1</sup>	Transfers Borrowings and Investment (Net) <sup>2</sup>	Outlays (Net)	Balances Withdrawn and Other Transactions <sup>3</sup>	Balances, End of Fiscal Year
	Period of Availability	ATA	AID	MAIN						
<b>Harry S Truman Scholarship Foundation</b>										
<b>General Fund Accounts</b>										
Salaries and Expenses, Harry S. Truman Scholarship Foundation										
Fund Resources:										
Undisbursed Funds	No Year		372	0950	000	-----	2,970,000.00	-----	2,970,000.00	-----
<b>Trust Fund Accounts</b>										
Harry S. Truman Memorial Scholarship Trust Fund, Harry S Truman										
Scholarship Foundation										
Fund Resources:										
Undisbursed Funds	No Year		372	8296	000	44,284,256.86	4,519,441.02	-24,623,571.93	2,343,255.17	-----
Unrealized Discount on Investments						-54,426.93	-----	-5,396.62	-----	-59,823.55
Investments in US Treasury Securities						9,952,354.12	-----	24,628,968.55	-----	34,581,322.67
	Subtotal		372	8296	000	54,182,184.05	4,519,441.02	-----	2,343,255.17	-----
<b>Deductions for Offsetting Receipts</b>										
Proprietary Receipts from the Public										
						-----	-15.00	-----	-15.00	-----
Intrabudgetary Receipts Deducted by Agency										
						-----	-2,970,000.00	-----	-2,970,000.00	-----
Total, Offsetting Receipts										
						- 0 -	-2,970,015.00	-----	-2,970,015.00	-----
Total, Harry S Truman Scholarship Foundation										
						54,182,184.05	4,519,426.02	-----	2,343,240.17	-----
<b>Institute of American Indian and Alaska Native Culture and Arts Development</b>										
<b>General Fund Accounts</b>										
Payment to the Institute, Institute of American Indian and Alaska										
Native Culture and Arts Development										
Fund Resources:										
Undisbursed Funds	2024-2025		373	2900	000	-----	13,482,000.00	-----	13,482,000.00	-----
<b>Institute of Museum and Library Services</b>										
<b>General Fund Accounts</b>										
Office of Museum and Library Services: Grants and Administration,										
Institute of Museum and Library Services										
Fund Resources:										
Undisbursed Funds	2024		474	0301	000	-----	294,800,000.00	-----	38,475,048.04	-----
	2023					253,110,445.31	-----	-----	159,147,889.67	-----
	2022					84,342,572.66	-----	-----	49,081,451.85	-----
	2021					32,580,163.03	-----	-----	17,399,481.60	-----
	2020-2021					2,118,777.47	-----	-----	984,702.10	-----
	2020					14,283,963.36	-----	-----	7,649,026.95	-----
	2019					10,268,411.75	-----	-----	4,823,162.96	5,445,248.79
	No Year					9,760,788.13	-----	-----	4,659,052.77	-----
	Subtotal		474	0301	000	406,465,121.71	294,800,000.00	-----	282,219,815.94	5,445,248.79

Footnotes at End of Chapter

**Appropriations, Outlays, and Balances - Continued**

Appropriation or Fund Account  Title	Account Symbol				Balances, Beginning of Fiscal Year	Appropriations and Other Obligational Authority <sup>1</sup>	Transfers Borrowings and Investment (Net) <sup>2</sup>	Outlays (Net)	Balances Withdrawn and Other Transactions <sup>3</sup>	Balances, End of Fiscal Year	
	Period of Availability	ATA	AID	MAIN SUB							
<b>Trust Fund Accounts</b>											
Gifts and Donations, Institute of Museum and Library Services Fund Resources:											
Undisbursed Funds	No Year		474	8080	000	80,758.94	105,030.00	-----	39,921.12	-----	145,867.82
<b>Deductions for Offsetting Receipts</b>											
Proprietary Receipts from the Public						-----	-1,183,485.34	-----	-1,183,485.34	-----	-----
Total, Institute of Museum and Library Services						406,545,880.65	293,721,544.66	-----	281,076,251.72	5,445,248.79	413,745,924.80
<b>Intelligence Community Management Account</b>											
<b>General Fund Accounts</b>											
Expenses, Intelligence Community Management Account Fund Resources:											
Undisbursed Funds	2024		467	0401	000	-----	629,902,000.00	178,000.00	462,257,033.98	-----	167,822,966.02
	2023					88,522,369.15	-----	-----	77,496,600.98	-----	11,025,768.17
	2022					11,868,678.85	-----	-----	-11,069,125.51	-----	22,937,804.36
	2021					76,372,714.68	-----	-----	-3,311,517.76	-----	79,684,232.44
	2020					41,022,116.80	-----	-----	-8,862,923.42	-----	49,885,040.22
	2019					29,235,371.02	-----	-----	-1,034,747.17	30,270,118.19	-----
	Subtotal		467	0401	000	247,021,250.50	629,902,000.00	178,000.00	515,475,321.10	30,270,118.19	331,355,811.21
<b>Special Fund Accounts</b>											
Gifts and Bequests, Intelligence Community Management Account Fund Resources:											
Undisbursed Funds	No Year		467	5757	000	-----	-----	-----	-29,495.91	-----	29,495.91
Total, Intelligence Community Management Account						247,021,250.50	629,902,000.00	178,000.00	515,445,825.19	30,270,118.19	331,385,307.12
<b>International Trade Commission</b>											
<b>General Fund Accounts</b>											
Salaries and Expenses, International Trade Commission Fund Resources:											
Undisbursed Funds	No Year		034	0100	000	33,858,182.96	122,000,000.00	-----	119,126,134.27	-----	36,732,048.69
<b>Deductions for Offsetting Receipts</b>											
Proprietary Receipts from the Public						-----	-400.00	-----	-400.00	-----	-----
Total, International Trade Commission						33,858,182.96	121,999,600.00	-----	119,125,734.27	-----	36,732,048.69
<b>James Madison Memorial Fellowship Foundation</b>											
<b>Trust Fund Accounts</b>											
James Madison Memorial Fellowship Foundation Trust Fund Fund Resources:											
Undisbursed Funds	No Year		381	8282	000	<sup>13</sup> 2,411,668.38	1,867,725.88	-----	2,592,919.89	-----	1,686,474.37
Unrealized Discount on Investments						-1,168,788.00	-----	-----	-----	-----	-1,168,788.00
Investments in US Treasury Securities						37,341,082.21	-----	-----	-----	-----	37,341,082.21

Footnotes at End of Chapter

Appropriations, Outlays, and Balances - Continued

Appropriation or Fund Account  Title	Account Symbol				Balances, Beginning of Fiscal Year	Appropriations and Other Obligational Authority <sup>1</sup>	Transfers Borrowings and Investment (Net) <sup>2</sup>	Outlays (Net)	Balances Withdrawn and Other Transactions <sup>3</sup>	Balances, End of Fiscal Year	
	Period of Availability	ATA	AID	MAIN							SUB
Subtotal			381	8282	000	38,583,962.59	1,867,725.88	-----	2,592,919.89	-----	37,858,768.58
<b>Deductions for Offsetting Receipts</b>											
Proprietary Receipts from the Public						-----	-1,234.21	-----	-1,234.21	-----	-----
Total, James Madison Memorial Fellowship Foundation						38,583,962.59	1,866,491.67	-----	2,591,685.68	-----	37,858,768.58
<b>Japan-United States Friendship Commission</b>											
<b>Trust Fund Accounts</b>											
Japan-United States Friendship Trust Fund, Japan-United States Friendship Commission Fund Resources:											
Undisbursed Funds	No Year		382	8025	000	328,981.12	1,632,188.03	998,593.75	2,162,527.68	-----	797,235.22
Unrealized Discount on Investments						-105,604.31	-----	1,406.25	-----	-----	-104,198.06
Investments in US Treasury Securities						35,725,735.47	-----	-1,000,000.00	-----	-----	34,725,735.47
Total, Japan-United States Friendship Commission						35,949,112.28	1,632,188.03	-----	2,162,527.68	-----	35,418,772.63
<b>Legal Services Corporation</b>											
<b>General Fund Accounts</b>											
Payment to the Legal Services Corporation, Legal Services Corporation, Treasury Fund Resources:											
Undisbursed Funds	2024		020	0501	000	-----	560,000,000.00	-----	560,000,000.00	-----	-----
<b>Marine Mammal Commission</b>											
<b>General Fund Accounts</b>											
Salaries and Expenses, Marine Mammal Commission Fund Resources:											
Undisbursed Funds	2024		387	2200	000	-----	4,500,000.00	-----	3,499,139.06	-----	1,000,860.94
	2023					1,299,624.42	-----	-----	629,704.03	-----	669,920.39
	2022					705,200.76	-----	-----	136,258.77	-----	568,941.99
	2021					166,699.04	-----	-----	17,101.00	-----	149,598.04
	2020					149,716.78	-----	-----	-----	-----	149,716.78
	2019					42,179.14	-----	-----	4,985.88	37,193.26	-----
Total, Marine Mammal Commission						2,363,420.14	4,500,000.00	-----	4,287,188.74	37,193.26	2,539,038.14
<b>Merit Systems Protection Board</b>											
<b>General Fund Accounts</b>											
Salaries and Expenses, Merit Systems Protection Board Fund Resources:											
Undisbursed Funds	2024-2025		389	0100	000	-----	49,135,000.00	-----	38,826,720.30	-----	10,308,279.70
	2023-2024					11,336,707.15	-----	-----	10,172,649.73	-----	1,164,057.42
	2022-2023					1,173,946.65	-----	-----	476,749.05	-----	697,197.60
	2022					-----	-----	-----	-58.14	-----	58.14
	2021-2022					676,995.09	-----	-----	6,696.77	-----	670,298.32

Footnotes at End of Chapter

## Appropriations, Outlays, and Balances - Continued

Appropriation or Fund Account  Title	Account Symbol				Balances, Beginning of Fiscal Year	Appropriations and Other Obligational Authority <sup>1</sup>	Transfers Borrowings and Investment (Net) <sup>2</sup>	Outlays (Net)	Balances Withdrawn and Other Transactions <sup>3</sup>	Balances, End of Fiscal Year
	Period of Availability	ATA	AID	MAIN						
	2020-2021				1,270,945.02	-----	-----	369,294.25	-----	901,650.77
	2019-2020				646,739.95	-----	-----	5,759.61	-----	640,980.34
	2018-2019				1,105,833.98	-----	-----	62,667.05	1,043,166.93	-----
Total, Merit Systems Protection Board					16,211,167.84	49,135,000.00	-----	49,920,478.62	1,043,166.93	14,382,522.29
<b>Military Compensation and Retirement Modernization Commission</b>										
<b>General Fund Accounts</b>										
Military Compensation and Retirement Modernization Commission Fund Resources:										
Undisbursed Funds	No Year		479	2994	000	1,327,076.56	-----	-----	-----	1,327,076.56
<b>Morris K. Udall and Stewart L. Udall Foundation</b>										
<b>General Fund Accounts</b>										
Federal Payment to Morris K. Udall Scholarship and Excellence in National Environmental Policy Foundation Fund Resources:										
Undisbursed Funds	No Year		487	0900	000	-----	1,782,000.00	43,522.00	1,825,522.00	-----
Environmental Dispute Resolution Fund, Morris K. Udall and Stewart L. Udall Foundation Fund Resources:										
Undisbursed Funds	No Year		487	0925	000	10,835,417.72	3,904,000.00	-5,000,000.00	3,546,565.94	-----
Investments in US Treasury Securities						-----	-----	5,000,000.00	-----	5,000,000.00
Subtotal			487	0925	000	10,835,417.72	3,904,000.00	-----	3,546,565.94	11,192,851.78
<b>Trust Fund Accounts</b>										
Morris K. Udall and Stewart L. Udall Trust Fund, Morris K. Udall and Stewart L. Udall Foundation Fund Resources:										
Undisbursed Funds	No Year		487	8615	000	18,194,613.37	4,225,472.22	-13,717,812.50	3,520,993.29	-----
Unrealized Discount on Investments						-----	-----	-282,187.50	-----	-319,657.32
Investments in US Treasury Securities						37,477,955.55	-----	14,000,000.00	-----	51,477,955.55
Subtotal			487	8615	000	55,635,099.10	4,225,472.22	-----	3,520,993.29	56,339,578.03
<b>Deductions for Offsetting Receipts</b>										
Proprietary Receipts from the Public						-----	-1,804,855.00	-----	-1,804,855.00	-----
Total, Morris K. Udall and Stewart L. Udall Foundation						66,470,516.82	8,106,617.22	43,522.00	7,088,226.23	67,532,429.81
<b>National Archives and Records Administration</b>										
<b>General Fund Accounts</b>										
Operating Expenses, National Archives and Records Administration Fund Resources:										
Undisbursed Funds	2024		088	0300	000	-----	395,250,000.00	-----	345,873,439.30	-----
	2023					63,316,761.09	-----	-----	51,286,644.97	-----
	2022					3,657,225.86	-----	-----	1,143,803.37	-----
	2021					1,640,609.82	-----	-----	112,325.30	-----

Footnotes at End of Chapter

Appropriations, Outlays, and Balances - Continued

Appropriation or Fund Account  Title	Account Symbol				Balances, Beginning of Fiscal Year	Appropriations and Other Obligational Authority <sup>1</sup>	Transfers Borrowings and Investment (Net) <sup>2</sup>	Outlays (Net)	Balances Withdrawn and Other Transactions <sup>3</sup>	Balances, End of Fiscal Year
	Period of Availability	ATA	AID	MAIN						
	2020-2021				10,383.21	-----	-----	-----	-----	10,383.21
	2020				2,912,618.30	-----	-----	2,873.13	-----	2,909,745.17
	2019				3,200,252.78	-----	-----	9,755.29	3,190,497.49	-----
	No Year				63,330,850.03	32,000,000.00	-5,400,000.00	41,096,474.83	-----	48,834,375.20
	Subtotal		088	0300	138,068,701.09	427,250,000.00	-5,400,000.00	439,525,316.19	3,190,497.49	117,202,887.41
National Historical Publications and Records Commission, National Archives and Records Administration Fund Resources:										
Undisbursed Funds	2024		088	0301	-----	38,414,000.00	-----	26,426.00	-----	38,387,574.00
	2023				21,944,931.68	-----	-----	3,568,185.84	-----	18,376,745.84
	2022				4,449,177.64	-----	-----	1,645,795.32	-----	2,803,382.32
	No Year				18,206,740.37	10,000,000.00	-----	8,247,389.10	-----	19,959,351.27
	Subtotal		088	0301	44,600,849.69	48,414,000.00	-----	13,487,796.26	-----	79,527,053.43
Repairs and Restoration, National Archives and Records Administration Fund Resources:										
Undisbursed Funds	No Year		088	0302	86,315,990.22	25,500,000.00	-----	22,374,160.11	-----	89,441,830.11
Office of Inspector General, National Archives and Records Administration Fund Resources:										
Undisbursed Funds	2024		088	0305	-----	5,920,000.00	-----	2,828,824.59	-----	3,091,175.41
	2023				2,044,383.29	-----	-----	761,760.68	-----	1,282,622.61
	2022				213,268.35	-----	-----	1,227.75	-----	212,040.60
	2021				60,191.81	-----	-----	-----	-----	60,191.81
	2020				73,440.11	-----	-----	-----	-----	73,440.11
	2019				523,748.27	-----	-----	3,708.05	520,040.22	-----
	Subtotal		088	0305	2,915,031.83	5,920,000.00	-----	3,595,521.07	520,040.22	4,719,470.54
<b>Intragovernmental Funds</b>										
Records Center Revolving Fund, National Archives and Records Administration Fund Resources:										
Undisbursed Funds	2021-2022		088	4578	3,053,130.37	-----	-----	2,152.19	-----	3,050,978.18
	No Year				57,693,285.99	-----	-----	27,402,631.77	-----	30,290,654.22
	Subtotal		088	4578	60,746,416.36	-----	-----	27,404,783.96	-----	33,341,632.40
<b>Trust Fund Accounts</b>										
National Archives Gift Fund, National Archives and Records Administration Fund Resources:										
Undisbursed Funds	No Year		088	8127	107,658.45	10,430,404.93	-4,843,396.75	4,101,251.13	-----	1,593,415.50
Investments in US Treasury Securities					8,711,672.92	-----	4,843,396.75	-----	-----	13,555,069.67
	Subtotal		088	8127	8,819,331.37	10,430,404.93	-----	4,101,251.13	-----	15,148,485.17

Footnotes at End of Chapter



**Appropriations, Outlays, and Balances - Continued**

Appropriation or Fund Account  Title	Account Symbol				Balances, Beginning of Fiscal Year	Appropriations and Other Obligational Authority <sup>1</sup>	Transfers Borrowings and Investment (Net) <sup>2</sup>	Outlays (Net)	Balances Withdrawn and Other Transactions <sup>3</sup>	Balances, End of Fiscal Year	
	Period of Availability	ATA	AID	MAIN							SUB
National Archives Trust Fund, National Archives and Records Administration Fund Resources:											
Undisbursed Funds	No Year		088	8436	000	688,371.54	-----	-1,291,872.87	-1,231,627.12	-----	628,125.79
Investments in US Treasury Securities						5,408,775.65	-----	1,291,872.87	-----	-----	6,700,648.52
Funds Held Outside the Treasury						36,790.00	-----	-----	-----	-----	36,790.00
Subtotal			088	8436	000	6,133,937.19	-----	-----	-1,231,627.12	-----	7,365,564.31
<b>Deductions for Offsetting Receipts</b>											
Proprietary Receipts from the Public						-----	-9,743,493.58	-----	-9,743,493.58	-----	-----
Total, National Archives and Records Administration						347,600,257.75	507,770,911.35	-5,400,000.00	499,513,708.02	3,710,537.71	346,746,923.37
<b>National Capital Planning Commission</b>											
<b>General Fund Accounts</b>											
Salaries and Expenses, National Capital Planning Commission Fund Resources:											
Undisbursed Funds	2024		394	2500	000	-----	8,750,000.00	-----	7,757,439.17	-----	992,560.83
	2023					1,866,580.67	-----	-----	1,405,371.04	-----	461,209.63
	2022					163,444.55	-----	-----	1,461.49	-----	161,983.06
	2021					40,009.80	-----	-----	-----	-----	40,009.80
	2020					251,620.54	-----	-----	-----	-----	251,620.54
	2019					221,647.70	-----	-----	-----	221,647.70	-----
	No Year					8,209,476.51	-----	-----	399,998.67	-----	7,809,477.84
Total, National Capital Planning Commission						10,752,779.77	8,750,000.00	-----	9,564,270.37	221,647.70	9,716,861.70
<b>National Council on Disability</b>											
<b>General Fund Accounts</b>											
Salaries and Expenses, National Council on Disability Fund Resources:											
Undisbursed Funds	2024		413	3500	000	-----	3,850,000.00	-----	3,546,551.16	-----	303,448.84
	2023					238,255.54	-----	-----	156,641.25	-----	81,614.29
	2022					144,652.20	-----	-----	716.46	-----	143,935.74
	2021					55,242.58	-----	-----	-----	-----	55,242.58
	2020					133,937.34	-----	-----	-----	-----	133,937.34
	2019					35,115.44	-----	-----	-----	35,115.44	-----
	No Year					135.53	-----	-----	-----	-----	135.53
Subtotal			413	3500	000	607,338.63	3,850,000.00	-----	3,703,908.87	35,115.44	718,314.32
<b>Trust Fund Accounts</b>											
Gifts and Donations, National Council on Disability Fund Resources:											
Undisbursed Funds	No Year		413	8077	000	4,000.00	-----	-----	-----	-----	4,000.00
Total, National Council on Disability						611,338.63	3,850,000.00	-----	3,703,908.87	35,115.44	722,314.32

Footnotes at End of Chapter

**Appropriations, Outlays, and Balances - Continued**

Appropriation or Fund Account  Title	Account Symbol				Balances, Beginning of Fiscal Year	Appropriations and Other Obligational Authority <sup>1</sup>	Transfers Borrowings and Investment (Net) <sup>2</sup>	Outlays (Net)	Balances Withdrawn and Other Transactions <sup>3</sup>	Balances, End of Fiscal Year	
	Period of Availability	ATA	AID	MAIN							SUB
<b>National Credit Union Administration</b>											
<b>Public Enterprise Funds</b>											
Operating Fund, National Credit Union Administration											
Fund Resources:											
Undisbursed Funds	No Year		025	4056	000	19,094,847.58	-----	-3,237,000.00	-7,354,040.35	-----	23,211,887.93
Investments in US Treasury Securities						124,214,000.00	-----	3,237,000.00	-----	-----	127,451,000.00
	Subtotal		025	4056	000	143,308,847.58	-----	-----	-7,354,040.35	-----	150,662,887.93
National Credit Union Share Insurance Fund, National Credit Union Administration											
Fund Resources:											
Undisbursed Funds	No Year		025	4468	000	25,863,949.85	-----	-780,564,112.24	-780,963,600.97	-----	26,263,438.58
Unrealized Discount on Investments						-158,304,687.50	-----	-441,523,437.50	-----	-----	-599,828,125.00
Investments in US Treasury Securities						21,559,594,811.75	-----	1,222,087,549.74	-----	-----	22,781,682,361.49
	Subtotal		025	4468	000	21,427,154,074.10	-----	-----	-780,963,600.97	-----	22,208,117,675.07
Central Liquidity Facility, National Credit Union Administration											
Fund Resources:											
Undisbursed Funds	No Year		025	4470	000	520,994.48	-----	-91,517,917.07	-91,096,922.59	-----	100,000.00
Unrealized Discount on Investments						-1,999,898.32	-----	-5,459,948.24	-----	-----	-7,459,846.56
Investments in US Treasury Securities						868,847,986.26	-----	96,977,865.31	-----	-----	965,825,851.57
	Subtotal		025	4470	000	867,369,082.42	-----	-----	-91,096,922.59	-----	958,466,005.01
Community Development Revolving Loan Fund, National Credit Union Administration											
Fund Resources:											
Undisbursed Funds	2024-2025		025	4472	000	-----	3,465,000.00	-----	-----	-----	3,465,000.00
	2023-2024					3,500,000.00	-----	-----	352,325.62	-----	3,147,674.38
	2022-2023					1,146,694.70	-----	-----	828,078.06	-----	318,616.64
	2021-2022					429,553.49	-----	-----	56,800.65	-----	372,752.84
	2020-2021					74,601.33	-----	-----	-----	-----	74,601.33
	2019-2020					308,879.71	-----	-----	-----	-----	308,879.71
	2018-2019					296,727.60	-----	-----	-----	296,727.60	-----
	No Year					1,755,403.88	-----	-844,000.00	-88,668.97	-----	1,000,072.85
Investments in US Treasury Securities						10,616,000.00	-----	844,000.00	-----	-----	11,460,000.00
	Subtotal		025	4472	000	18,127,860.71	3,465,000.00	-----	1,148,535.36	296,727.60	20,147,597.75
Total, National Credit Union Administration						22,455,959,864.81	3,465,000.00	-----	-878,266,028.55	296,727.60	23,337,394,165.76
<b>National Endowment for the Arts</b>											
<b>General Fund Accounts</b>											
Grants and Administration, National Endowment for the Arts											
Fund Resources:											
Undisbursed Funds	2020-2021		417	0100	000	186,869.25	-----	-----	50,244.00	-----	136,625.25
	No Year					253,001,833.82	207,000,000.00	-----	220,627,754.40	-----	239,374,079.42

Footnotes at End of Chapter

## Appropriations, Outlays, and Balances - Continued

Appropriation or Fund Account  Title	Account Symbol				Balances, Beginning of Fiscal Year	Appropriations and Other Obligational Authority <sup>1</sup>	Transfers Borrowings and Investment (Net) <sup>2</sup>	Outlays (Net)	Balances Withdrawn and Other Transactions <sup>3</sup>	Balances, End of Fiscal Year	
	Period of Availability	ATA	AID	MAIN							SUB
Subtotal			417	0100	000	253,188,703.07	207,000,000.00	-----	220,677,998.40	-----	239,510,704.67
Arts and Artifacts Indemnity Fund, National Endowment for the Arts Fund Resources:											
Undisbursed Funds	No Year		417	0101	000	280,484.00	-----	-----	-----	-----	280,484.00
<b>Trust Fund Accounts</b>											
Gifts and Donations, National Endowment for the Arts Fund Resources:											
Undisbursed Funds	No Year		417	8040	000	6,090,755.59	225,861.06	-----	424,321.04	-----	5,892,295.61
<b>Deductions for Offsetting Receipts</b>											
Proprietary Receipts from the Public						-----	-225,861.06	-----	-225,861.06	-----	-----
Total, National Endowment for the Arts						259,559,942.66	207,000,000.00	-----	220,876,458.38	-----	245,683,484.28
<b>National Endowment for the Humanities</b>											
<b>General Fund Accounts</b>											
Grants and Administration, National Endowment for the Humanities, National Foundation on the Arts and Humanities Fund Resources:											
Undisbursed Funds	2020-2021		418	0200	000	660,988.20	-----	-----	147,769.15	-----	513,219.05
	No Year					285,802,264.79	207,000,000.00	-----	205,446,473.77	-----	287,355,791.02
	Subtotal		418	0200	000	286,463,252.99	207,000,000.00	-----	205,594,242.92	-----	287,869,010.07
<b>Trust Fund Accounts</b>											
Gifts and Donations, National Endowment for the Humanities Fund Resources:											
Undisbursed Funds	No Year		418	8050	000	534,002.60	232,092.48	-----	283,811.83	-----	482,283.25
<b>Deductions for Offsetting Receipts</b>											
Proprietary Receipts from the Public						-----	-269,021.33	-----	-269,021.33	-----	-----
Total, National Endowment for the Humanities						286,997,255.59	206,963,071.15	-----	205,609,033.42	-----	288,351,293.32
<b>National Labor Relations Board</b>											
<b>General Fund Accounts</b>											
Salaries and Expenses, National Labor Relations Board Fund Resources:											
Undisbursed Funds	2024		420	0100	000	-----	299,224,000.00	-----	266,605,579.24	-----	32,618,420.76
	2023					41,320,288.66	-----	-----	30,849,418.98	-----	10,470,869.68
	2022					1,840,427.55	-----	-----	543,729.57	-----	1,296,697.98
	2021					5,297,787.29	-----	-----	2,049,509.06	-----	3,248,278.23
	2020					1,791,924.25	-----	-----	1,341,782.03	-----	450,142.22
	2019					6,305,891.61	-----	-----	134,488.67	6,171,402.94	-----
	No Year					-----	-----	7,226,300.00	4,366.20	-----	7,221,933.80

Footnotes at End of Chapter

Appropriations, Outlays, and Balances - Continued

Appropriation or Fund Account  Title	Account Symbol				Balances, Beginning of Fiscal Year	Appropriations and Other Obligational Authority <sup>1</sup>	Transfers Borrowings and Investment (Net) <sup>2</sup>	Outlays (Net)	Balances Withdrawn and Other Transactions <sup>3</sup>	Balances, End of Fiscal Year	
	Period of Availability	ATA	AID	MAIN							SUB
<b>Deductions for Offsetting Receipts</b>	Subtotal		420	0100	000	56,556,319.36	299,224,000.00	7,226,300.00	301,528,873.75	6,171,402.94	55,306,342.67
Proprietary Receipts from the Public						-----	-162,530.83	-----	-162,530.83	-----	-----
Intrabudgetary Receipts Deducted by Agency						-----	-4,368.48	-----	-4,368.48	-----	-----
Total, Offsetting Receipts						- 0 -	-166,899.31	-----	-166,899.31	-----	- 0 -
Total, National Labor Relations Board						56,556,319.36	299,057,100.69	7,226,300.00	301,361,974.44	6,171,402.94	55,306,342.67
<b>National Mediation Board</b>											
<b>General Fund Accounts</b>											
Salaries and Expenses, National Mediation Board											
Fund Resources:											
Undisbursed Funds	2024		421	2400	000	-----	15,113,000.00	-----	11,428,399.52	-----	3,684,600.48
	2023					4,485,691.62	-----	-----	3,268,429.04	-----	1,217,262.58
	2022					1,824,744.23	-----	-----	338,659.50	-----	1,486,084.73
	2021					713,584.66	-----	-----	12,634.88	-----	700,949.78
	2020					1,174,967.63	-----	-----	-----	-----	1,174,967.63
	2019					1,320,718.27	-----	-----	-----	1,320,718.27	-----
Total, National Mediation Board						9,519,706.41	15,113,000.00	-----	15,048,122.94	1,320,718.27	8,263,865.20
<b>National Railroad Passenger Corporation Office of Inspector General</b>											
<b>General Fund Accounts</b>											
Salaries and Expenses, Office of Inspector General, National Railroad											
Passenger Corporation											
Fund Resources:											
Undisbursed Funds	2024		575	2996	000	-----	29,240,000.00	-----	24,683,973.99	-----	4,556,026.01
	2023					4,099,554.81	-----	-----	3,733,929.96	-----	365,624.85
	2022					1,134,275.97	-----	-----	69,096.54	-----	1,065,179.43
	2021					801,036.38	-----	-----	-----	-----	801,036.38
	2020					1,914,660.73	-----	-----	-----	-----	1,914,660.73
	2019					562,992.29	-----	-----	-----	562,992.29	-----
	No Year					990,000.00	495,000.00	-----	-----	-----	1,485,000.00
Total, National Railroad Passenger Corporation Office of Inspector General						9,502,520.18	29,735,000.00	-----	28,487,000.49	562,992.29	10,187,527.40
<b>National Transportation Safety Board</b>											
<b>General Fund Accounts</b>											
Salaries and Expenses, National Transportation Safety Board											
Fund Resources:											
Undisbursed Funds	2024		424	0310	000	-----	140,000,000.00	-----	118,520,152.96	-----	21,479,847.04
	2023					19,785,075.24	-----	-----	14,435,627.27	-----	5,349,447.97
	2022					3,178,957.65	-----	-----	1,363,840.79	-----	1,815,116.86
	2021					2,576,984.22	-----	-----	3,195.18	-----	2,573,789.04
	2020					2,060,417.04	-----	-----	-----	-----	2,060,417.04

Footnotes at End of Chapter

## Appropriations, Outlays, and Balances - Continued

Appropriation or Fund Account	Account Symbol				Balances, Beginning of Fiscal Year	Appropriations and Other Obligational Authority <sup>1</sup>	Transfers Borrowings and Investment (Net) <sup>2</sup>	Outlays (Net)	Balances Withdrawn and Other Transactions <sup>3</sup>	Balances, End of Fiscal Year
Title	Period of Availability	ATA	AID	MAIN						
	2019				2,639,591.21	-----	-----	-----	2,639,591.21	-----
	No Year				16,901,320.98	-----	7,518,283.00	1,754,669.27	-----	22,664,934.71
	Subtotal		424	0310	47,142,346.34	140,000,000.00	7,518,283.00	136,077,485.47	2,639,591.21	55,943,552.66
Emergency Fund, National Transportation Safety Board Fund Resources:										
Undisbursed Funds	No Year		424	0311	1,997,884.00	-----	-----	-----	-----	1,997,884.00
<b>Deductions for Offsetting Receipts</b>										
Proprietary Receipts from the Public					-----	-1,824.05	-----	-1,824.05	-----	-----
Total, National Transportation Safety Board					49,140,230.34	139,998,175.95	7,518,283.00	136,075,661.42	2,639,591.21	57,941,436.66
<b>Neighborhood Reinvestment Corporation</b>										
<b>General Fund Accounts</b>										
Payment to Neighborhood Reinvestment Corporation, Neighborhood Reinvestment Corporation Fund Resources:										
Undisbursed Funds	2024		428	1350	-----	158,000,000.00	-----	158,000,000.00	-----	-----
<b>Northern Border Regional Commission</b>										
<b>General Fund Accounts</b>										
Northern Border Regional Commission Fund Resources:										
Undisbursed Funds	2024-2027		573	3742	-----	5,000,000.00	-----	-----	-----	5,000,000.00
	2023-2026				15,000,000.00	-----	-----	-----	-----	15,000,000.00
	2022-2025				10,000,000.00	-----	-----	-----	-----	10,000,000.00
	No Year				275,543,246.36	44,000,000.00	6,000,000.00	23,728,100.01	-----	301,815,146.35
Total, Northern Border Regional Commission					300,543,246.36	49,000,000.00	6,000,000.00	23,728,100.01	-----	331,815,146.35
<b>Nuclear Regulatory Commission</b>										
<b>General Fund Accounts</b>										
Salaries and Expenses, Nuclear Regulatory Commission Fund Resources:										
Undisbursed Funds	2024-2025		031	0200	-----	8,350,720.00	-----	5,265,184.34	-----	3,085,535.66
	2023-2024				2,449,721.37	-----	-----	2,411,378.64	-----	38,342.73
	2022-2023				4,329.03	-----	-----	-----	-----	4,329.03
	2021-2022				61,027.10	-----	-----	-----	-----	61,027.10
	2020-2021				20,321.18	-----	-----	-----	-----	20,321.18
	2019-2020				19,194.49	-----	-----	-----	-----	19,194.49
	2018-2019				24,861.98	-----	-----	-----	24,861.98	-----
	No Year				401,263,363.30	919,966,860.00	-----	939,227,812.73	-----	382,002,410.57
	Subtotal		031	0200	403,842,818.45	928,317,580.00	-----	946,904,375.71	24,861.98	385,231,160.76

Footnotes at End of Chapter

Appropriations, Outlays, and Balances - Continued

Appropriation or Fund Account  Title	Account Symbol				Balances, Beginning of Fiscal Year	Appropriations and Other Obligational Authority <sup>1</sup>	Transfers Borrowings and Investment (Net) <sup>2</sup>	Outlays (Net)	Balances Withdrawn and Other Transactions <sup>3</sup>	Balances, End of Fiscal Year
	Period of Availability	ATA	AID	MAIN						
Office of Inspector General, Nuclear Regulatory Commission Fund Resources: Undisbursed Funds	2024-2025		031	0300	000	----- 15,769,000.00	----- -----	10,034,286.42	----- -----	5,734,713.58
	2023-2024					4,423,354.24	-----	3,172,399.73	-----	1,250,954.51
	2022-2023					1,611,716.02	-----	194,228.82	-----	1,417,487.20
	2021-2022					516,899.00	-----	4,561.87	-----	512,337.13
	2020-2021					626,561.00	-----	-----	-----	626,561.00
	2019-2020					249,567.06	-----	1,166.00	-----	248,401.06
	2018-2019					495,700.41	-----	-----	495,700.41	-----
	No Year					858,025.15	-----	-----	-----	858,025.15
	Subtotal		031	0300	000	8,781,822.88	15,769,000.00	13,406,642.84	495,700.41	10,648,479.63
<b>Deductions for Offsetting Receipts</b>										
Proprietary Receipts from the Public						----- -156,876.50	----- -----	-156,876.50	----- -----	----- -----
Offsetting Governmental Receipts						----- -800,762,604.16	----- -----	-800,762,604.16	----- -----	----- -----
Total, Offsetting Receipts						- 0 -	-800,919,480.66	-800,919,480.66	-----	- 0 -
Total, Nuclear Regulatory Commission						412,624,641.33	143,167,099.34	159,391,537.89	520,562.39	395,879,640.39
<b>Nuclear Waste Technical Review Board</b>										
<b>General Fund Accounts</b>										
Salaries and Expenses, Nuclear Waste Technical Review Board Fund Resources: Undisbursed Funds	2024-2025		431	0500	000	----- 4,064,000.00	----- -----	3,341,521.14	----- -----	722,478.86
	2023-2024					1,188,672.30	-----	824,932.78	-----	363,739.52
	2022-2023					94,327.57	-----	75,756.38	-----	18,571.19
	2021-2022					54,191.87	-----	54,191.87	-----	-----
	2020-2021					38,701.41	-----	427.05	-----	38,274.36
	2019-2020					6,759.69	-----	586.18	-----	6,173.51
	2018-2019					15,664.09	-----	-----	15,664.09	-----
	No Year					611,842.39	-----	-----	-----	611,842.39
Total, Nuclear Waste Technical Review Board						2,010,159.32	4,064,000.00	4,297,415.40	15,664.09	1,761,079.83
<b>Occupational Safety and Health Review Commission</b>										
<b>General Fund Accounts</b>										
Salaries and Expenses, Occupational Safety and Health Review Commission Fund Resources: Undisbursed Funds	2024		432	2100	000	----- 15,449,000.00	----- -----	11,114,248.50	----- -----	4,334,751.50
	2023					4,780,260.59	-----	2,558,136.14	-----	2,222,124.45
	2022					711,736.66	-----	85,151.62	-----	626,585.04
	2021					79,443.07	-----	-2,300.50	-----	81,743.57
	2020					376,866.25	-----	-----	-----	376,866.25
	2019					627,894.33	-----	-----	627,894.33	-----

Footnotes at End of Chapter

## Appropriations, Outlays, and Balances - Continued

Appropriation or Fund Account  Title	Account Symbol				Balances, Beginning of Fiscal Year	Appropriations and Other Obligational Authority <sup>1</sup>	Transfers Borrowings and Investment (Net) <sup>2</sup>	Outlays (Net)	Balances Withdrawn and Other Transactions <sup>3</sup>	Balances, End of Fiscal Year	
	Period of Availability	ATA	AID	MAIN							SUB
<b>Deductions for Offsetting Receipts</b>	Subtotal		432	2100	000	6,576,200.90	15,449,000.00	-----	13,755,235.76	627,894.33	7,642,070.81
Proprietary Receipts from the Public						-----	-0.03	-----	-0.03	-----	-----
Total, Occupational Safety and Health Review Commission						6,576,200.90	15,448,999.97	-----	13,755,235.73	627,894.33	7,642,070.81
<b>Office of Government Ethics</b>											
<b>General Fund Accounts</b>											
Salaries and Expenses, Office of Government Ethics											
Fund Resources:											
Undisbursed Funds	2024		434	1100	000	-----	23,037,000.00	-----	17,712,954.02	-----	5,324,045.98
	2023					7,099,662.40	-----	-----	4,785,359.59	-----	2,314,302.81
	2022					388,929.11	-----	-----	31,034.17	-----	357,894.94
	2021-2022					430.15	-----	-----	-----	-----	430.15
	2021					95,779.31	-----	-----	27,129.19	-----	68,650.12
	2020					529,536.02	-----	-----	5,894.49	-----	523,641.53
	2019					380,573.88	-----	-----	7,572.86	373,001.02	-----
Total, Office of Government Ethics						8,494,910.87	23,037,000.00	-----	22,569,944.32	373,001.02	8,588,965.53
<b>Office of Navajo and Hopi Indian Relocation</b>											
<b>General Fund Accounts</b>											
Salaries and Expenses, Office of Navajo and Hopi Indian Relocation											
Fund Resources:											
Undisbursed Funds	No Year		435	1100	000	10,059,978.27	-----	-----	4,907,144.47	-----	5,152,833.80
<b>Office of Special Counsel</b>											
<b>General Fund Accounts</b>											
Salaries and Expenses, Office of Special Counsel											
Fund Resources:											
Undisbursed Funds	2024		062	0100	000	-----	31,585,000.00	-----	29,015,270.25	-----	2,569,729.75
	2023-2024					-----	-----	139,556.00	139,556.00	-----	-----
	2023					3,628,035.17	-----	-139,556.00	3,140,383.86	-----	348,095.31
	2022					429,599.25	-----	-----	82,397.41	-----	347,201.84
	2021					216,283.57	-----	-----	906.00	-----	215,377.57
	2020					202,652.52	-----	-----	-----	-----	202,652.52
	2019					162,176.40	-----	-----	-----	162,176.40	-----
Total, Office of Special Counsel						4,638,746.91	31,585,000.00	-----	32,378,513.52	162,176.40	3,683,056.99
<b>Other Commissions and Boards</b>											
<b>General Fund Accounts</b>											
National Commission on Military, National, and Public Service											
Fund Resources:											
Undisbursed Funds	No Year		236	2978	000	2,189,813.11	-----	-----	5.11	-----	2,189,808.00

Footnotes at End of Chapter

Appropriations, Outlays, and Balances - Continued

Appropriation or Fund Account  Title	Account Symbol				Balances, Beginning of Fiscal Year	Appropriations and Other Obligational Authority <sup>1</sup>	Transfers Borrowings and Investment (Net) <sup>2</sup>	Outlays (Net)	Balances Withdrawn and Other Transactions <sup>3</sup>	Balances, End of Fiscal Year	
	Period of Availability	ATA	AID	MAIN							SUB
Salaries and Expenses, Women's Suffrage Centennial Commission Fund Resources: Undisbursed Funds	No Year		237	2979	000	422,525.73	-----	-----	-----	422,525.73	
Salaries and Expenses, Public Buildings Reform Board Fund Resources: Undisbursed Funds	No Year		290	2860	000	8,223,311.52	3,960,000.00	-----	1,760,957.32	-----	10,422,354.20
Salaries and Expenses, Commission for the Preservation of America's Heritage Abroad Fund Resources: Undisbursed Funds	2024-2025		321	3700	000	-----	116,000.00	-----	-----	-----	116,000.00
	2024					-----	654,000.00	-----	608,357.91	-----	45,642.09
	2023					237,191.99	-----	-----	148,738.73	-----	88,453.26
	2022					35,309.12	-----	-----	2,668.61	-----	32,640.51
	2021					46,248.11	-----	-----	13,785.88	-----	32,462.23
	2020					43,145.22	-----	-----	18,184.86	-----	24,960.36
	2019					60,266.81	-----	-----	17,945.82	42,320.99	-----
	Subtotal		321	3700	000	422,161.25	770,000.00	-----	809,681.81	42,320.99	340,158.45
Salaries and Expenses, Commission for the Study of International Migration and Cooperative Economic Development Fund Resources: Undisbursed Funds	No Year		322	1400	000	-545.00	-----	-----	-----	-----	<sup>4</sup> -545.00
Salaries and Expenses, Office of Nuclear Waste Negotiator Fund Resources: Undisbursed Funds	No Year		437	0700	000	-6,540.38	-----	-----	-----	-----	<sup>4</sup> -6,540.38
<b>Trust Fund Accounts</b>											
Gifts and Donations, Federal Judicial Center, the Judiciary Fund Resources: Undisbursed Funds	No Year		010	8123	000	132,939.80	140,149.18	-----	140,630.73	-----	132,458.25
Gifts and Donations, Commission for the Preservation of America's Heritage Abroad Fund Resources: Undisbursed Funds	No Year		321	8268	000	169,746.37	46,248.41	-----	58,929.16	-----	157,065.62
<b>Deductions for Offsetting Receipts</b>											
Proprietary Receipts from the Public						-----	-187,999.34	-----	-187,999.34	-----	-----
Total, Other Commissions and Boards						11,553,412.40	4,728,398.25	-----	2,582,204.79	42,320.99	13,657,284.87
<b>Patient-Centered Outcomes Research Trust Fund</b>											
<b>General Fund Accounts</b>											
Payments to the Patient-Centered Outcomes Research Trust Fund Fund Resources: Undisbursed Funds	2024		579	1299	000	-----	320,000,000.00	-----	320,000,000.00	-----	-----

Footnotes at End of Chapter



## Appropriations, Outlays, and Balances - Continued

Appropriation or Fund Account  Title	Account Symbol				Balances, Beginning of Fiscal Year	Appropriations and Other Obligational Authority <sup>1</sup>	Transfers Borrowings and Investment (Net) <sup>2</sup>	Outlays (Net)	Balances Withdrawn and Other Transactions <sup>3</sup>	Balances, End of Fiscal Year
	Period of Availability	ATA	AID	MAIN						
<b>Trust Fund Accounts</b>										
Patient-Centered Outcomes Research Trust Fund Fund Resources:										
Undisbursed Funds	2010-2029		579	8299	000	-----	768,972,281.87	-5,560,421.09	763,411,860.78	-----
Investments in US Treasury Securities						41,169,843.12	-----	5,560,421.09	-----	46,730,264.21
Subtotal			579	8299	000	41,169,843.12	768,972,281.87	-----	763,411,860.78	-----
<b>Deductions for Offsetting Receipts</b>										
Intrabudgetary Receipts Deducted by Agency						-----	-320,000,000.00	-----	-320,000,000.00	-----
Total, Patient-Centered Outcomes Research Trust Fund						41,169,843.12	768,972,281.87	-----	763,411,860.78	-----
<b>Postal Service</b>										
<b>General Fund Accounts</b>										
Office of Inspector General of the United States Postal Service, Postal Service Fund Resources:										
Undisbursed Funds	2022-2031		018	0100	000	14,229,071.85	-----	-----	2,911,969.65	-----
2024						-----	268,290,000.00	-----	268,290,000.00	-----
Subtotal			018	0100	000	14,229,071.85	268,290,000.00	-----	271,201,969.65	-----
Payment to the Postal Service Fund Fund Resources:										
Undisbursed Funds	2024		018	1001	000	-----	49,750,000.00	-----	49,750,000.00	-----
No Year						-----	31,700,000.00	-----	31,700,000.00	-----
Subtotal			018	1001	000	- 0 -	81,450,000.00	-----	81,450,000.00	- 0 -
<b>Public Enterprise Funds</b>										
Postal Service Fund, Debt Service Reserve Account Fund Resources:										
Undisbursed Funds	No Year		018	4020	001	-----	-----	-101,111,613.96	-101,111,613.96	-----
Unrealized Discount on Investments						-16,923,954.86	-----	-6,951,131.50	-----	-23,875,086.36
Investments in US Treasury Securities						457,096,950.09	-----	108,062,745.46	-----	565,159,695.55
Subtotal			018	4020	001	440,172,995.23	-----	-----	-101,111,613.96	-----
Postal Service Fund Fund Resources:										
Undisbursed Funds	2022-2031		018	4020	002	-----	-----	25,507,950.01	25,507,950.01	-----
No Year						<sup>14</sup> -650,032,153.76	-271,364,464.00	<sup>15</sup> 4,790,616,000.00	<sup>14</sup> 3,688,627,603.87	<sup>16,17</sup> 214,882,116.79
Unrealized Discount on Investments	2022-2031					-103,675,816.27	-----	-13,717,638.31	-----	-117,393,454.58
No Year						-277,920,418.43	-----	-108,629,484.52	-----	-386,549,902.95
Investments in US Treasury Securities	2022-2031					3,159,838,529.83	-----	-11,790,311.70	-----	3,148,048,218.13
No Year						18,415,120,418.43	-----	-2,681,370,515.48	-----	15,733,749,902.95
Subtotal			018	4020	002	20,543,330,559.80	-271,364,464.00	2,000,616,000.00	3,714,135,553.88	214,882,116.79
Total, Postal Service						20,997,732,626.88	78,375,536.00	2,000,616,000.00	3,965,675,909.57	214,882,116.79

Footnotes at End of Chapter

Appropriations, Outlays, and Balances - Continued

Appropriation or Fund Account  Title	Account Symbol					Balances, Beginning of Fiscal Year	Appropriations and Other Obligational Authority <sup>1</sup>	Transfers Borrowings and Investment (Net) <sup>2</sup>	Outlays (Net)	Balances Withdrawn and Other Transactions <sup>3</sup>	Balances, End of Fiscal Year
	Period of Availability	ATA	AID	MAIN	SUB						
<b>Presidio Trust</b>											
<b>Public Enterprise Funds</b>											
Expenses, Presidio Trust											
Fund Resources:											
Undisbursed Funds	2022-2026		512	4331	000	197,922,739.68	-----	-----	9,448,054.15	-----	188,474,685.53
	No Year					4,271,106.86	-----	<sup>18</sup> 84,236,653.00	-343,303.69	<sup>5</sup> 1,792,083.74	87,058,979.81
Investments in US Treasury Securities						288,773,548.00	-----	-19,306,413.00	-----	-----	269,467,135.00
Authority to Borrow from the Treasury						-----	68,548,987.00	-68,548,987.00	-----	-----	-----
Total, Presidio Trust						490,967,394.54	68,548,987.00	-3,618,747.00	9,104,750.46	1,792,083.74	545,000,800.34
<b>Privacy and Civil Liberties Oversight Board</b>											
<b>General Fund Accounts</b>											
Salaries and Expenses, Privacy and Civil Liberties Oversight Board											
Fund Resources:											
Undisbursed Funds	2024-2025		535	2724	000	-----	13,700,000.00	-----	8,940,193.52	-----	4,759,806.48
	2023-2024					2,775,158.76	-----	-----	2,546,597.49	-----	228,561.27
	2022-2023					173,426.12	-----	-----	88,820.87	-----	84,605.25
	2021-2022					191,843.11	-----	-----	-----	-----	191,843.11
	2020-2021					336,369.92	-----	-----	29,657.40	-----	306,712.52
	2019-2020					329,694.25	-----	-----	-----	-----	329,694.25
	2018-2019					488,348.03	-----	-----	-----	488,348.03	-----
Total, Privacy and Civil Liberties Oversight Board						4,294,840.19	13,700,000.00	-----	11,605,269.28	488,348.03	5,901,222.88
<b>Railroad Retirement Board</b>											
<b>General Fund Accounts</b>											
Dual Benefits Payments Account, Railroad Retirement Board											
Fund Resources:											
Undisbursed Funds	2024		060	0111	000	-----	7,500,000.00	-----	5,984,373.46	-----	1,515,626.54
	2023					1,604,777.29	-----	-----	199,862.97	-----	1,404,914.32
	2022					1,619,872.52	-----	-----	-----	-----	1,619,872.52
	2021					1,386,968.45	-----	-----	-----	-----	1,386,968.45
	2020					1,668,387.37	-----	-----	-188.42	-----	1,668,575.79
	2019					1,610,165.51	-----	-----	-----	1,610,165.51	-----
	Subtotal		060	0111	000	7,890,171.14	7,500,000.00	-----	6,184,048.01	1,610,165.51	7,595,957.62
Federal Payments to the Railroad Retirement Accounts, Railroad Retirement Board											
Fund Resources:											
Undisbursed Funds	2024-2025		060	0113	000	-----	150,000.00	-----	-----	-----	150,000.00
	2023-2024					150,000.00	-----	-----	1,698.85	-----	148,301.15
	2022-2023					137,605.09	-----	-----	-----	-----	137,605.09
	2021-2022					140,658.65	-----	-----	-----	-----	140,658.65
	2020-2021					139,187.25	-----	-----	-----	-----	139,187.25

Footnotes at End of Chapter

## Appropriations, Outlays, and Balances - Continued

Appropriation or Fund Account  Title	Account Symbol				Balances, Beginning of Fiscal Year	Appropriations and Other Obligational Authority <sup>1</sup>	Transfers Borrowings and Investment (Net) <sup>2</sup>	Outlays (Net)	Balances Withdrawn and Other Transactions <sup>3</sup>	Balances, End of Fiscal Year
	Period of Availability	ATA	AID	MAIN						
	2019-2020				141,135.32	-----	-----	-----	-----	141,135.32
	2018-2019				140,683.40	-----	-----	-----	140,683.40	-----
	No Year				-----	962,520,380.48	-----	962,520,380.48	-----	-----
	Subtotal		060	0113	000	849,269.71	962,670,380.48	962,522,079.33	140,683.40	856,887.46
Railroad Unemployment Insurance Extended Benefit Payments - Recovery Act, Railroad Retirement Board Fund Resources:										
Undisbursed Funds	No Year		060	0114	000	295,569.07	-----	-----	-2,304.51	297,873.58
Railroad Unemployment Insurance Extended Benefits Payments, Railroad Retirement Board Fund Resources:										
Undisbursed Funds	No Year		060	0117	000	2,569,282.67	-----	-----	-91,018.34	2,660,301.01
Railroad Unemployment Insurance Enhanced Benefit Payments, Railroad Retirement Board Fund Resources:										
Undisbursed Funds	No Year		060	0122	000	224,347,471.62	-----	-----	-43,087.30	224,390,558.92
Railroad Unemployment Insurance Waiver of 7 Day Period, Railroad Retirement Board Fund Resources:										
Undisbursed Funds	2020-2021		060	0123	000	37,018,539.52	-----	-----	-10,558.26	37,029,097.78
<b>Trust Fund Accounts</b>										
Social Security Equivalent Benefit Account, Railroad Retirement Board Fund Resources:										
Undisbursed Funds	No Year		060	8010	000	32,050,509.29	<sup>19</sup> 8,803,357,269.39	<sup>20</sup> -66,330,147.31	<sup>19</sup> 8,705,159,166.85	63,918,464.52
Investments in US Treasury Securities						1,042,739,000.00	-----	44,746,000.00	-----	1,087,485,000.00
Authority to Borrow from the Treasury						-11,670,520.06	5,059,900,000.00	-5,062,600,000.00	-----	-14,370,520.06
	Subtotal		060	8010	000	1,063,118,989.23	13,863,257,269.39	-5,084,184,147.31	8,705,159,166.85	1,137,032,944.46
Railroad Retirement Account, Railroad Retirement Board Fund Resources:										
Undisbursed Funds	No Year		060	8011	000	47,157,266.78	<sup>21</sup> 5,568,150,873.66	338,347,497.58	<sup>21</sup> 5,871,340,614.53	82,315,023.49
Investments in US Treasury Securities						1,096,970,000.00	-----	-337,051,000.00	-----	759,919,000.00
	Subtotal		060	8011	000	1,144,127,266.78	5,568,150,873.66	1,296,497.58	5,871,340,614.53	842,234,023.49
Limitation on the Office of the Inspector General, Railroad Retirement Board Fund Resources:										
Undisbursed Funds	2024		060	8018	000	-----	-----	-----	-3,628,419.51	3,628,419.51
	2023					3,088,367.24	-----	-----	237,648.81	2,850,718.43
	2022					1,208,671.12	-----	-----	-20,896.71	1,229,567.83
	2021					1,072,010.26	-----	-----	-33,797.14	1,105,807.40
	2020					1,606,998.73	-----	-----	84,156.73	1,522,842.00
	2019					2,013,124.49	-----	-2,020,128.92	-----	-----
	No Year					227,092.42	-----	-----	-4,877.08	231,969.50

Footnotes at End of Chapter

Appropriations, Outlays, and Balances - Continued

Appropriation or Fund Account  Title	Account Symbol				Balances, Beginning of Fiscal Year	Appropriations and Other Obligational Authority <sup>1</sup>	Transfers Borrowings and Investment (Net) <sup>2</sup>	Outlays (Net)	Balances Withdrawn and Other Transactions <sup>3</sup>	Balances, End of Fiscal Year
	Period of Availability	ATA	AID	MAIN SUB						
Subtotal		060	8018	000	9,216,264.26	-----	-2,020,128.92	-3,373,189.33	-----	10,569,324.67
Railroad Unemployment Insurance Trust Fund, Benefit Payments, Railroad Retirement Board Fund Resources: Undisbursed Funds	No Year	060	8051	001	19,091,023.63	57,450,000.00	-----	62,116,108.21	-----	14,424,915.42
Railroad Unemployment Insurance Trust Fund, Administrative Expenses, Railroad Retirement Board Fund Resources: Undisbursed Funds	No Year	060	8051	002	3,292,027.52	20,100,000.00	-----	20,127,517.00	-----	3,264,510.52
National Railroad Retirement Investment Trust, Railroad Retirement Board Fund Resources: Undisbursed Funds	No Year	060	8118	000	-----	3,433,819,763.90	-2,193,031,489.22	1,240,788,274.68	-----	-----
Unrealized Discount on Investments					-15,681,756.70	-----	-28,280,352.89	-----	-----	-43,962,109.59
Unamortized Premium and Discount					-8,514.26	-----	-3,924.86	-----	-----	-12,439.12
Investments in US Treasury Securities					470,877,500.00	-----	557,537,600.00	-----	-----	1,028,415,100.00
Investments in Agency Securities					1,210,000.00	-----	2,109,000.00	-----	-----	3,319,000.00
Investments in Non-Federal Securities (Market Value)(Means of Financing					24,469,176,142.05	-----	1,661,669,166.97	-----	-----	26,130,845,309.02
Subtotal		060	8118	000	24,925,573,371.09	3,433,819,763.90	-----	1,240,788,274.68	-----	27,118,604,860.31
Limitation on Administration, Railroad Retirement Board Fund Resources: Undisbursed Funds	2024	060	8237	000	-----	-----	-----	-26,734,483.25	-----	26,734,483.25
	2023				41,338,320.60	-----	-----	27,148,726.28	-----	14,189,594.32
	2022				11,506,048.59	-----	-----	3,760,252.51	-----	7,745,796.08
	2021				2,630,083.52	-----	-----	23,071.33	-----	2,607,012.19
	2020-2021				854,926.74	-----	-----	841,305.34	-----	13,621.40
	2020				3,200,060.20	-----	-----	22,673.38	-----	3,177,386.82
	2019				1,930,826.09	-----	-804,919.69	1,125,906.40	-----	-----
	No Year				32,553,534.21	-----	735,625.84	15,589,366.84	-----	17,699,793.21
Subtotal		060	8237	000	94,013,799.95	-----	-69,293.85	21,776,818.83	-----	72,167,687.27
<b>Deductions for Offsetting Receipts</b>										
Proprietary Receipts from the Public					-----	-3,426,171,376.78	-----	-3,426,171,376.78	-----	-----
Intrabudgetary Receipts Deducted by Agency					-----	-8,075,981,380.48	-----	-8,075,981,380.48	-----	-----
Total, Offsetting Receipts					- 0 -	-11,502,152,757.26	-----	-11,502,152,757.26	-----	- 0 -
Total, Railroad Retirement Board					27,531,403,046.19	12,410,795,530.17	-5,084,977,072.50	5,384,341,712.44	1,750,848.91	29,471,128,942.51
<b>Securities and Exchange Commission</b>										
<b>General Fund Accounts</b>										
Salaries and Expenses, Securities and Exchange Commission Fund Resources: Undisbursed Funds	No Year	050	0100	000	8,202,803,238.98	-----	-----	113,854,576.01	-----	8,088,948,662.97

Footnotes at End of Chapter

## Appropriations, Outlays, and Balances - Continued

Appropriation or Fund Account  Title	Account Symbol				Balances, Beginning of Fiscal Year	Appropriations and Other Obligational Authority <sup>1</sup>	Transfers Borrowings and Investment (Net) <sup>2</sup>	Outlays (Net)	Balances Withdrawn and Other Transactions <sup>3</sup>	Balances, End of Fiscal Year	
	Period of Availability	ATA	AID	MAIN							SUB
<b>Special Fund Accounts</b>											
Securities and Exchange Commission Reserve Fund, Securities and Exchange Commission Fund Resources: Undisbursed Funds	No Year		050	5566	000	48,104,981.66	50,000,000.00	-----	54,754,959.91	-----	43,350,021.75
Investor Protection Fund, Securities and Exchange Commission Fund Resources: Undisbursed Funds	No Year		050	5567	000	448,625,153.16	276,141,677.16	-114,291,849.03	575,250,077.38	-----	35,224,903.91
Investments in US Treasury Securities						358,085,839.60	-----	114,291,849.03	-----	-----	472,377,688.63
	Subtotal		050	5567	000	806,710,992.76	276,141,677.16	-----	575,250,077.38	-----	507,602,592.54
<b>Deductions for Offsetting Receipts</b>											
Proprietary Receipts from the Public						-----	760,592.86	-----	760,592.86	-----	-----
Intrabudgetary Receipts Deducted by Agency						-----	-19,291,849.03	-----	-19,291,849.03	-----	-----
Total, Offsetting Receipts						- 0 -	-18,531,256.17	-----	-18,531,256.17	-----	- 0 -
Total, Securities and Exchange Commission						9,057,619,213.40	307,610,420.99	-----	725,328,357.13	-----	8,639,901,277.26
<b>Smithsonian Institution General Fund Accounts</b>											
Salaries and Expenses, Smithsonian Institution Fund Resources: Undisbursed Funds	2022-2027		033	0100	000	746,832.00	-----	-----	63,072.00	-----	683,760.00
	2024-2025					-----	865,881,000.00	-----	690,271,061.12	-----	175,609,938.88
	2023-2024					214,915,680.89	-----	-----	160,229,307.13	-----	54,686,373.76
	2022-2023					57,026,329.59	-----	-----	46,638,964.35	-----	10,387,365.24
	2021-2022					9,625,151.21	-----	-----	4,628,042.07	-----	4,997,109.14
	2020-2021					4,804,114.27	-----	-----	1,548,568.47	-----	3,255,545.80
	2019-2020					2,433,901.72	-----	-----	364,555.67	-----	2,069,346.05
	2018-2019					1,009,918.04	-----	-----	38,729.23	971,188.81	-----
	No Year					30,180,676.81	26,974,000.00	-----	18,286,738.60	-----	38,867,938.21
	Subtotal		033	0100	000	320,742,604.53	892,855,000.00	-----	922,069,038.64	971,188.81	290,557,377.08
Facilities Capital, Smithsonian Institution Fund Resources: Undisbursed Funds	No Year		033	0103	000	483,926,049.88	222,380,033.30	-----	273,689,644.95	-----	432,616,438.23
Salaries and Expenses, National Gallery of Art Fund Resources: Undisbursed Funds	2024-2025		033	0200	000	-----	170,885,000.00	-----	129,975,598.59	-----	40,909,401.41
	2023-2024					45,764,399.39	-----	-----	31,447,422.97	-----	14,316,976.42
	2022-2023					12,016,613.42	-----	-----	9,989,083.82	-----	2,027,529.60
	2021-2022					2,438,385.70	-----	-----	1,655,948.66	-----	782,437.04
	2020-2021					1,314,086.37	-----	-----	156,089.98	-----	1,157,996.39
	2019-2020					558,800.21	-----	-----	3,791.19	-----	555,009.02

Footnotes at End of Chapter

Appropriations, Outlays, and Balances - Continued

Appropriation or Fund Account  Title	Account Symbol				Balances, Beginning of Fiscal Year	Appropriations and Other Obligational Authority <sup>1</sup>	Transfers Borrowings and Investment (Net) <sup>2</sup>	Outlays (Net)	Balances Withdrawn and Other Transactions <sup>3</sup>	Balances, End of Fiscal Year	
	Period of Availability	ATA	AID	MAIN							SUB
	2018-2019				335,150.43	-----	-----	10,656.33	324,494.10	-----	
	No Year				3,908,271.88	3,875,000.00	-----	3,530,201.62	-----	4,253,070.26	
	Subtotal		033	0200	000	66,335,707.40	174,760,000.00	-----	176,768,793.16	324,494.10	64,002,420.14
Repair, Restoration and Renovation of Buildings, National Gallery of Art											
Fund Resources:											
Undisbursed Funds	No Year		033	0201	000	34,039,883.87	9,744,966.70	-----	17,053,344.62	-----	26,731,505.95
Loans, John F. Kennedy Center Parking Facilities, Smithsonian Institution											
Fund Resources:											
Undisbursed Funds	No Year		033	0301	000	-----	-----	-20,400,000.00	-20,400,000.00	-----	-----
Operations and Maintenance, John F. Kennedy Center for the Performing Arts											
Fund Resources:											
Undisbursed Funds	2024-2025		033	0302	000	-----	32,293,000.00	-----	23,382,596.63	-----	8,910,403.37
	2023-2024					5,380,450.71	-----	-----	4,017,157.76	-----	1,363,292.95
	2022-2023					1,876,438.30	-----	-----	1,551,387.49	-----	325,050.81
	2021-2022					301,912.57	-----	-----	4,922.75	-----	296,989.82
	2020-2021					315,532.32	-----	-----	-----	-----	315,532.32
	2020					438,346.07	-----	-----	45.82	-----	438,300.25
	2019					420,279.17	-----	-----	-----	420,279.17	-----
	Subtotal		033	0302	000	8,732,959.14	32,293,000.00	-----	28,956,110.45	420,279.17	11,649,569.52
Capital Repair and Restoration, John F. Kennedy Center for the Performing Arts											
Fund Resources:											
Undisbursed Funds	No Year		033	0303	000	54,848,672.82	12,633,000.00	-----	11,171,480.61	-----	56,310,192.21
Salaries and Expenses, Woodrow Wilson International Center for Scholars											
Fund Resources:											
Undisbursed Funds	2024-2025		033	0400	000	-----	15,000,000.00	-----	9,550,388.11	-----	5,449,611.89
	2023-2024					6,722,192.12	-----	-----	5,396,589.18	-----	1,325,602.94
	2022-2023					1,250,388.15	-----	-----	505,600.88	-----	744,787.27
	2021-2022					323,520.90	-----	-----	13,001.00	-----	310,519.90
	2020-2021					654,333.95	-----	-----	91,389.28	-----	562,944.67
	2019-2020					343,668.75	-----	-----	511.73	-----	343,157.02
	2018-2019					512,466.69	-----	-----	-----	512,466.69	-----
	Subtotal		033	0400	000	9,806,570.56	15,000,000.00	-----	15,557,480.18	512,466.69	8,736,623.69
<b>Trust Fund Accounts</b>											
Canal Zone Biological Area Fund, Smithsonian Institution											
Fund Resources:											
Undisbursed Funds	No Year		033	8190	000	353,908.74	360,645.09	-----	268,591.94	-----	445,961.89
<b>Deductions for Offsetting Receipts</b>											
Proprietary Receipts from the Public						-----	-302,242.13	-----	-302,242.13	-----	-----

Footnotes at End of Chapter

## Appropriations, Outlays, and Balances - Continued

Appropriation or Fund Account  Title	Account Symbol				Balances, Beginning of Fiscal Year	Appropriations and Other Obligational Authority <sup>1</sup>	Transfers Borrowings and Investment (Net) <sup>2</sup>	Outlays (Net)	Balances Withdrawn and Other Transactions <sup>3</sup>	Balances, End of Fiscal Year	
	Period of Availability	ATA	AID	MAIN							SUB
Intrabudgetary Receipts Deducted by Agency					-----	-3,139.99	-----	-3,139.99	-----	-----	
Total, Offsetting Receipts					- 0 -	-305,382.12	-----	-305,382.12	-----	- 0 -	
Total, Smithsonian Institution					978,786,356.94	1,359,721,262.97	-20,400,000.00	1,424,829,102.43	2,228,428.77	891,050,088.71	
<b>State Justice Institute</b>											
<b>General Fund Accounts</b>											
Salaries and Expenses, State Justice Institute Fund Resources:											
Undisbursed Funds	2024-2025		453	0052	000	-----	500,000.00	-----	49,554.69	-----	450,445.31
	2024					-----	7,140,000.00	-----	1,621,282.64	-----	5,518,717.36
	2023-2024					500,000.00	-----	-----	254,022.87	-----	245,977.13
	2023					5,378,492.28	-----	-----	2,949,826.15	-----	2,428,666.13
	2022-2023					355,133.16	-----	-----	148,651.27	-----	206,481.89
	2022					1,958,415.91	-----	-----	1,149,947.37	-----	808,468.54
	2021-2022					91,575.71	-----	-----	27,522.54	-----	64,053.17
	2021					905,132.08	-----	-----	348,110.52	-----	557,021.56
	2020-2021					5,837.35	-----	-----	-----	-----	5,837.35
	2020					293,923.60	-----	-----	174,973.89	-----	118,949.71
	2019-2020					99,552.35	-----	-----	93,023.72	-----	6,528.63
	2019					246,007.44	-----	-----	167,704.75	78,302.69	-----
	2018-2019					1,298.06	-----	-----	-----	1,298.06	-----
	No Year					325,236.36	-----	-----	-----	-----	325,236.36
Total, State Justice Institute						10,160,604.30	7,640,000.00	-----	6,984,620.41	79,600.75	10,736,383.14
<b>Surface Transportation Board</b>											
<b>General Fund Accounts</b>											
Salaries and Expenses, Surface Transportation Board Fund Resources:											
Undisbursed Funds	2024		472	0301	000	-----	46,860,449.32	-----	32,665,383.65	-----	14,195,065.67
	2023					7,898,976.70	-----	-----	6,450,991.42	-----	1,447,985.28
	2022					2,266,089.69	-----	-----	951,785.08	-----	1,314,304.61
	2021					1,403,873.53	-----	-----	99,302.09	-----	1,304,571.44
	2020					1,026,345.86	-----	-----	19,181.49	-----	1,007,164.37
	2019					2,510,368.42	-----	-----	-8,143.11	2,518,511.53	-----
	Subtotal		472	0301	000	15,105,654.20	46,860,449.32	-----	40,178,500.62	2,518,511.53	19,269,091.37
<b>Deductions for Offsetting Receipts</b>											
Proprietary Receipts from the Public						-----	-550.00	-----	-550.00	-----	-----
Total, Surface Transportation Board						15,105,654.20	46,859,899.32	-----	40,177,950.62	2,518,511.53	19,269,091.37
<b>Tennessee Valley Authority</b>											

Footnotes at End of Chapter

Appropriations, Outlays, and Balances - Continued

Appropriation or Fund Account  Title	Account Symbol				Balances, Beginning of Fiscal Year	Appropriations and Other Obligational Authority <sup>1</sup>	Transfers Borrowings and Investment (Net) <sup>2</sup>	Outlays (Net)	Balances Withdrawn and Other Transactions <sup>3</sup>	Balances, End of Fiscal Year	
	Period of Availability	ATA	AID	MAIN							SUB
<b>Public Enterprise Funds</b>											
Tennessee Valley Authority Fund											
Fund Resources:											
Undisbursed Funds	No Year		455	4110	000	31,381,450.45	-----	<sup>22</sup> 675,767,123.22	668,597,944.88	<sup>5</sup> 7,792,072.60	30,758,556.19
Unamortized Premium and Discount						616,552.07	-----	1,670,498.44	-----	-----	2,287,050.51
Funds Held Outside the Treasury						40,000.00	-----	-----	-----	-----	40,000.00
Authority to Borrow from the Treasury						<sup>23</sup> 12,990,917,811.68	2,610,764,212.00	-657,152,869.43	-----	-----	14,944,529,154.25
Total, Tennessee Valley Authority						13,022,955,814.20	2,610,764,212.00	20,284,752.23	668,597,944.88	7,792,072.60	14,977,614,760.95
<b>United States Court of Appeals for Veterans Claims</b>											
<b>General Fund Accounts</b>											
Salaries and Expenses, United States Court of Appeals for Veterans Claims											
Fund Resources:											
Undisbursed Funds	2024		345	0300	000	-----	47,200,000.00	-----	40,153,067.34	-----	7,046,932.66
	2023					7,553,986.95	-----	-----	2,016,228.86	-----	5,537,758.09
	2022					1,331,569.75	-----	-----	181,522.74	-----	1,150,047.01
	2021					428,096.92	-----	-----	-107,423.01	-----	535,519.93
	2020					1,379,125.69	-----	-----	-----	-----	1,379,125.69
	2019					1,838,987.75	-----	-----	75.00	1,838,912.75	-----
Subtotal			345	0300	000	12,531,767.06	47,200,000.00	-----	42,243,470.93	1,838,912.75	15,649,383.38
<b>Special Fund Accounts</b>											
Practice and Registration Fees Fund, United States Court of Appeals for Veterans Claims											
Fund Resources:											
Undisbursed Funds	No Year		345	5113	000	196,773.74	132,790.00	-----	-7,930.96	-----	337,494.70
<b>Trust Fund Accounts</b>											
United States Court of Appeals for Veterans Claims Retirement Fund											
Fund Resources:											
Undisbursed Funds	No Year		345	8290	000	1,292,120.57	5,643,415.00	-2,013,761.33	4,186,515.65	-----	735,258.59
Unrealized Discount on Investments						-4,489,415.83	-----	-1,412,050.78	-----	-----	-5,901,466.61
Investments in US Treasury Securities						67,327,102.04	-----	3,425,812.11	-----	-----	70,752,914.15
Subtotal			345	8290	000	64,129,806.78	5,643,415.00	-----	4,186,515.65	-----	65,586,706.13
Total, United States Court of Appeals for Veterans Claims						76,858,347.58	52,976,205.00	-----	46,422,055.62	1,838,912.75	81,573,584.21
<b>United States Holocaust Memorial Museum</b>											
<b>General Fund Accounts</b>											
Expenses, United States Holocaust Memorial Museum											
Fund Resources:											
Undisbursed Funds	2024-2026		456	3300	000	-----	1,000,000.00	-----	-----	-----	1,000,000.00
	2023-2025					963,189.53	-----	-----	-----	-----	963,189.53
	2024					-----	58,967,000.00	-----	43,303,443.13	-----	15,663,556.87
	2022-2024					706,430.00	-----	-----	515,138.74	-----	191,291.26

Footnotes at End of Chapter



## Appropriations, Outlays, and Balances - Continued

Appropriation or Fund Account  Title	Account Symbol				Balances, Beginning of Fiscal Year	Appropriations and Other Obligational Authority <sup>1</sup>	Transfers Borrowings and Investment (Net) <sup>2</sup>	Outlays (Net)	Balances Withdrawn and Other Transactions <sup>3</sup>	Balances, End of Fiscal Year	
	Period of Availability	ATA	AID	MAIN							SUB
	2023				15,434,998.54	-----	-----	13,526,621.17	-----	1,908,377.37	
	2021-2023				715,000.00	-----	-----	706,728.71	-----	8,271.29	
	2022				2,793,611.52	-----	-----	1,045,983.33	-----	1,747,628.19	
	2021				1,658,390.75	-----	-----	182,002.38	-----	1,476,388.37	
	2019-2021				360,726.84	-----	-----	274,643.12	-----	86,083.72	
	2020				2,275,797.40	-----	-----	359,571.20	-----	1,916,226.20	
	2018-2020				201,450.05	-----	-----	-----	-----	201,450.05	
	2019				944,633.56	-----	-----	-----	944,633.56	-----	
	2017-2019				139,425.51	-----	-----	-----	139,425.51	-----	
	No Year				15,313,485.98	5,264,000.00	-----	3,780,462.02	-----	16,797,023.96	
	Subtotal		456	3300	000	41,507,139.68	65,231,000.00	-----	63,694,593.80	1,084,059.07	41,959,486.81
<b>Trust Fund Accounts</b>											
Donations, United States Holocaust Memorial Museum											
Fund Resources:											
Undisbursed Funds											
	No Year		456	8279	000	661,789.57	-----	-----	-----	-314,039.68	975,829.25
Total, United States Holocaust Memorial Museum											
						42,168,929.25	65,231,000.00	-----	63,380,554.12	1,084,059.07	42,935,316.06
<b>United States Institute of Peace</b>											
<b>General Fund Accounts</b>											
Operating Expenses, United States Institute of Peace											
Fund Resources:											
Undisbursed Funds											
	2022-2028		458	1300	000	-----	-----	-----	-----	-69,175.64	69,175.64
	2024-2027					-----	-----	-----	-----	-67,164.77	67,164.77
	2022-2027					1,295,098.89	-----	-----	-----	113,403.77	1,181,695.12
	2021-2027					-----	-----	-----	-----	-56,870.91	56,870.91
	2017-2027					-----	-----	-----	-----	6,231.76	<sup>4</sup> -6,231.76
	2023-2026					-----	-----	-----	-----	-137,862.40	137,862.40
	2022-2026					138,055.35	-----	-----	-----	-841,256.40	979,311.75
	2021-2026					89,965.36	-----	-----	-----	-252,227.01	342,192.37
	2020-2026					-----	-----	-----	-----	-150,000.00	150,000.00
	2019-2026					-----	-----	-----	-----	-110,007.73	110,007.73
	2024-2025					-----	55,000,000.00	-----	42,963,184.03	-----	12,036,815.97
	2023-2025					-----	-----	-----	-----	-100,000.00	100,000.00
	2022-2025					-----	-----	-----	-----	-1,017,085.49	1,017,085.49
	2021-2025					6,061,356.73	-----	-----	-----	2,751,256.54	3,310,100.19
	2020-2025					257,798.00	-----	-----	-----	281,079.29	<sup>4</sup> -23,281.29
	2019-2025					1,036,417.70	-----	-----	-----	503,667.77	532,749.93
	2018-2025					250,922.74	-----	-----	-----	146,150.88	104,771.86
	2017-2025					919,100.27	-----	-----	-----	176,199.71	742,900.56
	2016-2025					-----	-----	-----	-----	-47,298.72	47,298.72
	2015-2025					1,583,220.11	-----	-----	-----	63,063.63	1,520,156.48

Footnotes at End of Chapter

Appropriations, Outlays, and Balances - Continued

Appropriation or Fund Account  Title	Account Symbol				Balances, Beginning of Fiscal Year	Appropriations and Other Obligational Authority <sup>1</sup>	Transfers Borrowings and Investment (Net) <sup>2</sup>	Outlays (Net)	Balances Withdrawn and Other Transactions <sup>3</sup>	Balances, End of Fiscal Year	
	Period of Availability	ATA	AID	MAIN SUB							
	2023-2024				12,199,959.36	-----	-----	6,233,294.27	-----	5,966,665.09	
	2022-2024				-----	-----	-----	1,420.94	-----	<sup>4</sup> -1,420.94	
	2020-2024				-----	-----	-----	-492,801.87	-----	492,801.87	
	2019-2024				-----	-----	-----	-8,758.63	-----	8,758.63	
	2016-2024				-----	-----	-----	429.74	-----	<sup>4</sup> -429.74	
	2022-2023				7,409,790.48	-----	-----	5,691,367.36	-----	1,718,423.12	
	2021-2022				1,330,460.76	-----	-----	511,405.83	-----	819,054.93	
	2020-2021				908,568.23	-----	-----	135,391.96	-----	773,176.27	
	2019-2020				4,616,045.00	-----	-----	4,606,958.40	-----	9,086.60	
	2018-2019				1,077,578.01	-----	-----	1,077,578.01	-----	-----	
Total, United States Institute of Peace					39,174,336.99	55,000,000.00	-----	61,911,574.32	-----	32,262,762.67	
<b>United States Interagency Council on Homelessness</b>											
<b>General Fund Accounts</b>											
Operating Expenses, United States Interagency Council on Homelessness Fund Resources:											
Undisbursed Funds	2024		376	1300	000	-----	4,300,000.00	-----	3,843,094.57	-----	456,905.43
	2023					261,605.96	-----	-----	147,133.23	-----	114,472.73
	2022					192,544.36	-----	-----	-4,329.98	-----	196,874.34
	2021					1,091,116.13	-----	-----	-----	-----	1,091,116.13
	2020-2021					68,426.92	-----	-----	-----	-----	68,426.92
	2019					56,099.89	-----	-----	-----	56,099.89	-----
	No Year					-----	-----	-----	-166,009.08	-----	166,009.08
Total, United States Interagency Council on Homelessness						1,669,793.26	4,300,000.00	-----	3,819,888.74	56,099.89	2,093,804.63
<b>United States Railway Association</b>											
<b>General Fund Accounts</b>											
Administrative Expenses, United States Railway Association Fund Resources:											
Undisbursed Funds	No Year		460	0100	000	-8,134.98	-----	-----	-----	-----	<sup>4</sup> -8,134.98
<b>Vietnam Education Foundation</b>											
<b>Special Fund Accounts</b>											
Vietnam Education Foundation Fund Resources:											
Undisbursed Funds	No Year		519	5365	000	9,953,809.76	-----	-----	-----	-----	9,953,809.76
<b>Public Defender Service for the District of Columbia</b>											
<b>General Fund Accounts</b>											
Federal Payment to the District of Columbia Public Defender Service, District of Columbia Fund Resources:											
Undisbursed Funds	2024-2026		511	1733	000	-----	3,000,000.00	-----	-----	-----	3,000,000.00
	2024					-----	50,629,000.00	-----	43,317,326.17	-----	7,311,673.83

Footnotes at End of Chapter

## Appropriations, Outlays, and Balances - Continued

Appropriation or Fund Account	Account Symbol				Balances, Beginning of Fiscal Year	Appropriations and Other Obligational Authority <sup>1</sup>	Transfers Borrowings and Investment (Net) <sup>2</sup>	Outlays (Net)	Balances Withdrawn and Other Transactions <sup>3</sup>	Balances, End of Fiscal Year	
Title	Period of Availability	ATA	AID	MAIN							SUB
	2022-2024				2,860,762.34	-----	-----	1,818,629.76	-----	1,042,132.58	
	2023				5,923,565.52	-----	-----	3,902,552.63	-----	2,021,012.89	
	2022				1,414,498.93	-----	-----	391,384.45	-----	1,023,114.48	
	2020-2022				310,054.40	-----	-----	310,054.40	-----	-----	
	2021				1,382,090.30	-----	-----	590,283.27	-----	791,807.03	
	2019-2021				27,846.80	-----	-----	27,846.80	-----	-----	
	2020				1,280,430.95	-----	-----	-----	-----	1,280,430.95	
	2019				350,029.21	-----	-----	110.15	349,919.06	-----	
	No Year				10,894.80	-----	-----	-----	-----	10,894.80	
	Subtotal		511	1733	000	13,560,173.25	53,629,000.00	-----	50,358,187.63	349,919.06	16,481,066.56
<b>Special Fund Accounts</b>											
Contributions, Public Defender Service for the District of Columbia											
Fund Resources:											
Undisbursed Funds	No Year		511	5722	000	120,552.77	1,036.00	-----	2,775.39	-----	118,813.38
<b>Deductions for Offsetting Receipts</b>											
Proprietary Receipts from the Public											
-----											
-1,036.00											
-----											
-1,036.00											
-----											
Total, Public Defender Service for the District of Columbia											
						13,680,726.02	53,629,000.00	-----	50,359,927.02	349,919.06	16,599,879.94
<b>National Security Commission on Artificial Intelligence</b>											
<b>General Fund Accounts</b>											
Expenses, National Security Commission on Artificial Intelligence											
Fund Resources:											
Undisbursed Funds	No Year		245	2765	000	1,193,946.06	-----	-----	1,146,833.12	-----	47,112.94
<b>National Commission on Military Aviation Safety</b>											
<b>General Fund Accounts</b>											
National Commission on Military Aviation Safety											
Fund Resources:											
Undisbursed Funds	2019-2021		246	2865	000	2,196,159.46	-----	-----	1,282,106.36	-----	914,053.10
<b>Federal Permitting Improvement Steering Council</b>											
<b>Federal Permitting Improvement Council</b>											
<b>Special Fund Accounts</b>											
Environmental Review Improvement Fund, Federal Permitting Improvement											
Steering Council											
Fund Resources:											
Undisbursed Funds	2023-2031		473	5761	000	349,663,455.95	-----	-----	10,433,914.65	-----	339,229,541.30
	2024				-----	650,000.00	-----	650,000.00	-----	-----	
	2023				37,388.76	-----	-----	37,388.76	-----	-----	
	No Year				6,064,568.57	-----	-----	4,862,170.04	-----	1,202,398.53	

Footnotes at End of Chapter

**Appropriations, Outlays, and Balances - Continued**

Appropriation or Fund Account  Title	Account Symbol				Balances, Beginning of Fiscal Year	Appropriations and Other Obligational Authority <sup>1</sup>	Transfers Borrowings and Investment (Net) <sup>2</sup>	Outlays (Net)	Balances Withdrawn and Other Transactions <sup>3</sup>	Balances, End of Fiscal Year	
	Period of Availability	ATA	AID	MAIN							SUB
<b>Deductions for Offsetting Receipts</b>	Subtotal		473	5761	000	355,765,413.28	650,000.00	-----	15,983,473.45	-----	340,431,939.83
Proprietary Receipts from the Public						-----	-137.39	-----	-137.39	-----	-----
Total, Federal Permitting Improvement Council						355,765,413.28	649,862.61	-----	15,983,336.06	-----	340,431,939.83
Total, Federal Permitting Improvement Steering Council						355,765,413.28	649,862.61	-----	15,983,336.06	-----	340,431,939.83
<b>400 Years of African-American History Commission</b>											
<b>Special Fund Accounts</b>											
400 Years of African-American History Commission Fund Resources:											
Undisbursed Funds	2024		247	5721	000	-----	3,300,000.00	-----	1,210,662.09	-----	2,089,337.91
	2023					1,941,915.64	-----	-----	1,230,160.17	-----	711,755.47
	2022					1,010,697.96	-----	-----	97,736.35	-----	912,961.61
	2021					1,708,745.82	-----	-----	48,742.14	-----	1,660,003.68
	2020					211,547.87	-----	-----	38,640.81	-----	172,907.06
Total, 400 Years of African-American History Commission						4,872,907.29	3,300,000.00	-----	2,625,941.56	-----	5,546,965.73
<b>Alyce Spotted Bear and Walter Soboleff Commission on Native Children</b>											
<b>Alyce Spotted Bear and Walter Soboleff Com. on Native Children</b>											
<b>General Fund Accounts</b>											
Alyce Spotted Bear and Walter Soboleff Commission on Native Children Fund Resources:											
Undisbursed Funds	2023-2024		545	2987	000	477,930.89	-----	-----	305,604.42	-----	172,326.47
	2022-2023					143,507.92	-----	-----	52,114.19	-----	91,393.73
	2021-2022					21,753.26	-----	-----	-7,173.56	-----	28,926.82
	2020-2021					2,807.08	-----	-----	-----	-----	2,807.08
Total, Alyce Spotted Bear and Walter Soboleff Com. on Native Children						645,999.15	-----	-----	350,545.05	-----	295,454.10
Total, Alyce Spotted Bear and Walter Soboleff Commission on Native Children						645,999.15	-----	-----	350,545.05	-----	295,454.10
<b>Commission on Combating Synthetic Opioid Trafficking</b>											
<b>General Fund Accounts</b>											
Salaries and Expenses, Commission on Combating Synthetic Opioid Trafficking Fund Resources:											
Undisbursed Funds	2020-2022		256	1760	000	1,351,902.38	-----	-----	-----	-----	1,351,902.38
<b>Southeast Crescent Regional Commission</b>											
<b>General Fund Accounts</b>											

Footnotes at End of Chapter

## Appropriations, Outlays, and Balances - Continued

Appropriation or Fund Account  Title	Account Symbol				Balances, Beginning of Fiscal Year	Appropriations and Other Obligational Authority <sup>1</sup>	Transfers Borrowings and Investment (Net) <sup>2</sup>	Outlays (Net)	Balances Withdrawn and Other Transactions <sup>3</sup>	Balances, End of Fiscal Year
	Period of Availability	ATA	AID	MAIN						
Southeast Crescent Regional Commission Fund Resources: Undisbursed Funds	No Year		574	3744	000	32,663,973.03	20,000,000.00	----- 1,775,643.61	-----	50,888,329.42
<b>Civil Rights Cold Case Records Review Board</b> <b>General Fund Accounts</b>										
Civil Rights Cold Case Records Review Board Fund Resources: Undisbursed Funds	No Year		130	3000	000	1,771,101.85	----- 5,400,000.00	961,062.70	-----	6,210,039.15
<b>Southwest Border Regional Commission</b> <b>General Fund Accounts</b>										
Southwest Border Regional Commission Fund Resources: Undisbursed Funds	No Year		569	1500	000	8,769,263.36	5,000,000.00	----- -50,161.37	-----	13,819,424.73
<b>Adams Memorial Commission</b> <b>Special Fund Accounts</b>										
Adams Memorial Commission Fund Resources: Undisbursed Funds	2024-2026		225	5647	000	-----	315,000.00	-----	-----	315,000.00
<b>Deductions for Offsetting Receipts</b>										
Proprietary Receipts from the Public						-----	-315,000.00	-----	-----	-----
Total, Adams Memorial Commission						-----	-----	-315,000.00	-----	315,000.00
Total, Independent Agencies						223,109,479,164.76	37,956,595,476.00	40,326,089,078.63	77,793,196,144.91	665,179,476.94
<b>Memorandum</b> <b>Financing Accounts</b> <b>Public Enterprise Funds</b>										
Spectrum Auction, Direct Loan Financing Account, Federal Communications Commission Fund Resources: Undisbursed Funds	No Year		027	4133	000	46,703.97	-----	----- -14,326.43	-----	61,030.40
Debt Reduction Financing Account, Export-Import Bank Fund Resources: Undisbursed Funds	No Year		083	4028	000	-----	-----	-13,759,079.65	\$ 13,759,079.65	-----
Direct Loan Financing Account, Export-Import Bank Fund Resources: Undisbursed Funds	No Year		083	4161	000	3,833,925,359.23	-----	-1,485,349,885.35	-921,868,438.73	\$ 74,585,825.19
Authority to Borrow from the Treasury	Subtotal		083	4161	000	3,833,925,359.23	-----	-1,485,349,885.35	-921,868,438.73	74,585,825.19

Footnotes at End of Chapter

**Appropriations, Outlays, and Balances - Continued**

Appropriation or Fund Account  Title	Account Symbol					Balances, Beginning of Fiscal Year	Appropriations and Other Obligational Authority <sup>1</sup>	Transfers Borrowings and Investment (Net) <sup>2</sup>	Outlays (Net)	Balances Withdrawn and Other Transactions <sup>3</sup>	Balances, End of Fiscal Year
	Period of Availability	ATA	AID	MAIN	SUB						
Guaranteed Loan Financing Account, Export-Import Bank Fund Resources:											
Undisbursed Funds	No Year		083	4162	000	1,468,193,104.74	-----	-118,304,634.01	572,879,178.55	<sup>5</sup> 11,539,756.80	765,469,535.38
Total, Financing Accounts						5,302,165,167.94	-----	-1,603,654,519.36	-362,762,666.26	99,884,661.64	3,961,388,653.20

Footnotes at End of Chapter

## Appropriations, Outlays, and Balances - Continued

### Footnotes

- 1 The amounts in this column, unless otherwise footnoted, represent appropriations, increases and rescissions in borrowing authority or new contract authority. Appropriation accounts with appropriation transfer activity are presented in Table 1 (Appropriations and Appropriation Transfers) at the end of this chapter.
- 2 The amounts in this column, unless otherwise footnoted, represent transfers - other than appropriation transfers, borrowings (gross), investments (net), unrealized discounts or funds held outside the Treasury.
- 3 The amounts in this column, unless otherwise footnoted, represent obligated balances canceled for fiscal year 2019 pursuant to 31 U.S.C. 1553 and adjustments to borrowing and contract authority.
- 4 Subject to disposition by the administrative agency.
- 5 Represents capital transfer to miscellaneous receipts.
- 6 Pursuant to Public Law # 111-117, 123 Stat. 3088; 112-10, the balance for this account has been extended beyond the normal period of availability to liquidate obligations.
- 7 Pursuant to Public Law # 113-46, 127 Stat. 558, Sec. 101(6), the balance for this account has been extended beyond the normal period of availability to liquidate obligations.
- 8 Pursuant to Public Law # 113-6, 127 Stat. 412, the balance for this account has been extended beyond the normal period of availability to liquidate obligations.
- 9 Pursuant to Public Law # 112-10, 125 Stat. 103 Sec. 1102 further amended by 112-36, 125 Stat. 386 Sec. 103, the balance for this account has been extended beyond the normal period of availability to liquidate obligations.
- 10 Pursuant to Public Law # 111-117, 123 Stat. 3034, the balance for this account has been extended beyond the normal period of availability to liquidate obligations.
- 11 Pursuant to Public Law # 110-161, 121 Stat. 2290, the balance for this account has been extended beyond the normal period of availability to liquidate obligations.
- 12 Includes \$43,333,000,000.00 which represents borrowing from the Federal Financing Bank in lieu of issuance of agency debt.
- 13 The opening balance(s) of the following account(s) have been adjusted during the current fiscal year and do not agree with last year's closing balance(s):

<u>Account Symbol: (ATA, AID, POA, MAIN, SUB)</u>	<u>Adjustment</u>
381 X 8282 000 - Undisbursed Funds	\$193.53
083 X 4161 000 - Authority to Borrow from the Treasury	-\$6,938,711,390.55

- 14 Excludes activity which represents "Net Proceeds from Sales and Withholding for Savings Bonds" which will be accounted for as a deposit fund liability.
- 15 Includes \$2,000,000,000.00 which represents net borrowing from the Federal Financing Bank in lieu of issuance of agency debt.
- 16 Includes \$143,119,889.24 which represents capital transfer to miscellaneous receipts.
- 17 Represents: Domestic Postal Money Orders: Paid \$18,607,758,612.06 Issued \$18,535,996,384.51 Foreign Postal Money Orders: Paid Issued Net Postal Orders \$71,762,227.55
- 18 Includes \$64,930,240.00 which represents net borrowing from the U.S. Treasury.
- 19 Excludes \$12,563,691.66 refund of taxes.
- 20 Includes \$22,100,000.00 which represents net repayment of borrowing from the U.S. Treasury.
- 21 Excludes \$13,887,631.78 refund of taxes.
- 22 Includes \$714,019,011.00 which represents net sale of non-guaranteed Government agency securities.
- 23 The opening balance of 455 X 4110 000 has been adjusted during the current fiscal year by \$103,500.00 and does not agree with last year's closing balance.

Appropriations, Outlays, and Balances - Continued

Footnotes

Table 1 - Appropriations and Appropriation Transfers - Independent Agencies

AID	ATA	Period of Availability	MAIN	Net Appropriations and Appropriation Transfers	Appropriation Amount	Net Appropriation Transfers	AID Involved	ATA Involved	Period of Availability Involved	MAIN Involved	Amount From or To (-)
011		2425	1070	277,447,941.00	298,579,000.00	-21,131,059.00	014		2425	1036	-131,945.00
							015		2425	0200	-1,457,264.00
							015		2425	0322	-1,002,007.00
							015		2425	0324	-1,043,066.00
							015		2425	0700	-335,507.00
							015		2425	1100	-15,371,918.00
							020		2425	0913	-95,741.00
							070		2425	0540	-1,693,611.00
309	012	X	0200	7,153,660.00	0.00	7,153,660.00	309		X	0200	7,153,660.00
309	013	X	0200	2,569,469.00	0.00	2,569,469.00	309		X	0200	2,569,469.00
018		24	0100	268,290,000.00	0.00	268,290,000.00	018		X	4020	268,290,000.00
018		X	4020	-271,364,464.00	0.00	-271,364,464.00	018		24	0100	-268,290,000.00
							070		X	5695	-3,074,464.00
031		X	0200	919,966,860.00	140,209,975.84	779,756,884.16	031		2425	0200	-8,350,720.00
							031		X	5280	788,107,604.16
031		2425	0200	8,350,720.00	0.00	8,350,720.00	031		X	0200	8,350,720.00
031		2425	0300	15,769,000.00	3,114,000.00	12,655,000.00	031		X	5280	12,655,000.00
031		X	5280	-800,762,604.16	0.00	-800,762,604.16	031		X	0200	-788,107,604.16
							031		2425	0300	-12,655,000.00
033		X	0100	26,974,000.00	0.00	26,974,000.00	033		2425	0100	26,974,000.00
033		2425	0100	865,881,000.00	892,855,000.00	-26,974,000.00	033		X	0100	-26,974,000.00
033		X	0103	222,380,033.30	197,645,000.00	24,735,033.30	033		X	0201	24,735,033.30
033		X	0200	3,875,000.00	0.00	3,875,000.00	033		2425	0200	3,875,000.00
033		2425	0200	170,885,000.00	174,760,000.00	-3,875,000.00	033		X	0200	-3,875,000.00
033		X	0201	9,744,966.70	34,480,000.00	-24,735,033.30	033		X	0103	-24,735,033.30
309		X	0200	389,833,121.00	400,000,000.00	-10,166,879.00	309	012	X	0200	-7,153,660.00
							309	013	X	0200	-2,569,469.00
							309	069	X	0200	-443,750.00
431		2425	0500	4,064,000.00	0.00	4,064,000.00	089		X	5227	4,064,000.00
575		X	2996	495,000.00	0.00	495,000.00	069		X	0759	495,000.00
247		24	5721	3,300,000.00	0.00	3,300,000.00	014		24	1036	3,300,000.00
060		X	8010	-137,000,000.00	0.00	-137,000,000.00	060		X	8011	-137,000,000.00



## Appropriations, Outlays, and Balances - Continued

### Footnotes

Table 1 - Appropriations and Appropriation Transfers - Independent Agencies

AID	ATA	Period of Availability	MAIN	Net Appropriations and Appropriation Transfers	Appropriation Amount	Net Appropriation Transfers	AID Involved	ATA Involved	Period of Availability Involved	MAIN Involved	Amount From or To (-)
060		X	8011	137,000,000.00	0.00	137,000,000.00	060		X	8010	137,000,000.00
060		X	8051	57,450,000.00	0.00	57,450,000.00	016		X	8042	57,450,000.00
060		X	8051	20,100,000.00	0.00	20,100,000.00	016		X	8042	20,100,000.00
309	069	X	0200	443,750.00	0.00	443,750.00	309		X	0200	443,750.00
083		24	0100	50,033,243.00	57,823,243.00	-7,790,000.00	083		2425	0100	-7,790,000.00
083		2425	0100	7,790,000.00	0.00	7,790,000.00	083		24	0100	7,790,000.00
083		24	0105	7,577,253.00	8,860,000.00	-1,282,747.00	083		2425	0105	-1,282,747.00
083		2425	0105	1,282,747.00	0.00	1,282,747.00	083		24	0105	1,282,747.00
514		X	0206	58,912,626.00	0.00	58,912,626.00	514		24	0206	58,912,626.00
514		24	0206	789,538,774.00	857,214,000.00	-67,675,226.00	514		X	0206	-58,912,626.00
							514		2425	0206	-8,762,600.00
514		2425	0206	8,762,600.00	0.00	8,762,600.00	514		24	0206	8,762,600.00
467		24	0401	629,902,000.00	627,419,000.00	2,483,000.00	057		2425	3600	2,483,000.00
517		X	0750	34,100,000.00	31,100,000.00	3,000,000.00	013		X	2050	3,000,000.00
513		X	1200	48,907,279.00	17,000,000.00	31,907,279.00	012		2427	1106	575,000.00
							068		X	0103	6,716,000.00
							069		2427	0548	24,616,279.00
339		24	1400	265,666,549.00	365,000,000.00	-99,333,451.00	339		2426	1400	-80,000,000.00
							339		X	1402	-19,333,451.00
339		2426	1400	80,000,000.00	0.00	80,000,000.00	339		24	1400	80,000,000.00
339		X	1402	19,333,451.00	0.00	19,333,451.00	339		24	1400	19,333,451.00
321		24	3700	654,000.00	770,000.00	-116,000.00	321		2425	3700	-116,000.00
321		2425	3700	116,000.00	0.00	116,000.00	321		24	3700	116,000.00
573		X	3742	44,000,000.00	41,000,000.00	3,000,000.00	013		X	2050	3,000,000.00
573		2427	3742	5,000,000.00	0.00	5,000,000.00	069		2427	0548	5,000,000.00
513		X	8056	4,645,096.75	0.00	4,645,096.75	070		X	8185	4,645,096.75
<b>Total</b>				<b>4,259,068,071.59</b>	<b>4,147,829,218.84</b>	<b>111,238,852.75</b>					<b>111,238,852.75</b>

# Part Four

---

## Other Information



## Deposit Funds

Appropriation or Fund Account	Account Symbol					Balances, Beginning of Fiscal Year	Appropriations and Other Obligational Authority <sup>1</sup>	Transfers Borrowings and Investment (Net) <sup>2</sup>	Outlays (Net)	Balances Withdrawn and Other Transactions <sup>3</sup>	Balances, End of Fiscal Year
Title	Period of Availability	ATA	AID	MAIN	SUB						
<b>Legislative Branch</b>											
Withheld State and Local Taxes, Senate	No Year		000	6275	001	-20,091,100.65	-----	-----	-21,247,023.97	-----	1,155,923.32
Withheld State and Local Taxes, House of Representatives	No Year		000	6275	004	2,191.03	-----	-----	6,836.24	-----	<sup>4</sup> -4,645.21
Subtotal			000	6275		-20,088,909.62			-21,240,187.73		1,151,278.11
Other Federal Payroll Withholding, Allotments, Senate	No Year		000	6276	001	-3,837,276.49	-----	-----	234,218.68	-----	<sup>4</sup> -4,071,495.17
Other Federal Payroll Withholding, Allotments, House of Representatives	No Year		000	6276	004	-18,739.77	-----	-----	-40,515.07	-----	21,775.30
Subtotal			000	6276		-3,856,016.26			193,703.61		-4,049,719.87
Copyright Owner's Royalty Fees, Net Operating Costs, Copyright Office, Library of Congress	No Year		003	6175	000	<sup>5</sup> 205,598.25	-----	-73,816,153.15	-73,863,081.70	-----	252,526.80
Unrealized Discount on Investments	No Year		003	6175	911	-14,104,101.37	-----	1,470,800.14	-----	-----	-12,633,301.23
Investments in US Treasury Securities	No Year		003	6175	971	1,571,010,118.18	-----	72,345,353.01	-----	-----	1,643,355,471.19
Subtotal			003	6175		1,557,111,615.06			-73,863,081.70		1,630,974,696.76
Unearned Copyright Fees, Library of Congress	No Year		003	6206	000	837,829.25	-----	-1,324,726.14	-1,420,739.23	-----	933,842.34
Unrealized Discount on Investments	No Year		003	6206	911	-40,275.07	-----	-7,707.50	-----	-----	-47,982.57
Investments in US Treasury Securities	No Year		003	6206	971	9,179,502.18	-----	1,332,433.64	-----	-----	10,511,935.82
Subtotal			003	6206		9,977,056.36			-1,420,739.23		11,397,795.59
Unearned Catalog Card Fees, Library of Congress	No Year		003	6207	000	119,977.04	-----	-----	-90,408.26	-----	210,385.30
Employees' Payroll Allotment Account, United States Savings Bonds, Railroad Accounting Principles Board	No Year		009	6050	008	81.25	-----	-----	-----	-----	81.25
Withheld State and Local Taxes, Botanic Garden	No Year		009	6275	002	-9,675.27	-----	-----	-----	-----	<sup>4</sup> -9,675.27
Suspense, Botanic Garden	No Year		009	6875	002	680.24	-----	-----	-----	-----	680.24
Total, Legislative Branch						1,543,254,808.80	-----	-----	-96,420,713.31	-----	1,639,675,522.11
<b>Judicial Branch</b>											
Registry Funds, United States Courts, the Judiciary	No Year		010	6047	000	310,266,143.52	-----	40,954,765.93	29,480,176.01	-----	321,740,733.44
Unrealized Discount on Investments	No Year		010	6047	911	-11,181,838.06	-----	138,570.37	-----	-----	-11,043,267.69
Investments in US Treasury Securities	No Year		010	6047	971	1,408,206,952.25	-----	-41,093,336.30	-----	-----	1,367,113,615.95

Footnotes at End of Chapter

## Deposit Funds

Appropriation or Fund Account	Account Symbol					Balances, Beginning of Fiscal Year	Appropriations and Other Obligational Authority <sup>1</sup>	Transfers Borrowings and Investment (Net) <sup>2</sup>	Outlays (Net)	Balances Withdrawn and Other Transactions <sup>3</sup>	Balances, End of Fiscal Year
Title	Period of Availability	ATA	AID	MAIN	SUB						
	Subtotal		010	6047		1,707,291,257.71			29,480,176.01		1,677,811,081.70
Employees' Payroll Allotment Account, United States Savings Bonds, United States Courts	No Year		010	6050	002	14,972.27	-----	-----	-----	-----	14,972.27
Withheld State and Local Taxes, United States Courts	No Year		010	6275	002	1,143,383.03	-----	-----	177,412.44	-----	965,970.59
Deposits for Expenses of the Fifth International Appellate Judge Conference, the Judiciary	No Year		010	6854	000	3,953.00	-----	-----	-----	-----	3,953.00
Fees and Other Collections, Clerks of United States Courts and Register of Wills for the District of Columbia, the Judiciary	No Year		010	6855	000	996,808,463.39	-----	-----	-161,781,379.70	-----	1,158,589,843.09
Accounts Payable, Check Issue Underdrafts, the Judiciary	No Year		010	6999	000	1,246.81	-----	-----	-----	-----	1,246.81
Total, Judicial Branch						2,705,263,276.21	-----	-----	-132,123,791.25	-----	2,837,387,067.46
<b>Department of Agriculture</b>											
Packer Bond Trustee Account, Packers and Stockyards Administration	No Year		012	6018	000	549.89	-----	-----	-----	-----	549.89
Assessments on Imports of Beef and Pork Products, Agricultural Marketing Service	No Year		012	6148	000	13,041,822.84	-----	-----	-356,558.78	-----	13,398,381.62
Surety Bonds, Perishable Agricultural Commodities, Agriculture	No Year		012	6171	000	124,134.70	-----	-----	-----	-----	124,134.70
Tribal Organizations Insurance Premium Contributions to FEHB, Executive Operations, Agriculture	No Year		012	6189	000	4,159,054.82	-----	-----	-47,305,450.91	-----	51,464,505.73
Withheld State and Local Taxes, Central Voucher Payment Center	No Year		012	6275	040	-1,605,300.81	-----	-----	-116,608,741.31	-----	115,003,440.50
Other Federal Payroll Withholding, Allotments, National Finance Center, Agriculture	No Year		012	6276	040	180,470,184.34	-----	-----	-378,670,091.50	-----	559,140,275.84
Direct Premium Remittance System, National Finance Center, Agriculture	No Year		012	6290	000	-70,742,174.28	-----	-----	-5,475,246.87	-----	<sup>4</sup> -65,266,927.41
Premiums for Federal Health Care High Risk Pool	No Year		012	6320	000	1,770.00	-----	-----	-----	-----	1,770.00
Cars Initiative, Administrative Billings and Collections (ABCO), National Finance Center, Agriculture	No Year		012	6322	000	22,169.07	-----	-----	10,888.31	-----	11,280.76
Advances Without Orders from Non-Federal Sources, Forest Service,	No Year		012	6500	011	267,054,081.79	-----	-----	7,961,789.97	-----	259,092,291.82

Footnotes at End of Chapter

## Deposit Funds

Appropriation or Fund Account	Account Symbol					Balances, Beginning of Fiscal Year	Appropriations and Other Obligational Authority <sup>1</sup>	Transfers Borrowings and Investment (Net) <sup>2</sup>	Outlays (Net)	Balances Withdrawn and Other Transactions <sup>3</sup>	Balances, End of Fiscal Year
Title	Period of Availability	ATA	AID	MAIN	SUB						
<b>Agriculture</b>											
Small Escrow Amounts, Office of the Inspector General	No Year		012	6501	009	38,592.61	-----	-----	-----	-----	38,592.61
Small Escrow Amounts, Natural Resources Conservation Service	No Year		012	6501	010	11,127.81	-----	-----	-----	-----	11,127.81
Small Escrow Amounts, Agriculture Research Service	No Year		012	6501	014	80,550.49	-----	-----	-----	-----	80,550.49
Small Escrow Amounts, Animal and Plant Health Inspection Service	No Year		012	6501	016	6,119,648.29	-----	-----	2,778,273.89	-----	3,341,374.40
Small Escrow Amounts, Agricultural Marketing Service	No Year		012	6501	025	4,704,292.38	-----	-----	-703,399.51	-----	5,407,691.89
Small Escrow Amounts, Foreign Agricultural Service	No Year		012	6501	029	4,791.32	-----	-----	-----	-----	4,791.32
Small Escrow Amounts, Food Nutrition Service	No Year		012	6501	035	19,354,847.92	-----	-----	6,017,111.70	-----	13,337,736.22
Small Escrow Amounts, Food Safety and Inspection Service	No Year		012	6501	037	353,425.19	-----	-----	-13,111.77	-----	366,536.96
Small Escrow Amounts, National Finance Center, Agriculture	No Year		012	6501	040	8,852,232.14	-----	-----	1,055,207,188.91	-----	<sup>4</sup> -1,046,354,956.77
			012	6501		39,519,508.15	-----	-----	1,063,286,063.22	-----	-1,023,766,555.07
						432,045,800.51	-----	-----	522,842,652.13	-----	-90,796,851.62
<b>Department of Commerce</b>											
NMFS Property Forfeitures and Seizures, National Oceanic and Atmospheric Administration, Commerce	No Year		013	6214	014	54,064.79	-----	-----	-70,969.21	-----	125,034.00
Other Federal Payroll Withholding, Allotments, NOAA, Department of Commerce	No Year		013	6276	014	4,708,027.84	-----	-----	-897.49	-----	4,708,925.33
Advances Without Orders from Non-Federal Sources, Bureau of the Census, Department of Commerce	No Year		013	6500	004	557,262.20	-----	-----	557,262.20	-----	-----
Small Escrow Amounts, Census	No Year		013	6501	004	2,910.21	-----	-----	-106,876.60	-----	109,786.81
Small Escrow Amounts, International Trade Administration	No Year		013	6501	012	18,937.20	-----	-----	-----	-----	18,937.20
Small Escrow Amounts, National Oceanic Atmospheric Administration, Commerce	No Year		013	6501	014	-47,109.32	-----	-----	102,452.00	-----	<sup>4</sup> -149,561.32
			013	6501		-25,261.91	-----	-----	-4,424.60	-----	-20,837.31
Patent Cooperation Treaty Deposits, US Patent and Trademark Office, Commerce	No Year		013	6538	000	16,125,191.64	-----	-----	579,146.85	-----	15,546,044.79
Special Studies, Services and Projects, International Trade Administration	No Year		013	6540	012	28,973,660.58	-----	-----	-1,547,283.76	-----	30,520,944.34
Special Studies, Services and Projects, Economic and Statistical	No Year		013	6540	015	163,708.83	-----	-----	-54,875.00	-----	218,583.83

Footnotes at End of Chapter

## Deposit Funds

Appropriation or Fund Account	Account Symbol					Balances, Beginning of Fiscal Year	Appropriations and Other Obligational Authority <sup>1</sup>	Transfers Borrowings and Investment (Net) <sup>2</sup>	Outlays (Net)	Balances Withdrawn and Other Transactions <sup>3</sup>	Balances, End of Fiscal Year
Title	Period of Availability	ATA	AID	MAIN	SUB						
Analysis	Subtotal		013	6540		29,137,369.41			-1,602,158.76		30,739,528.17
Inspection and Grading of Fishery Products, National Oceanic and Atmospheric Administration	No Year		013	6541	000	1,541,855.52	-----	-----	-80,481.78	-----	1,622,337.30
Customer Deposits, Patent and Trademark Office, Commerce	No Year		013	6542	000	128,258,039.79	-----	-----	-1,661,459.01	-----	129,919,498.80
Madrid Protocol Fees, U.S. Patent and Trademark Office	No Year		013	6554	000	1,001,174.48	-----	-----	130,386.13	-----	870,788.35
Total, Department of Commerce						181,357,723.76	-----	-----	-2,153,595.67	-----	183,511,319.43
<b>Department of Defense--Military Programs</b>											
<b>Department of the Army</b>											
Pay of the Army, Deposit Fund (T) <sup>6</sup>	No Year		021	6010	000	-12,713,303.15	-----	-----	-27,659,237.82	-----	14,945,934.67
Collection of Seized Iraqi Assets, Army	No Year		021	6095	000	883,013.93	-----	-----	-----	-----	883,013.93
Disbursement of Seized Iraqi Assets, Army	No Year		021	6098	000	9,209,542.55	-----	-----	-----	-----	9,209,542.55
Payment of Unclaimed Moneys, Army	No Year		021	6133	000	75,529.34	-----	-----	-78,052.33	-----	153,581.67
Thrift Savings Fund, Army	No Year		021	6229	000	196,084,658.56	-----	-----	14,468,908.89	-----	181,615,749.67
Withheld State and Local Taxes, Army	No Year		021	6275	000	46,355,183.66	-----	-----	-307,793.06	-----	46,662,976.72
Other Federal Payroll Withholding, Allotments, Army	No Year		021	6276	000	537,924,032.21	-----	-----	8,612,985.72	-----	529,311,046.49
Servicemen's Group Life Insurance Fund, Suspense, Army	No Year		021	6434	000	16,526,087.96	-----	-----	-906,504.06	-----	17,432,592.02
Advances Without Orders from Non-Federal Sources, Army	No Year		021	6500	000	14,042,936.57	-----	-----	-365,696.09	-----	14,408,632.66
Small Escrow Amounts, Army	No Year		021	6501	000	32,338,857.00	-----	-----	1,063,607.65	-----	31,275,249.35
Total, Department of the Army						840,726,538.63	-----	-----	-5,171,781.10	-----	845,898,319.73
<b>Department of the Navy</b>											
Proceeds of Sales of Lost, Abandoned, or Unclaimed Personal Property, Navy (T) <sup>6</sup>	No Year		017	6001	000	-----	-----	-----	-160.00	-----	160.00
Personal Funds of Deceased, Mentally Incompetent or Missing	No Year		017	6002	000	3,653.02	-----	-----	3,553.02	-----	100.00

Footnotes at End of Chapter

# Deposit Funds

Appropriation or Fund Account  Title	Account Symbol					Balances, Beginning of Fiscal Year	Appropriations and Other Obligational Authority <sup>1</sup>	Transfers Borrowings and Investment (Net) <sup>2</sup>	Outlays (Net)	Balances Withdrawn and Other Transactions <sup>3</sup>	Balances, End of Fiscal Year
	Period of Availability	ATA	AID	MAIN	SUB						
Personnel, Navy (T) <sup>6</sup>											
Pay of the Navy, Deposit Fund (T) <sup>6</sup>	No Year		017	6025	000	51,808,943.91	-----	-----	46,079,688.24	-----	5,729,255.67
Pay of Marine Corps, Deposit Fund (T) <sup>6</sup>	No Year		017	6026	000	617,241.26	-----	-----	-113,685.11	-----	730,926.37
Contributions, Military Dependent Care Flexible Spending Account, Navy	No Year		017	6115	000	-----	-----	-----	-576,936.41	-----	576,936.41
Payment of Unclaimed Moneys, Navy	No Year		017	6133	000	992,846.92	-----	-----	499,583.12	-----	493,263.80
Thrift Savings Fund, Navy	No Year		017	6228	000	181,762,237.12	-----	-----	8,781,488.29	-----	172,980,748.83
Withheld State and Local Taxes, Navy	No Year		017	6275	000	25,489,808.17	-----	-----	-3,706,890.59	-----	29,196,698.76
Other Federal Payroll Withholding, Allotments, Navy	No Year		017	6276	000	909,299.07	-----	-----	934,327.66	-----	<sup>4</sup> -25,028.59
Advances Without Orders from Non-Federal Sources, Navy	No Year		017	6500	000	17,089.00	-----	-----	5,032.85	-----	12,056.15
Small Escrow Amounts, Navy	No Year		017	6501	000	36,363,967.02	-----	-----	-25,216,547.69	-----	61,580,514.71
Foreign Cooperative Projects, Navy	No Year		017	6502	000	2,130,600,504.44	-----	-----	-607,280,325.08	-----	2,737,880,829.52
Civilian Employees Allotment Account, Navy	No Year		017	6705	000	36,777,794.41	-----	-----	-541,467.78	-----	37,319,262.19
Total, Department of the Navy						2,465,343,384.34	-----	-----	-581,132,339.48	-----	3,046,475,723.82
<b>Department of the Air Force</b>											
Proceeds of Sales of Lost, Abandoned, or Unclaimed Personal Property, Air Force (T) <sup>6</sup>	No Year		057	6001	000	1,458,008.26	-----	-----	-55,854.89	-----	1,513,863.15
Personal Funds of Deceased, Mentally Incompetent or Missing Personnel, Air Force (T) <sup>6</sup>	No Year		057	6002	000	74.88	-----	-----	-30.12	-----	105.00
Pay of the Air Force, Deposit Fund (T) <sup>6</sup>	No Year		057	6010	000	-9,503,458.09	-----	-----	-14,467,236.38	-----	4,963,778.29
Withheld Allotment of Compensation for Payment of Employee Organization Dues, Air Force	No Year		057	6075	000	90,376.36	-----	-----	-10,023.63	-----	100,399.99
Foreign Taxes Withheld, Air Force	No Year		057	6129	000	832,474.96	-----	-----	-515,741.81	-----	1,348,216.77
Employee and Employer Contributions, Foreign Government Social	No Year		057	6130	000	2,626,202.72	-----	-----	449,041.07	-----	2,177,161.65

Footnotes at End of Chapter



## Deposit Funds

Appropriation or Fund Account	Account Symbol					Balances, Beginning of Fiscal Year	Appropriations and Other Obligational Authority <sup>1</sup>	Transfers Borrowings and Investment (Net) <sup>2</sup>	Outlays (Net)	Balances Withdrawn and Other Transactions <sup>3</sup>	Balances, End of Fiscal Year
Title	Period of Availability	ATA	AID	MAIN	SUB						
Security and Related Programs, Air Force											
Employee and Employer Contributions, Private Insurance Plans, Air Force	No Year		057	6131	000	853,130.44	-----	-----	212,818.59	-----	640,311.85
Payment of Unclaimed Moneys, Air Force	No Year		057	6133	000	17,783,824.75	-----	-----	-2,186,380.58	-----	19,970,205.33
Amounts Withheld for Group Life Insurance, National Guard Members, Air Force	No Year		057	6136	000	199,857.49	-----	-----	-5,770.84	-----	205,628.33
Thrift Savings Fund, Air Force	No Year		057	6230	000	162,655,651.39	-----	-----	144,631,859.18	-----	18,023,792.21
Withheld State and Local Taxes, Air Force	No Year		057	6275	000	61,584,475.44	-----	-----	37,307,907.43	-----	24,276,568.01
Other Federal Payroll Withholding, Allotments, Air Force	No Year		057	6276	000	816,367,091.44	-----	-----	609,323,054.80	-----	207,044,036.64
Servicemen's Group Life Insurance Fund, Suspense, Air Force	No Year		057	6434	000	28,235,942.72	-----	-----	26,848,912.52	-----	1,387,030.20
Advances Without Orders from Non-Federal Sources, Air Force	No Year		057	6500	000	177.71	-----	-----	-----	-----	177.71
Small Escrow Amounts, Air Force	No Year		057	6501	000	-21,641.75	-----	-----	-41,647.89	-----	20,006.14
Total, Department of the Air Force						1,083,162,188.72	-----	-----	801,490,907.45	-----	281,671,281.27
<b>Defense Agencies</b>											
Employees' Payroll Allotment Account, United States Savings Bonds, Secretary of Defense	No Year		097	6050	000	106,200.00	-----	-----	-----	-----	106,200.00
Withheld Allotment of Compensation for Charitable Contributions, Office of the Secretary of Defense	No Year		097	6083	000	294.62	-----	-----	294.62	-----	-----
Amounts Withheld for Civilian Pay Allotments, Office of the Secretary of Defense	No Year		097	6134	000	2,023,639.74	-----	-----	249,560.32	-----	1,774,079.42
Thrift Savings Fund, Defense	No Year		097	6231	000	264,416,543.00	-----	-----	-24,343,133.63	-----	288,759,676.63
Withheld State and Local Taxes, Secretary of Defense	No Year		097	6275	000	347,385,076.77	-----	-----	57,965,773.69	-----	289,419,303.08
Other Federal Payroll Withholding, Allotments, Defense Agencies	No Year		097	6276	000	-203,405.93	-----	-----	-1,992,400.42	-----	1,788,994.49
Advances Without Orders from Non-Federal Sources, Defense Agencies	No Year		097	6500	000	3,471,346.28	-----	-----	2,269,257.31	-----	1,202,088.97
Small Escrow Amounts, Defense	No Year		097	6501	000	403,086,662.54	-----	-----	371,528,983.41	-----	31,557,679.13
Advances Without Orders From Non-Federal Sources, Defense	No Year		097	6503	000	231,087,286.79	-----	-----	140,656,250.04	-----	90,431,036.75

Footnotes at End of Chapter

## Deposit Funds

Appropriation or Fund Account	Account Symbol					Balances, Beginning of Fiscal Year	Appropriations and Other Obligational Authority <sup>1</sup>	Transfers Borrowings and Investment (Net) <sup>2</sup>	Outlays (Net)	Balances Withdrawn and Other Transactions <sup>3</sup>	Balances, End of Fiscal Year
Title	Period of Availability	ATA	AID	MAIN	SUB						
Escrow Amounts, Defense	No Year		097	6505	000	-----	-----	-----	-1,127,043.59	-----	1,127,043.59
Advances Without Orders From Non-Federal Sources, Cooperative Products and Services, Defense	No Year		097	6506	000	86,342,793.24	-----	-----	-3,239,524.67	-----	89,582,317.91
Contract Withholdings for Foreign Procurement Tax, Defense	No Year		097	6765	000	-.01	-----	-----	-.01	-----	-----
Total, Defense Agencies						1,337,716,437.04	-----	-----	541,968,017.07	-----	795,748,419.97
Total, Department of Defense--Military Programs						5,726,948,548.73	-----	-----	757,154,803.94	-----	4,969,793,744.79
<b>Department of Education</b>											
Pending Grantbacks, Education	No Year		091	6191	000	2,407,191.90	-----	-----	-----	-----	2,407,191.90
HEA Title IV Financial Guarantees Deposits, Education	No Year		091	6193	000	229,667,753.19	-----	-----	-63,443,970.23	-----	293,111,723.42
Advances Without Orders from Non-Federal Sources, Education	No Year		091	6500	000	677,702.51	-----	-----	-9,683.54	-----	687,386.05
Small Escrow Amounts, Education	No Year		091	6501	000	650,177.87	-----	-----	-647,847.18	-----	1,298,025.05
Total, Department of Education						233,402,825.47	-----	-----	-64,101,500.95	-----	297,504,326.42
<b>Department of Energy</b>											
Unclaimed Money Due Creditors of Contractors with the United States Under Cost-Plus-A-Fixed-Fee Contracts, Departmental Operations, Energy	No Year		089	6090	000	933,654.93	-----	-----	-----	-----	933,654.93
WAPA Passthrough Collections for Non-Federal Power, Energy	No Year		089	6194	000	6,932,208.71	-----	-----	-3,712,617.81	-----	10,644,826.52
Withheld State and Local Taxes, Energy	No Year		089	6275	000	5,272,970.72	-----	-----	-669,411.31	-----	5,942,382.03
Other Federal Payroll Withholding, Allotments, Energy	No Year		089	6276	000	275,651.96	-----	-----	10,595.40	-----	265,056.56
Fees Paid Under Protest (FERC), Energy	No Year		089	6430	000	16,197,388.68	-----	-----	13,606,686.00	-----	2,590,702.68
Advances Without Orders from Non-Federal Sources	No Year		089	6500	000	213,961,022.91	-----	-----	-55,722,712.35	-----	269,683,735.26
Small Escrow Amounts	No Year		089	6501	000	375,596.56	-----	-----	-1,949,697.62	-----	2,325,294.18
Total, Department of Energy						243,948,494.47	-----	-----	-48,437,157.69	-----	292,385,652.16
<b>Department of Health and Human Services</b>											

Footnotes at End of Chapter

## Deposit Funds

Appropriation or Fund Account	Account Symbol					Balances, Beginning of Fiscal Year	Appropriations and Other Obligational Authority <sup>1</sup>	Transfers Borrowings and Investment (Net) <sup>2</sup>	Outlays (Net)	Balances Withdrawn and Other Transactions <sup>3</sup>	Balances, End of Fiscal Year
Title	Period of Availability	ATA	AID	MAIN	SUB						
Personal Funds and Earnings of Patients, Public Health Service Hospitals, Health Resources and Services Administration	No Year		075	6087	000	3,227.18	-----	-----	-----	-----	3,227.18
Collections of Past-Due Support from Federal Tax Refunds, Administration for Children and Families	No Year		075	6234	000	10,631,389.56	-----	-----	3,833,192.34	-----	6,798,197.22
International Child Support Payments from States to be Sent to Foreign Authorities, Administration of Children and Families, Health and Human Services	No Year		075	6235	001	33,649.35	-----	-----	-34,060.45	-----	67,709.80
Civil Monetary Penalties Imposed on Nursing Facilities, Centers for Medicare and Medicaid Services, Health and Human Services	No Year		075	6240	000	27,619,390.49	-----	-----	2,377,977.83	-----	25,241,412.66
Withheld State and Local Taxes, Departmental Management	No Year		075	6275	001	65,041,346.11	-----	-----	19,110,997.96	-----	45,930,348.15
Other Federal Payroll Withholding, Allotments, Departmental Management	No Year		075	6276	001	13,634,604.63	-----	-----	-3,585,382.38	-----	17,219,987.01
Other Federal Payroll Withholding Allotments, National Institutes of Health, Health and Human Services	No Year		075	6276	008	1,432,341.28	-----	-----	-2,564.93	-----	1,434,906.21
Subtotal			075	6276		15,066,945.91	-----	-----	-3,587,947.31	-----	18,654,893.22
Payment to States from Receipts for Child Support, Administration for Children and Families	No Year		075	6288	000	381,861.34	-----	-----	-----	-----	381,861.34
Small Escrow Amounts, Health Care Financing Administration Total, Department of Health and Human Services	No Year		075	6501	005	308,463,968.17	-----	-----	-54,512,828.94	-----	362,976,797.11
						427,241,778.11	-----	-----	-32,812,668.57	-----	460,054,446.68
<b>Department of Homeland Security</b>											
Seized Currency, Treasury Forfeiture Fund, Treasury	No Year		020	6511	006	65,642,672.90	-----	689,423,000.00	613,510,809.29	-----	141,554,863.61
Unrealized Discount on Investments	No Year		020	6511	911	-9,717,218.93	-----	2,224,468.34	-----	-----	-7,492,750.59
Investments in US Treasury Securities	No Year		020	6511	971	2,370,695,218.93	-----	-691,647,468.34	-----	-----	1,679,047,750.59
Subtotal			020	6511		2,426,620,672.90	-----	-----	613,510,809.29	-----	1,813,109,863.61
Duties Collected for the Virgin Islands Government, United States Customs Service	No Year		070	6157	005	5,607,070.37	-----	-----	947,537.66	-----	4,659,532.71
Abandoned or Other Unclaimed Property	No Year		070	6199	000	56,368.19	-----	-----	-356,288.92	-----	412,657.11
General Deposits and Payments, Homeland Security	No Year		070	6200	000	74,677,742.06	-----	-----	12,633,170.89	-----	62,044,571.17

Footnotes at End of Chapter

## Deposit Funds

Appropriation or Fund Account	Account Symbol					Balances, Beginning of Fiscal Year	Appropriations and Other Obligational Authority <sup>1</sup>	Transfers Borrowings and Investment (Net) <sup>2</sup>	Outlays (Net)	Balances Withdrawn and Other Transactions <sup>3</sup>	Balances, End of Fiscal Year
Title	Period of Availability	ATA	AID	MAIN	SUB						
Pay of the United States Coast Guard, Deposit Fund	No Year		070	6270	000	148,948.00	-----	-----	87,398.00	-----	61,550.00
Other Federal Payroll Withholding Allotments (INS)	No Year		070	6276	001	8,012.14	-----	-----	-----	-----	8,012.14
Other Federal Payroll Withholding, Allotments (USCG)	No Year		070	6276	019	34,584.08	-----	-----	-----	-----	34,584.08
	Subtotal		070	6276		42,596.22					42,596.22
Advances Without Orders from Non-Federal Sources (USCS)	No Year		070	6500	005	1,985,755.93	-----	-----	-2,649,158.11	-----	4,634,914.04
Small Escrow Amounts, United States Secret Service, Homeland Security	No Year		070	6501	004	3,573,490.89	-----	-----	27,808.54	-----	3,545,682.35
Small Escrow Amounts (FLETC)	No Year		070	6501	012	1,905,651.16	-----	-----	140,198.31	-----	1,765,452.85
	Subtotal		070	6501		5,479,142.05			168,006.85		5,311,135.20
Seized Genuine Cash, U.S. Secret Service, Homeland Security	No Year		070	6511	004	8,286,978.60	-----	-----	796,229.85	-----	7,490,748.75
Customs Programs Escrow, USCS	No Year		070	6512	005	628,062,946.85	-----	-----	-207,876,612.39	-----	835,939,559.24
Deposits of Cash to Secure Immigration Bonds, INS	No Year		070	6697	000	1,643,654,818.33	-----	-----	170,155,789.01	-----	1,473,499,029.32
Undistributed Interest on U.S. Treasury Bonds or Notes Held as Collateral, INS	No Year		070	6698	000	43,982.47	-----	-----	-----	-----	43,982.47
Total, Department of Homeland Security						4,794,667,021.97	-----	-----	587,416,882.13	-----	4,207,250,139.84
<b>Department of Housing and Urban Development</b>											
Small Escrow Amounts, Federal Housing Administration, Housing and Urban Development	No Year		086	6501	001	-----	-----	-900,166.84	-900,166.84	-----	-----
Funds Held Outside the Treasury	No Year		086	6501	921	17,130,890.30	-----	900,166.84	-----	-----	18,031,057.14
	Subtotal		086	6501		17,130,890.30			-900,166.84		18,031,057.14
Contract Wage Underpayments, Davis-Bacon Act, Housing and Urban Development	No Year		086	6758	000	705,900.48	-----	-----	-384,727.48	-----	1,090,627.96
Funds Received from Excess Community Development Block Grant Program Income, Housing and Urban Development	No Year		086	6760	000	26,638,128.86	-----	-----	-7,406,105.54	-----	34,044,234.40
Total, Department of Housing and Urban Development						44,474,919.64	-----	-----	-8,690,999.86	-----	53,165,919.50
<b>Department of the Interior</b>											

Footnotes at End of Chapter

## Deposit Funds

Appropriation or Fund Account	Account Symbol					Balances, Beginning of Fiscal Year	Appropriations and Other Obligational Authority <sup>1</sup>	Transfers Borrowings and Investment (Net) <sup>2</sup>	Outlays (Net)	Balances Withdrawn and Other Transactions <sup>3</sup>	Balances, End of Fiscal Year
Title	Period of Availability	ATA	AID	MAIN	SUB						
Deposit of Revenues Received from Mineral Leases on Lands Withdrawn for Alaskan Native Selection, Office of Natural Resources Revenue, Interior	No Year		014	6029	000	63,651.94	-----	11,994,482.93	11,053,502.00	-----	1,004,632.87
Unrealized Discount on Investments	No Year		014	6029	911	-124,143.84	-----	-83,054.32	-----	-----	-207,198.16
Investments in US Treasury Securities	No Year		014	6029	971	65,566,494.25	-----	-11,911,428.61	-----	-----	53,655,065.64
Subtotal			014	6029		65,506,002.35			11,053,502.00		54,452,500.35
Individual Indian Money, Bureau of Indian Affairs	No Year		014	6039	000	52,958,326.33	-----	29,937,348.95	24,334,577.24	-----	7 58,561,098.04
Unrealized Discount on Investments	No Year		014	6039	911	-1,599,058.01	-----	-1,522,916.67	-----	-----	-3,121,974.68
Investments in US Treasury Securities	No Year		014	6039	971	135,004,720.80	-----	-28,414,432.28	-----	-----	106,590,288.52
Subtotal			014	6039		186,363,989.12			24,334,577.24		162,029,411.88
Non-Trust Deposits and Bids for Indian Lands and Natural Resources, Bureau of Indian Affairs	No Year		014	6053	000	10,151,464.03	-----	-----	218,403.04	-----	9,933,060.99
Deposits of Proceeds of Lands Withdrawn for Native Selection, Bureau of Indian Affairs	No Year		014	6140	000	.90	-----	-2,117,180.74	-2,117,179.84	-----	-----
Unrealized Discount on Investments	No Year		014	6140	911	-174,345.22	-----	-----	-----	-----	-174,345.22
Investments in US Treasury Securities	No Year		014	6140	971	8,756,736.82	-----	2,117,180.74	-----	-----	10,873,917.56
Subtotal			014	6140		8,582,392.50			-2,117,179.84		10,699,572.34
Withheld State and Local Taxes, Office of the Secretary	No Year		014	6275	001	24,867,903.52	-----	-----	-1,080,280.78	-----	25,948,184.30
Withheld State and Local Taxes, Office of Youth Programs	No Year		014	6275	029	-103,313.73	-----	-----	-----	-----	4 -103,313.73
Subtotal			014	6275		24,764,589.79			-1,080,280.78		25,844,870.57
Other Federal Payroll Withholding, Allotments, Office of the Secretary	No Year		014	6276	001	202,673,734.21	-----	-----	-8,669,205.59	-----	211,342,939.80
Miscellaneous Unearned Collections, Bureau of Land Management (T) <sup>6</sup>	No Year		014	6285	000	5,297,147.85	-----	-----	-11,909,162.40	-----	17,206,310.25
Advances Without Orders from Non-Federal Sources, Bureau of Reclamation	No Year		014	6500	006	5 119,357,709.92	-----	-----	7,554,950.25	-----	111,802,759.67
Advances Without Orders from Non-Federal Sources, U.S. Geological	No Year		014	6500	008	4,230,189.11	-----	-----	2,340,783.62	-----	1,889,405.49

Footnotes at End of Chapter

# Deposit Funds

Appropriation or Fund Account  Title	Account Symbol					Balances, Beginning of Fiscal Year	Appropriations and Other Obligational Authority <sup>1</sup>	Transfers Borrowings and Investment (Net) <sup>2</sup>	Outlays (Net)	Balances Withdrawn and Other Transactions <sup>3</sup>	Balances, End of Fiscal Year
	Period of Availability	ATA	AID	MAIN	SUB						
Survey											
Advances Without Orders from Non-Federal Sources, Bureau of Land Management	No Year		014	6500	011	97,095,205.92	-----	-----	-12,970,117.54	-----	110,065,323.46
Advances Without Orders from Non-Federal Sources, Fish and Wildlife Service	No Year		014	6500	016	32,090.49	-----	-----	-14,298.67	-----	46,389.16
Advances Without Orders from Non-Federal Sources, Bureau of Ocean Energy Management	No Year		014	6500	019	438,141,001.09	-----	-----	-2,997,557.04	-----	441,138,558.13
Subtotal			014	6500		658,856,196.53			-6,086,239.38		664,942,435.91
Small Escrow Amounts, National Park Service	No Year		014	6501	010	1,046,460.23	-----	-----	90,446.81	-----	956,013.42
Small Escrow Amounts, Fish and Wildlife Service, Interior	No Year		014	6501	016	2,302,462.86	-----	-----	-697,266.13	-----	2,999,728.99
Small Escrow Amounts, Office of Surface Mining	No Year		014	6501	018	168,618.60	-----	-----	-126,218.29	-----	294,836.89
Small Escrow Amount, Bureau of Indian Affairs	No Year		014	6501	020	3,500,915.02	-----	-----	-100,211.65	-----	3,601,126.67
Subtotal			014	6501		7,018,456.71			-833,249.26		7,851,705.97
Deposits, Outer Continental Shelf Lands Act, Bonus Bids, Office of Natural Resources Revenue, Interior	No Year		014	6705	000	2,245,019.69	-----	-----	-8,005,471.81	-----	10,250,491.50
Deposits, Alaska National Interest Lands Conservation Act, Bureau of Land Management	No Year		014	6801	000	432,199.89	-----	-----	-11,641.53	-----	443,841.42
Tribal Trust Accounts, Office the Special Trustee for American Indians	No Year		014	6803	000	7,337,221.25	-----	-81,284,323.86	-98,947,247.78	-----	725,000,145.17
Unrealized Discount on Investments	No Year		014	6803	911	-1,843,438.23	-----	-79,418,113.04	-----	-----	-81,261,551.27
Investments in US Treasury Securities	No Year		014	6803	971	-5,954,530,909.11	-----	160,702,436.90	-----	-----	-5,793,828,472.21
Subtotal			014	6803		-5,949,037,126.09			-98,947,247.78		-5,850,089,878.31
Suspense, Office of Youth Programs	No Year		014	6875	029	-28,996.17	-----	-----	-----	-----	<sup>4</sup> -28,996.17
Total, Department of the Interior						-4,777,174,929.59	-----	-----	-102,053,196.09	-----	-4,675,121,733.50
<b>Department of Justice</b>											
War Claims Fund, Foreign Claims Settlement Commission (T), Justice <sup>6</sup>	No Year		015	6078	000	184,014.96	-----	-----	-----	-----	184,014.96
Alien Property Fund, World War II (T) <sup>6</sup>	No Year		015	6084	000	351,748.18	-----	-----	-----	-----	351,748.18
Funds of Federal Prisoners (T), Justice <sup>6</sup>	No Year		015	6085	000	98,206,968.76	-----	-----	12,504,098.00	-----	85,702,870.76
Withheld State and Local Taxes, General Legal Activities	No Year		015	6275	001	800,822.75	-----	-----	-1,333,086.34	-----	2,133,909.09

Footnotes at End of Chapter

## Deposit Funds

Appropriation or Fund Account	Account Symbol					Balances, Beginning of Fiscal Year	Appropriations and Other Obligational Authority <sup>1</sup>	Transfers Borrowings and Investment (Net) <sup>2</sup>	Outlays (Net)	Balances Withdrawn and Other Transactions <sup>3</sup>	Balances, End of Fiscal Year
Title	Period of Availability	ATA	AID	MAIN	SUB						
Withheld State and Local Taxes, Federal Prison System	No Year		015	6275	010	326.21	-----	-----	326.21	-----	-----
Withheld State and Local Taxes, Drug Enforcement Administration	No Year		015	6275	011	1,501,110.95	-----	-----	1,501,110.95	-----	-----
Subtotal			015	6275		2,302,259.91			168,350.82		2,133,909.09
Other Federal Payroll Withholding, Allotments, General Legal Activities	No Year		015	6276	001	1,456,878.46	-----	-----	-44,232.49	-----	1,501,110.95
Small Escrow Amounts, Drug Enforcement Administration	No Year		015	6501	011	255.19	-----	-----	218.71	-----	36.48
Small Escrow Amounts, United States Marshals Service	No Year		015	6501	018	79,604.60	-----	-----	-84,708.27	-----	164,312.87
Subtotal			015	6501		79,859.79			-84,489.56		164,349.35
Seized Assets Fund, Justice	No Year		015	6874	000	<sup>5</sup> 3,086,177,468.54	-----	-1.00	-133,343,792.89	-----	3,219,521,260.43
Unrealized Discount on Investments	No Year		015	6874	911	-70,683,178.07	-----	4,537,467.42	-----	-----	-66,145,710.65
Investments in US Treasury Securities	No Year		015	6874	971	1,650,683,178.07	-----	-4,537,466.42	-----	-----	1,646,145,711.65
Subtotal			015	6874		4,666,177,468.54			-133,343,792.89		4,799,521,261.43
Fees and Other Collections, United States Marshals Service	No Year		015	6876	018	8,618,928.41	-----	-----	2,556,125.43	-----	6,062,802.98
Total, Department of Justice						4,777,378,127.01	-----	-----	-118,243,940.69	-----	4,895,622,067.70
<b>Department of Labor</b>											
Wages of Employees of Contractors, Wage and Hour Division, Labor	No Year		016	6022	000	5,207,110.21	-----	-----	-----	-----	5,207,110.21
Small Escrow Amounts, Employment and Training Administration, Labor	No Year		016	6501	003	692,336.13	-----	-----	692,336.13	-----	-----
Small Escrow Amounts, Office of the Assistant Secretary, Labor	No Year		016	6501	014	4,739.29	-----	-----	4,739.29	-----	-----
Subtotal			016	6501		697,075.42			697,075.42		-0-
Wage and Hour and Public Contracts Restitution Fund, Labor	No Year		016	6507	000	211,803,412.33	-----	-----	13,576,821.81	-----	198,226,590.52
Back Wage Restitution Fund, Employment Standards Administration	No Year		016	6508	000	6,932,695.49	-----	-----	1,246,166.91	-----	5,686,528.58
Total, Department of Labor						224,640,293.45	-----	-----	15,520,064.14	-----	209,120,229.31
<b>Department of State</b>											
Deposit of Severance Reserves, State	No Year		019	6036	000	2,003,161.11	-----	-----	-----	-----	2,003,161.11
Deposit Fund, United Nations Compensation Commission Claims,	No Year		019	6037	000	1,284,205.85	-----	-----	-----	-----	1,284,205.85

Footnotes at End of Chapter

# Deposit Funds

Appropriation or Fund Account	Account Symbol					Balances, Beginning of Fiscal Year	Appropriations and Other Obligational Authority <sup>1</sup>	Transfers Borrowings and Investment (Net) <sup>2</sup>	Outlays (Net)	Balances Withdrawn and Other Transactions <sup>3</sup>	Balances, End of Fiscal Year
Title	Period of Availability	ATA	AID	MAIN	SUB						
State											
Resolution of Iraqi Claims, State	No Year		019	6038	000	50,000.00	-----	-----	-----	-----	50,000.00
Employees' Payroll Allotment Account, United States Savings Bonds, State	No Year		019	6050	000	691,605.70	-----	-----	-----	-----	691,605.70
Proceeds from Estates of American Citizens Who Die Abroad, State	No Year		019	6066	000	66,615.40	-----	-----	-48,499.01	-----	115,114.41
Employee and Employer Contributions, Foreign Government Social Security and Related Programs, State	No Year		019	6130	000	46,854,836.11	-----	-----	-12,229,607.17	-----	59,084,443.28
Payment of Unclaimed Moneys, State (T) <sup>6</sup>	No Year		019	6133	000	1,333,030.26	-----	-----	511.00	-----	1,332,519.26
Bosnia Federation Defense Fund -- Saudi Arabia, United Arab Emirates, Kuwait, Et Al, State	No Year		019	6166	000	3,077,622.25	-----	-----	-----	-----	3,077,622.25
Bosnia Federation - General Contract Account, State	No Year		019	6166	008	-2,556,602.82	-----	-----	-----	-----	<sup>4</sup> -2,556,602.82
Funds of Bosnia Federation for Training and Equipment, State	No Year		019	6166	009	-477,912.64	-----	-----	-----	-----	<sup>4</sup> -477,912.64
Subtotal			019	6166		43,106.79	-----	-----	-----	-----	43,106.79
Republic of Sudan Claims Settlement Fund, State	No Year		019	6223	000	899,460.43	-----	-----	-----	-----	899,460.43
Settlement of Claims Against Libya, State	No Year		019	6224	000	4,603.95	-----	-----	-----	-----	4,603.95
Saudi Arabian Critical Infrastructure Protection Fund, State	No Year		019	6225	000	8,789,409.72	-----	-----	-9,750,270.54	-----	18,539,680.26
France Holocaust Deportation Claims Settlement Fund, State	No Year		019	6226	000	1,276,755.95	-----	-----	-----	-----	1,276,755.95
Belgium Pension Claims Settlement Fund, State	No Year		019	6227	000	179,539.07	-----	-----	-----	-----	179,539.07
Other Federal Payroll Withholding, Allotments, State	No Year		019	6276	000	3,238,415.59	-----	-----	782,070.70	-----	2,456,344.89
General Deposits, State	No Year		019	6755	000	30,548,814.99	-----	-----	838,782.00	-----	29,710,032.99
Unearned Passport and Application Fees, State (T) <sup>6</sup>	No Year		019	6807	000	5,559.32	-----	-----	-----	-----	5,559.32
Suspense Deposits Abroad, State	No Year		019	6809	000	24,643,559.60	-----	-----	2,499,254.65	-----	22,144,304.95
Accounts Payable, Check Issue Underdrafts, State	No Year		019	6999	000	.90	-----	-----	-----	-----	.90
Total, Department of State						121,912,680.74	-----	-----	-17,907,758.37	-----	139,820,439.11
<b>Department of Transportation</b>											
Unrealized Discount on Investments	No Year		069	6012	911	-6,461.20	-----	-----	-----	-----	-6,461.20

Footnotes at End of Chapter



## Deposit Funds

Appropriation or Fund Account  Title	Account Symbol					Balances, Beginning of Fiscal Year	Appropriations and Other Obligational Authority <sup>1</sup>	Transfers Borrowings and Investment (Net) <sup>2</sup>	Outlays (Net)	Balances Withdrawn and Other Transactions <sup>3</sup>	Balances, End of Fiscal Year
	Period of Availability	ATA	AID	MAIN	SUB						
Investments in US Treasury Securities	No Year		069	6012	971	356,000.00	-----	-----	-----	-----	356,000.00
Subtotal			069	6012		349,538.80					349,538.80
Maritime Guaranteed Loan Escrow Fund, Maritime Administration, Transportation	No Year		069	6040	000	1,088,840.32	-----	-781,456.64	-991,642.82	-----	1,299,026.50
Unrealized Discount on Investments	No Year		069	6040	911	-2,407.25	-----	-1,365.04	-----	-----	-3,772.29
Investments in US Treasury Securities	No Year		069	6040	971	86,620.25	-----	782,821.68	-----	-----	869,441.93
Subtotal			069	6040		1,173,053.32			-991,642.82		2,164,696.14
Other Federal Payroll Withholding, Allotments, Office of the Secretary	No Year		069	6276	001	-2,226,774.69	-----	-----	-1,309,132.49	-----	<sup>4</sup> -917,642.20
Other Federal Payroll Withholding, Allotments, Federal Highway Administration	No Year		069	6276	005	1,651,824.10	-----	-----	551,752.00	-----	1,100,072.10
Other Federal Payroll Withholding, Allotments, National Highway Traffic Safety Administration	No Year		069	6276	006	36,499.92	-----	-----	21,411.14	-----	15,088.78
Other Federal Payroll Withholding, Allotments, Federal Railroad Administration	No Year		069	6276	007	81,223.50	-----	-----	-32,094.09	-----	113,317.59
Other Federal Payroll Withholding, Allotments, Transportation Systems Center	No Year		069	6276	009	636.79	-----	-----	598.00	-----	38.79
Other Federal Payroll Withholding, Allotments, Federal Transit Administration	No Year		069	6276	011	15,396.50	-----	-----	1,161.28	-----	14,235.22
Other Federal Payroll Withholding, Allotments, Federal Aviation Administration	No Year		069	6276	013	-404,024.34	-----	-----	-59,171.72	-----	<sup>4</sup> -344,852.62
Other Federal Payroll Withholding, Allotments, Pipeline and Hazardous Materials Safety Administration, Transportation	No Year		069	6276	014	799.67	-----	-----	-587.95	-----	1,387.62
Other Federal Payroll Withholding, Allotments Maritime Administration	No Year		069	6276	017	17,938.45	-----	-----	3,555.66	-----	14,382.79
Other Federal Payroll Withholdings, Allotments, Federal Motor Carrier Safety Administration	No Year		069	6276	026	258,823.70	-----	-----	946.03	-----	257,877.67
Other Federal Payroll Withholding, Allotments, Transportation Security Administration	No Year		069	6276	030	37,080.57	-----	-----	37,080.57	-----	-----
Subtotal			069	6276		-530,575.83			-784,481.57		253,905.74
Advances Without Orders from Non-Federal Sources, Federal Aviation Administration, Transportation	No Year		069	6500	013	85,134.43	-----	-----	-55,727.64	-----	140,862.07
Unearned Copying Fees, Federal Aviation Administration (T),	No Year		069	6551	000	901,111.78	-----	-----	-----	-----	901,111.78

Footnotes at End of Chapter

### Deposit Funds

Appropriation or Fund Account	Account Symbol					Balances, Beginning of Fiscal Year	Appropriations and Other Obligational Authority <sup>1</sup>	Transfers Borrowings and Investment (Net) <sup>2</sup>	Outlays (Net)	Balances Withdrawn and Other Transactions <sup>3</sup>	Balances, End of Fiscal Year
Title	Period of Availability	ATA	AID	MAIN	SUB						
Transportation <sup>6</sup>											
Proceeds from Sale of Surplus Property, Federal Aviation Administration, Transportation	No Year		069	6887	000	52,548.64	-----	-----	-----	-----	52,548.64
Total, Department of Transportation						2,030,811.14	-----	-----	-1,831,852.03	-----	3,862,663.17
<b>Department of the Treasury</b>											
Proceeds and Payment of Certain Unpaid Checks, Treasury	No Year		020	6045	000	18,256,276.38	-----	-----	-243,076.15	-----	18,499,352.53
Proceeds of Withheld Foreign Checks, Treasury	No Year		020	6048	000	1,459.85	-----	-----	-----	-----	1,459.85
Debt Management Operations, Treasury	No Year		020	6092	000	2,197,566.39	-----	-----	-1,317,866.39	-----	3,515,432.78
Payment of Unclaimed Moneys, Treasury	No Year		020	6133	000	1,028,601,004.88	-----	-----	-237,136,995.38	-----	1,265,738,000.26
Proceeds and Payments of Enrollee's Share of the Health Coverage Tax Credit, Internal Revenue Service, Treasury	No Year		020	6163	000	1,132.94	-----	-----	-.03	-----	1,132.97
Applied Deposits for Program Support Fiscal Service, Treasury	No Year		020	6172	000	11,035,732.07	-----	-----	11,035,732.07	-----	-----
Collections, Regional Support Activities, Deposit Fund, Treasury	No Year		020	6173	000	45,413,336.96	-----	-----	-87,829,251.79	-----	133,242,588.75
Proceeds and Collections, Regional Deposit Fund Account, Treasury	No Year		020	6177	000	4,908,847.47	-----	-----	-279,278.48	-----	<sup>7</sup> 5,188,125.95
Fiscal Service Support, General Deposits, Treasury	No Year		020	6179	000	1,787,375,271.26	-----	-----	-170,858,553.01	-----	<sup>7</sup> 1,958,233,824.27
Treasury Control System Reversals	No Year		020	6182	000	678,519.31	-----	-----	-5,279,292.39	-----	5,957,811.70
Financial Services, Unknown Deposits and Refunds, Treasury	No Year		020	6186	000	10,131,046.31	-----	-----	-16,817,965.63	-----	<sup>7</sup> 26,949,011.94
General Deposits, Administrative Management Division, Bureau of the Fiscal Service, Treasury	No Year		020	6187	000	4,430,235,959.83	-----	-----	-1,857,240,043.43	-----	<sup>7</sup> 6,287,476,003.26
Kennedy Center Revenue Bond Sinking Fund, Treasury	No Year		020	6311	000	-----	-----	19,997,346.15	19,997,346.15	-----	-----
Unrealized Discount on Investments	No Year		020	6311	911	-16,023.03	-----	16,023.03	-----	-----	-----
Investments in US Treasury Securities	No Year		020	6311	971	20,013,369.18	-----	-20,013,369.18	-----	-----	-----
Subtotal			020	6311		19,997,346.15	-----	-----	19,997,346.15	-----	-0-
Belize Escrow, Debt Reduction, Treasury	No Year		020	6317	001	-----	-----	-51,328.04	-51,328.04	-----	-----
Unrealized Discount on Investments	No Year		020	6317	911	-25,060.75	-----	-1,753.37	-----	-----	-26,814.12
Investments in US Treasury Securities	No Year		020	6317	971	975,801.63	-----	53,081.41	-----	-----	1,028,883.04

Footnotes at End of Chapter

## Deposit Funds

Appropriation or Fund Account	Account Symbol					Balances, Beginning of Fiscal Year	Appropriations and Other Obligational Authority <sup>1</sup>	Transfers Borrowings and Investment (Net) <sup>2</sup>	Outlays (Net)	Balances Withdrawn and Other Transactions <sup>3</sup>	Balances, End of Fiscal Year
Title	Period of Availability	ATA	AID	MAIN	SUB						
	Subtotal		020	6317		950,740.88			-51,328.04		1,002,068.92
General Refunds and Collections Applied, Treasury	No Year		020	6321	000	43,563,692.56	-----	-----	-5,991,751.58	-----	749,555,444.14
Payment Services Division, Bureau of the Fiscal Service, Treasury	No Year		020	6352	000	739,675,697.52	-----	-----	305,192,542.12	-----	7434,483,155.40
Miscellaneous Collections, Management Activities, Deposit Fund, Treasury	No Year		020	6388	000	648,110,718.84	-----	-----	-94,156,072.37	-----	7742,266,791.21
Advances Without Orders from Non-Federal Sources, Internal Revenue Service	No Year		020	6500	009	1,102,861.38	-----	-----	567,260.51	-----	535,600.87
Advances Without Orders from Non-Federal Sources, Bureau of the Mint, Treasury	No Year		020	6500	016	30,453.67	-----	-----	-----	-----	30,453.67
	Subtotal		020	6500		1,133,315.05			567,260.51		566,054.54
Escrow Amounts, Bureau of the Fiscal Service, Treasury	No Year		020	6501	018	-138,004.39	-----	-----	-190,292.49	-----	52,288.10
Mutilated Currency Claims Fund, Bureau of Engraving and Printing, Treasury	No Year		020	6513	013	24,208,770.50	-----	-----	3,952,114.00	-----	20,256,656.50
General Deposits, Bureau of the Fiscal Service, Treasury	No Year		020	6549	000	490,867,978.45	-----	-----	64,991,512.97	-----	7425,876,465.48
Funds Held Outside the Treasury	No Year		020	6549	921	-3,392,152.62	-----	-----	-----	-----	-3,392,152.62
	Subtotal		020	6549		487,475,825.83			64,991,512.97		422,484,312.86
Proceeds for Unfunding Certain Foreign Exchange Accounts, Treasury	No Year		020	6701	000	4,828,498.00	-----	-----	240,632.00	-----	4,587,866.00
Small Difference Account for Deposit and Check Adjustments, Bureau of the Fiscal Service, Treasury	No Year		020	6720	000	686,740.90	-----	-----	11.59	-----	686,729.31
Offsetting Collections and Applied Refunds, Treasury	No Year		020	6722	000	4,346,976.76	-----	-----	-1,723,213.56	-----	76,070,190.32
Internal Revenue Collections for Northern Mariana Islands, Treasury	No Year		020	6737	000	557,332.17	-----	-----	18,386.70	-----	538,945.47
Coverover Withholdings - U.S. Virgin Islands, Treasury	No Year		020	6738	000	44,656,932.79	-----	-----	-11,794,539.66	-----	56,451,472.45
Coverover Withholdings - Guam, Treasury	No Year		020	6740	000	-----	-----	-----	-768,751.00	-----	768,751.00
Coverover Withholdings - American Samoa, Treasury	No Year		020	6741	000	1,807,595.00	-----	-----	880,047.69	-----	927,547.31
Public Debt - Accounts Payable, Accounts Receivable and Misc.	No Year		020	6822	051	16,562,529.57	-----	-----	11,698,137.18	-----	4,864,392.39

Footnotes at End of Chapter

## Deposit Funds

Appropriation or Fund Account  Title	Account Symbol					Balances, Beginning of Fiscal Year	Appropriations and Other Obligational Authority <sup>1</sup>	Transfers Borrowings and Investment (Net) <sup>2</sup>	Outlays (Net)	Balances Withdrawn and Other Transactions <sup>3</sup>	Balances, End of Fiscal Year
	Period of Availability	ATA	AID	MAIN	SUB						
Transactions, Treasury											
Proceeds and Refunds Financial Services Division, Treasury	No Year		020	6828	000	69,385,504.88	-----	-----	-16,952,298.43	-----	786,337,803.31
Unapplied Collections, Internal Revenue Service, Treasury	No Year		020	6879	009	31,231,325.96	-----	-----	859,792.13	-----	30,371,533.83
Unapplied Collections, Bureau of Alcohol, Tobacco, and Firearms, Treasury	No Year		020	6879	010	28,799,690.41	-----	-----	-4,934,486.91	-----	33,734,177.32
Subtotal			020	6879		60,031,016.37			-4,074,694.78		64,105,711.15
Accounts Payable, Check Issue Underdrafts, Treasury	No Year		020	6999	000	54,970.64	-----	-----	-----	-----	54,970.64
Total, Department of the Treasury						9,506,732,353.67	-----	-----	-2,094,131,541.61	-----	11,600,863,895.28
<b>Department of Veterans Affairs</b>											
Personal Funds of Patients, Veterans Affairs	No Year		036	6020	000	15,452,998.60	-----	-----	763,693.07	-----	14,689,305.53
Withheld State and Local Taxes, Veterans Administration	No Year		036	6275	000	194,167,516.48	-----	-----	53,661,594.65	-----	140,505,921.83
Other Federal Payroll Withholding, Allotments, Veterans Affairs	No Year		036	6276	000	216,973,311.70	-----	-----	-24,418,194.67	-----	241,391,506.37
All Other Payroll Withholdings, Veterans Affairs	No Year		036	6278	000	49,030,620.05	-----	-----	-2,341,881.31	-----	51,372,501.36
Deductions from Veterans Benefits Payments, Veterans Affairs	No Year		036	6279	000	103,283,249.33	-----	-----	-25,097,684.34	-----	128,380,933.67
Small Escrow Amounts, Veterans Affairs	No Year		036	6501	000	323,082.49	-----	-----	258,460.69	-----	64,621.80
Escrow Amounts, Departmental Administration, Veterans Affairs	No Year		036	6505	000	1,650,864.05	-----	-----	-1,181,130.86	-----	2,831,994.91
Total, Department of Veterans Affairs						580,881,642.70	-----	-----	1,644,857.23	-----	579,236,785.47
<b>Corps of Engineers</b>											
Advances Without Orders from Non-Federal Sources, Corps of Engineers	No Year		096	6500	000	19,803,530.97	-----	-----	-3,125,124.25	-----	22,928,655.22
Small Escrow Amounts, Corps of Engineers	No Year		096	6501	000	7,490,992.73	-----	-----	-185,859.72	-----	7,676,852.45
Total, Corps of Engineers						27,294,523.70	-----	-----	-3,310,983.97	-----	30,605,507.67
<b>Environmental Protection Agency</b>											
Employees' Payroll Allotment Account, United States Savings	No Year		068	6050	000	271,040.90	-----	-----	-----	-----	271,040.90

Footnotes at End of Chapter

## Deposit Funds

Appropriation or Fund Account	Account Symbol					Balances, Beginning of Fiscal Year	Appropriations and Other Obligational Authority <sup>1</sup>	Transfers Borrowings and Investment (Net) <sup>2</sup>	Outlays (Net)	Balances Withdrawn and Other Transactions <sup>3</sup>	Balances, End of Fiscal Year
Title	Period of Availability	ATA	AID	MAIN	SUB						
Bonds, Environmental Protection Agency											
Fees for Ocean Dumping, Environmental Protection Agency	No Year		068	6264	000	256,179.22	-----	-----	-----	-----	256,179.22
Nonconformance Penalties, Environmental Protection Agency	No Year		068	6265	000	87,946.10	-----	-----	-----	-----	87,946.10
Clean Air Allowance Auction and Sale, Environmental Protection Agency	No Year		068	6266	000	6,485.25	-----	-----	-677.30	-----	7,162.55
Withheld State and Local Taxes, Environmental Protection Agency	No Year		068	6275	000	3,200,791.49	-----	-----	-----	-----	3,200,791.49
Advances Without Orders from Non-Federal Sources, Environmental Protection Agency	No Year		068	6500	000	11,696.56	-----	-----	-----	-----	11,696.56
Total, Environmental Protection Agency						3,834,139.52	-----	-----	-677.30	-----	3,834,816.82
<b>Executive Office of the President</b>											
Withheld State and Local Taxes, White House Office	No Year		011	6275	001	1,987,427.36	-----	-----	517,669.92	-----	1,469,757.44
Total, Executive Office of the President						1,987,427.36	-----	-----	517,669.92	-----	1,469,757.44
<b>General Services Administration</b>											
Withheld State and Local Taxes, General Services Administration	No Year		047	6275	000	28,550,630.73	-----	-----	-2,773,950.35	-----	31,324,581.08
Advances Without Orders from Non-Federal Sources, General Services Administration	No Year		047	6500	000	578,738.34	-----	-----	-144,100.56	-----	722,838.90
Small Escrow Amounts, General Services Administration	No Year		047	6501	000	1,288,474.28	-----	-----	-140,766.29	-----	1,429,240.57
Proceeds from Sale of Surplus Property, General Services Administration	No Year		047	6887	000	22,121,989.62	-----	-----	11,442,202.94	-----	10,679,786.68
Total, General Services Administration						52,539,832.97	-----	-----	8,383,385.74	-----	44,156,447.23
<b>International Assistance Programs</b>											
<b>International Security Assistance</b>											
Security Assistance and International Programs, Deposit Account Agency for International Development	No Year		011	6147	000	19,697,876.08	-----	-----	-2,673,931.37	-----	22,371,807.45
Advances Without Orders from Non-Federal Sources, Agency for	No Year		072	6500	000	132,879.41	-----	-----	-----	-----	132,879.41

Footnotes at End of Chapter

# Deposit Funds

Appropriation or Fund Account	Account Symbol					Balances, Beginning of Fiscal Year	Appropriations and Other Obligational Authority <sup>1</sup>	Transfers Borrowings and Investment (Net) <sup>2</sup>	Outlays (Net)	Balances Withdrawn and Other Transactions <sup>3</sup>	Balances, End of Fiscal Year
Title	Period of Availability	ATA	AID	MAIN	SUB						
<b>International Development</b>											
Suspense, Deposits Abroad, Agency for International Development	No Year		072	6809	000	-27,956,398.19	-----	-----	9,490,514.09	-----	<sup>4</sup> -37,446,912.28
Suspense, Agency for International Development	No Year		072	6875	000	2,528,402.47	-----	-----	-----	-----	2,528,402.47
Total, Agency for International Development						-25,295,116.31	-----	-----	9,490,514.09	-----	-34,785,630.40
<b>Peace Corps</b>											
Readjustment Allowances, Peace Corps	No Year		011	6016	000	5,591,989.69	-----	-----	-7,056,641.48	-----	12,648,631.17
Total, International Assistance Programs						-5,250.54	-----	-----	-240,058.76	-----	234,808.22
<b>National Aeronautics and Space Administration</b>											
Advances Without Orders from Non-Federal Sources, National Aeronautics Space	No Year		080	6500	000	29,475,074.34	-----	-----	4,731,561.43	-----	24,743,512.91
Total, National Aeronautics and Space Administration						29,475,074.34	-----	-----	4,731,561.43	-----	24,743,512.91
<b>National Science Foundation</b>											
Foreign Contributions to Specified Projects, National Science Foundation	No Year		049	6114	000	70,744,438.57	-----	-----	30,428,410.24	-----	40,316,028.33
Total, National Science Foundation						70,744,438.57	-----	-----	30,428,410.24	-----	40,316,028.33
<b>Small Business Administration</b>											
Disbursement of Settlement, Small Business Administration	No Year		073	6260	000	<sup>5</sup> 2,343,750.00	-----	-----	2,343,750.00	-----	-----
Total, Small Business Administration						2,343,750.00	-----	-----	2,343,750.00	-----	-----
<b>Social Security Administration</b>											
Proceeds of Supplemental Security Income Checks Unnegotiated for 180 Days/Six Months, Pending Distribution	No Year		028	6239	000	16,868,989.03	-----	-----	-25,961.43	-----	16,894,950.46
State Supplemental Security Income Payments, Social Security Administration	No Year		028	6504	000	1,262,980.47	-----	-----	-20,134,666.36	-----	21,397,646.83
Payments for Information Furnished by the Department of Health	No Year		028	6724	000	1,255,156.36	-----	-----	-----	-----	1,255,156.36

Footnotes at End of Chapter

## Deposit Funds

Appropriation or Fund Account	Account Symbol					Balances, Beginning of Fiscal Year	Appropriations and Other Obligational Authority <sup>1</sup>	Transfers Borrowings and Investment (Net) <sup>2</sup>	Outlays (Net)	Balances Withdrawn and Other Transactions <sup>3</sup>	Balances, End of Fiscal Year
Title	Period of Availability	ATA	AID	MAIN	SUB						
and Human Services, Social Security Administration Total, Social Security Administration						19,387,125.86	-----	-----	-20,160,627.79	-----	39,547,753.65
<b>Independent Agencies</b>											
<b>United States Agency for Global Media</b>											
Withheld State and Local Taxes, United States Agency for Global Media	No Year		514	6275	068	806,559.68	-----	-----	393,299.04	-----	413,260.64
Other Federal Payroll Withholding, Allotments, United States Agency for Global Media	No Year		514	6276	068	3,399,825.05	-----	-----	-18,030.48	-----	3,417,855.53
Total, United States Agency for Global Media						4,206,384.73	-----	-----	375,268.56	-----	3,831,116.17
<b>Bureau of Consumer Financial Protection</b>											
Legal or Equitable Relief, Bureau of Consumer Financial Protection	No Year		581	6027	000	21,476,475.35	-----	-----	-137,977,324.58	-----	159,453,799.93
<b>Central Intelligence Agency</b>											
Interagency Transfers and Payments, Central Intelligence Agency	No Year		056	6142	000	287,947,510.61	-----	-----	72,635,233.84	-----	7215,312,276.77
Gifts, Central Intelligence Agency	No Year		056	6146	000	29,043.48	-----	-----	-----	-----	729,043.48
Total, Central Intelligence Agency						287,976,554.09	-----	-----	72,635,233.84	-----	215,341,320.25
<b>Commodity Futures Trading Commission</b>											
Fees and Other Charges, Commodity Futures Trading Commission	No Year		339	6729	000	205,142.80	-----	-----	-151,319,920.91	-----	151,525,063.71
<b>Corporation for National and Community Service</b>											
Stipends, Corporation for National and Community Service	No Year		485	6201	000	1,920,407.41	-----	-----	709,095.47	-----	1,211,311.94
Other Federal Payroll Withholding Allotments, Corporation for National and Community Service	No Year		485	6276	055	301,947.70	-----	-----	-139.92	-----	302,087.62
Total, Corporation for National and Community Service						2,222,355.11	-----	-----	708,955.55	-----	1,513,399.56
<b>Denali Commission</b>											
Small Escrow Amounts, Denali Commission	No Year		513	6501	067	224,884.91	-----	-----	38,810.03	-----	186,074.88

Footnotes at End of Chapter

# Deposit Funds

Appropriation or Fund Account	Account Symbol					Balances, Beginning of Fiscal Year	Appropriations and Other Obligational Authority <sup>1</sup>	Transfers Borrowings and Investment (Net) <sup>2</sup>	Outlays (Net)	Balances Withdrawn and Other Transactions <sup>3</sup>	Balances, End of Fiscal Year
Title	Period of Availability	ATA	AID	MAIN	SUB						
<b>District of Columbia</b>											
Revenues and Outlays, Treasurer, District of Columbia	No Year		254	6595	001	-239.35	-----	-----	-----	-----	<sup>4</sup> -239.35
Revenues and Outlays, Unemployment Compensation Board, District of Columbia	No Year		254	6595	002	4,763,809.63	-----	-----	-----	-----	4,763,809.63
	Subtotal		254	6595		4,763,570.28					4,763,570.28
Total, District of Columbia						4,763,570.28	-----	-----	-----	-----	4,763,570.28
<b>Equal Employment Opportunity Commission</b>											
Advances Without Orders from Non-Federal Sources, Equal Employment Opportunity Commission	No Year		045	6500	000	1,930.50	-----	-----	-----	-----	1,930.50
Small Escrow Amounts, Equal Employment Opportunity	No Year		045	6501	000	44,843.19	-----	-----	-1,565.05	-----	46,408.24
Total, Equal Employment Opportunity Commission						46,773.69	-----	-----	-1,565.05	-----	48,338.74
<b>Federal Communications Commission</b>											
Fees, Suspense, Federal Communications Commission	No Year		027	6725	000	3,421,293,120.19	-----	-----	137,344,213.59	-----	3,283,948,906.60
<b>Federal Election Commission</b>											
Employees' Payroll Allotment Account, United States Savings Bonds, Federal Election Commission	No Year		360	6050	016	-132.45	-----	-----	-----	-----	<sup>4</sup> -132.45
<b>Federal Retirement Thrift Investment Board</b>											
Thrift Savings Fund, Federal Retirement Thrift Investment Board	No Year		026	6153	000	-1,384,117,968.48	-----	-6,624,990,218.97	-6,482,740,154.74	-----	<sup>74</sup> -1,526,368,032.71
Investments in US Treasury Securities	No Year		026	6153	971	293,382,968,536.73	-----	6,624,990,218.97	-----	-----	300,007,958,755.70
	Subtotal		026	6153		291,998,850,568.25			-6,482,740,154.74		298,481,590,722.99
Total, Federal Retirement Thrift Investment Board						291,998,850,568.25	-----	-----	-6,482,740,154.74	-----	298,481,590,722.99
<b>Federal Trade Commission</b>											
FTC Consumer Redress Escrow, Federal Trade Commission	No Year		029	6013	000	649,017,950.46	-----	-----	111,168,276.16	-----	537,849,674.30

Footnotes at End of Chapter



## Deposit Funds

Appropriation or Fund Account  Title	Account Symbol					Balances, Beginning of Fiscal Year	Appropriations and Other Obligational Authority <sup>1</sup>	Transfers Borrowings and Investment (Net) <sup>2</sup>	Outlays (Net)	Balances Withdrawn and Other Transactions <sup>3</sup>	Balances, End of Fiscal Year
	Period of Availability	ATA	AID	MAIN	SUB						
<b>Intelligence Community Management Account</b>											
Foreign Broadcast Information Service	No Year		467	6167	000	443,122,620.38	-----	603,270,647.10	-80,476,918.56	-----	<sup>7</sup> 1,126,870,186.04
Unrealized Discount on Investments	No Year		467	6167	911	-15,979,743.34	-----	14,799,924.77	-----	-----	-1,179,818.57
Investments in US Treasury Securities	No Year		467	6167	971	1,212,001,233.67	-----	-618,070,571.87	-----	-----	593,930,661.80
Subtotal			467	6167		1,639,144,110.71			-80,476,918.56		1,719,621,029.27
Intra-Governmental Transaction Center, Intelligence Community Management Account	No Year		467	6169	000	53,624,165.73	-----	-----	-117,568,744.41	-----	<sup>7</sup> 171,192,910.14
Intelligence Community Deposit Fund, Intelligence Community Management Account	No Year		467	6170	000	902,780,022.31	-----	-----	-1,273,137,772.10	-----	<sup>7</sup> 2,175,917,794.41
Total, Intelligence Community Management Account						2,595,548,298.75	-----	-----	-1,471,183,435.07	-----	4,066,731,733.82
<b>International Trade Commission</b>											
Temporary Relief Bonds Receipts, International Trade Commission	No Year		034	6340	000	6,033,263.41	-----	-----	-----	-----	6,033,263.41
<b>National Labor Relations Board</b>											
Escrow Account, Backpay Cases, National Labor Relations Board	No Year		420	6154	000	10,620,347.98	-----	-----	5,996,623.97	-----	4,623,724.01
<b>Postal Service</b>											
Postal Service Fund	No Year		018	4020	002	-26,090,805.11	-----	-----	-----	-----	<sup>8</sup> -26,090,805.11
<b>Securities and Exchange Commission</b>											
Other Federal Payroll Withholdings, Allotments	No Year		050	6276	000	27,284.45	-----	-----	1,146.61	-----	26,137.84
Unearned Fees, Securities and Exchange Commission (T) <sup>8</sup>	No Year		050	6561	000	58,357,199.59	-----	-----	-2,711,643.19	-----	61,068,842.78
Disgorgement and Penalty Amounts Held for Investors, Securities and Exchange Commission	No Year		050	6563	000	570,822,347.63	-----	-415,957,636.73	-408,027,880.06	-----	562,892,590.96
Unrealized Discount on Investments	No Year		050	6563	911	-38,350,162.67	-----	-12,683,653.69	-----	-----	-51,033,816.36
Investments in US Treasury Securities	No Year		050	6563	971	3,224,690,542.65	-----	428,641,290.42	-----	-----	3,653,331,833.07
Subtotal			050	6563		3,757,162,727.61			-408,027,880.06		4,165,190,607.67
Total, Securities and Exchange Commission						3,815,547,211.65	-----	-----	-410,738,376.64	-----	4,226,285,588.29

Footnotes at End of Chapter

## Deposit Funds

Appropriation or Fund Account	Account Symbol					Balances, Beginning of Fiscal Year	Appropriations and Other Obligational Authority <sup>1</sup>	Transfers Borrowings and Investment (Net) <sup>2</sup>	Outlays (Net)	Balances Withdrawn and Other Transactions <sup>3</sup>	Balances, End of Fiscal Year
Title	Period of Availability	ATA	AID	MAIN	SUB						
<b>Smithsonian Institution</b>											
Smithsonian Fund, Smithsonian Institution	No Year		033	6097	000	35,391,967.55	-----	-----	4,207,526.90	-----	731,184,440.65
Smithsonian Endowment Fund, Smithsonian Institution	No Year		033	6220	000	148,040.39	-----	-----	-22,073.02	-----	7170,113.41
Unrealized Discount on Investments	No Year		033	6220	911	-38,790.08	-----	-----	-----	-----	-38,790.08
Investments in US Treasury Securities	No Year		033	6220	971	1,038,730.10	-----	-----	-----	-----	1,038,730.10
Subtotal			033	6220		1,147,980.41			-22,073.02		1,170,053.43
Total, Smithsonian Institution						36,539,947.96	-----	-----	4,185,453.88	-----	32,354,494.08
<b>Tennessee Valley Authority</b>											
Interagency Payments and Transfers, National Reconnaissance Office	No Year		571	6750	000	158,158.23	-----	-----	151,799.33	-----	76,358.90
Workforce Stability Initiative, National Reconnaissance Office	No Year		571	6751	000	5,819,758.46	-----	-----	-519,539.48	-----	76,339,297.94
Total, Tennessee Valley Authority						5,977,916.69	-----	-----	-367,740.15	-----	6,345,656.84
Total, Independent Agencies						302,834,459,828.74	-----	-----	-8,321,875,681.56	-----	311,156,335,510.30
Total, Deposit Funds						329,811,067,067.31	-----	-----	-9,133,512,708.57	-----	338,944,579,775.88

Footnotes at End of Chapter

## Footnotes

- 1 The amounts in this column, unless otherwise footnoted, represent appropriations, increases and rescissions in borrowing authority or new contract authority. Only appropriations with appropriation transfer activity are presented in Table 1 (Appropriations and Appropriation Transfers). Since the Deposit Funds had no transfer activity during fiscal year 2024, Table 1 does not appear.
- 2 The amounts in this column, unless otherwise footnoted, represent transfers - other than appropriation transfers, borrowings (gross), investments (net), unrealized discounts or funds held outside the Treasury.
- 3 The amounts in this column, unless otherwise footnoted, represent obligated balances canceled for fiscal year 2019 pursuant to 31 U.S.C. 1553 and adjustments to borrowing and contract authority.
- 4 Subject to disposition by the administrative agency.
- 5 The opening balance(s) of the following account(s) have been adjusted during the current fiscal year and do not agree with last year's closing balance(s):

<u>Account Symbol: (ATA, AID, POA, MAIN, SUB)</u>	<u>Adjustment</u>
003           X 6175 000 - Undisbursed Funds	-\$60,752.89
014           X 6500 006 - Undisbursed Funds	\$188,861.40
015           X 6874 000 - Undisbursed Funds	\$6,554.00
050           X 6561 000 - Undisbursed Funds	-\$90,404.85
073           X 6260 000 - Undisbursed Funds	\$2,343,750.00

- 6 The letter (T) denotes that the account by law is a trust account, but for reporting purposes is treated as other than trust.
- 7 This account was not certified to Treasury in accordance with Treasury certification standards to indicate the amounts were certified with the criteria of 31 U.S.C. 1501.
- 8 Excludes activity which represents "Net Proceeds from Sales and Withholding for Savings Bonds" which will be accounted for as a deposit fund liability.



# Receipts By Department

Classification	Account Symbol				Amount
	AID	A	MAIN	SUB	
<b>Legislative Branch</b>					
<b>Budget Receipts</b>					
<b>General Fund Accounts:</b>					
Fines, Penalties, and Forfeitures, Not Otherwise Classified	005		1099	000	-358.87
Fines, Penalties, and Forfeitures, Not Otherwise Classified, John C. Stennis Center for Public Service Training and	009		1099	012	156.20
Total, Budget Receipts					-202.67
<b>Proprietary Receipts from the Public</b>					
<b>General Fund Accounts:</b>					
General Fund Proprietary Interest, Not Otherwise Classified	005		1435	000	289.02
General Fund Proprietary interest, Not Otherwise Classified, John C. Stennis Center for Public Service Training and	009		1435	012	52.14
Total, Proprietary Receipts from the Public					341.16
<b>Joint Items</b>					
<b>Proprietary Receipts from the Public</b>					
<b>General Fund Accounts:</b>					
General Fund Proprietary Receipts, Not Otherwise Classified, All Other	000		3220	000	373,765.07
<b>Budget Clearing Accounts:</b>					
Budget Clearing Account (Suspense), House of Representatives, Sergeant at Arms	000	F	3875	008	-17,341.27
Total, Proprietary Receipts from the Public					356,423.80
Total, Joint Items					356,423.80
<b>Capitol Police</b>					
<b>Proprietary Receipts from the Public</b>					
<b>General Fund Accounts:</b>					
General Fund Proprietary Receipts, Not Otherwise Classified, All Other, U.S. Capitol Police Board	002		3220	000	1,895.05
<b>Special Fund Accounts:</b>					
United States Capitol Police Memorial Fund, House of Representatives	002	X	5083	001	111,579.48
Total, Proprietary Receipts from the Public					113,474.53
Total, Capitol Police					113,474.53
<b>Architect of the Capitol</b>					
<b>Proprietary Receipts from the Public</b>					
<b>General Fund Accounts:</b>					
General Fund Proprietary Receipts, Not Otherwise Classified, All Other	001		3220	000	592,659.54
<b>Special Fund Accounts:</b>					
Capitol Trust Account, Architect of the Capitol	001	X	5760	001	53,039.88
Total, Proprietary Receipts from the Public					645,699.42
<b>Intrabudgetary Receipts Deducted by Agency</b>					
<b>General Fund Accounts:</b>					
Collections of Receivables from Cancelled Accounts	001		3200	000	2,669.71
Total, Intrabudgetary Receipts Deducted by Agency					2,669.71
Total, Architect of the Capitol					648,369.13
<b>Library of Congress</b>					
<b>Budget Receipts</b>					
<b>Special Fund Accounts:</b>					
Fees from JSCT (Jukebox, Satellite, and Cable Television) for Operating Costs, Copyright Office, Library of Congress	003	X	5175	001	6,314,475.00
Total, Budget Receipts					6,314,475.00
<b>Proprietary Receipts from the Public</b>					
<b>General Fund Accounts:</b>					
Collections of Receivables from Cancelled Accounts, Library of Congress	003		3200	000	516.80
General Fund Proprietary Receipts, Not Otherwise Classified, All Other	003		3220	000	10,549.76
<b>Special Fund Accounts:</b>					
Contributions, Oliver Wendell Holmes Devise Fund, Library of Congress	003	X	5075	001	984.82
<b>Trust Fund Accounts:</b>					
Contributions to Library of Congress Gift Fund	003	X	8031	001	17,256,699.83
Income from Donated Securities, Library of Congress Gift Fund, Library of Congress	003	X	8031	021	664,943.10
Contributions, Library of Congress Trust Fund	003	X	8032	001	9,508,715.93
Income from Donated Securities, Library of Congress Trust Fund	003	X	8032	021	7,811,487.24
<b>Budget Clearing Accounts:</b>					
Budget Clearing Account (Suspense), Library of Congress	003	F	3875	000	-541,313.37
Unavailable Check Cancellations and Overpayments (Suspense), Library of Congress	003	F	3880	000	4,662.38
Total, Proprietary Receipts from the Public					34,717,246.49
<b>Intrabudgetary Receipts Deducted by Agency</b>					

## Receipts By Department - Continued

Classification	Account Symbol				Amount
	AID	A	MAIN	SUB	
<b>Special Fund Accounts:</b> Earnings on Investments, Oliver Wendell Holmes Devise Fund, Library of Congress	003	X	5075	002	1,441.48
<b>Trust Fund Accounts:</b> Foreign Service National Separation Liability Trust Fund, Library of Congress	003	X	8339	001	1,218,251.00
<b>Budget Clearing Accounts:</b> Undistributed Intragovernmental Payments, Library of Congress	003	F	3885	000	-56.00
Total, Intradepartmental Receipts Deducted by Agency					1,219,636.48
<b>Undistributed Offsetting Receipts</b>					
<b>Trust Fund Accounts:</b> Interest on Bequest of Gertrude M. Hubbard, Library of Congress	003	X	8022	002	850.00
Earnings on Investment, Library of Congress Trust Fund	003	X	8031	002	2,230,919.42
Earnings on Investments, Library of Congress Trust Fund	003	X	8032	002	1,407,630.44
Total, Undistributed Offsetting Receipts					3,639,399.86
Total, Library of Congress					45,890,757.83
<b>Government Accountability Office</b>					
<b>Intradepartmental Receipts Deducted by Agency</b>					
<b>General Fund Accounts:</b> Collections of Receivables from Cancelled Accounts, Government Accountability Office	005		3200	000	23,459.29
Total, Intradepartmental Receipts Deducted by Agency					23,459.29
Total, Government Accountability Office					23,459.29
<b>United States Tax Court</b>					
<b>Budget Receipts</b>					
<b>Special Fund Accounts:</b> Fees for Regulatory and Judicial Services, United States Tax Court	023	X	5633	001	1,155,986.98
<b>Trust Fund Accounts:</b> Deductions from Employees Salaries, Tax Court Judges Survivors Annuity Fund, United States Tax Court	023	X	8115	001	644,618.67
Total, Budget Receipts					1,800,605.65
<b>Proprietary Receipts from the Public</b>					
<b>General Fund Accounts:</b> General Fund Proprietary Interest, Not Otherwise Classified, United States Tax Court	023		1435	000	.31
Total, Proprietary Receipts from the Public					.31
<b>Undistributed Offsetting Receipts</b>					
<b>Trust Fund Accounts:</b> Earnings on Investments, Tax Court Judges Survivors Annuity Fund, United States Tax Court	023	X	8115	002	487,043.62
Total, Undistributed Offsetting Receipts					487,043.62
Total, United States Tax Court					2,287,649.58
<b>Legislative Branch Boards and Commissions</b>					
<b>Proprietary Receipts from the Public</b>					
<b>General Fund Accounts:</b> General Fund Proprietary Receipts, Not Otherwise Classified, All Other, John C. Stennis Center for Public Service Training	009		3220	012	370.00
<b>Special Fund Accounts:</b> Gift, Senate Preservation Fund, Library of Congress, Senate	000	X	5509	001	2,100,000.00
Gifts and Bequests, World War I Centennial Commission	480	X	5589	001	382,479.77
<b>Trust Fund Accounts:</b> Gifts and Donations, Congressional Office for International Leadership	009	X	8148	001	30.99
Total, Proprietary Receipts from the Public					2,482,880.76
<b>Intradepartmental Receipts Deducted by Agency</b>					
<b>Special Fund Accounts:</b> Earnings on Investments, Senate Preservation Fund, Library of Congress	000	X	5509	002	28,013.98
<b>Trust Fund Accounts:</b> Payment from the General Fund, Congressional Office for International Leadership	009	X	8148	003	6,000,000.00
Payment to the John C. Stennis Center for Public Service Training and Development	009	X	8275	001	1,000,075.00
Total, Intradepartmental Receipts Deducted by Agency					7,028,088.98
<b>Undistributed Offsetting Receipts</b>					
<b>Trust Fund Accounts:</b> Earnings on Investments, Russian Congressional Office for International Leadership	009	X	8148	002	124,718.74
Interest on Investments, John C. Stennis Center for Public Service Training and Development	009	X	8275	002	468,142.30
Interest on Investments, U.S. Capitol Preservation Commission	009	X	8300	002	631,433.63
Total, Undistributed Offsetting Receipts					1,224,294.67
Total, Legislative Branch Boards and Commissions					10,735,264.41

# Receipts By Department - Continued

Classification	Account Symbol				Amount
	AID	A	MAIN	SUB	
Total, Legislative Branch					60,055,537.06
<b>Judicial Branch</b>					
<b>Budget Receipts</b>					
<b>Special Fund Accounts:</b>					
Filing Fees, The Judiciary	010	X	5100	001	164,894,760.15
Registry Administration Account, The Judiciary	010	X	5101	001	1,576,150.69
<b>Trust Fund Accounts:</b>					
Deductions from Employees Salaries, Judicial Survivors Annuities Fund, The Judiciary	010	X	8110	001	12,610,832.71
Judicial Officers Annuities Deducted from Employees Salaries, The Judiciary	010	X	8122	001	5,956,313.01
Total, Budget Receipts					185,038,056.56
<b>Proprietary Receipts from the Public</b>					
<b>General Fund Accounts:</b>					
General Fund Proprietary Interest, Not Otherwise Classified	010		1435	000	108,615.30
General Fund Proprietary Receipts, Not Otherwise Classified, All Other	010		3220	000	941,509.16
<b>Special Fund Accounts:</b>					
Proceeds from Sale of Property, Judiciary Automation Fund, The Judiciary	010	X	5114	001	124,160,850.92
<b>Budget Clearing Accounts:</b>					
Collections and/or Payments Default, the Judiciary	010	F	3500	000	800.00
Budget Clearing Account (Suspense), United States Courts	010	F	3875	002	-7,115,617.50
Total, Proprietary Receipts from the Public					118,096,157.88
<b>Intrabudgetary Receipts Deducted by Agency</b>					
<b>General Fund Accounts:</b>					
Collections of Receivables from Canceled Accounts, U.S. Courts, The Judiciary	010		3200	002	14,423.88
<b>Special Fund Accounts:</b>					
Advances and Reimbursements, Judiciary Automation Fund, The Judiciary	010	X	5114	003	676,136,798.00
<b>Trust Fund Accounts:</b>					
Federal Payment to the Judicial Survivors Annuities Fund, The Judiciary	010	X	8110	004	27,700,000.00
Federal Payment to Judicial Officers Retirement Fund, The Judiciary	010	X	8122	004	220,900,000.00
Federal Payment to Claims Court, Judges Retirement Fund, The Judiciary	010	X	8124	001	3,300,000.00
<b>Budget Clearing Accounts:</b>					
Undistributed Intragovernmental Payments, United States Courts, The Judiciary	010	F	3885	002	-31,462,722.18
Total, Intrabudgetary Receipts Deducted by Agency					896,588,499.70
<b>Undistributed Offsetting Receipts</b>					
<b>Trust Fund Accounts:</b>					
Earnings on Investments, Judicial Survivors Annuities Fund, The Judiciary	010	X	8110	002	30,618,952.97
Interest and Profits on Investments, Judicial Officers Annuities Fund, The Judiciary	010	X	8122	002	55,472,166.77
Interest on Investments, Claims Court Judges Retirement Fund, The Judiciary	010	X	8124	002	1,828,824.72
Total, Undistributed Offsetting Receipts					87,919,944.46
Total, Judicial Branch					1,287,642,658.60
<b>Department of Agriculture</b>					
<b>Budget Receipts</b>					
<b>General Fund Accounts:</b>					
Full Cost Recovery Fees Pursuant to OMB Circular No. A-25	012		2497	000	12,281,360.48
<b>Special Fund Accounts:</b>					
Deposits, Perishable Agricultural Commodities Act Fund	012	X	5070	001	11,046,503.86
Agricultural Quarantine Inspection User Fee Account, Animal and Plant Health Inspection Service	012	X	5161	001	867,292,275.47
30% of Customs Duties, Funds for Strengthening Markets, Income, and Supply (Section 32)	012		5209	001	24,519,840,488.56
3.08 Percent of Custom Duties, Agricultural Disaster Relief Trust Fund, Farm Service Agency, Agriculture	012	X	5531	001	40,566.52
<b>Trust Fund Accounts:</b>					
Transfers from General Fund of Amounts Equal to Certain Customs Duties, Reforestation Trust Fund, Forest Service	012	X	8046	001	157,563,290.79
Excise Taxes for Tobacco Assessments, Tobacco Trust Fund, Commodity Credit Corporation	012	X	8161	001	8,907,205.29
Total, Budget Receipts					25,576,971,690.97
<b>Proprietary Receipts from the Public</b>					
<b>General Fund Accounts:</b>					
General Fund Proprietary Interest, Not Otherwise Classified	012		1435	000	276,359.44
Rent and Bonuses from Land Leases for Resource Exploration and Extraction, Agriculture and Interior (31 USC 3513)	012		1811	000	196,143,671.47
National Forests Fund, Agriculture	012		2221	000	201,169.23
Food Supply Chain and Agriculture Pandemic Response Guaranteed Loan, Downward Reestimates of Subsidy, Office of the	012		2671	003	5,587,213.00
Biorefinery Assistance, Downward Reestimates of Subsidies	012		2675	003	9,481,917.00
Rural Microenterprise Investment Account, Negative Subsidy Receipts	012		2680	001	5,140.89
Rural Microenterprise Investment, Downward Reestimate of Subsidies	012		2680	003	274,306.00
Agricultural Credit Insurance, Negative Subsidies	012		2701	001	69,597,963.73
Agricultural Credit Insurance, Downward Reestimates of the Subsidy	012		2701	003	405,693,962.00
Rural Electrification and Telephone Loans, Negative Subsidies	012		2702	001	202,751,322.86
Rural Electrification and Telephone Loans, Downward Reestimates of Subsidies	012		2702	003	1,658,598,943.02
Rural Water and Waste Disposal, Negative Subsidies	012		2703	001	13,708,332.83
Rural Water and Waste Disposal, Downward Reestimates of Subsidies	012		2703	003	26,075,208.00
Rural Community Facility, Negative Subsidies	012		2705	001	61,753,732.78
Rural Community and Facility, Downward Reestimates of Subsidies	012		2705	003	81,384,656.03
Rural Housing Insurance, Negative Subsidies	012		2706	001	33,931,437.87
Rural Housing Insurance, Downward Reestimates of the Subsidy	012		2706	003	770,335,673.00
Rural Business and Industry, Negative Subsidies, Agriculture	012		2707	001	105,425.10
Rural Business and Industry, Downward Reestimates of Subsidies, Agriculture	012		2707	003	164,213,178.00

## Receipts By Department - Continued

Classification	Account Symbol				Amount
	AID	A	MAIN	SUB	
P.L. 480, Downward Reestimates of Subsidies	012		2708	003	1,123,056.00
Rural Development Loan Fund, Downward Reestimates of Subsidies	012		2710	003	2,264,685.00
Rural Telephone Bank, Downward Reestimates of Subsidies	012		2711	004	6,859.00
Agricultural Credit Insurance Fund Guaranteed Loans Negative Subsidies, Consolidated Farm Service Agency	012		2712	001	6,630,176.83
Agricultural Credit Insurance Fund Guaranteed Loan, Downward Reestimates of the Subsidy, Consolidated Farm Service Agency	012		2712	003	67,428,280.00
Rural Economic Development Loans, Downward Reestimates of Subsidies	012		2713	003	721,475.00
Distance Learning and Telemedicine Program, Downward Reestimates, Rural Utilities Service	012		2746	003	27,671,551.00
Rural Business Investment, Downward Reestimates of Subsidies, Rural Business-Cooperative Service, Agriculture	012		2748	003	11.00
Apple Loan Program, Downward Reestimates of Subsidies	012		2754	003	6,196.94
Farm Storage Facility Loans, Negative Subsidies	012		2756	001	3,322,982.82
Farm Storage Facility Loans, Downward Reestimates of Subsidies	012		2756	003	7,405,250.00
Commodity Credit Corporation Export Guarantee Financing, Downward Reestimates of Subsidies	012		2757	003	47,864,661.01
Rural Energy for America Program, Negative Subsidies	012		2786	001	736,601.91
Rural Energy for America Program Downward Reestimates of Subsidies, Rural Development Administration, Agriculture	012		2786	003	16,533,185.00
Commodity Credit Corporation Export Guarantees, Negative Subsidy	012		2793	001	10,428,127.01
General Fund Proprietary Receipts, Not Otherwise Classified, All Other	012		3220	000	12,665,230.86
<b>Special Fund Accounts:</b>					
National Forests Fund Receipts	012		5008	001	7,546,124.62
National Forests Fund, Payments to States	012	X	5201	001	154,449,387.46
Timber Roads, Purchaser Elections, Forest Service	012	X	5202	001	2,000,000.00
National Forests Fund, Roads and Trails for States	012	X	5203	001	19,950,071.82
Timber Salvage Sales, Forest Service	012	X	5204	001	40,984,157.94
Deposits, Brush Disposal	012	X	5206	001	6,818,847.57
Receipts, Range Betterment Fund	012		5207	000	2,671,925.00
National Forest Lands Under Special Acts	012		5208	001	664,000.00
National Forests Fund, Payment to Minnesota (Cook, Lake, and Saint Louis Counties)	012	X	5213	001	5,505,930.00
Royalties from Character Merchandising, Forest Service	012	X	5214	001	1,237,298.47
Forfeitures and Recoveries, Forest Service Lands	012	X	5215	001	42,615,865.15
Deposits, Land Exchanges, Forest Service	012		5216	000	2,569,855.87
Land Acquisition Proceeds for Exchanges, Acquisition of Lands to Complete Land Exchanges, Forest Service, Agriculture	012	X	5216	001	9,149,856.50
Operation and Maintenance of Quarters, Forest Service	012	X	5219	001	14,220,905.44
Quinalt Special Management Area, Forest Service	012	X	5223	001	40.93
Timber Sales Pipeline Restoration Fund, Forest Service	012	X	5264	001	6,019,005.41
Recreation Fee Demonstration Program, Forest Service	012	X	5268	001	143,072,238.66
MNP Rental Fee Account, Forest Service	012	X	5277	001	1,166,818.06
Concessions Fees and Volunteer Services, Agriculture Research Service	012	X	5279	003	48,532.60
Charges, User Fees and Natural Resource Utilization, Land Between the Lakes, Forest Service	012	X	5360	001	7,325,097.07
Deposits for Administration of Rights-of-Way and Other Land Uses Fund, Forest Service	012	X	5361	001	1,944,974.80
Stewardship Contracting Product Sales, Funds Retained, Forest Service, Agriculture	012	X	5540	001	27,439,986.13
Payments to Counties, National Grasslands	012	X	5896	003	65,378,794.99
National Grasslands Receipts, Forest Service	012		5896	005	23,750,735.01
<b>Trust Fund Accounts:</b>					
Deposits of Fees, Inspection and Grading of Farm Products, Agricultural Marketing Service	012	X	8015	001	209,552,870.55
Forest Service Cooperative Fund	012	X	8028	001	84,752,752.65
Deposits of Fees, Inspection of Farm Products, Food Safety and Inspection Service	012	X	8137	001	17,772,979.17
Gifts and Bequests, Agriculture	012	X	8203	001	649,412.71
Deposits of Miscellaneous Contributed Funds, Agricultural Research Service	012	X	8214	001	20,605,048.21
Deposits of Miscellaneous Contributed Funds, National Agricultural Statistics Service	012	X	8218	001	84,900.00
Deposits of Miscellaneous Contributed Funds, Animal and Plant Health Inspection Service	012	X	8226	001	12,930,673.23
<b>Budget Clearing Accounts:</b>					
Proceeds of Sales, Personal Property, Soil Conservation Service	012	F	3845	010	3,440,855.31
Proceeds of Sales, Personal Property, Forest Service	012	F	3845	011	13,684.45
Proceeds of Sales, Personal Property, Agricultural Research Service	012	F	3845	014	249,406.76
Proceeds of Sales, Personal Property, Animal and Plant Health Inspection Service	012	F	3845	016	2,443,906.94
Proceeds of Sales, Personal Property, Agricultural Marketing Services, Agriculture	012	F	3845	025	73,780.00
Proceeds of Sales, Personal Property, Foreign Agricultural Service	012	F	3845	029	38,189.58
Budget Clearing Account (Suspense), Executive Operations	012	F	3875	004	10,590,158.93
Budget Clearing Account (Suspense), Forest Service	012	F	3875	011	-1,600,418.45
Budget Clearing Account (Suspense), Cooperative State Research, Education, and Extension Service	012	F	3875	015	1,556.75
Budget Clearing Account (Suspense), Animal and Plant Health Inspection Service	012	F	3875	016	96,675.80
Budget Clearing Account (Suspense), Agricultural Marketing Service	012	F	3875	025	447,020.93
Budget Clearing Account (Suspense), Farm Production and Conservation Programs	012	F	3875	026	13.00
Budget Clearing Account (Suspense), Food and Nutrition Service	012	F	3875	035	31,837.51
Budget Clearing Account (Suspense), Commodity Credit Corporation	012	F	3875	036	-33,210.46
Budget Clearing Account (Suspense), Food Safety and Inspection Service	012	F	3875	037	17,478.41
Budget Clearing Account (Suspense), Central Voucher Payment Center	012	F	3875	040	20,222,295.21
Total, Proprietary Receipts from the Public					4,873,840,258.32
<b>Intrabudgetary Receipts Deducted by Agency</b>					
<b>General Fund Accounts:</b>					
Collections of Receivables from Cancelled Accounts, Agriculture	012		3200	000	1,971,599.45
<b>Special Fund Accounts:</b>					
Earnings on Investments, Perishable Agricultural Commodities, Agricultural Marketing Service	012	X	5070	002	628,505.63
Earnings on Investments, Native American Institutions Endowment Fund	012	X	5205	002	7,893,246.99
<b>Trust Fund Accounts:</b>					
Payments from Wool Research, Development and Promotion Trust Fund	012	X	8100	001	2,250,000.00
Foreign Service National Separation Liability Trust Fund, Animal and Plant Health Inspection Service, Agriculture	012	X	8558	001	1,476,590.00
<b>Budget Clearing Accounts:</b>					
Undistributed Intergovernmental Payments, Office of the Secretary	012	F	3885	003	-598,027.57
Undistributed Intergovernmental Payments, Executive Operations, Agriculture	012	F	3885	004	-7,843,254.99
Undistributed Intergovernmental Payments, Departmental Administration, Agriculture	012	F	3885	005	-392,925.33
Undistributed Intergovernmental Payments, Office of Communications, Agriculture	012	F	3885	006	117.23
Undistributed Intergovernmental Payments, Office of Civil Rights, Agriculture	012	F	3885	007	-25,000.00
Undistributed Intergovernmental Payments, Office of Risk Management, Farm Service Agency, Agriculture	012	F	3885	008	-105,567.29
Undistributed Intergovernmental Payments, Natural Resources Conservation Service, Agriculture	012	F	3885	010	151,371.03
Undistributed Intergovernmental Payments, Forest Service, Agriculture	012	F	3885	011	802,067.63
Undistributed Intergovernmental Payments, Agricultural Research Service	012	F	3885	014	-401,060.22
Undistributed Intergovernmental Payments, Cooperative State Research, Education and Extension Service	012	F	3885	015	215,674.53
Undistributed Intergovernmental Payments, Animal and Plant Health Inspection Service	012	F	3885	016	-213,241.87
Undistributed Intergovernmental Payments, National Agricultural Statistics Service	012	F	3885	018	17,390.26
Undistributed Intergovernmental Payments, Rural Development Administration	012	F	3885	020	-9,305,904.42
Undistributed Intergovernmental Payments, Office of the General Counsel	012	F	3885	022	-218,791.35
Undistributed Intergovernmental Payments, Agricultural Marketing Service	012	F	3885	025	-88,596.03
Undistributed Intergovernmental Payments, Farm Production and Conservation Programs	012	F	3885	026	313,790.52
Undistributed Intergovernmental Payments, Foreign Agricultural Service	012	F	3885	029	96,891.32
Undistributed Intergovernmental Payments, Food and Nutrition Service	012	F	3885	035	593,718.66



# Receipts By Department - Continued

Classification	Account Symbol				Amount
	AID	A	MAIN	SUB	
Undistributed Intragovernmental Payment, Commodity Credit Corporation	012	F	3885	036	-190.00
Undistributed Intragovernmental Payments, Food Safety and Inspection Service, Agriculture	012	F	3885	037	1,171,105.46
Undistributed Intragovernmental Payments, National Finance Center, Agriculture	012	F	3885	040	1,040,395,747.09
Undistributed Intragovernmental Payments, Farm Service Agency, Agriculture	012	F	3885	049	-768,769.55
Total, Intradepartmental Receipts Deducted by Agency					1,038,016,487.18
<b>Undistributed Offsetting Receipts</b>					
<b>Trust Fund Accounts:</b>					
Earnings on Investments, Inspection and Grading of Farm Products	012	X	8015	002	3,034,455.09
Earnings on Investments, Land Between the Lakes Trust Fund, Forest Service	012	X	8039	002	145,243.82
Total, Undistributed Offsetting Receipts					3,179,698.91
<b>Offsetting Governmental Receipts</b>					
<b>Trust Fund Accounts:</b>					
Payment from Commodity Credit Corporation, Emergency Citrus Disease Research and Development Trust	012	X	8559	001	25,000,000.00
Total, Offsetting Governmental Receipts					25,000,000.00
Total, Department of Agriculture					31,517,008,135.38
<b>Department of Commerce</b>					
<b>Budget Receipts</b>					
<b>Special Fund Accounts:</b>					
Earnings on Investments, Fishermen's Contingency Fund	013	X	5120	002	27,410.82
Earnings on Investments, Foreign Fishing Observer Fund	013	X	5122	002	52,239.90
Permit Title Registration Fee, Limited Access System Administration Fund, National Oceanic and Atmospheric Administration	013	X	5284	001	12,385,009.34
Access Fees, Western Pacific Sustainable Fisheries Fund, National Oceanic and Atmospheric Administration	013	X	5439	001	750,000.00
Fees, North Pacific Fishery Observer Fund, National Oceanic and Atmospheric Administration, Commerce	013	X	5598	001	4,019,638.11
Total, Budget Receipts					17,234,298.17
<b>Proprietary Receipts from the Public</b>					
<b>General Fund Accounts:</b>					
General Fund Proprietary Interest, Not Otherwise Classified	013		1435	000	8,406.67
Fees and Other Charges for Other Services, Commerce	013		2419	002	80,300.00
Fisheries Finance, National Oceanic and Atmospheric Administration, Negative Subsidies	013		2717	001	9,799,856.71
Fisheries Finance, Downward Reestimates of Subsidies	013		2717	003	6,346,662.14
General Fund Proprietary Receipts, Not Otherwise Classified, All Other	013		3220	000	1,818,311.32
<b>Trust Fund Accounts:</b>					
Gifts and Bequests, Departmental Management	013	X	8501	001	162,295.23
<b>Budget Clearing Accounts:</b>					
Proceeds of Sales, Personal Property, International Trade Administration	013	F	3845	012	64,194.08
Budget Clearing Account (Suspense), Bureau of the Census	013	F	3875	004	9,146,686.00
Budget Clearing Account (Suspense), National Oceanic and Atmospheric Administration	013	F	3875	014	-173,161,036.65
Budget Clearing Account (Suspense), Bureau of Industry and Security, Commerce	013	F	3875	030	-88,014.26
Unavailable Check Cancellations and Overpayments (Suspense), National Oceanic and Atmospheric Administration, Commerce	013	F	3880	014	58,971,877.43
Unavailable Check Cancellations and Overpayments (Suspense), Economic Development Administration, Commerce	013	F	3880	020	-40,096,658.52
Total, Proprietary Receipts from the Public					-126,947,119.85
<b>Intradepartmental Receipts Deducted by Agency</b>					
<b>General Fund Accounts:</b>					
Collections of Receivables from Cancelled Accounts	013		3200	000	74,629.58
<b>Budget Clearing Accounts:</b>					
Undistributed Intragovernmental Payments, National Institute of Standards and Technology	013	F	3885	001	265,108.74
Undistributed Intragovernmental Payments, Patent and Trademark Office, Commerce	013	F	3885	010	365,574.96
Undistributed Intragovernmental Payments, National Oceanic and Atmospheric Administration, Commerce	013	F	3885	014	5,569,000.00
Total, Intradepartmental Receipts Deducted by Agency					6,274,313.28
<b>Offsetting Governmental Receipts</b>					
<b>Special Fund Accounts:</b>					
Fisheries Enforcement Asset Forfeiture Fund Deposits, National Oceanic and Atmospheric Administration, Commerce	013	X	5583	001	1,441,467.21
Sanctuaries Enforcement Asset Forfeiture Fund Deposits, National Oceanic and Atmospheric Administration, Commerce	013	X	5584	001	80,395.68
Total, Offsetting Governmental Receipts					1,521,862.89
Total, Department of Commerce					-101,916,645.51
<b>Department of Defense--Military Programs</b>					
<b>Department of the Army</b>					
<b>Proprietary Receipts from the Public</b>					
<b>General Fund Accounts:</b>					
Recoveries for Government Property Lost or Damaged, Not Otherwise Classified, Army, Navy, Air Force	021		3019	000	19,032,849.28
Recoveries Under the Foreign Military Sales Program, Army, Navy, Air Force, Defense	021		3041	000	19,798,294.92
General Fund Proprietary Receipts, Defense Military, Not Otherwise Classified	021		3210	000	246,907,216.66
<b>Trust Fund Accounts:</b>					
Deposits, Department of the Army General Gift Fund	021	X	8927	001	20,223,838.21
<b>Budget Clearing Accounts:</b>					
Budget Clearing Account (Suspense), Army	021	F	3875	001	3,886,838.76
Unavailable Check Cancellations and Overpayments (Suspense), Army	021	F	3880	000	108,482.07

## Receipts By Department - Continued

Classification	Account Symbol				Amount
	AID	A	MAIN	SUB	
Total, Proprietary Receipts from the Public					309,957,519.90
<b>Intrabudgetary Receipts Deducted by Agency</b>					
<b>General Fund Accounts:</b> Collections of Receivables from Cancelled Accounts	021		3200	000	83,757,867.39
<b>Budget Clearing Accounts:</b> Undistributed Intragovernmental Payments, Army Undistributed Intragovernmental Payments, Army (OPAC-Difference)	021 021	F F	3885 3885	000 007	-105.54 -1,477,072.48
Total, Intrabudgetary Receipts Deducted by Agency					82,280,689.37
<b>Undistributed Offsetting Receipts</b>					
<b>Trust Fund Accounts:</b> Earnings on Investments, Department of the Army General Gift Fund	021	X	8927	002	158,504.45
Total, Undistributed Offsetting Receipts					158,504.45
<b>Offsetting Governmental Receipts</b>					
<b>Special Fund Accounts:</b> Restoration, Rocky Mountain Arsenal, Army	021	X	5098	001	853,565.04
Total, Offsetting Governmental Receipts					853,565.04
Total, Department of the Army					393,250,278.76
<b>Department of the Army Proprietary Receipts from the Public</b>					
<b>Special Fund Accounts:</b> Proceeds from the Sale of Land, Natick Land Conveyance, Army	021	X	5756	001	9,540,000.00
Total, Proprietary Receipts from the Public					9,540,000.00
Total, Department of the Army					9,540,000.00
<b>Department of the Navy Proprietary Receipts from the Public</b>					
<b>General Fund Accounts:</b> Recoveries for Government Property Lost or Damaged, Not Otherwise Classified, Army, Navy, Air Force Recoveries Under the Foreign Military Sales Program, Army, Navy, Air Force, Defense General Fund Proprietary Receipts, Defense Military, Not Otherwise Classified	017 017 017		3019 3041 3210	000 000 000	6,098,543.44 5,308,513.21 143,963,496.66
<b>Trust Fund Accounts:</b> Deposits, Department of the Navy General Gift Fund Contributions to United States Naval Academy General Gift Fund	017 017	X X	8716 8733	001 001	1,067,615.72 13,362,942.98
<b>Budget Clearing Accounts:</b> Budget Clearing Account (Suspense), Navy Budget Clearing Account (Suspense), Navy (Special) Unavailable Check Cancellations and Overpayments (Suspense), Navy	017 017 017	F F F	3875 3875 3880	001 004 000	7,929,221.84 -14,839,667.78 -1,341,797.38
Total, Proprietary Receipts from the Public					161,548,868.69
<b>Intrabudgetary Receipts Deducted by Agency</b>					
<b>General Fund Accounts:</b> Collections of Receivables from Cancelled Accounts	017		3200	000	64,667,155.61
<b>Trust Fund Accounts:</b> Profits from Sale of Ships, Stores, Navy	017	X	8723	001	10,101,225.59
<b>Budget Clearing Accounts:</b> Undistributed Intragovernmental Payments, Navy Undistributed Intragovernmental Payments, Navy (OPAC-Difference)	017 017	F F	3885 3885	000 007	1,561,784.29 -63,071.05
Total, Intrabudgetary Receipts Deducted by Agency					76,267,094.44
<b>Undistributed Offsetting Receipts</b>					
<b>Trust Fund Accounts:</b> Earnings on Investments, United States Naval Academy General Gift Fund	017	X	8733	002	185,508.50
Total, Undistributed Offsetting Receipts					185,508.50
Total, Department of the Navy					238,001,471.63
<b>Department of the Air Force Proprietary Receipts from the Public</b>					
<b>Special Fund Accounts:</b> Proceeds, Support of Athletic Programs, Air Force	057	X	5616	004	5,510,545.52
Total, Proprietary Receipts from the Public					5,510,545.52
<b>Department of the Air Force Proprietary Receipts from the Public</b>					
<b>General Fund Accounts:</b> General Fund Proprietary Interest, Not Otherwise Classified Rent of Equipment and Other Personal Property, Army, Navy, Air Force Recoveries for Government Property Lost or Damaged, Not Otherwise Classified, Army, Navy, Air Force Recoveries Under the Foreign Military Sales Program, Army, Navy, Air Force, Defense	057 057 057 057		1435 1840 3019 3041	000 000 000 000	1,611,972.51 411.78 234,152.39 54,523,113.55

# Receipts By Department - Continued

Classification	Account Symbol				Amount
	AID	A	MAIN	SUB	
General Fund Proprietary Receipts, Defense Military, Not Otherwise Classified	057		3210	000	110,209,907.86
<b>Trust Fund Accounts:</b> Deposits, Department of the Air Force General Gift Fund	057	X	8928	001	3,110,747.30
<b>Budget Clearing Accounts:</b> Budget Clearing Account (Suspense), Air Force	057	F	3875	001	561,386.46
Unavailable Check Cancellations and Overpayments (Suspense), Air Force	057	F	3880	000	-1,604,981.24
Total, Proprietary Receipts from the Public					168,646,710.61
<b>Intrabudgetary Receipts Deducted by Agency</b>					
<b>General Fund Accounts:</b> Collections of Receivables from Cancelled Accounts	057		3200	000	45,384,658.17
<b>Budget Clearing Accounts:</b> Undistributed Intragovernmental Payments, Air Force (OPAC-Difference)	057	F	3885	007	-17,211,114.76
Total, Intrabudgetary Receipts Deducted by Agency					28,173,543.41
<b>Undistributed Offsetting Receipts</b>					
<b>Trust Fund Accounts:</b> Earnings on Investments, Department of the Air Force General Gift Fund	057	X	8928	002	389.83
Total, Undistributed Offsetting Receipts					389.83
Total, Department of the Air Force					196,820,643.85
<b>Defense Agencies</b>					
<b>Budget Receipts</b>					
<b>Trust Fund Accounts:</b> Contributions from Kuwait, Host Nation Support for U.S. Relocation Activities	097	X	8337	001	67,282,519.69
Contributions from Japan, Host Nation Support for U.S. Relocation Activities	097	X	8337	003	2,445.56
Contributions from South Korea, Host Nation Support for U.S. Relocation Activities	097	X	8337	004	659,558.48
Total, Budget Receipts					67,944,523.73
<b>Proprietary Receipts from the Public</b>					
<b>General Fund Accounts:</b> Deposits for Survivor Annuity Benefits, Army, Navy, Air Force, Defense	097		2462	000	55,795,043.61
Sale of Scrap and Salvage Materials, Defense	097		2651	000	8,466.58
Family Housing Improvement Fund, Downward Reestimates of Subsidies, Defense	097		2761	003	152,353,089.15
Recoveries for Government Property Lost or Damaged, Not Otherwise Classified, Army, Navy, Air Force	097		3019	000	2,543.81
Recoveries Under the Foreign Military Sales Program, Army, Navy, Air Force, Defense	097		3041	000	81,588,522.76
General Fund Proprietary Receipts, Defense Military, Not Otherwise Classified	097		3210	000	251,561,188.09
<b>Special Fund Accounts:</b> Disposal of Department of Defense Real Property for Navy	097	X	5188	017	340,000.00
Disposal of Department of Defense Real Property for Army	097	X	5188	021	7,883,095.00
Disposal of Department of Defense Real Property for Air Force	097	X	5188	057	29,333.37
Lease of Department of Defense Real Property for Navy	097	X	5189	017	6,256,400.78
Lease of Department of Defense Real Property for Army	097	X	5189	021	15,499,673.86
Lease of Department of Defense Real Property for Air Force	097	X	5189	057	8,566,498.23
Burden Sharing Contribution, Defense (Kuwait)	097	X	5441	001	136,371,909.01
Burden Sharing Contribution, Defense (Japan)	097	X	5441	003	189,758,136.01
Burden Sharing Contribution, Defense (South Korea)	097	X	5441	004	463,077,052.30
Burden Sharing Contribution, Defense (Qatar)	097	X	5441	005	450,000,000.00
Collections, Contributions to the Cooperative Threat Reduction Program, Defense	097		5751	001	9,057.66
Contributions from Applicants, Renewable Energy Impact Assessments and Mitigation, Defense	097	X	5753	001	1,280,000.00
<b>Trust Fund Accounts:</b> Contributions, Department of Defense General Gift Fund Deposits, Defense	097	X	8163	001	47,890.29
<b>Budget Clearing Accounts:</b> Budget Clearing Account (Suspense), Secretary of Defense	097	F	3875	000	1,574.39
Budget Clearing Account (Suspense), Defense	097	F	3875	001	150,916,367.41
Budget Clearing Account (Suspense), Offset Program, Defense	097	F	3875	002	30.00
Unavailable Check Cancellations and Overpayments (Suspense), Secretary of Defense	097	F	3880	000	-52,176.61
Total, Proprietary Receipts from the Public					1,971,293,695.70
<b>Intrabudgetary Receipts Deducted by Agency</b>					
<b>General Fund Accounts:</b> Collections of Recoveries and Refunds from Canceled Accounts, Defense	097		3113	000	3,400.00
Collections of Receivables from Cancelled Accounts	097		3200	000	-9,590,391.96
<b>Special Fund Accounts:</b> Earnings on Investments, Defense Cooperation Account	097	X	5187	002	447,065.09
<b>Trust Fund Accounts:</b> Employing Agency Contributions, Defense	097	X	8165	001	3,168,255.48
Employing Agency Contributions, Voluntary Separation Incentive Fund	097	X	8335	001	10,600,000.00
<b>Budget Clearing Accounts:</b> Undistributed Intragovernmental Payments, Defense	097	F	3885	000	-198,730.96
Undistributed Intragovernmental Payments, Defense (OPAC-Difference)	097	F	3885	007	3,247,993.71
Total, Intrabudgetary Receipts Deducted by Agency					7,677,591.36
<b>Undistributed Offsetting Receipts</b>					
<b>Trust Fund Accounts:</b> Earnings on Investments, National Security Education Trust Fund	097	X	8168	002	114,312.65
Earnings on Investments, Voluntary Separation Incentive Fund	097	X	8335	002	2,678,805.65
Earnings on Investments, Host Nation Support for U.S. Relocation Activities	097	X	8337	002	8,445,529.61
Earnings on Investments, Support for U.S. Relocation to Guam Activities, Defense	097	X	8358	002	38,394,942.17

## Receipts By Department - Continued

Classification	Account Symbol				Amount
	AID	A	MAIN	SUB	
Total, Undistributed Offsetting Receipts					49,633,590.08
Total, Defense Agencies					2,096,549,400.87
Total, Department of Defense--Military Programs					2,939,672,340.63
<b>Department of Education</b>					
<b>Proprietary Receipts from the Public</b>					
<b>General Fund Accounts:</b>					
General Fund Proprietary Interest, Not Otherwise Classified	091		1435	000	1,011,812.00
Federal Family Education Loan Program, Downward Reestimates of Subsidies	091		2718	003	2,339,383,528.00
College Housing and Academic Facilities Loan, Downward Reestimates of Subsidies, Education	091		2741	003	41,955,528.00
Federal Direct Student Loan Program, Negative Subsidies, Education	091		2781	001	885,105,353.00
Federal Direct Loan Program, Downward Reestimates of Subsidies, Education	091		2781	003	1,682,552,223.00
Teach Grant Program, Downward Reestimates of Subsidies, Education	091		2794	003	15,483,193.00
Health Education Assistance Loans, Downward Reestimates of Subsidies, Education	091		2798	003	13,070,853.00
Repayments of Loans, Capital Contributions, Higher Educational Activities, Education	091		2915	000	519,807,462.46
General Fund Proprietary Receipts, Not Otherwise Classified, All Other	091		3220	000	68,512,942.47
<b>Special Fund Accounts:</b>					
Student Financial Assistance Debt Collection, Education	091	X	5557	001	3,234,462.12
<b>Trust Fund Accounts:</b>					
Contributions, Education	091	X	8258	001	433,000.00
<b>Budget Clearing Accounts:</b>					
Budget Clearing Account (Suspense), Education	091	F	3875	000	-414,828,486.14
Total, Proprietary Receipts from the Public					5,155,721,870.91
<b>Intrabudgetary Receipts Deducted by Agency</b>					
<b>Budget Clearing Accounts:</b>					
Undistributed Intragovernmental Payments, Education	091	F	3885	000	70,971,674.28
Total, Intrabudgetary Receipts Deducted by Agency					70,971,674.28
Total, Department of Education					5,226,693,545.19
<b>Department of Energy</b>					
<b>Budget Receipts</b>					
<b>Special Fund Accounts:</b>					
Licenses Under Federal Power Act from Public Lands and National Forests, Payment to States	089		5105	000	3,788,128.56
Total, Budget Receipts					3,788,128.56
<b>Proprietary Receipts from the Public</b>					
<b>General Fund Accounts:</b>					
General Fund Proprietary Interest, Not Otherwise Classified	089		1435	000	56,967.23
Sale of Strategic Petroleum Reserve Oil, Energy	089		2234	000	98,116,045.41
Sale and Transmission of Electric Energy, Falcon Dam, Energy	089		2245	000	500,000.00
Sale and Transmission of Electric Energy, Southwestern Power Administration	089		2247	000	176.34
Sale and Transmission of Electric Energy, Southeastern Power Administration	089		2248	000	165,115,339.37
Sale of Power and Other Utilities, Not Otherwise Classified, Energy	089		2249	000	14,554,689.00
Title 17 Innovative Technology Loan Guarantees, Negative Subsidies, Energy	089		2679	001	6,492,764.78
DOE ATVM Direct Loans Downward Reestimate Account, Energy	089		2795	003	161,850,994.29
DOE Loan Guarantees (Section 1705 Recovery Act) Downward Reestimate Account, Energy	089		2796	003	13,482,903.52
DOE Loan Guarantees (Section 1703 and 1706) Downward Reestimate Account, Energy	089		2797	003	157,454,925.55
Repayments on Miscellaneous Recoverable Costs, Not Otherwise Classified, Energy	089		2889	000	52,100,095.46
Miscellaneous Recoveries and Refunds, Not Otherwise Classified	089		3099	000	6,115,699.83
General Fund Proprietary Receipts, Not Otherwise Classified, All Other	089		3220	000	94,529,427.98
<b>Special Fund Accounts:</b>					
Sale of Electric Energy, Bonneville Power Administration, Reclamation Fund, Interior	089		5000	026	656,697.03
Sale of Power and Other Utilities, Reclamation Fund, Energy	089		5000	027	9,180,902.46
Falcon and Amistad Operating and Maintenance Fund, Energy	089		5178	001	3,102,297.58
<b>Trust Fund Accounts:</b>					
Gifts and Donations, Energy	089	X	8576	001	31,599.00
<b>Budget Clearing Accounts:</b>					
Budget Clearing Account (Suspense), Energy	089	F	3875	000	-17,822,314.75
Total, Proprietary Receipts from the Public					765,519,210.08
<b>Intrabudgetary Receipts Deducted by Agency</b>					
<b>General Fund Accounts:</b>					
Collections of Receivables from Cancelled Accounts, Energy	089		3200	000	73,115.18
<b>Special Fund Accounts:</b>					
Earnings on Investments, Nuclear Waste Disposal Fund, Energy	089	X	5227	002	1,868,345,713.28
Earnings on Investments, Energy	089	X	5231	002	58,608,491.41
General Fund Payment - Defense, Energy	089	X	5231	004	285,000,000.00
<b>Budget Clearing Accounts:</b>					
Undistributed Intragovernmental Payments, Energy	089	F	3885	000	5,189,986.68
Total, Intrabudgetary Receipts Deducted by Agency					2,217,217,306.55
<b>Offsetting Governmental Receipts</b>					
<b>General Fund Accounts:</b>					
Fees and Recoveries, Federal Energy Regulatory Commissions, Energy	089		0894	000	20,894,012.84

# Receipts By Department - Continued

Classification	Account Symbol				Amount
	AID	A	MAIN	SUB	
Total, Offsetting Governmental Receipts					20,894,012.84
Total, Department of Energy					3,007,418,658.03
<b>Department of Health and Human Services</b>					
<b>Budget Receipts</b>					
<b>General Fund Accounts:</b>					
Fines, Penalties, and Forfeitures, Not Otherwise Classified, Centers for Medicare and Medicaid Services, Health and Human	075		1099	005	1,443,181.17
Fines, Penalties, and Forfeitures, Not Otherwise Classified, Food & Drug Administration, Health and Human Services	075		1099	006	155,955.29
<b>Special Fund Accounts:</b>					
Receipts, Risk Adjustment Program, Centers for Medicare and Medicaid Services	075	X	5733	001	11,200,675,138.56
<b>Trust Fund Accounts:</b>					
Fee on Branded Prescription Pharmaceutical Manufacturers and Importers, Federal Supplementary Medical Insurance Trust Fund	075	X	8004	008	2,788,862,314.84
Transfers from General Fund of Amounts Equal to FICA Taxes, Federal Hospital Insurance Trust Fund	075	X	8005	001	357,052,123,829.09
Receipts from Railroad Retirement Account, Federal Hospital Insurance Trust Fund	075	X	8005	010	645,200,000.00
Transfers from General Fund of Amounts Equal to SECA Taxes, Federal Hospital Insurance Trust Fund	075	X	8005	011	29,160,322,850.95
Federal Hospital Insurance Trust Fund Civil Penalties and Damages	075	X	8005	049	380,786,079.37
Transfer from General Fund of Amounts Equivalent to Certain Taxes, Vaccine Injury Compensation Trust Fund, Health and Human	075	X	8175	001	241,842,478.05
Total, Budget Receipts					401,471,411,827.32
<b>Proprietary Receipts from the Public</b>					
<b>General Fund Accounts:</b>					
General Fund Proprietary Interest, Not Otherwise Classified, Office of the Secretary, Health and Human Services	075		1435	001	233,500,262.13
General Fund Proprietary Interest, Not Otherwise Classified, Centers for Medicare and Medicaid Services, Health and Human	075		1435	005	174,007,029.89
General Fund Proprietary Interest, Not Otherwise Classified, Food & Drug Administration, Health and Human Services	075		1435	006	1,302,896.38
General Fund Proprietary Interest, Not Otherwise Classified, National Institutes of Health, Health and Human Services	075		1435	008	91,921.40
General Fund Proprietary Interest, Not Otherwise Classified, Centers for Disease Control, Health and Human Service	075		1435	009	741,791.56
Consumer Operated and Oriented Plan Direct Loan Program, Downward Reestimates of Subsidies, Health and Human Services	075		2674	003	86,558,622.81
Health Center Guarantee Loan Program, Negative Subsidy	075		2758	003	159,791.44
Federal Share of Child Support Collections, HHS, ACF	075		3107	000	450,995,922.00
General Fund Proprietary Receipts, Not Otherwise Classified, All Other	075		3220	000	8,448.85
General Fund Proprietary Receipts, Not Otherwise Classified, All Other, Office of the Secretary, Health and Human Services	075		3220	001	113,771,850.76
General Fund Proprietary Receipts, Not Otherwise Classified, All Other, Centers for Medicare and Medicaid Services, Health	075		3220	005	454,553,471.74
General Fund Proprietary Receipts, Not Otherwise Classified, All Other, Food & Drug Administration, Health and Human Services	075		3220	006	5,800,967.94
General Fund Proprietary Receipts, Not Otherwise Classified, All Other, National Institutes of Health, Health and Human	075		3220	008	12,629,218.87
General Fund Proprietary Receipts, Not Otherwise Classified, All Other, Centers for Disease Control, Health and Human Service	075		3220	009	3,226,199.26
General Fund Proprietary Receipts, Not Otherwise Classified, All Other, Indian Health Service, Health and Human Services	075		3220	010	-976,198.34
<b>Special Fund Accounts:</b>					
Rents and Charges for Quarters, Indian Health Services, Health and Human Services	075	X	5071	001	9,777,119.58
Cooperative Research and Development Agreements, National Institutes of Health	075	X	5145	001	49,035,500.62
Cooperative Research and Development Agreements, Centers for Disease Control, Health and Human Services	075	X	5146	001	3,004,714.64
Cooperative Research and Development Agreements, Food and Drug Administration, Health and Human Services	075	X	5148	001	3,140,788.00
<b>Trust Fund Accounts:</b>					
Premiums Collected for the Aged, Federal Supplementary Medical Insurance Trust Fund	075	X	8004	005	124,091,613,735.77
Premiums Collected for the Disabled, Federal Supplementary Medical Insurance Trust Fund	075	X	8004	007	13,639,973,309.00
Other Proprietary Receipts, Federal Supplementary Medical Insurance Trust Fund	075	X	8004	029	108,134.00
Premiums Collected, Medicare Prescription Drug Account, FSMI	075	X	8004	035	5,895,192,988.25
Payments from States, Medicare Prescription Drug Accounts, FSMI	075	X	8004	036	17,757,892,575.00
Basic Premiums, Medicare Advantage, FSMI	075	X	8004	040	334,261,308.28
Gifts, Federal Supplementary Medical Insurance Trust Fund	075	X	8004	042	134.26
Medicare Refunds, Federal Supplementary Medical Insurance Trust Fund	075	X	8004	045	3,482,003,916.00
Affordable Care Act Medicare Shared Savings Models, FSMI	075	X	8004	048	489,651,842.87
Affordable Care Act Medicare Shared Savings Models, HI	075	X	8005	008	379,354,569.55
Premiums Collected for Uninsured Individuals Not Otherwise Eligible, Federal Hospital Insurance Trust Fund	075	X	8005	009	4,737,346,450.05
Other Proprietary Receipts, Federal Hospital Insurance Trust Fund	075	X	8005	029	124,940.85
Basic Premiums, Medicare Advantage, FHI	075	X	8005	040	227,972,173.34
Gifts, Federal Hospital Insurance Trust Fund	075	X	8005	042	134.23
Medicare Refunds, Federal Hospital Insurance Trust Fund	075	X	8005	053	7,499,334,045.00
Contributions, Indian Health Facilities, Indian Health Services	075	X	8073	001	9,757,230.00
Contributions to National Institutes of Health Unconditional Gift Fund, Health and Human Services	075	X	8248	001	22,363,986.43
Gifts and Donations, Centers for Disease Control	075	X	8250	001	13,477,560.13
Contributions to National Institutes of Health Conditional Gift Fund	075	X	8253	001	49,258,405.43
Contributions to the Indian Health Service Gift Fund	075	X	8511	001	84,785.00
Deposits, Patients' Benefit Fund, National Fund, National Institutes of Health	075	X	8888	001	6,050.00
<b>Budget Clearing Accounts:</b>					
Collections and/or Payments Default, Health and Human Services	075	F	3500	000	1,977.29
Budget Clearing Account (Suspense), Departmental Management	075	F	3875	001	-5,833,665.48
Budget Clearing Account (Suspense), Food and Drug Administration	075	F	3875	006	-12,191,724.49
Budget Clearing Account (Suspense), Program Support Center (DPM)	075	F	3875	007	-42,011,093.72
Budget Clearing Account (Suspense), National Institutes of Health	075	F	3875	008	7,161,807.55
Budget Clearing Account (Suspense), Indian Health Services, Health and Human Services	075	F	3875	010	17,442,054.22
Total, Proprietary Receipts from the Public					180,195,677,948.34
<b>Intrabudgetary Receipts Deducted by Agency</b>					
<b>General Fund Accounts:</b>					
Collections of Receivables from Canceled Accounts, Office of the Secretary, Health and Human Services	075		3200	001	1,033,429.12
Collections of Receivables from Canceled Accounts, National Institutes of Health, Health and Human Services	075		3200	008	8,310,050.70
<b>Special Fund Accounts:</b>					
Interest, Child Enrollment Contingency Fund, Centers for Medicare and Medicaid Services, Health and Human Services	075	X	5551	002	1,028,667,772.07
General Fund Payment, NIH Innovation, CURES Act	075		5628	001	407,000,000.00
General Fund Payment, FDA Innovation, CURES Act	075		5629	001	50,000,000.00
Transfers from Presidential Election Campaign Fund, 10-Year PRIF, National Institutes of Health	075		5736	001	1,960,000.00
<b>Trust Fund Accounts:</b>					
Federal Contributions, Federal Supplementary Medical Insurance Trust Fund	075	X	8004	001	375,967,160,931.34
Miscellaneous Federal Payments, Federal Supplementary Medical Insurance Trust Fund	075	X	8004	006	1,873,811.69
Federal Contributions for Administrative Costs, Medicare Prescription Drug Account, FSMI	075	X	8004	046	493,000,000.00
Federal Contributions for Benefits, Medicare Prescription Drug Account, FSMI	075	X	8004	047	101,860,622,011.88
Payments from the General Fund, Federal Hospital Insurance Trust Fund	075	X	8005	006	987,605,261.76
Federal Hospital Trust Fund, Transfer from General Fund (OASI) Taxes	075	X	8005	035	39,794,000,000.00

## Receipts By Department - Continued

Classification	Account Symbol				Amount
	AID	A	MAIN	SUB	
Payments from the General Fund for Health Care Fraud and Abuse Control Account, Fraud and Abuse Control Program, Federal Federal Hospital Insurance Trust Fund Transfers from the General Fund (Criminal Fines)	075	X	8005	044	168,346,704.00
Federal Hospital Insurance Trust Fund Transfers from the General Fund (Civil Monetary Penalties)	075	X	8005	046	1,932,173.18
Federal Hospital Insurance Trust Fund Transfers from the General Fund (Asset Forfeiture)	075	X	8005	047	43,796,628.19
	075	X	8005	048	193,473,257.48
<b>Budget Clearing Accounts:</b>					
Undistributed Intragovernmental Payrolls, Health and Human Services	075	F	3870	000	-31,252,585.99
Undistributed Intragovernmental Payments, Departmental Management	075	F	3885	001	21,719,664.82
Undistributed Intragovernmental Payments, Food and Drug Administration	075	F	3885	006	-18,669,857.67
Undistributed Intragovernmental Payments, National Institutes of Health	075	F	3885	008	-4,068,921.15
Total, Intradepartmental Receipts Deducted by Agency					520,976,510,331.42
<b>Undistributed Offsetting Receipts</b>					
<b>Trust Fund Accounts:</b>					
Earnings on Investments, Federal Supplementary Medical Insurance Trust Fund	075	X	8004	002	3,792,162,925.29
Interest, Medicare Prescription Drug Account, FSMI	075	X	8004	037	222,835,692.48
Earnings on Investments, Federal Hospital Insurance Trust Fund	075	X	8005	002	6,049,481,120.45
Interest Payments by Railroad Retirement Board, Federal Hospital Insurance Trust Fund	075	X	8005	005	25,303,000.00
Transfers from General Fund of Amounts Equal to Federal Employer Contributions for FICA Taxes, Federal Hospital Insurance	075	X	8005	012	4,873,000,000.00
Postal Service Employer Contributions, Federal Hospital Insurance Trust Fund	075	X	8005	013	819,000,000.00
Earnings on Investments, Vaccine Injury Compensation Trust Fund	075	X	8175	002	155,564,806.62
Earnings on Investments, National Institutes of Health Unconditional Gift Fund, Health and Human Services	075	X	8248	002	1,315,871.46
Earnings on Investments, National Institutes of Health Conditional Gift Fund	075	X	8253	002	17,641.63
Earnings on Investments, Patients' Benefit Fund, National Institutes of Health	075	X	8888	002	27,717.83
Earnings on Investments, Patients' Benefit Fund, Public Health Service Hospitals, Health Resources and Services	075	X	8889	002	1,694.00
Total, Undistributed Offsetting Receipts					15,938,710,469.76
Total, Department of Health and Human Services					1,118,582,310,576.84
<b>Department of Homeland Security</b>					
<b>Budget Receipts</b>					
<b>General Fund Accounts:</b>					
Excise Taxes, U.S. Customs and Border Protection, Homeland Security	070		0152	000	4,441,829,534.66
Breached Bond Penalties, Immigration and Customs Enforcement, Homeland Security	070		0834	000	8,000,000.00
Temporary L-1 Visa Fee Increase, U.S. Citizenship and Immigration Services, Homeland Security	070		2426	000	2,316,870.00
Temporary H-1B Visa Fee Increase, U.S. Citizenship and Immigration Services, Homeland Security	070		2427	000	15,226,000.00
<b>Special Fund Accounts:</b>					
Civil Penalties, Failure to Depart and Document Fraud, Immigration Enforcement Account, U.S. Immigration and Customs	070	X	5451	003	2,918.46
Electronic System for Travel Authorization (ESTA) Fees, U.S. Customs and Border Protection, Homeland Security	070	X	5595	001	51,538,476.00
Deposits, Duties and Taxes, Puerto Rico, USCS, Homeland Security	070	X	5687	001	283,026,822.10
<b>Trust Fund Accounts:</b>					
Transfers from the General Fund for the Sport Fish Restoration Account, Aquatic Resources Trust Fund	070	X	8147	002	585,562,472.50
Custom Duties, Aquatic Resources Trust Fund, Sport Fish Restoration	070	X	8147	005	80,407,135.26
Transfers from General Fund of Amount Equal to Certain Taxes, Oil Spill Liability Trust Fund	070	X	8185	001	446,859,000.00
Fines and Penalties, Oil Spill Liability Trust Fund, Homeland Security	070	X	8185	003	81,341,282.25
Proceeds of Sales of Unclaimed, Abandoned, and Seized Goods, USCS, Homeland Security	070	X	8789	001	1,789,253.27
Total, Budget Receipts					5,997,899,764.50
<b>Proprietary Receipts from the Public</b>					
<b>General Fund Accounts:</b>					
General Fund Proprietary Interest, Not Otherwise Classified	070		1435	000	121,115,263.46
General Fund Proprietary Receipts, Not Otherwise Classified, All Other	070		3220	000	21,059,296.04
<b>Special Fund Accounts:</b>					
Unclaimed Checkpoint Money, Transportation Security Administration, Homeland Security	070	X	5390	001	939,814.20
Fees, APEC Business Travel Card Account, Customs and Border Protection, Homeland Security	070	X	5569	001	1,847,673.10
Fees, Customs and Border Protection Services at User Fee Facilities, U.S. Customs and Border Protection, Homeland Security	070		5694	000	23,543,136.75
Fees, National Flood Insurance Reserve Fund, Homeland Security	070	X	5701	001	988,017,117.00
Sale of Real Property, U.S. Coast Guard Housing Special Fund, Coast Guard, Homeland Security	070		5710	003	13,931,610.81
<b>Trust Fund Accounts:</b>					
Recoveries, Oil Spill Liability Trust Fund, Homeland Security	070	X	8185	004	11,033,706.04
Gifts and Donations, Departmental Management, Homeland Security	070	X	8244	001	1,795.00
Deposits, General Gift Fund, USCG, Homeland Security	070	X	8533	001	2,862,762.80
<b>Budget Clearing Accounts:</b>					
Proceeds of Sales, Personal Property	070	F	3845	005	1,050,014.21
Proceeds of Sales, Personal Property	070	F	3845	007	314,534.50
Proceeds of Sales, Personal Property	070	F	3845	019	23,283.61
Budget Clearing Account (Suspense)	070	F	3875	001	-101,095.26
Budget Clearing Account (Suspense)	070	F	3875	006	163,858,248.09
Budget Clearing Account (Suspense)	070	F	3875	011	-1,711,658.94
Budget Clearing Account (Suspense)	070	F	3875	019	12,912.33
Budget Clearing Account	070	F	3875	023	-130,891.63
Total, Proprietary Receipts from the Public					1,347,667,522.11
<b>Intradepartmental Receipts Deducted by Agency</b>					
<b>General Fund Accounts:</b>					
Collections of Receivables from Cancelled Accounts	070		3200	000	3,672,399.08
<b>Special Fund Accounts:</b>					
Earnings on Investments, National Flood Insurance Reserve Fund, Homeland Security	070	X	5701	002	103,596,242.40
<b>Budget Clearing Accounts:</b>					
Undistributed Intragovernmental Payments	070	F	3885	006	320,975,974.66
Undistributed Intragovernmental Payments, Cybersecurity and Infrastructure Security Agency, Homeland Security	070	F	3885	009	58.97
Undistributed Intragovernmental Payments	070	F	3885	011	54,845,416.29
Undistributed Intergovernmental Payment	070	F	3885	012	-584,582.27
Undistributed Intragovernmental Payments	070	F	3885	019	600.00
Undistributed Intergovernmental Payments, Homeland Security	070	F	3885	021	-342,206.24
Undistributed Intragovernmental Payments	070	F	3885	023	-425,290.48

# Receipts By Department - Continued

Classification	Account Symbol				Amount
	AID	A	MAIN	SUB	
Total, Intrabudgetary Receipts Deducted by Agency					481,738,612.41
<b>Undistributed Offsetting Receipts</b>					
<b>Trust Fund Accounts:</b>					
Earnings on Investments, Aquatic Resources Trust Fund	070	X	8147	003	85,942,275.12
Earnings on Investments Oil Spill Liability Trust Fund, Homeland Security	070	X	8185	002	362,284,159.41
Earnings on Investments, General Gift Fund, USCG, Homeland Security	070	X	8533	002	61,692.01
Total, Undistributed Offsetting Receipts					448,288,126.54
<b>Offsetting Governmental Receipts</b>					
<b>General Fund Accounts:</b>					
Tonnage Duty Fees	020		0311	000	33,002,082.52
Passenger Security Fees Returned to the General Fund, Transportation Security Administration, Homeland Security	070		0900	000	760,000,000.00
Marine Safety User Fees U.S. Coast Guard	070		2421	000	24,348,305.13
<b>Special Fund Accounts:</b>					
Immigration User Fees, Homeland Security	070		5087	003	1,008,936,876.40
Immigration Examinations Fee Account, Homeland Security	070	X	5088	001	6,218,220,101.83
Land Border Inspection Fees, Homeland Security	070	X	5089	001	78,464,090.08
H-1B Nonimmigrant Petitioner Account, Homeland Security	070		5106	001	397,185,070.62
Breached Bond Penalties Greater Than \$8m, Breached Bond Detention Fund, Border and Transportation Security, Homeland Security	070	X	5126	001	33,295,916.95
Student and Exchange Visitor Fee, Border and Transportation Security, Homeland Security	070	X	5378	001	243,250,293.78
Fees, Aviation Security Capital Fund, Transportation Security Administration, Homeland Security	070	X	5385	001	250,000,000.00
H-1B and L Fraud Prevention and Detection Account	070		5389	001	147,544,131.21
Fines and Penalties, Immigration Enforcement Account, U.S. Customs and Border Protection, Homeland Security	070	X	5451	001	1,221,743.22
Detention and Removal Operations Fees, U.S. Immigration and Customs Enforcement, Homeland Security	070	X	5542	001	431,365.00
International Registered Traveler Program Fund, U.S. Customs and Border Protection, Homeland Security	070	X	5543	001	369,212,334.34
Customs Conveyance, Passenger, and Other Fees, USCS, Homeland Security	070	X	5695	020	1,235,903,928.55
Customs Merchandise Processing Fee, USCS, Homeland Security	070		5695	030	3,280,813,265.27
Temporary L-1 Visa Fees, 9-11 Response and Biometric Exit Account, USCBP, Homeland Security	070	X	5702	001	2,311,785.00
Temporary H-1B Visa Fees, 9-11 Response and Biometric Exit Account, USCBP, Homeland Security	070	X	5702	003	15,234,000.00
Fees, EB-5 Integrity Fund, U.S. Citizenship and Immigration Services, Homeland Security	070	X	5705	001	10,846,035.84
Total, Offsetting Governmental Receipts					14,110,221,325.74
Total, Department of Homeland Security					22,385,815,351.30
<b>Department of Housing and Urban Development</b>					
<b>Proprietary Receipts from the Public</b>					
<b>General Fund Accounts:</b>					
General Fund Proprietary Interest, Not Otherwise Classified	086		1435	000	1,103.82
Green Retrofit Program for Multifamily Housing, Downward Reestimates of Subsidies, Housing and Urban Development	086		2678	001	6,534,378.29
Native Hawaiian Housing Loan Guarantee Fund, Negative Subsidies, Public and Indian Housing, Housing and Urban Development	086		2684	000	11,523.22
Home Ownership Preservation Equity Fund, Downward Reestimates of Subsidies	086		2695	003	2,233.23
FHA-General and Special Risk Insurance, Negative Subsidies	086		2719	001	193,643,988.47
FHA-General and Special Risk Insurance, Re-Estimates	086		2719	003	2,013,081,897.26
Indian Housing Loan Guarantee Receipt Account, Downward Reestimates of Subsidies	086		2743	003	15,067,697.83
Title VI Indian Loan Guaranteed Receipt Account, Downward Reestimates of Subsidies	086		2762	003	859,381.55
Community Development Loan Guarantees, Downward Reestimates of Subsidies	086		2773	003	3,884,614.19
Native Hawaiian Housing Loan Guarantees, Downward Reestimates of Subsidies	086		2799	003	301,727.35
General Fund Proprietary Receipts, Not Otherwise Classified, All Other	086		3220	000	4,421,236.56
<b>Trust Fund Accounts:</b>					
Affordable Housing Allocation, Housing Trust Fund, Housing and Urban Development	086	X	8560	001	195,874,743.15
<b>Budget Clearing Accounts:</b>					
Budget Clearing Account (Suspense), Cash Control and Reconciliation Division	086	F	3875	000	-59,282.21
Budget Clearing Account (Suspense), Cash Control and Reconciliation Division	086	F	3875	001	69,721.73
Total, Proprietary Receipts from the Public					2,433,694,964.44
<b>Intrabudgetary Receipts Deducted by Agency</b>					
<b>General Fund Accounts:</b>					
Collections of Receivables from Cancelled Accounts, Housing and Urban Development	086		3200	000	3,879,838.65
<b>Budget Clearing Accounts:</b>					
Undistributed Intragovernmental Payments, Office of the Secretary, Housing and Urban Development	086	F	3885	001	-129,492.36
Total, Intrabudgetary Receipts Deducted by Agency					3,750,346.29
<b>Offsetting Governmental Receipts</b>					
<b>Trust Fund Accounts:</b>					
Mobile Home Inspection and Monitoring Fees, Manufactured Housing Fees Trust Fund, Housing and Urban Development	086		8119	001	15,680,600.00
Total, Offsetting Governmental Receipts					15,680,600.00
Total, Department of Housing and Urban Development					2,453,125,910.73
<b>Department of the Interior</b>					
<b>Budget Receipts</b>					
<b>Special Fund Accounts:</b>					
Land and Water Conservation Fund, Motorboat Fuels Tax, National Park Service	014		5005	003	1,000,000.00
Coal Mining Reclamation Fees, Office of Surface Mining Reclamation and Enforcement	014	X	5015	006	84,143,611.30
Federal Aid to Wildlife Restoration Fund 1975	014	X	5029	003	932,096,049.76
Deposits, Civil Penalties, Office of Surface Mining Reclamation and Enforcement	014	X	5063	001	236,728.85
Migratory Birds Hunting Stamps	014	X	5137	001	23,349,916.27
Import Duties on Arms and Ammunition	014	X	5137	002	57,422,964.51
Migratory Birds Hunting Stamps (Conservation Easements), U.S. Fish and Wildlife Service, Interior	014	X	5137	004	15,293,081.98
National Indian Gaming Commission, Gaming Activity Fees, Interior	014	X	5141	003	29,483,349.06
Fines, Penalties, and Forfeitures, Migratory Bird, North American Wetlands Conservation Fund, United States Fish and Wildlife	014		5241	000	147,159.50

## Receipts By Department - Continued

Classification	Account Symbol				Amount
	AID	A	MAIN	SUB	
Total, Budget Receipts					1,143,172,861.23
<b>Proprietary Receipts from the Public</b>					
<b>General Fund Accounts:</b>					
General Fund Proprietary Interest, Not Otherwise Classified	014		1435	000	21,227,907.01
Rent and Bonuses from Land Leases for Resource Exploration and Extraction, Agriculture and Interior	014		1811	000	18,000,561.87
Rent and Bonuses from Onshore Renewable Energy Development, Interior	014		1812	000	24,807,689.62
Hardrock Mining Claim Maintenance Fee, Interior	014		2032	000	58,960,228.00
Royalties on Natural Resources, Not Otherwise Classified, Interior	014		2229	000	932,012,983.09
Sale of Timber, Wildlife and Other Natural Land Products, Not Otherwise Classified, Interior	014		2229	000	565.00
Sale of Publications and Reproductions, Not Otherwise Classified	014		2259	000	46,114.00
Fees and Other Charges for Program Administrative Services, Interior	014		2419	001	117,348.42
Receipts from Grazing Fees, Federal Share, Interior	014		2484	000	4,274,951.77
Indian Loan Guarantee, Downward Reestimates, Bureau of Indian Affairs	014		2729	003	14,629,090.00
Indian Direct Loan, Downward Reestimates of Subsidies, Bureau of Indian Affairs	014		2747	003	719,352.00
Assistance to American Samoa, Direct Loan, Downward Reestimates of Subsidies, Office of Insular Affairs	014		2774	003	194,601.82
General Fund Proprietary Receipts, Not Otherwise Classified, All Other	014		3220	000	66,430,383.36
<b>Special Fund Accounts:</b>					
Miscellaneous Interest, Reclamation Fund, Interior	014		5000	021	45,524,881.90
Royalties on Natural Resources, Reclamation Fund, Interior	014		5000	024	2,932,323,304.64
Sale of Timber and Other Products, Reclamation Fund, Interior	014		5000	025	1,500,930.80
Other, Reclamation Fund, Interior	014		5000	028	157,430,474.60
Sale of Public Domain, Reclamation Fund, Interior	014		5000	029	42,006,572.31
Receipts from Mineral Leasing, Public and Acquired Military Lands (Act February 25, 1920 and December 17, 1981, as Interest on Late Payment of Coal Mining Reclamation Fees, Office of Surface Mining Reclamation and Enforcement	014	X	5003	002	3,815,720,249.90
Other, Office of Surface Mining Reclamation and Enforcement	014	X	5015	007	26,227.92
Receipts from Grazing, Etc., Public Lands Outside Grazing Districts, Bureau of Land Management	014	X	5015	008	73,027.38
Service Charges, Deposits and Forfeitures, Bureau of Land Management	014	X	5016	000	975,536.67
Deposits for Road Maintenance and Reconstruction, Bureau of Land Management	014	X	5017	001	65,122,623.28
Receipts from Grazing, Etc., Public Lands within Grazing Districts, Bureau of Land Management	014	X	5018	001	3,493,587.80
Receipts from Grazing, Etc., Public Lands within Grazing Districts, Miscellaneous, Bureau of Land Management	014	X	5032	000	1,223,943.30
Receipts from Oil and Gas Leases, National Petroleum Reserve in Alaska, Office of Natural Resources Revenue, Interior	014	X	5044	000	-122,734.77
Rents and Charges for Quarters, Bureau of Land Management	014	X	5045	001	19,998,885.20
Rents and Charges for Quarters, National Park Service	014	X	5048	001	1,170,984.25
Rents and Charges for Quarters, United States Fish and Wildlife Service	014	X	5050	001	30,326,594.77
Rents and Charges for Quarters, Bureau of Indian Affairs	014	X	5051	001	4,149,372.06
Rents and Charges for Quarters, Bureau of Reclamation, Interior	014	X	5053	001	3,815,780.87
Rents and Charges for Quarters, Geological Survey	014	X	5055	001	325,953.29
Delaware Water Gap Route 209 Commercial Operation Fees, National Park Service	014	X	5076	001	71,430.47
National Wildlife Refuge Fund, United States Fish and Wildlife Service	014	X	5091	001	10,000.00
Proceeds from Sales, Water Resource Development Projects, United States Fish and Wildlife Service	014	X	5092	001	7,540,342.32
Recreation Enhancement Fee Program, Bureau of Reclamation	014	X	5109	001	347,431.95
Recreational Fee Demonstration Program, National Park Service	014	X	5119	001	1,267,011.96
Receipts from Clark County, Nevada Land Sales, 15% Fund, Bureau of Land Management	014	X	5129	001	377,539,853.06
Revenues, Indian Arts and Crafts Board	014	X	5130	001	29,304,900.00
Grazing Fees for Range Improvements, Taylor Grazing Act, as Amended	014	X	5132	000	39,949.00
Sale of Public Land and Materials, 5% Fund to States	014	X	5133	000	7,789,163.53
Moneys Due Oklahoma from Royalties, Oil and Gas, South Half of Red River, Office of Natural Resources Revenue, Interior	014	X	5134	001	1,118,709.56
State Cost Sharing, Lahontan Valley and Pyramid Lake Fish and Wildlife Fund	014	X	5157	004	6,919.37
Rental Payments, Park Buildings Lease and Maintenance Fund, National Park Service	014	X	5163	001	495,000.00
Transportation Systems Fund, National Park Service	014	X	5164	001	28,218,760.45
Forest Ecosystems Health and Recovery-Disposal of Salvage Timber, Bureau of Land Management	014	X	5165	001	357,626.50
Concessioner Improvement Accounts Deposit, National Park Service	014	X	5169	001	13,557,277.65
Revenue, Central Valley Project Restoration Fund, Bureau of Reclamation	014	X	5173	001	5,561,666.65
Natural Resource Damage Assessment and Restoration Fund, U.S. Fish and Wildlife Service, Interior	014	X	5198	001	52,846,399.67
Land Sales, South Nevada Public Land Management	014	X	5232	001	600,866,778.46
Deposits, Operation and Maintenance, Indian Irrigation Systems	014	X	5241	001	132,855,559.43
Alaska Resupply Program, Bureau of Indian Affairs	014	X	5242	001	40,095,623.40
National Forest Fund, Payments to States, Office of Natural Resources Revenue, Interior	014	X	5243	001	242,102.04
Filing and Special Use Fee Program, National Park Service	014	X	5247	001	4,550,602.45
Receipts from Leases of Lands Acquired for Flood Control Navigation and Allied Purposes, Office of Natural Resources Revenue,	014	X	5248	001	678,270.16
Timber Sales Pipeline Restoration Fund, Bureau of Land Management	014	X	5249	001	71,390,656.84
Recreation Fee Enhancement Program, U.S. Fish and Wildlife Service	014	X	5252	001	2,476,645.16
Federal Land Disposal Account, Bureau of Land Management	014	X	5260	001	8,156,578.99
Interest on Investment in GSES, Tribal Special Fund, Bureau of Trust Funds Administration, Interior	014	X	5265	003	1,177,776.96
Miscellaneous Sales of Assets, Tribal Special Fund, Bureau of Trust Funds Administration, Interior	014	X	5265	004	2,099,785.99
White Pine County Special Account, 85% Federal Share of Receipts, Bureau of Land Management	014	X	5265	005	46,225.86
Recreational Fee Demonstration Program, Bureau of Land Management	014	X	5397	001	74,100.00
Park Concessions Franchise Fees, National Park Service	014	X	5431	001	31,802,094.49
Sale of Land, Lincoln County Land Act, Bureau of Land Management	014	X	5469	001	181,233,958.61
Funds Reserved, Title II Projects on Federal Lands, Bureau of Land Management	014	X	5485	001	21,400.00
Stewardship Contracting Product Sales, Funds Retained, Bureau of Land Management	014	X	5506	001	2,386,054.14
San Joaquin River Restoration Fund Receipts, Bureau of Reclamation, Interior	014	X	5537	001	55,553.80
Rent from Mineral Leases, Permit Processing Fund, Bureau of Land Management	014	X	5573	001	12,313,539.10
Oil and Gas Permit Processing Fee - 85%, Bureau of Land Management, Interior	014	X	5573	003	4,047,339.87
Geothermal Lease Revenues, County Share, Office of Natural Resources Revenue, Interior	014	X	5574	001	57,017,420.00
Leases from Naval Petroleum Reserve Numbered 2 Lands	014	X	5576	001	5,066.00
Reclamation Water Settlements Fund, Bureau of Reclamation, Interior	014	X	5593	001	120,000,000.00
Earnings on Investments, Bureau of Reclamation, Interior	014	X	5593	002	28,296,805.09
San Juan County, New Mexico Federal Land Conveyance, Bureau of Land Management, Interior	014	X	5611	001	2,469,429.33
Rents and Charges for Quarters, Bureau of Indian Education, Interior	014	X	5621	001	2,469,429.33
Power Revenues, Indian Irrigation Projects	014	X	5648	001	100,544,199.62
Revenues, Colorado River Dam Fund, Boulder Canyon Project, Bureau of Reclamation	014	X	5656	001	96,811,511.73
Fees from Visitors to Grand Teton and Yellowstone National Parks, 25% Fund	014	X	5666	001	14,250.16
Water Storage Enhancement Receipts, Bureau of Reclamation, Interior	014	X	5704	001	482,330.42
Fees, National Park Medical Services Fund, National Park Service, Interior	014	X	5762	001	1,155,427.92
Sale of Public Land and Materials	014	X	5881	000	-18,375,823.24
Oregon and California Land-Grant Fund (See 2229 for General Account: 5136 and 5885 for Special Accounts)	014	X	5882	000	12,333,457.18
Funds Reserved, Oregon and California Grant Lands, Bureau of Land Management	014	X	5884	001	29,799,487.29
Receipts from National Grasslands, Bureau of Land Management	014	X	5886	011	424,619.79
Coos Bay Wagon Road Grant Fund (By Years) (See 2229 for General Account; and 5898 for Special Account)	014	X	5897	000	4,027,312.44
Funds Reserved, Coos Bay Wagon Road Grant Lands, Bureau of Land Management	014	X	5898	001	341,786.48
<b>Trust Fund Accounts:</b>					
Interest on Investment in GSES, Tribal Trust Fund, Bureau of Trust Funds Administration, Interior	014	X	8030	003	42,596,311.66
Return of Principal from Private Sector Investments, Tribal Trust Fund, Bureau of Trust Funds Administration, Interior	014	X	8030	004	356,579,690.00
Miscellaneous Sales of Assets, Tribal Trust Fund, Bureau of Trust Funds Administration, Interior	014	X	8030	005	155,469,512.88
Donations to National Park Service	014	X	8037	001	87,565,825.29
Contributions and Deposits, Bureau of Land Management	014	X	8069	001	27,064,063.05
Deposits, Reclamation Trust Funds	014	X	8070	001	335,851.03



# Receipts By Department - Continued

Classification	Account Symbol				Amount
	AID	A	MAIN	SUB	
Deposits, Contributed Funds, United States Fish and Wildlife Service	014	X	8216	001	5,714,915.72
Gifts and Donations, Bureau of Indian Affairs	014	X	8361	001	2,280,284.43
Gifts and Donations, Bureau of Indian Affairs and Bureau of Indian, Interior	014	X	8367	001	2,950,000.00
Contributed Funds, Geological Survey, Interior	014	X	8562	001	3,706,912.82
<b>Budget Clearing Accounts:</b>					
Proceeds of Sales, Personal Property, Geological Survey	014	F	3845	008	94,474.71
Proceeds of Sales, Personal Property, United States Fish and Wildlife Service	014	F	3845	016	3,027,974.43
Proceeds of Sales, Personal Property, Office of Surface Mining Reclamation and Enforcement	014	F	3845	018	75,447.00
Proceeds of Sales, Personal Property, Bureau of Indian Affairs and Bureau of Indian, Interior	014	F	3845	020	1,526,391.00
Total, Proprietary Receipts from the Public					11,018,758,261.03
<b>Intrabudgetary Receipts Deducted by Agency</b>					
<b>General Fund Accounts:</b>					
Collections of Receivables from Cancelled Accounts, Interior	014		3200	000	157.49
<b>Special Fund Accounts:</b>					
Earnings on Investments, Office of Surface Mining Reclamation and Enforcement	014	X	5015	009	796,195,186.11
Earnings on Investments, Federal Aid to 1975 Wildlife Restoration Fund	014	X	5029	002	106,660,323.40
Payment from the General Fund, Cooperative Endangered Species Conservation Fund	014		5143	000	86,195,521.00
Interest on Principal, Utah Reclamation Mitigation and Conservation Account	014	X	5174	002	5,234,896.38
Earnings on Investments, Natural Resource Damage Assessment and Restoration Fund, U.S. Fish and Wildlife Service, Interior	014	X	5198	002	114,955,047.87
Earnings on Investment, Southern Nevada Public Land Management	014	X	5232	002	87,295,126.75
Earnings on Investments, Operation and Maintenance, Indian Irrigation Systems	014	X	5240	002	3,218,817.83
Earnings on Investment, Tribal Special Fund, Bureau of Trust Funds Administration, Interior	014	X	5265	002	821,296.47
Interest Earned, Environmental Improvement and Restoration Fund, Office of Natural Resources Revenue, Interior	014	X	5425	002	45,306,226.76
Earnings on Investments, Lincoln County Land Act, Bureau of Land Management	014	X	5469	002	1,485,104.31
Earnings on Investments, Low-Hazard Indian Dam Safety Deferred Maintenance Fund	014		5638	002	3,639,109.70
Earnings on Investments, Indian Irrigation Fund, Bureau of Indian Affairs and Indian Education	014		5639	002	10,283,457.28
Earnings on Investments, Power Revenues, Indian Irrigation Projects	014	X	5648	002	1,522,476.41
Interest Earned on Investments, Blackfeet Water Settlement Implementation Fund, Bureau of Reclamation	014	X	5668	002	11,979,816.36
Earnings on Investments, National Parks and Public Land Legacy Restoration Fund, Department-Wide Pro	014	X	5715	002	268,003,568.12
<b>Budget Clearing Accounts:</b>					
Undistributed Intragovernmental Payments, Bureau of Land Management	014	F	3885	011	-25,616,561.01
Total, Intrabudgetary Receipts Deducted by Agency					1,517,179,571.23
<b>Undistributed Offsetting Receipts</b>					
<b>General Fund Accounts:</b>					
Interest Received from Outer Continental Shelf Escrow Amounts, Interior	014		1493	000	876,738.99
Rent and Bonuses on Outer Continental Shelf Lands, Interior	014		1820	000	214,000,287.13
Royalties on Outer Continental Shelf Lands, Interior	014		2020	000	5,130,094,516.18
Arctic National Wildlife Refuge (ANWR) Oil and Gas Leasing Revenues, Federal Share, Interior	014		2025	000	-8,229,487.50
<b>Special Fund Accounts:</b>					
Land and Water Conservation Fund, Surplus Property Sales, National Park Service	014		5005	002	321,500.00
Land and Water Conservation Fund, Rent Receipts, Outer Continental Shelf Lands, National Park Service	014		5005	007	342,911,967.25
Land and Water Conservation Fund, Royalty Receipts, Outer Continental Shelf Lands, National Park Service	014		5005	008	540,134,477.22
Outer Continental Shelf Rents and Bonuses, LWCF Share from Certain Leases, National Park Service	014		5005	009	879,426.14
Outer Continental Shelf Royalties, LWCF Share from Certain Leases, National Park Service	014		5005	010	124,120,573.86
Historic Preservation Fund, Receipts, Outer Continental Shelf Lands	014		5140	000	150,000,000.00
Outer Continental Shelf Rents and Bonuses, State Share from Certain Gulf of Mexico Leases, Office of Natural Resources	014	X	5535	001	24,690,497.84
Outer Continental Shelf Royalties, Office of Natural Resources Revenue, Interior	014	X	5535	002	350,269,201.85
<b>Trust Fund Accounts:</b>					
Earnings on Investment, Tribal Trust Fund, Bureau of Trust Funds Administration, Interior	014	X	8030	002	13,602,975.49
Earnings on Investments, Donations to National Park Service, National Park Service, Interior	014	X	8037	002	9,638,825.25
Earnings on Investments, Preservation, Birthplace of Abraham Lincoln	014	X	8052	002	3,442.50
<b>Budget Clearing Accounts:</b>					
Budget Clearing Account (Suspense), Mineral Leasing Rights	014	F	3875	017	151,228,018.68
Total, Undistributed Offsetting Receipts					7,044,542,960.88
<b>Offsetting Governmental Receipts</b>					
<b>Special Fund Accounts:</b>					
Earnings on Investment, High-Hazard Indian Dam Safety Deferred Maintenance Fund	014		5637	002	8,278,955.23
Total, Offsetting Governmental Receipts					8,278,955.23
Total, Department of the Interior					20,731,932,609.60
<b>Department of Justice</b>					
<b>Budget Receipts</b>					
<b>General Fund Accounts:</b>					
Registration Fees, Drug Enforcement Administration	015		0854	000	15,000,000.00
Chapter Eleven Filing Fees, Bankruptcy, Justice	015		0870	000	5,400,000.00
Fines, Penalties and Forfeitures, Customs, Commerce and Antitrust Laws, General Administration, Justice	015		1040	003	12,022,261.15
Fines, Penalties, and Forfeitures, Narcotic, Prohibition and Alcohol Laws, DEA, Justice	015		1050	011	10,722,034.94
Forfeitures of Unclaimed Money and Property, General Administration, Justice	015		1060	003	134.60
<b>Special Fund Accounts:</b>					
Fines, Penalties, and Forfeitures, Crime Victims Fund, Justice	015	X	5041	001	2,536,910,464.08
Child Pornography Victims Reserve Assessments, Crime Victims Fund, Justice	015	X	5041	004	1,244,813.02
Forfeited Cash and Proceeds from the Sale of Forfeited Property, Justice	015	X	5042	001	1,960,965,775.09
Fines, Penalties, and Forfeitures, Domestic Trafficking Victims' Fund, Office of Justice Programs, Justice	015	X	5606	001	1,983,421.42
Fines, Penalties, and Forfeitures, United States Victims of State Sponsored Terrorism Fund, General Legal Activities, Justice	015	X	5608	001	1,005,545,987.33
Total, Budget Receipts					5,549,794,891.63
<b>Proprietary Receipts from the Public</b>					
<b>General Fund Accounts:</b>					
General Fund Proprietary Interest, Not Otherwise Classified	015		1435	000	23,483.75
General Fund Proprietary Interest, Not Otherwise Classified, FBI, Justice	015		1435	002	5,609.50

## Receipts By Department - Continued

Classification	Account Symbol				Amount
	AID	A	MAIN	SUB	
General Fund Proprietary Interest, Not Otherwise Classified, OJP, Justice	015		1435	004	29,141.97
General Fund Proprietary Interest, Not Otherwise Classified, ATF, Justice	015		1435	007	454.38
General Fund Proprietary Interest, Not Otherwise Classified, BOP, Justice	015		1435	010	4,863.83
General Fund Proprietary Receipts, Not Otherwise Classified, All Other	015		3220	000	18,482,432.72
General Fund Proprietary Receipts, Not Otherwise Classified, All Other, FBI, Justice	015		3220	002	16,376,344.04
General Fund Proprietary Receipts, Not Otherwise Classified, All Other, General Administration, Justice	015		3220	003	374,790,325.36
General Fund Proprietary Receipts, Not Otherwise Classified, All Other, ATF, Justice	015		3220	007	137,271.87
General Fund Proprietary Receipts, Not Otherwise Classified, All Other, BOP, Justice	015		3220	010	1,267,301.82
General Fund Proprietary Receipts, Not Otherwise Classified, All Other, DEA, Justice	015		3220	011	836,533.40
General Fund Proprietary Receipts, Not Otherwise Classified, All Other, USMS, Justice	015		3220	018	505,732.45
<b>Budget Clearing Accounts:</b>					
Collections and/or Payments Default, Justice	015	F	3500	000	-2,644.11
Proceeds of Sales, Personal Property, Justice Management Division	015	F	3845	001	22,762.00
Proceeds of Sales, Personal Property, Federal Bureau of Investigation	015	F	3845	002	-15,661.19
Proceeds of Sales, Personal Property, Drug Enforcement Administration	015	F	3845	011	-93,006.94
Budget Clearing Account (Suspense), Federal Prison System	015	F	3875	010	-316,877.64
Unavailable Check Cancellations and Overpayments (Suspense), General Legal Activities	015	F	3880	001	845.00
Total, Proprietary Receipts from the Public					412,054,912.21
<b>Intrabudgetary Receipts Deducted by Agency</b>					
<b>General Fund Accounts:</b>					
Collections of Receivables from Canceled Accounts	015		3200	000	27,803.67
Collections of Receivables from Canceled Accounts, FBI, Justice	015		3200	002	53,771.26
Collections of Receivables from Canceled Accounts, OJP, Justice	015		3200	004	8,619.97
Collections of Receivables from Canceled Accounts, BOP, Justice	015		3200	010	35,173.01
Collections of Receivables from Canceled Accounts, DEA, Justice	015		3200	011	78,471.35
<b>Special Fund Accounts:</b>					
Earnings on Investments, Assets Forfeiture Fund, Justice	015	X	5042	002	461,351,706.41
Earnings on Investments, United States Trustee System Fund, Justice	015	X	5073	002	9,171,727.48
Earnings on Investments, United States Victims of State Sponsored Terrorism Fund, General Legal Activities, Justice	015	X	5608	002	200,392,808.86
<b>Trust Fund Accounts:</b>					
Payment from the General Fund, Radiation Exposure Compensation Trust Fund, Justice	015	X	8116	001	80,000,000.00
<b>Budget Clearing Accounts:</b>					
IPAC Default, General Administration, Justice	015	F	3502	000	507.32
Undistributed Intragovernmental Payments, Legal Activities	015	F	3885	001	152,831,909.34
Undistributed Intragovernmental Payments, Federal Bureau of Investigation	015	F	3885	002	120,938.36
Total, Intrabudgetary Receipts Deducted by Agency					904,073,437.03
<b>Offsetting Governmental Receipts</b>					
<b>Special Fund Accounts:</b>					
Fees for Bankruptcy Oversight, United States Trustee System Fund, Justice	015	X	5073	001	255,021,327.27
Diversion Control Fee Account	015	X	5131	001	604,439,952.18
Diversion Control Fee, OGV Proceeds, DEA, Justice	015	X	5131	004	822,682.59
Total, Offsetting Governmental Receipts					860,283,962.04
Total, Department of Justice					7,726,207,202.91
<b>Department of Labor</b>					
<b>Budget Receipts</b>					
<b>Special Fund Accounts:</b>					
Fees, HIRE Vets Medallion Award Fund, Departmental Management, Labor	016		5623	001	152,040.00
<b>Trust Fund Accounts:</b>					
Transfers from General Fund of Amounts Equal to FUTA Taxes, Unemployment Trust Fund	016	X	8042	001	8,005,052,647.93
State Accounts, Deposits by States, Unemployment Trust Fund	016	X	8042	003	39,811,466,947.58
Deposits by Railroad Retirement Board, Unemployment Trust Fund	016	X	8042	005	158,718,628.69
Receipts, Relief and Rehabilitation, Longshoremens' and Harbor Workers' Compensation Act, as Amended, Labor	016	X	8130	001	87,867,354.07
Receipts, Relief and Rehabilitation, Workmens' Compensation Act, within the District of Columbia, Labor	016	X	8134	001	5,459,684.00
Transfer from General Fund, Black Lung Benefits Revenue Act Taxes, Black Lung Disability Trust Fund	016	X	8144	001	242,562,840.00
Total, Budget Receipts					48,311,280,142.27
<b>Proprietary Receipts from the Public</b>					
<b>General Fund Accounts:</b>					
General Fund Proprietary Interest, Not Otherwise Classified	016		1435	000	720,936.11
Miscellaneous Recoveries and Refunds, Not Otherwise Classified, Labor	016		3099	000	1,227,255.00
General Fund Proprietary Receipts, Not Otherwise Classified, All Other	016		3220	000	19,592,886.90
<b>Trust Fund Accounts:</b>					
Interest on Unemployment Insurance Loans to States, Federal Unemployment Trust Fund	016	X	8042	004	631,435,240.20
Interest Income, Cash Management Improvement Act, Unemployment Trust Fund	016	X	8042	014	5,399,219.00
Miscellaneous Interest, Black Lung Disability Trust Fund	016	X	8144	004	2,531,467.41
Total, Proprietary Receipts from the Public					660,907,004.62
<b>Intrabudgetary Receipts Deducted by Agency</b>					
<b>General Fund Accounts:</b>					
Collections of Receivables from Canceled Accounts, Labor	016		3200	000	2,111,041.38
<b>Special Fund Accounts:</b>					
Interest on Investments, Panama Canal Commission Compensation Fund, Labor	016	X	5155	002	578,426.28
<b>Trust Fund Accounts:</b>					
Federal Employees Compensation Account Deposits by Federal Agencies, Unemployment Trust Fund	016	X	8042	010	257,278,697.72
Payments from the General Fund for Extending Unemployment Compensation	016	X	8042	013	23,239,951.00
Total, Intrabudgetary Receipts Deducted by Agency					283,208,116.38

# Receipts By Department - Continued

Classification	Account Symbol				Amount
	AID	A	MAIN	SUB	
<b>Undistributed Offsetting Receipts</b>					
<b>Trust Fund Accounts:</b>					
Earnings on Investments, Unemployment Trust Fund	016	X	8042	002	2,275,576,277.97
Earnings on Investments, Relief and Rehabilitation, Longshoreman's and Harbor Workers' Compensation Act, as Amended, Labor	016	X	8130	002	3,299,599.56
Earnings on Investments, Relief and Rehabilitation, Workmen's Compensation Act, within the District of Columbia, Labor	016	X	8134	002	94,221.87
Total, Undistributed Offsetting Receipts					2,278,970,099.40
Total, Department of Labor					51,534,365,362.67
<b>Department of State</b>					
<b>Budget Receipts</b>					
<b>General Fund Accounts:</b>					
Excise Taxes, State	019		0152	000	1,389,330.42
Immigration, Passport, and Consular Fees	019		0830	000	224,650,307.31
<b>Trust Fund Accounts:</b>					
Deductions from Employees' Salaries, Foreign Service Retirement and Disability Fund, State	019	X	8186	001	54,625,230.37
Voluntary Contributions, Donations, Service Credit Payments, Etc., Foreign Service Retirement and Disability Fund, Suspense	019	X	8186	003	972,060.90
Total, Budget Receipts					281,636,929.00
<b>Proprietary Receipts from the Public</b>					
<b>General Fund Accounts:</b>					
General Fund Proprietary Interest, Not Otherwise Classified	019		1435	000	17,018.42
Repatriation Loans, Downward Reestimates of Subsidies, State	019		2776	003	2,560,819.10
General Fund Proprietary Receipts, Not Otherwise Classified, All Other	019		3220	000	4,802,698.05
<b>Special Fund Accounts:</b>					
Sale and Rent of Real Property, International Center, Washington, D.C., State	019	X	5151	001	889,656.72
Consular and Border Security Programs, Expedited Passport Fees, State	019	X	5713	001	396,157,906.24
Consular and Border Security Programs, Passport Security Surcharge, State	019	X	5713	003	1,559,074,897.91
Consular and Border Security Programs, Western Hemisphere Travel Initiative Surcharge, State	019	X	5713	004	492,414,554.08
Consular and Border Security Programs, Machine Readable Visa Fee, State	019	X	5713	005	2,560,960,387.41
Consular and Border Security Programs, Immigrant Visa Security Surcharge, State	019	X	5713	006	54,303,968.95
Consular and Border Security Programs, Affidavit of Support Fee, State	019	X	5713	007	39,139,589.00
Consular and Border Security Programs, Diversity Visa Lottery Fee, State	019	X	5713	008	20,683,962.02
Passport Application and Execution Fee, Consular and Border Security Programs, State	019	X	5713	009	469,540,244.80
<b>Trust Fund Accounts:</b>					
Department of State Unconditional Gift Fund	019	X	8821	001	29,611,836.53
Conditional Gift Fund, General, State	019	X	8822	001	738,109.67
<b>Budget Clearing Accounts:</b>					
Proceeds of Sales, Personal Property (Suspense), State	019	F	3845	000	-773,002.41
Budget Clearing Account (Suspense), State	019	F	3875	000	-37,792,595.41
Budget Clearing Account (Suspense), for CAPPs Only, Office of Finance	019	F	3875	003	-2,041,460.63
Unavailable Check Cancellations and Overpayments (Suspense), Charleston, SC	019	F	3880	069	-186,157.00
Total, Proprietary Receipts from the Public					5,590,102,433.45
<b>Intrabudgetary Receipts Deducted by Agency</b>					
<b>General Fund Accounts:</b>					
Charges for Services to Trust Funds	019		2414	000	6,030.00
Collections of Receivables from Cancelled Accounts, State	019		3200	000	7,705,092.65
<b>Special Fund Accounts:</b>					
Earnings on Investments, International Center, Washington, D. C., State	019	X	5151	002	638,492.16
Federal Payments, International Litigation Fund, State	019	X	5177	002	2,800,000.00
Employing Agency Contributions, Foreign Service National Defined Contributions Retirement Fund, State	019	X	5497	001	47,434,857.08
Interest on Investments, Foreign Service National Defined Contributions Retirement Fund, State	019	X	5497	002	6,440,655.25
Employee Contributions, Foreign Service National Defined Contributions Retirement Fund, State	019	X	5497	005	8,593,428.97
<b>Trust Fund Accounts:</b>					
Receipts from Civil Service Retirement and Disability Fund, Suspense	019	X	8186	005	3,021,646.90
Federal Contribution, Foreign Service Retirement and Disability Fund	019	X	8186	008	609,200,000.00
Foreign Service National Separation Liability Trust Fund, State	019	X	8340	001	30,634,797.70
<b>Budget Clearing Accounts:</b>					
Undistributed Intragovernmental Payments, for CAPPs Only, Office of Finance, State	019	F	3885	003	6,545,799.13
Total, Intrabudgetary Receipts Deducted by Agency					723,020,799.84
<b>Undistributed Offsetting Receipts</b>					
<b>Trust Fund Accounts:</b>					
Earnings on Investments, Foreign Service Retirement and Disability Fund	019	X	8186	002	602,071,309.27
Employing Agency Contributions, Foreign Service Retirement and Disability Fund, Suspense	019	X	8186	004	445,453,863.20
Interest and Earnings on Investments, Israeli Arab Scholarship Program	019	X	8271	002	70,766.26
Earnings on Investments, Center for Middle Eastern-Western Dialogue Trust Fund, State	019	X	8813	002	103,823.78
Earnings on Investments, Conditional Gift Fund, General, State	019	X	8822	002	596,858.68
Earnings on Investments, Eisenhower Exchange Fellowship Program Trust Fund	570	X	8276	002	334,690.45
Total, Undistributed Offsetting Receipts					1,048,631,311.64
Total, Department of State					7,643,391,473.93
<b>Department of Transportation</b>					
<b>Budget Receipts</b>					
<b>Special Fund Accounts:</b>					
Aviation User Fees, Overflight Fees, Federal Aviation Administration, Transportation	069	X	5422	001	158,777,857.15

Receipts By Department - Continued

Classification	Account Symbol				Amount
	AID	A	MAIN	SUB	
<b>Trust Fund Accounts:</b>					
Deposits, Highway Account, (Highway Trust Fund)	069	X	8102	001	37,512,193,420.74
Deposits, Mass Transit Account (Highway Trust Fund)	069	X	8102	011	4,995,064,917.33
Deposits, Airport and Airway Trust Fund	069	X	8103	001	18,292,666,641.21
Drug and Alcohol Clearinghouse Fees, Motor Carrier Safety Operations and Programs, Transportation	069	X	8159	003	7,512,567.55
Total, Budget Receipts					60,966,215,403.98
<b>Proprietary Receipts from the Public</b>					
<b>General Fund Accounts:</b>					
General Fund Proprietary Interest, Not Otherwise Classified	069		1435	000	764,080.53
Maritime (Title XI Loan Program, Downward Reestimates of Subsidies, Maritime Administration, Transportation	069		2728	003	150,017,528.46
Railroad Rehabilitation and Improvement Financing, Negative Subsidies, Office of the Secretary, Transportation	069		2760	001	9,178,761.54
Downward Reestimates, Railroad Rehabilitation and Improvement Program, Office of the Secretary, Transportation	069		2760	003	14,854,783.70
Transportation Infrastructure Finance and Innovation Program, Negative Subsidies, Office of the Secretary, Transportation	069		2768	001	21,320,277.93
Transportation Infrastructure Finance and Innovation Program, Downward Reestimates Subsidies, Office of the Secretary,	069		2768	003	152,192,359.92
General Fund Proprietary Receipts, Not Otherwise Classified, All Other	069		3220	000	372,902,796.84
<b>Special Fund Accounts:</b>					
Fees for Training and Planning, Emergency Preparedness Grant, Pipeline and Hazardous Materials Safety Administration,	069	X	5282	001	28,070,790.00
Property Disposal or Lease Proceeds, Aviation User Fees, Federal Aviation Administration, Transportation	069	X	5422	003	1,233,685.81
<b>Trust Fund Accounts:</b>					
Advances from State Cooperating Agencies and Foreign Governments, Federal Highway Administration	069	X	8054	001	9,410,414.63
Bureau of Transportation Statistics Data Sale, Federal -Aid Highways, FHA, Transportation	069	X	8083	003	12,350.00
Interest Income, Cash Management Improvement Act, Highway Account (Highway Trust Fund)	069	X	8102	014	6,226,399.00
Interest Income, Cash Management Improvement Act, Airport and Airway Trust Fund	069	X	8103	014	35,314.00
Proceeds from Aircraft Sales, Facilities and Equipment, Airport and Airway Trust Fund, Federal Aviation Administration,	069	X	8107	001	3,335,206.48
Licensing and Insuring Fees, Motor Carrier Safety Operations and Programs, Transportation	069	X	8159	001	37,736,834.76
Contributions for Highway Research Program	069	X	8264	001	655,263.00
Gifts and Bequests, Maritime Administration	069	X	8503	001	957,242.59
<b>Budget Clearing Accounts:</b>					
Unavailable Check Cancellations and Overpayments (Suspense), Federal Aviation Administration	069	F	3880	013	67,201.35
Total, Proprietary Receipts from the Public					808,971,290.54
<b>Intrabudgetary Receipts Deducted by Agency</b>					
<b>General Fund Accounts:</b>					
Collections of Receivables from Cancelled Accounts	069		3200	000	1,666,067.48
<b>Trust Fund Accounts:</b>					
Payment From The General Fund, National Surface Transportation and Innovative Finance Bureau Highway Trust Fund Account,	069	X	8634	001	1,328,217,711.72
<b>Budget Clearing Accounts:</b>					
Undistributed Intergovernmental Payments, Federal Aviation Administration	069	F	3885	013	-49,925.04
Total, Intrabudgetary Receipts Deducted by Agency					1,329,833,854.16
<b>Undistributed Offsetting Receipts</b>					
<b>Trust Fund Accounts:</b>					
Earnings on Investments, Highway Trust Fund	069	X	8102	002	6,062,462,578.02
Earnings on Investments, Airport and Airway Trust Fund	069	X	8103	002	492,520,123.58
Total, Undistributed Offsetting Receipts					6,554,982,701.60
<b>Offsetting Governmental Receipts</b>					
<b>General Fund Accounts:</b>					
Registration, Filing, and Permit Fees, Pipeline and Hazardous Materials Administration, Transportation	069		0855	000	572,600.00
<b>Special Fund Accounts:</b>					
Pipeline Safety User Fees, Research and Special Programs Administration	069		5172	000	181,878,834.52
Underground Natural Gas Storage Facility Safety	069		5172	004	7,076,875.21
Total, Offsetting Governmental Receipts					189,528,309.73
Total, Department of Transportation					69,849,531,560.01
<b>Department of the Treasury</b>					
<b>Budget Receipts</b>					
<b>General Fund Accounts:</b>					
Fines, Penalties, and Forfeitures, Not Otherwise Classified	000		1099	000	18,400.00
Forfeitures of Unclaimed Money and Property	003		1060	000	1,185,724.48
Registration and Filing Fees	010		0850	000	1,303,210.00
Filing Fees, The Judiciary	010		0864	000	43,828,038.95
Filing Fees, Bankruptcy, The Judiciary	010		0865	000	338,581.99
Fees for Legal and Judicial Services, Not Otherwise Classified	010		0869	000	36,143,750.02
Forfeitures of Unclaimed Money and Property	010		1060	000	1,644,937.16
Fines, Penalties, and Forfeitures, Not Otherwise Classified	010		1099	000	2,234,632.42
Miscellaneous Fees for Regulatory and Judicial Services, Not Otherwise Classified	012		0891	000	959,490.01
Fines, Penalties, and Forfeitures, Agricultural Laws	012		1010	000	3,310,671.13
Forfeitures of Unclaimed Money and Property	012		1060	000	450,255.96
Fines, Penalties, and Forfeitures, Not Otherwise Classified	012		1099	000	12,491,882.30
Miscellaneous Fees for Regulatory and Judicial Services, Not Otherwise Classified	013		0891	000	788,975.00
Fines, Penalties, and Forfeitures, Customs, Commerce and Antitrust Laws	013		1040	000	60,000,000.00
Fines, Penalties, and Forfeitures, Not Otherwise Classified	013		1099	000	54,680.20
Miscellaneous Fees for Regulatory and Judicial Services, Not Otherwise Classified	014		0891	000	1,806.38
Forfeitures of Unclaimed Money and Property	014		1060	000	225,036.06
Fines, Penalties, and Forfeitures, Not Otherwise Classified	014		1099	000	10,846,140.45
Miscellaneous Fees for Regulatory and Judicial Services, Not Otherwise Classified	015		0891	000	5,268,625.50
Forfeitures of Unclaimed Money and Property, DEA, Justice	015		1060	002	173,131.96
Forfeitures of Unclaimed Money and Property, BOP, Justice	015		1060	010	-30,434.84
Fines, Penalties, and Forfeitures, Not Otherwise Classified	015		1099	000	45,717.50
Fines, Penalties, and Forfeitures, Not Otherwise Classified, FBI, Justice	015		1099	002	4,573.71
Fines, Penalties, and Forfeitures, Not Otherwise Classified, General Administration, Justice	015		1099	003	-46,160,650.03

# Receipts By Department - Continued

Classification	Account Symbol				Amount
	AID	A	MAIN	SUB	
Fines, Penalties, and Forfeitures, Not Otherwise Classified, ATF, Justice	015		1099	007	1,212,830.34
Fines, Penalties, and Forfeitures, Not Otherwise Classified, BOP, Justice	015		1099	010	7,444.56
Fees for Legal and Judicial Services, Not Otherwise Classified	016		0869	000	470.06
Fines, Penalties, and Forfeitures, Immigration and Labor Laws	016		1030	000	255,053,814.85
Fines, Penalties, and Forfeitures, Mine Safety and Health Administration	016		1080	000	46,966,713.81
Fines, Penalties, and Forfeitures, Not Otherwise Classified	016		1099	000	3,047,253.91
Forfeitures of Unclaimed Money and Property	017		1060	000	196,814.90
Fines, Penalties, and Forfeitures, Not Otherwise Classified	017		1099	000	657,219.96
Fees for Legal and Judicial Services, Not Otherwise Classified	019		0869	000	4,700.00
Miscellaneous Fees for Regulatory and Judicial Services, Not Otherwise Classified	019		0891	000	139,308.26
Forfeitures of Unclaimed Money and Property	019		1060	000	420,310.16
Fines, Penalties, and Forfeitures, Not Otherwise Classified	019		1099	000	47,711,250.00
Withheld Individual Income and FICA Taxes	020		0101	000	1,766,591,368,458.91
Individual Income Tax, Other	020		0110	000	958,868,147,824.94
Corporation Income and Excess Profits Taxes	020		0111	000	565,036,107,313.31
Excise Taxes	020		0152	000	10,969,115,926.50
Excise Taxes-TTB	020		0152	010	15,493,261,021.53
Estate and Gift Taxes	020		0153	000	32,867,889,578.42
Duties on Imports	020		0310	000	57,065,398,891.17
Deposit of Earnings, Federal Reserve System	020		0650	000	3,130,982,471.65
Registration and Filing Fees	020		0850	000	2,300.00
Miscellaneous Fees for Regulatory and Judicial Services, Not Otherwise Classified	020		0891	000	777,663,746.76
Refunding Internal Revenue Collections (Indefinite), Treasury	020	X	0903	000	-333,914,315,277.14
Forfeitures of Unclaimed Money and Property -FSM	020		1060	018	9,630,949.24
Forfeitures of Unclaimed Money and Property -FSD	020		1060	070	82,733.50
Fines, Penalties, and Forfeitures, Not Otherwise Classified, Departmental Offices, Treasury	020		1099	001	67,285,038.26
Fines, Penalties, and Forfeitures, Not Otherwise Classified, Inspector General For Tax Administration, Treasury	020		1099	004	3,402.54
Fines, Penalties, and Forfeitures, Not Otherwise Classified, Office of Inspector General, Treasury	020		1099	008	12.30
Fines, Penalties, and Forfeitures, Not Otherwise Classified, Internal Revenue Service, Treasury	020		1099	009	127,935.43
Fines, Penalties, and Forfeitures, Not Otherwise Classified, Bureau of the Fiscal Service, Treasury	020		1099	012	319.62
Fines, Penalties, and Forfeitures, Not Otherwise Classified, Bureau of Engraving and Printing, Treasury	020		1099	013	27.18
Fines, Penalties, and Forfeitures, Not Otherwise Classified, United States Mint, Treasury	020		1099	016	724.90
Fines, Penalties, and Forfeitures, Not Otherwise Classified, Fiscal Services Miscellaneous, Treasury	020		1099	018	263,001,602.33
Fines, Penalties, and Forfeitures, Not Otherwise Classified, Internal Revenue Service/Revenue, Treasury	020		1099	019	47,643,833.30
Fines, Penalties, and Forfeitures, Not Otherwise Classified, Financial Crimes Enforcement Network, Treasury	020		1099	046	210.24
Fines, Penalties, and Forfeitures, Not Otherwise Classified, D.C. Pensions Fund, Treasury	020		1099	056	6,077.45
Fines, Penalties, and Forfeitures, Not Otherwise Classified, Fiscal Services Debt, Treasury	020		1099	070	257,629.34
Fines, Penalties, and Forfeitures, Not Otherwise Classified, Office of the Comptroller of Currency, Treasury	020		1099	071	405,520,482.12
Refund of Moneys Erroneously Received and Covered (Indefinite), Treasury	020	X	1807	000	-16,313,644.42
Users Fees for IRS Ruling and Determination	020		2411	000	2,438,467.48
Recovery from Airport and Airway Trust Fund for Refunds of Taxes	020		3094	000	-166,701,028.13
Miscellaneous Fees for Regulatory and Judicial Services, Not Otherwise Classified	021		0891	000	421,335.12
Forfeitures of Unclaimed Money and Property	021		1060	000	73,794.09
Fines, Penalties, and Forfeitures, Not Otherwise Classified	021		1099	000	-4,020.23
Fees for Legal and Judicial Services, Not Otherwise Classified	023		0869	000	42,330.00
Fines, Penalties, and Forfeitures, Not Otherwise Classified	027		1099	000	258,394,237.83
Fines, Penalties, and Forfeitures, Not Otherwise Classified, Social Security Administration	028		1099	000	9,290.04
Fines, Penalties, and Forfeitures, Customs, Commerce and Antitrust Laws	029		1040	000	15,994,957.70
Fines, Penalties, and Forfeitures, Not Otherwise Classified	031		1099	000	355,765.12
Fees for Legal and Judicial Services, Not Otherwise Classified	036		0869	000	43.00
Forfeitures of Unclaimed Money and Property	036		1060	000	55,379.32
Fines, Penalties, and Forfeitures, Not Otherwise Classified	036		1099	000	661,959.09
Fines, Penalties, and Forfeitures, Not Otherwise Classified	047		1099	000	235,969.34
Fines, Penalties, and Forfeitures, Not Otherwise Classified, National Science Foundation	049		1099	000	90,727.97
Registration, Filing and Transaction Fees, Securities and Exchange Commission	050		0850	150	850,875,892.79
Forfeitures of Unclaimed Money and Property	050		1060	000	9,609.77
Fines, Penalties, and Forfeitures, Not Otherwise Classified	050		1099	000	860,125,933.56
Fines, Penalties, and Forfeitures, Not Otherwise Classified, Federal Deposit Insurance Corporation	051		1099	000	8,466,597.72
Miscellaneous Fees for Regulatory and Judicial Services, Not Otherwise Classified	057		0891	000	75.28
Forfeitures of Unclaimed Money and Property	057		1060	000	392,478.99
Fines, Penalties, and Forfeitures, Not Otherwise Classified	057		1099	000	35,500.00
Fines, Penalties, and Forfeitures, Customs, Commerce and Antitrust Laws	061		1040	000	36,500,000.00
Fines, Penalties, and Forfeitures, Not Otherwise Classified	061		1099	000	28.31
Fines, Penalties, and Forfeitures, Not Otherwise Classified	065		1099	000	2,305,325.91
Fines, Penalties, and Forfeitures, Not Otherwise Classified	068		1099	000	1,626,950,201.87
Fines, Penalties, and Forfeitures, Customs, Commerce and Antitrust Laws	069		1040	000	46,355,872.14
Forfeitures of Unclaimed Money and Property	069		1060	000	15,428.98
Fines, Penalties, and Forfeitures, Not Otherwise Classified	069		1099	000	655,694.79
Refunds and Drawbacks, United States Customs Service (Indefinite), Treasury	070	X	0505	000	-6,734,935,527.25
Registration and Filing Fees	070		0850	000	1,179,200.54
Fines, Penalties, and Forfeitures, Immigration and Labor Laws	070		1030	000	10,223,061.13
Fines, Penalties, and Forfeitures, Customs, Commerce and Antitrust Laws	070		1040	000	480,503,980.70
Forfeiture of Unclaimed Money and Property	070		1060	000	535,941.59
Fines, Penalties, and Forfeitures, Not Otherwise Classified	070		1099	000	450,411.64
Fines, Penalties, and Forfeitures, Not Otherwise Classified	080		1099	000	21,327.35
Fines, Penalties, and Forfeitures, Not Otherwise Classified, Armed Forces Retirement Home	084		1099	000	1,066.17
Fines, Penalties, and Forfeitures, Not Otherwise Classified	086		1099	000	2,911.28
Fines, Penalties, and Forfeitures, Not Otherwise Classified, National Archives and Records Administration	088		1099	000	4,311.05
Fines, Penalties, and Forfeitures, Not Otherwise Classified	089		1099	000	6,058,977.13
Fines, Penalties, and Forfeitures, Not Otherwise Classified	091		1099	000	17,036,416.37
Miscellaneous Fees for Regulatory and Judicial Services, Not Otherwise Classified	096		0891	000	2,762,692.48
Forfeitures of Unclaimed Money and Property	096		1060	000	1,962.11
Fines, Penalties, and Forfeitures, Not Otherwise Classified	096		1099	000	101,403.08
Fines, Penalties, and Forfeitures, Not Otherwise Classified	097		1099	000	2,374,009.97
Registration and Filing Fees	339		0850	140	1,262,124.00
Fines, Penalties, and Forfeitures, Not Otherwise Classified, Commodity Futures Trading Commission	339		1099	140	425,373,208.48
Fees for Legal and Judicial Services, Not Otherwise Classified, Court of Appeals for Veterans Affairs	345		0869	042	122,444.00
Fines, Penalties, and Forfeitures, Not Otherwise Classified, Federal Election Commission	360		1099	160	933,436.66
Fines, Penalties, and Forfeitures, Not Otherwise Classified, Federal Mine Safety and Health Review Commission	368		1099	028	122.40
Fines, Penalties, and Forfeitures, Corporation for National Services	485		1099	055	6,520.80
Fines, Penalties, and Forfeitures, Not Otherwise Classified, Bureau of Consumer Financial Protection	581		1099	085	3,933,057.02
<b>Special Fund Accounts:</b>					
Presidential Election Campaign Fund	020	X	5081	001	21,403,197.00
Enrolled Agent Fees Increase, Internal Revenue Service, Miscellaneous Retained Fees, Treasury	020	X	5432	004	8,628,700.49
Tax Preparer Registration Fees, IRS Miscellaneous Retained Fees, Internal Revenue Service, Treasury	020	X	5432	006	9,546,125.00
Fees, Private Collection Agent Program, Internal Revenue Service, Treasury	020	X	5510	001	63,518,942.54
Fees and Assessments, Financial Research Fund, Departmental Offices, Treasury	020	X	5590	001	122,084,406.00
Fees, Special Compliance Personnel Program, Internal Revenue Service, Treasury	020	X	5622	001	139,254,857.89
Antidumping and Countervailing Duties, Continued Dumping and Subsidy Offset, United States Customs Service	020	X	5688	001	18,956,422.22
Forfeited Cash and Proceeds from the Sale of Forfeited Properties, Treasury Forfeiture Fund	020	X	5697	001	2,065,831,017.03
Deposits, Internal Revenue Collections for Puerto Rico	020	X	5737	001	393,907,569.58

## Receipts By Department - Continued

Classification	Account Symbol				Amount
	AID	A	MAIN	SUB	
<b>Trust Fund Accounts:</b> Administrative and Civil Penalties, Gulf Coast Restoration Trust Fund, Bureau of the Fiscal Service, Treasury	020	X	8625	001	303,448,276.00
<b>Budget Clearing Accounts:</b> Unidentified Cash Collections, Federal Tax Deposits, Internal Revenue Service, Ogden, Utah	020	F	3820	029	-190,858,897.03
Total, Budget Receipts					3,078,871,846,419.77
<b>Proprietary Receipts from the Public</b>					
<b>General Fund Accounts:</b> Contributions to "Conscience Fund"	010		1210	000	806.34
Gifts to the United States, Not Otherwise Classified	010		1299	000	1,025.47
Contributions to "Conscience Fund"	020		1210	000	9,204.05
Contributions to "Conscience Fund"-FSM	020		1210	018	4,800.00
Gifts to the United States, Not Otherwise Classified-FSM	020		1209	018	1,295,218.53
General Fund Proprietary Interest, Not Otherwise Classified, Departmental Offices, Treasury	020		1435	001	445,021.74
General Fund Proprietary Interest, Not Otherwise Classified, Inspector General For Tax Administration, Treasury	020		1435	004	35.39
General Fund Proprietary Interest, Not Otherwise Classified, Office Of Inspector General, Treasury	020		1435	008	90.13
General Fund Proprietary Interest, Not Otherwise Classified, Internal Revenue Service, Treasury	020		1435	009	33,970.56
General Fund Proprietary Interest, Not Otherwise Classified, Alcohol and Tax and Trade Bureau, Treasury	020		1435	010	165.04
General Fund Proprietary Interest, Not Otherwise Classified, Bureau of the Fiscal Service, Treasury	020		1435	012	161.88
General Fund Proprietary Interest, Not Otherwise Classified, Bureau of Engraving and Printing, Treasury	020		1435	013	4.53
General Fund Proprietary Interest, Not Otherwise Classified, United States Mint, Treasury	020		1435	016	134.44
General Fund Proprietary Interest, Not Otherwise Classified, Fiscal Services Miscellaneous, Treasury	020		1435	018	3,000,143.87
General Fund Proprietary Interest, Not Otherwise Classified, Fiscal Services Umbrella, Treasury	020		1435	023	1,053,512.62
General Fund Proprietary Interest, Not Otherwise Classified, Financial Crimes Enforcement Network, Treasury	020		1435	026	7.49
General Fund Proprietary Interest, Not Otherwise Classified, D.C. Pensions Fund, Treasury	020		1435	056	2,093.81
General Fund Proprietary Interest, Not Otherwise Classified, Office of Internal Affairs, Exchange Stabilization Fund,	020		1435	065	3,797,223.26
General Fund Proprietary Interest, Not Otherwise Classified, Fiscal Services Debt, Treasury	020		1435	070	81,029.49
General Fund Proprietary Interest, Not Otherwise Classified, Departmental Franchise Fund, Treasury	020		1435	074	27.32
Interest Payments from States, Cash Management Improvement, Treasury	020		1450	000	151,927,155.00
Interest on Quota in International Monetary Fund (Article V, Section 9), Treasury	020		1463	001	1,167,312,279.75
Interest on Loans to International Monetary Fund, Treasury	020		1463	002	1,883,324.33
Interest Received on Loans and Credits to Foreign Nations, Treasury	020		1464	000	129,509.18
Interest Received from Credit Reform Financing Accounts	020		1499	000	47,714,213,250.55
Net Gains on Transactions in Foreign Currencies, Treasury Securities, Treasury	020		1682	000	17,822,248.70
GSE Fees Pursuant to P.L. 112-78 Sec. 401	020		2485	000	6,327,546,819.02
Community Development Financial Institutions Fund, Negative Subsidies, Treasury	020		2677	001	7,473,199.08
Economic Stabilization, Downward Reestimates of Subsidies, Treasury	020		2691	003	45,674,127.10
Community Development Financial Institutions Fund, Downward Re-Estimates of Subsidies	020		2763	003	4,844,416.44
Small Business Lending Fund Direct Loans, Downward Reestimates of Subsidies, Departmental Offices, Treasury	020		2784	003	4,300.79
GSE Mortgage-Backed Securities Direct Loans, Downward Reestimates of Subsidies, Departmental Offices, Treasury	020		2792	003	38,379,451.04
Troubled Asset Relief Program, Downward Reestimates of Subsidies, Departmental Offices, Treasury	020		2792	003	380,136.68
Repayment of Loans and Credits to Foreign Nations, Treasury	020		2869	000	199,373.84
Proceeds, Air Carrier Equity Related Transactions, Treasury	020		2897	000	627,913,297.34
General Fund Proprietary Receipts, Not Otherwise Classified, All Other, Departmental Offices, Treasury	020		3220	001	17,386,748.02
General Fund Proprietary Receipts, Not Otherwise Classified, All Other, Inspector General For Tax Administration, Treasury	020		3220	004	75.00
General Fund Proprietary Receipts, Not Otherwise Classified, All Other, Office of Inspector General, Treasury	020		3220	008	7,833,993.94
General Fund Proprietary Receipts, Not Otherwise Classified, All Other, Internal Revenue Service, Treasury	020		3220	009	282,520.47
General Fund Proprietary Receipts, Not Otherwise Classified, All Other, Alcohol and Tobacco Tax and Trade Bureau, Treasury	020		3220	010	745.69
General Fund Proprietary Receipts, Not Otherwise Classified, All Other, Bureau of the Fiscal Service, Treasury	020		3220	012	141,773,099.60
General Fund Proprietary Receipts, Not Otherwise Classified, All Other, United States Mint, Treasury	020		3220	016	250.00
General Fund Proprietary Receipts, Not Otherwise Classified, All Other, Fiscal Service Miscellaneous, Treasury	020		3220	018	14,882,956.28
General Fund Proprietary Receipts, Not Otherwise Classified, All Other, Internal Revenue Service/Revenue, Treasury	020		3220	019	158,797,846.52
General Fund Proprietary Receipts, Not Otherwise Classified, All Other, Financial Crimes Enforcement Network, Treasury	020		3220	046	100.00
General Fund Proprietary Receipts, Not Otherwise Classified, All Other, Departmental Franchise Fund, Treasury	020		3220	074	25.00
Contributions to "Conscience Fund"	021		1210	000	1,773.56
General Fund Proprietary Receipts, Not Otherwise Classified, All Other	025		3220	000	3,734.50
Contributions to the Conscience Fund	070		1210	000	93,272.35
Proceeds, Grants for Emergency Mortgage Relief Derived from Emergency Homeowner's Relief Fund	086		2891	000	1,627,767.07
General Fund Proprietary Interest, Not Otherwise Classified	088		1435	000	951.49
<b>Special Fund Accounts:</b> Gifts to the United States to Reduce Debt Held by the Public, Bureau of the Fiscal Service, Treasury	020	X	5080	001	2,675,220.89
New Installment Agreements, Internal Revenue Service, Miscellaneous Retained Fees, Treasury	020	X	5432	001	140,850,274.24
Restructured Installment Agreements, Internal Revenue Service, Miscellaneous Retained Fees, Treasury	020	X	5432	003	69,361,231.20
General Fees, Internal Revenue Service	020	X	5432	005	133,336,934.39
Photocopying and Historical Conservation Easement Fees, IRS Miscellaneous Retained Fees, Treasury	020	X	5432	007	2,365,760.25
Non-Federal Fee, Debt Collection Fund, Bureau of the Fiscal Service, Treasury	020	X	5445	001	187,983,331.82
Interest, Financial Research Fund, Departmental Offices, Treasury	020	X	5590	002	6,078,983.43
<b>Trust Fund Accounts:</b> Affordable Housing Allocations, Capital Magnet Fund, Departmental Offices, Treasury	020	X	8524	004	105,471,015.55
Gifts and Bequests, Treasury	020	X	8790	001	1,448,667.88
<b>Budget Clearing Accounts:</b> Deposits of Litigations, Internal Revenue Service, Treasury	020	F	3844	000	26,812,471.15
Proceeds of Sales, Personal Property, Treasury Inspector General for Tax Administration	020	F	3845	004	7,344.80
Proceeds of Sales, Personal Property, Internal Revenue Service	020	F	3845	009	98.70
Budget Clearing Account (Suspense), Internal Revenue Service	020	F	3875	009	-8.00
Budget Clearing Account (Suspense), Bureau of the Fiscal Service, Treasury	020	F	3875	012	.02
Budget Clearing Account (Suspense), Bureau of the Fiscal Service	020	F	3875	017	8,852,762.08
Debt Collection Collections	020	F	3887	001	-62,371.36
Total, Proprietary Receipts from the Public					57,143,295,141.33
<b>Intrabudgetary Receipts Deducted by Agency</b>					
<b>General Fund Accounts:</b> Interest on Advances to Colorado River Dam Fund, Boulder Canyon Project	014		1427	000	316,033.27
Interest on Loans from the Presidio Trust	020		1338	000	7,647,205.88
Interest on Loans and Federal Investment, Bonneville Power Administration Fund, Energy	020		1351	000	196,018,971.69
Interest on Loans to Western Area Power Administration, Energy	020		1360	000	2,310,946.34
Interest on Loans to Commodity Credit Corporation	020		1401	000	572,817,480.45
Interest on Loans to Federal Financing Bank, Treasury	020		1418	000	3,919,903,412.27
Interest on Loans to National Flood Insurance Fund, Federal Emergency Management Agency	020		1433	000	619,437,500.00
Interest Payments on Advances to the Black Lung Disability Trust Fund	020		1495	000	280,364,524.37
Interest on Advances to the Railroad Retirement Account	020		1497	000	150,136,443.49
Interest on Loans or Advances to the Extended Unemployment Compensation Account, Bureau of the Fiscal Service, Treasury	020		1501	010	141,194,804.79
Interest on Loans or Advances to the Federal Unemployment Account, Bureau of the Fiscal Service, Treasury	020		1501	020	396,147,244.33
Charges for Administrative Expenses of Social Security Act, as Amended	020		2416	000	950,131,740.90
Recoveries from Federal Agencies for Settlement of Claims for Contract Disputes	020		3101	000	99,056,893.01

# Receipts By Department - Continued

673

Classification	Account Symbol				Amount
	AID	A	MAIN	SUB	
Reimbursements from Federal Agencies for Payments Made as a Result of Discriminatory Conduct	020		3112	000	11,814,044.88
Collections of Receivables from Canceled Accounts, Internal Revenue Service, Treasury	020		3200	009	259,767.87
Collections of Receivables from Canceled Accounts, Community Development Financial Institution, Treasury	020		3200	028	12,309,518.44
Interest on Advances to Small Business Administration	073		1428	000	69,170.01
<b>Special Fund Accounts:</b>					
Underpayment and Fraud Collection, Internal Revenue Service	020	X	5433	001	87,924,367.14
Federal Fee, Debt Collection Fund, Bureau of the Fiscal Service, Treasury	020	X	5445	004	34,914,856.78
Earnings on Investments, Treasury Forfeiture Fund	020	X	5697	002	267,586,119.21
<b>Budget Clearing Accounts:</b>					
Undistributed Intragovernmental Payments, Treasury	020	F	3885	001	-11,190,034.79
Undistributed Intergovernmental Payments, Internal Revenue Service	020	F	3885	011	2,809,675.58
Total, Intradepartmental Receipts Deducted by Agency					7,741,980,685.91
<b>Undistributed Offsetting Receipts</b>					
<b>Trust Fund Accounts:</b>					
Earnings on Investments, Lower Brule Sioux Tribe Terrestrial Wildlife Habitat Restoration Trust Fund, Bureau of the Fiscal	020	X	8207	002	372,417.80
Earnings on Investments, Cheyenne River Sioux Tribe Terrestrial Wildlife Habitat Restoration Trust Fund, Bureau of the Fiscal	020	X	8209	002	1,082,367.40
Earnings on Investments, Gulf Coast Restoration Trust Fund, Bureau of the Fiscal Service, Treasury	020	X	8625	002	135,479,813.67
Earnings on Investments, Gifts and Bequests, Treasury	020	X	8790	002	127,977.39
Total, Undistributed Offsetting Receipts					137,062,576.26
Total, Department of the Treasury					3,143,894,184,823.27
<b>Department of Veterans Affairs</b>					
<b>Proprietary Receipts from the Public</b>					
<b>General Fund Accounts:</b>					
General Fund Proprietary Interest, Not Otherwise Classified	036		1435	000	3,981,046.18
Contributions from Military Personnel, Veterans Administration Educational Assistance Act of 1984	036		2473	000	39,518,160.03
Guaranty and Indemnity Direct Loan Finance, Downward Reestimates of Subsidies, Veterans Affairs	036		2733	003	149,071,852.77
Native American Veterans Housing Loans, Negative Subsidies, Veterans Affairs	036		2751	001	1,784,541.37
Native American Veterans Housing Loans, Downward Reestimates, Veterans Affairs	036		2751	003	5,901,455.70
Veterans Housing Benefit Loan Program, Negative Subsidies, Department of Veterans Affairs	036		2755	001	5,077,305,824.60
Vocational Rehabilitation and Employment Direct Loan Financing, Downward Reestimates of Subsidies, Veterans Affairs	036		2767	003	27,421.68
General Fund Proprietary Receipts, Not Otherwise Classified, All Other	036		3220	000	24,979,656.81
<b>Special Fund Accounts:</b>					
Medical Care Collections Fund, Veterans Affairs	036	X	5287	001	360,715,298.67
Medical Care Collections Fund, First Party Collections, Veterans Affairs	036	X	5287	003	135,336,594.82
Medical Care Collections Fund, Third Party Collections, Veterans Affairs	036	X	5287	004	2,689,830,663.37
Medical Care Collections Fund, Asset Sales, Veterans Affairs	036	X	5287	005	12,907.40
Parking Fee, Medical Care Collections Fund, Veterans Affairs	036	X	5287	006	4,120,641.77
Compensated Work Therapy, Medical Care Collections Fund, Veterans Affairs	036	X	5287	007	45,739,076.80
Medical Care Collections Fund, Long-Term Care Co-Payments, Veterans Affairs	036	X	5287	009	1,592,116.35
Medical Care Collections Enhanced-Use Lease Proceeds, Veterans Affairs	036	X	5287	010	836,297.28
Medical Care Collections Fund, Third Party Prescription Claims, Veterans Affairs	036	X	5287	011	148,367,083.12
Medical Care Collections Fund, Fee Basis Third Party Collections, Veterans Affairs	036	X	5287	013	605,109,479.31
Medical Care Collections Fund, Fee Basis First Party Collections, Veterans Affairs	036	X	5287	014	15,247,514.88
Lease of Land and Buildings, National Cemetery Administration Facilities Operation Fund, Veterans Affairs	036	X	5392	001	352,177.17
<b>Trust Fund Accounts:</b>					
Department of Veterans Affairs Cemetery Gift Fund, Veterans Affairs	036	X	8129	001	240,803.03
Premium and Other Receipts, National Service Life Insurance Fund	036	X	8132	001	9,143,736.30
Deposits, General Post Fund, National Homes, Veterans Affairs	036	X	8180	001	17,277,748.46
<b>Budget Clearing Accounts:</b>					
Proceeds of Sales, Personal Property (Suspense), Veterans Affairs	036	F	3845	000	413,702.61
Budget Clearing Account (Suspense), Veterans Affairs	036	F	3875	000	72,258,230.01
Total, Proprietary Receipts from the Public					9,409,164,030.49
<b>Intradepartmental Receipts Deducted by Agency</b>					
<b>General Fund Accounts:</b>					
Collections of Receivables from Canceled Accounts, Veterans Affairs	036		3200	000	72,560,957.78
<b>Special Fund Accounts:</b>					
Payments from Compensation and Pension, Medical CRE Collections Fund, Veterans Affairs	036	X	5287	008	2,493,373.09
<b>Budget Clearing Accounts:</b>					
Undistributed Intragovernmental Payments, Veterans Affairs	036	F	3885	000	-324,786,200.25
Total, Intradepartmental Receipts Deducted by Agency					-249,731,869.38
<b>Undistributed Offsetting Receipts</b>					
<b>Trust Fund Accounts:</b>					
Earnings on Investments, National Service Life Insurance Fund	036	X	8132	002	19,661,974.04
Premium and Other Receipts, United States Government Life Insurance Fund	036	X	8150	001	105.85
Earnings on Investments, United States Government Life Insurance Fund	036	X	8150	002	32,683.68
Earnings on Investments, General Post Fund, National Homes	036	X	8180	002	6,866,510.18
Total, Undistributed Offsetting Receipts					26,561,273.75
Total, Department of Veterans Affairs					9,185,993,434.86
<b>Corps of Engineers</b>					
<b>Budget Receipts</b>					
<b>Special Fund Accounts:</b>					
Licenses Under Federal Power Act, Improvement of Navigable Waters, Maintenance and Operation of Dams, Etc.	096		5125	000	13,390,793.32
<b>Trust Fund Accounts:</b>					
Transfer from General Fund, Inland Waterways Revenue Act Taxes, Inland Waterways Trust Fund	096	X	8861	001	106,638,922.53
Transfers from General Fund of Amounts Equal to Certain Taxes, Harbor Maintenance Trust Fund	096	X	8863	001	1,891,172,135.33

## Receipts By Department - Continued

Classification	Account Symbol				Amount
	AID	A	MAIN	SUB	
Total, Budget Receipts					2,011,201,851.18
<b>Proprietary Receipts from the Public</b>					
<b>General Fund Accounts:</b>					
General Fund Proprietary Interest, Not Otherwise Classified	096		1435	000	19,630,771.44
General Fund Proprietary Receipts, Not Otherwise Classified, All Other	096		3220	000	78,004,585.57
<b>Special Fund Accounts:</b>					
Special Recreation Use Fees, Army, Corps of Engineers, Civil	096		5007	000	65,592,379.38
Hydraulic Mining in California, Tax, Debris Reservoirs	096		5066	001	282,905.29
Receipts from Leases of Lands Acquired for Flood Control, Navigation, and Allied Purposes	096		5090	000	20,260,230.86
User Fees, Fund for Non-Federal Use of Disposal Facilities, Corps of Engineers	096		5493	001	1,975,342.57
Fees, Interagency America the Beautiful Pass Revenues, Corps of Engineers-Civil	096		5570	001	2,479,109.48
Fees, Special Use Permit Fees, Corps of Engineers-Civil	096	X	5607	001	1,300,068.90
<b>Trust Fund Accounts:</b>					
Contributions and Advances, Rivers and Harbors, Corps of Engineers	096	X	8862	001	739,446,476.16
Total, Proprietary Receipts from the Public					928,971,869.65
<b>Intrabudgetary Receipts Deducted by Agency</b>					
<b>Budget Clearing Accounts:</b>					
Undistributed Intragovernmental Payments, Corps of Engineers	096	F	3885	000	-35,452.52
Total, Intrabudgetary Receipts Deducted by Agency					-35,452.52
<b>Undistributed Offsetting Receipts</b>					
<b>Trust Fund Accounts:</b>					
Earnings on Investments, South Dakota Terrestrial Wildlife Habitat Restoration Trust Fund	096	X	8217	002	3,045,179.74
Earnings on Investments, Inland Waterways Trust Fund	096	X	8861	002	16,751,995.55
Earnings on Investments, Harbor Maintenance Trust Fund	096	X	8863	002	581,523,203.58
Total, Undistributed Offsetting Receipts					601,320,378.87
Total, Corps of Engineers					3,541,458,647.18
<b>Other Defense Civil Programs</b>					
<b>Budget Receipts</b>					
<b>Trust Fund Accounts:</b>					
Deductions, Armed Forces Retirement Home Trust Fund, Armed Forces Retirement Home	084	X	8522	001	6,461,299.32
Fines and Forfeitures, Armed Forces Retirement Home Trust Fund, Armed Forces Retirement Home	084	X	8522	003	17,476,633.15
Total, Budget Receipts					23,937,932.47
<b>Proprietary Receipts from the Public</b>					
<b>General Fund Accounts:</b>					
General Fund Proprietary Receipts, Not Otherwise Classified, All Other	074		3220	000	20,123.10
<b>Special Fund Accounts:</b>					
Sale of Hunting and Fishing Permits, Military Reservations	017	X	5095	001	121,794.08
Sale of Hunting and Fishing Permits, Military Reservations	021	X	5095	001	-23,570.88
Reserve Account, Forest Products Program, Defense	021	X	5285	001	14,091,154.55
Concessions Fees, Army National Military Cemeteries, Army	021		5602	001	944,704.00
Sale of Hunting and Fishing Permits, Military Reservations	057	X	5095	001	1,548,039.59
<b>Trust Fund Accounts:</b>					
Contributions, American Battle Monuments Commission	074	X	8569	001	258,473.02
Other Receipts, Armed Forces Retirement Home Trust Fund, Armed Forces Retirement Home	084	X	8522	004	16,793,840.69
Gifts, Armed Forces Retirement Home Trust Fund, Armed Forces Retirement Home	084	X	8522	005	53,929.35
Property Sales/Leases, Armed Forces Retirement Home Trust Fund, Armed Forces Retirement Home	084	X	8522	006	3,458,745.17
Total, Proprietary Receipts from the Public					37,267,232.67
<b>Intrabudgetary Receipts Deducted by Agency</b>					
<b>General Fund Accounts:</b>					
General Fund Proprietary Interest, Not Otherwise Classified, Armed Forces Retirement Home	084		1435	000	143.31
<b>Special Fund Accounts:</b>					
Earnings on Investments, DOD Medicare-Eligible Retiree Health Care Fund	097	X	5472	002	18,647,530,042.31
Federal Contributions, DOD Medicare-Eligible Retiree Health Care Fund	097	X	5472	003	9,584,000,000.00
<b>Trust Fund Accounts:</b>					
General Fund Payment to the Armed Forces Retirement Home, Armed Forces Retirement Home Trust Fund, Armed Forces Retirement Home	084	X	8522	008	25,000,000.00
Federal Contribution, Department of Defense Military Retirement Fund	097	X	8097	003	151,521,000,000.00
Employing Agency Contributions, Department of Defense, Education Benefits Fund	097	X	8098	001	35,684,066.00
Total, Intrabudgetary Receipts Deducted by Agency					179,813,214,251.62
<b>Undistributed Offsetting Receipts</b>					
<b>Special Fund Accounts:</b>					
Non-DOD Employing Agency Contributions, DOD Medicare-Eligible Retiree Health Care Fund	097	X	5472	001	303,909,303.00
Department of Defense Contributions, DOD Retiree Health Care Fund	097	X	5472	005	10,533,354,000.00
<b>Trust Fund Accounts:</b>					
Interest from Investments, Armed Forces Retirement Home Trust Fund, Armed Forces Retirement Home	084	X	8522	002	10,024,184.25
Employing Agency Contributions, Department of Defense Military Retirement Fund	097	X	8097	001	24,931,401,307.03
Earnings on Investments, Department of Defense Military Retirement Fund	097	X	8097	002	67,903,910,774.05
Federal Contributions (Concurrent Receipt Accruals), Military Retirement Fund	097	X	8097	004	19,874,141,000.00
Earnings on Investments, Department of Defense Education Benefits Fund	097	X	8098	002	23,303,067.41



# Receipts By Department - Continued

Classification	Account Symbol				Amount
	AID	A	MAIN	SUB	
Total, Undistributed Offsetting Receipts					123,580,043,635.74
Total, Other Defense Civil Programs					303,454,463,052.50
<b>Environmental Protection Agency</b>					
<b>Budget Receipts</b>					
<b>Trust Fund Accounts:</b>					
Transfer from General Fund of Amounts Equal to Certain Taxes, Hazardous Substance Superfund	068	X	8145	001	1,405,388,261.68
Fines and Penalties, Hazardous Substance Superfund	068	X	8145	003	571,549.38
Transfers from General Fund of Amounts Equal to Certain Taxes, Leaking Underground Storage Tank Trust Fund	068	X	8153	001	208,370,973.54
Total, Budget Receipts					1,614,330,784.60
<b>Proprietary Receipts from the Public</b>					
<b>General Fund Accounts:</b>					
General Fund Proprietary Interest, Not Otherwise Classified	068		1435	000	28,127,211.53
Water Infrastructure Finance and Innovation Downward Reestimate Receipt Account, Environmental Protection Agency	068		2683	003	24,930,775.60
General Fund Proprietary Receipts, Not Otherwise Classified, All Other	068		3220	000	605,751.93
Cellulosic Biofuel Waiver Credits, Renewal Fuel Program, Environmental Protection Agency	068		3229	000	40,241,290.80
<b>Special Fund Accounts:</b>					
Registration Service Fees, Pesticide Registration Fund, Environmental Protection Agency	068	X	5374	001	18,482,541.13
User Fees, TSCA Service Fee Fund, Environmental Protection Agency	068		5664	001	4,169,104.00
<b>Trust Fund Accounts:</b>					
Recoveries, Hazardous Substance Superfund	068	X	8145	004	48,530,061.63
Future Clean Up Cost Settlements, Hazardous Substance Superfund Trust Fund	068	X	8145	006	217,737,844.33
<b>Budget Clearing Accounts:</b>					
Proceeds of Sales, Personal Property (Suspense), Environmental Protection Agency	068	F	3845	000	-2,179.00
Budget Clearing Account (Suspense), Environmental Protection Agency	068	F	3875	000	23,861,448.96
Total, Proprietary Receipts from the Public					406,683,850.91
<b>Intrabudgetary Receipts Deducted by Agency</b>					
<b>General Fund Accounts:</b>					
Collections of Receivables from Cancelled Accounts, Environmental Protection Agency	068		3200	000	257,625.40
<b>Special Fund Accounts:</b>					
Interest on Investments, Pesticide Registration Fund, Environmental Protection Agency	068	X	5374	002	306,368.52
<b>Trust Fund Accounts:</b>					
Interfund Transactions, Hazardous Substance Superfund	068	X	8145	005	282,699,213.00
<b>Budget Clearing Accounts:</b>					
Undistributed Intragovernmental Payments, Environmental Protection Agency	068	F	3885	000	-21,780,100.82
Total, Intrabudgetary Receipts Deducted by Agency					261,483,106.10
<b>Undistributed Offsetting Receipts</b>					
<b>Trust Fund Accounts:</b>					
Earnings on Investments, Hazardous Substance Superfund	068	X	8145	002	602,832,273.15
Earnings on Investments, Leaking Underground Storage Tank Trust Fund	068	X	8153	002	78,822,670.96
Total, Undistributed Offsetting Receipts					681,654,944.11
<b>Offsetting Governmental Receipts</b>					
<b>Special Fund Accounts:</b>					
Environmental Services, Environmental Protection Agency	068		5295	000	33,064,968.74
Total, Offsetting Governmental Receipts					33,064,968.74
Total, Environmental Protection Agency					2,997,217,654.46
<b>Executive Office of the President</b>					
<b>Proprietary Receipts from the Public</b>					
<b>General Fund Accounts:</b>					
General Fund Proprietary Receipts, Not Otherwise Classified, All Other	011		3220	000	273,360.37
<b>Budget Clearing Accounts:</b>					
Collections and/or Payments Default Account	011	F	3500	000	202,753.58
Total, Proprietary Receipts from the Public					476,113.95
<b>Intrabudgetary Receipts Deducted by Agency</b>					
<b>General Fund Accounts:</b>					
Collections of Receivables from Cancelled Accounts	011		3200	000	3,013.42
<b>Trust Fund Accounts:</b>					
General Fund Payment, Trade Enforcement Trust Fund, Office of the U.S. Trade Representative, Executive Office of the	011	X	8581	001	15,000,000.00
<b>Budget Clearing Accounts:</b>					
Undistributed Intragovernmental Payments, Office of Administration, Executive Office of the President	011	F	3885	017	-874,271.69
Total, Intrabudgetary Receipts Deducted by Agency					14,128,741.73
Total, Executive Office of the President					14,604,855.68
<b>General Services Administration</b>					

## Receipts By Department - Continued

Classification	Account Symbol				Amount
	AID	A	MAIN	SUB	
<b>Proprietary Receipts from the Public</b>					
<b>General Fund Accounts:</b>					
General Fund Proprietary Interest, Not Otherwise Classified	047		1435	000	131,260.07
General Fund Proprietary Receipts, Not Otherwise Classified, All Other	047		3220	000	14,077,807.82
<b>Special Fund Accounts:</b>					
Land and Water Conservation Fund, Surplus Property Sales, National Park Service	047		5005	002	15,953,555.53
Receipts, Transportation Audit Contracts and Contract Administration, General Services Administration	047		5250	000	10,302,629.61
Other Receipts, Surplus Real and Related Personal Property, General Services Administration	047		5254	002	6,598,787.88
Transfers of Surplus Real and Related Personal Property Receipts, General Services Administration	047		5254	003	-15,953,555.53
<b>Budget Clearing Accounts:</b>					
Proceeds of Sales, Personal Property, General Services Administration	047	F	3845	000	-7,729,614.20
Budget Clearing Account (Suspense), General Services Administration	047	F	3875	000	1,937,804.98
Total, Proprietary Receipts from the Public					25,318,676.16
<b>Intrabudgetary Receipts Deducted by Agency</b>					
<b>Special Fund Accounts:</b>					
Receipts, Acquisition Workforce Training Fund, General Services Administration	047		5381	001	18,946,835.36
Total, Intrabudgetary Receipts Deducted by Agency					18,946,835.36
Total, General Services Administration					44,265,511.52
<b>International Assistance Programs</b>					
<b>Millennium Challenge Corporation</b>					
<b>Proprietary Receipts from the Public</b>					
<b>General Fund Accounts:</b>					
General Fund Proprietary Receipts, Not Otherwise Classified, All Other, Millennium Challenge Corporation	524		3220	077	176,920.69
Total, Proprietary Receipts from the Public					176,920.69
Total, Millennium Challenge Corporation					176,920.69
<b>International Security Assistance</b>					
<b>Proprietary Receipts from the Public</b>					
<b>General Fund Accounts:</b>					
Foreign Military Financing, Downward Reestimate of Subsidies	011		2724	003	85,453,188.09
Total, Proprietary Receipts from the Public					85,453,188.09
Total, International Security Assistance					85,453,188.09
<b>Multilateral Assistance</b>					
<b>Proprietary Receipts from the Public</b>					
<b>General Fund Accounts:</b>					
Clean Technology Fund Loans, Downward Re-estimates, Bureau of the Fiscal Service, Department of Treasury	020		2698	003	814,782.60
Total, Proprietary Receipts from the Public					814,782.60
Total, Multilateral Assistance					814,782.60
<b>Agency for International Development</b>					
<b>Proprietary Receipts from the Public</b>					
<b>General Fund Accounts:</b>					
General Fund Proprietary Interest, Not Otherwise Classified	072		1435	000	1,658,689.17
Loan Guarantees to Israel, Downward Reestimates of Subsidies	072		2725	003	295,801,721.09
General Fund Proprietary Receipts, Not Otherwise Classified	072		3220	000	6,755,116.20
<b>Trust Fund Accounts:</b>					
United States Dollars Advanced from Foreign Governments for Technical Assistance, Agency for International Development	072	X	8502	001	39,058,520.59
Gifts and Donations, Agency for International Development	072	X	8824	001	56,335,500.90
<b>Budget Clearing Accounts:</b>					
Proceeds of Sales, Personal Property (Suspense), Agency for International Development	072	F	3845	000	183,309.36
Total, Proprietary Receipts from the Public					399,792,857.31
<b>Intrabudgetary Receipts Deducted by Agency</b>					
<b>General Fund Accounts:</b>					
Collections of Receivables from Cancelled Accounts	072		3200	000	590,480.68
<b>Trust Fund Accounts:</b>					
Foreign National Employee Separation Liability Fund, Agency for International Development	072	X	8342	001	9,142,467.98
<b>Budget Clearing Accounts:</b>					
Undistributed Intragovernmental Payments, Agency for International Development	072	F	3885	000	828,957.54
Total, Intrabudgetary Receipts Deducted by Agency					10,561,906.20
Total, Agency for International Development					410,354,763.51
<b>Peace Corps</b>					

# Receipts By Department - Continued

Classification	Account Symbol				Amount
	AID	A	MAIN	SUB	
<b>Proprietary Receipts from the Public</b>					
<b>Trust Fund Accounts:</b> Gifts and Contributions, Peace Corps	011	X	8245	001	1,434,348.03
<b>Budget Clearing Accounts:</b> Proceeds of Sales, Personal Property (Suspense), Peace Corps	011	F	3845	044	124,294.96
Unavailable Check Cancellations and Overpayments (Suspense), Peace Corps	011	F	3880	044	686.90
Total, Proprietary Receipts from the Public					1,559,329.89
<b>Intrabudgetary Receipts Deducted by Agency</b>					
<b>Special Fund Accounts:</b> Collections, Host Country Resident Contractors Separation Liability Fund, Peace Corps	011	X	5395	001	3,000,000.00
Total, Intrabudgetary Receipts Deducted by Agency					3,000,000.00
Total, Peace Corps					4,559,329.89
<b>Inter-American Foundation</b>					
<b>Proprietary Receipts from the Public</b>					
<b>General Fund Accounts:</b> General Fund Proprietary Interest, Not Otherwise Classified, Inter-American Foundation	164		1435	092	.08
<b>Trust Fund Accounts:</b> Gifts, Donations and Contributions, Inter-American Foundation	164	X	8243	001	1,006,428.00
Total, Proprietary Receipts from the Public					1,006,428.08
Total, Inter-American Foundation					1,006,428.08
<b>African Development Foundation</b>					
<b>Budget Receipts</b>					
<b>General Fund Accounts:</b> Fines, Penalties, and Forfeitures, Not Otherwise Classified, African Development Foundation	166		1099	093	102.58
Total, Budget Receipts					102.58
<b>Proprietary Receipts from the Public</b>					
<b>General Fund Accounts:</b> General Fund Proprietary Interest, Not Otherwise Classified, African Development Foundation	166		1435	093	91.02
<b>Trust Fund Accounts:</b> Gifts and Donations, African Development Foundation	166	X	8239	001	2,120,950.71
Total, Proprietary Receipts from the Public					2,121,041.73
Total, African Development Foundation					2,121,144.31
<b>Military Sales Program</b>					
<b>Proprietary Receipts from the Public</b>					
<b>Trust Fund Accounts:</b> Deposits, Advances, Foreign Military Sales, Executive	011	X	8242	001	52,078,615,506.23
Total, Proprietary Receipts from the Public					52,078,615,506.23
Total, Military Sales Program					52,078,615,506.23
<b>United States International Development Finance Corporation</b>					
<b>Proprietary Receipts from the Public</b>					
<b>General Fund Accounts:</b> Downward Reestimates of Subsidies, Urban and Environmental Credit Program, United States International Development Finance Corporation	077		2687	003	8,538,126.98
Loans, Downward Reestimates of Subsidy, United States International Development Finance Corporation	077		2689	003	554,700,175.25
Total, Proprietary Receipts from the Public					563,238,302.23
Total, United States International Development Finance Corporation					563,238,302.23
Total, International Assistance Programs					53,146,340,365.63
<b>National Aeronautics and Space Administration</b>					
<b>Proprietary Receipts from the Public</b>					
<b>General Fund Accounts:</b> General Fund Proprietary Interest, Not Otherwise Classified	080		1435	000	4,850.61
General Fund Proprietary Receipts, Not Otherwise Classified, All Other	080		3220	000	3,161,177.78
Total, Proprietary Receipts from the Public					3,166,028.39
<b>Intrabudgetary Receipts Deducted by Agency</b>					
<b>General Fund Accounts:</b> Collections of Receivables from Canceled Accounts, National Aeronautics and Space Administration	080		3200	000	1,046,792.91
Total, Intrabudgetary Receipts Deducted by Agency					1,046,792.91

## Receipts By Department - Continued

Classification	Account Symbol				Amount
	AID	A	MAIN	SUB	
<b>Undistributed Offsetting Receipts</b>					
<b>Trust Fund Accounts:</b>					
Interest on Investments, Endeavor Teacher Fellowship Trust	080	X	8550	002	22,454.60
Earnings and Investments, Science, Space and Technology Education Trust Fund	080	X	8978	002	686,957.68
Gifts and Donations, National Aeronautics and Space Administration	080	X	8980	001	5.00
Total, Undistributed Offsetting Receipts					709,417.28
Total, National Aeronautics and Space Administration					4,922,238.58
<b>National Science Foundation</b>					
<b>Proprietary Receipts from the Public</b>					
<b>General Fund Accounts:</b>					
General Fund Proprietary Interest, Not Otherwise Classified	049		1435	000	3,366.19
Collections and Receivables from Cancelled Accounts	049		3200	000	757,697.63
General Fund Proprietary Receipts, Not Otherwise Classified, All Other	049		3220	000	5,090,913.38
<b>Trust Fund Accounts:</b>					
Donations to National Science Foundation	049	X	8960	001	30,869,633.67
<b>Budget Clearing Accounts:</b>					
Budget Clearing Account (Suspense), National Science Foundation	049	F	3875	000	10,000,000.00
Total, Proprietary Receipts from the Public					46,721,610.87
Total, National Science Foundation					46,721,610.87
<b>Office of Personnel Management</b>					
<b>Budget Receipts</b>					
<b>General Fund Accounts:</b>					
Fines, Penalties, Forfeitures, Not Otherwise Classified, Office of Personnel Management	024		1099	000	112.68
<b>Trust Fund Accounts:</b>					
Deductions from Employees Salaries, Civil Service Retirement and Disability Fund	024	X	8135	001	7,278,309,771.89
Voluntary Contributions, Donations, Service Credit Payments, Etc., Civil Service Retirement and Disability Fund	024	X	8135	003	570,334,957.49
Contributions from Employing Non-Federal Agencies, Civil Service Retirement and Disability Fund	024	X	8135	021	23,219,041.77
Total, Budget Receipts					7,871,863,883.83
<b>Proprietary Receipts from the Public</b>					
<b>General Fund Accounts:</b>					
General Fund Proprietary Interest, Not Otherwise Classified	024		1435	000	33.63
General Fund Proprietary Receipts, Not Otherwise Classified, All Other	024		3220	000	1,378,602.14
Total, Proprietary Receipts from the Public					1,378,635.77
<b>Intrabudgetary Receipts Deducted by Agency</b>					
<b>Special Fund Accounts:</b>					
Earnings on Investments, Postal Service Contributions for Retiree Health, Office of Personnel Management	024	X	5391	002	689,478,504.20
<b>Trust Fund Accounts:</b>					
Federal Contribution, Civil Service Retirement and Disability Fund	024	X	8135	005	53,255,231,701.00
Employing Agency Payments for Salaries of Reemployed Annuitants, (Suspense) Civil Service Retirement and Disability	024	X	8135	007	46,565,865.82
Total, Intrabudgetary Receipts Deducted by Agency					53,991,276,071.02
<b>Undistributed Offsetting Receipts</b>					
<b>Trust Fund Accounts:</b>					
Employing Agency Contributions, Suspense, Civil Service Retirement and Disability Fund	024	X	8135	002	48,751,479,651.58
Earnings on Investments, Civil Service Retirement and Disability Fund	024	X	8135	004	26,458,526,972.30
Employer's Contributions from Off-Budget Federal Agencies, Civil Service Retirement and Disability Fund	024	X	8135	022	4,881,895,871.41
Supplementary Retirement Contributions from Off-Budget Federal Agencies, Civil Service Retirement and	024	X	8135	023	1,000,000,000.00
Interest Received by the Trust Fund from Federal Financing Bank Obligations, Civil Service Retirement Disability Fund	024	X	8135	025	138,376,091.13
Total, Undistributed Offsetting Receipts					81,230,278,586.42
Total, Office of Personnel Management					143,094,797,177.04
<b>Small Business Administration</b>					
<b>Proprietary Receipts from the Public</b>					
<b>General Fund Accounts:</b>					
Disaster Loan Program, Downward Reestimates of Subsidies	073		2721	003	468,278,692.00
Business Loan Program, Downward Reestimates of Subsidies	073		2722	003	2,428,804,222.00
General Fund Proprietary Receipts, Not Otherwise Classified, All Other	073		3220	000	81,908.80
<b>Budget Clearing Accounts:</b>					
Budget Clearing Account (Suspense), Small Business Administration	073	F	3875	000	47,855,940.45
Total, Proprietary Receipts from the Public					2,945,020,763.25
<b>Intrabudgetary Receipts Deducted by Agency</b>					
<b>General Fund Accounts:</b>					
Collections of Receivables from Cancelled Accounts, Small Business Administration	073		3200	000	-26,692.22
<b>Budget Clearing Accounts:</b>					
Undistributed Intragovernmental Payments, Small Business Administration	073	F	3885	000	7,106,443.46

# Receipts By Department - Continued

Classification	Account Symbol				Amount
	AID	A	MAIN	SUB	
Total, Intradepartmental Receipts Deducted by Agency					7,079,751.24
Total, Small Business Administration					2,952,100,514.49
<b>Social Security Administration</b>					
<b>Budget Receipts</b>					
<b>Trust Fund Accounts:</b>					
Transfers from General Fund of Amounts Equal to FICA Taxes, Federal Old-Age and Survivors Insurance Trust Fund	028	X	8006	001	1,019,575,404,331.43
Transfers from General Fund of Amounts Equal to SECA Taxes, Federal Old-Age and Survivors Insurance Trust Fund	028	X	8006	011	57,408,581,466.21
Transfers from General Fund of Amounts Equal to FICA Taxes, Federal Disability Insurance Trust Fund	028	X	8007	001	173,141,277,576.39
Transfers from General Fund of Amounts Equal to SECA Taxes, Federal Disability Insurance Trust Fund	028	X	8007	011	9,757,467,982.85
Total, Budget Receipts					1,259,882,731,356.88
<b>Proprietary Receipts from the Public</b>					
<b>General Fund Accounts:</b>					
General Fund Proprietary Interest, Not Otherwise Classified, Social Security Administration	028		1435	000	5,533.47
SSI, Attorney Fees	028		2417	000	7,730,978.06
SSI Administrative Fee Receipts Account, Social Security Administration	028		2418	000	73,640,085.00
Recovery of Beneficiary Overpayments from the Supplemental Security Income Program, Health and Human Services	028		3096	000	3,044,022,994.11
General Fund Proprietary Receipts, Not Otherwise Classified, All Other, Social Security Administration	028		3220	000	29,682,278.49
<b>Special Fund Accounts:</b>					
State Supplemental Fees, Social Security Administration	028		5419	001	144,040,006.26
Administration Fees, Special Benefits for Certain World War II Veterans, Social Security Administration	028		5555	001	6,148.48
<b>Trust Fund Accounts:</b>					
Tax Refund, Offset Collections, Federal Old-Age Survivors Insurance Trust Fund	028	X	8006	009	-156.00
Non-Attorney Fees, Federal Old Age Survivors Insurance Trust Fund	028	X	8006	028	137,000.00
Other Proprietary Receipts, Federal Old-Age and Survivors Insurance Trust Fund	028	X	8006	029	-28,253,847.51
Attorney Fees, Federal Old-Age and Survivors Insurance Trust Fund	028	X	8006	031	678,306.28
Gifts, Federal Old-Age and Survivors Insurance Trust Fund	028	X	8006	042	161,694.82
Tax Refund, Offset Collections, Federal Disability Insurance Trust Fund	028	X	8007	009	-10,917.64
Attorney Fees, Federal Disability Insurance Trust Fund	028	X	8007	031	24,662,399.91
Gifts, Federal Disability Insurance Trust Fund	028	X	8007	042	6,985.00
Total, Proprietary Receipts from the Public					3,296,509,488.73
<b>Intradepartmental Receipts Deducted by Agency</b>					
<b>Trust Fund Accounts:</b>					
Miscellaneous Federal Payments, Federal Old-Age and Survivors Insurance Trust Fund	028	X	8006	006	53,143,654,112.54
FOASI, General Fund Payments for Payroll Tax Holiday, SSA	028	X	8006	018	29,221.73
Federal Payments for Pension Reform Administrative Expenses, Federal Old-Age and Survivors Insurance Trust Fund	028	X	8006	043	2,360,347.86
Miscellaneous Federal Payments, Federal Disability Insurance Trust Fund	028	X	8007	006	618,502,619.92
FDI, General Fund Payments for Payroll Tax Holiday, SSA	028	X	8007	018	4,962.19
Total, Intradepartmental Receipts Deducted by Agency					53,764,551,264.24
<b>Undistributed Offsetting Receipts</b>					
<b>Trust Fund Accounts:</b>					
Earnings on Investments, Federal Old-Age and Survivors Insurance Trust Fund	028	X	8006	002	62,890,552,530.25
Transfers from General Fund of Amounts Equal to Federal Employer Contributions for FICA Taxes, Federal Old-Age and Survivors	028	X	8006	012	19,917,000,000.00
Earnings on Investments, Federal Disability Insurance Trust Fund	028	X	8007	002	4,529,029,338.31
Transfers from General Fund of Amounts Equal to Federal Employer Contributions for FICA Taxes, Federal Disability Insurance	028	X	8007	012	3,382,000,000.00
Total, Undistributed Offsetting Receipts					90,718,581,868.56
Total, Social Security Administration					1,407,662,373,978.41
<b>Independent Agencies</b>					
<b>Advisory Council on Historic Preservation</b>					
<b>Proprietary Receipts from the Public</b>					
<b>Trust Fund Accounts:</b>					
Donations, Advisory Council on Historic Preservation	306	X	8298	001	20,407.50
Total, Proprietary Receipts from the Public					20,407.50
Total, Advisory Council on Historic Preservation					20,407.50
<b>Barry Goldwater Scholarship and Excellence in Education Foundation</b>					
<b>Proprietary Receipts from the Public</b>					
<b>Trust Fund Accounts:</b>					
Trust Fund, Barry Goldwater Scholarship and Excellence in Education Foundation	313	X	8281	003	50,000.00
Total, Proprietary Receipts from the Public					50,000.00
<b>Intradepartmental Receipts Deducted by Agency</b>					
<b>Trust Fund Accounts:</b>					
Federal Grants, Barry Goldwater Scholarship and Excellence in Education	313		8281	004	9,000,000.00
Total, Intradepartmental Receipts Deducted by Agency					9,000,000.00
<b>Undistributed Offsetting Receipts</b>					
<b>Trust Fund Accounts:</b>					
Interest on Investments, Barry Goldwater Scholarship and Excellence in Education Foundation	313	X	8281	002	2,186,604.82

## Receipts By Department - Continued

Classification	Account Symbol				Amount
	AID	A	MAIN	SUB	
Total, Undistributed Offsetting Receipts					2,186,604.82
Total, Barry Goldwater Scholarship and Excellence in Education Foundation					11,236,604.82
<b>United States Agency for Global Media</b>					
<b>Proprietary Receipts from the Public</b>					
<b>General Fund Accounts:</b>					
General Fund Proprietary Receipts, Not Otherwise Classified, All Other, United States Agency for Global Media	514		3220	068	409,679.84
<b>Budget Clearing Accounts:</b>					
Proceeds of Sale, Personal Property, United States Agency for Global Media	514	F	3845	068	32,414.02
Total, Proprietary Receipts from the Public					442,093.86
<b>Intrabudgetary Receipts Deducted by Agency</b>					
<b>Trust Fund Accounts:</b>					
Foreign Service National Separation Liability Trust Fund, United States Agency for Global Media	514	X	8285	001	467,902.00
Total, Intrabudgetary Receipts Deducted by Agency					467,902.00
Total, United States Agency for Global Media					909,995.86
<b>Bureau of Consumer Financial Protection</b>					
<b>Budget Receipts</b>					
<b>Special Fund Accounts:</b>					
Transfers from the Federal Reserve Board, Bureau of Consumer Financial Protection Fund	581	X	5577	001	729,400,000.00
Interstate Land Sales, Bureau of Consumer Financial Protection	581	X	5577	003	77,200.00
Penalties and Fines, Consumer Financial Protection, Bureau of Consumer Financial Protection	581	X	5578	001	169,954,725.15
Total, Budget Receipts					899,431,925.15
<b>Proprietary Receipts from the Public</b>					
<b>General Fund Accounts:</b>					
General Fund Proprietary Receipts, Not Otherwise Classified, All Other, FOIA Fees, Bureau of Consumer Financial Protection	581		3220	085	3,875.00
Total, Proprietary Receipts from the Public					3,875.00
<b>Intrabudgetary Receipts Deducted by Agency</b>					
<b>Special Fund Accounts:</b>					
Earnings on Investments, Bureau of Consumer Financial Protection Fund	581	X	5577	002	36,747,548.93
Total, Intrabudgetary Receipts Deducted by Agency					36,747,548.93
Total, Bureau of Consumer Financial Protection					936,183,349.08
<b>Chemical Safety and Hazard Investigation Board</b>					
<b>Proprietary Receipts from the Public</b>					
<b>General Fund Accounts:</b>					
General Fund Proprietary Interest, Not Otherwise Classified, Chemical Safety and Hazard Investigation Board	510		1435	064	209.27
Total, Proprietary Receipts from the Public					209.27
Total, Chemical Safety and Hazard Investigation Board					209.27
<b>Commission on Civil Rights</b>					
<b>Intrabudgetary Receipts Deducted by Agency</b>					
<b>General Fund Accounts:</b>					
Collections of Receivables from Cancelled Accounts, Commission on Civil Rights	326		3200	019	455.17
Total, Intrabudgetary Receipts Deducted by Agency					455.17
Total, Commission on Civil Rights					455.17
<b>Committee for Purchase from People who are Blind or Severely Disabled</b>					
<b>Budget Receipts</b>					
<b>General Fund Accounts:</b>					
Fines, Penalties, and Forfeitures, Not Otherwise Classified, Committee for Purchase from People Who Are Blind or Severely	338		1099	020	24.02
Total, Budget Receipts					24.02
<b>Proprietary Receipts from the Public</b>					
<b>General Fund Accounts:</b>					
General Fund Proprietary Interest, Not Otherwise Classified, Committee for Purchase from People Who Are Blind or Severely	338		1435	020	32.02
General Fund Proprietary Receipts, Not Otherwise Classified, All Other, Committee for Purchase from People Who Are Blind or	338		3220	020	10.00
Total, Proprietary Receipts from the Public					42.02
Total, Committee for Purchase from People who are Blind or Severely Disabled					66.04
<b>Commodity Futures Trading Commission</b>					
<b>Budget Receipts</b>					

# Receipts By Department - Continued

Classification	Account Symbol				Amount
	AID	A	MAIN	SUB	
<b>General Fund Accounts:</b> Forfeitures of Unclaimed Money and Property, Commodity Futures Trading Commission	339		1060	140	165,491.89
Total, Budget Receipts					165,491.89
<b>Proprietary Receipts from the Public</b>					
<b>General Fund Accounts:</b> General Fund Proprietary Receipts, Not Otherwise Classified, All Other, Commodity Futures Trading Commission	339		3220	140	3,841.23
Total, Proprietary Receipts from the Public					3,841.23
Total, Commodity Futures Trading Commission					169,333.12
<b>Consumer Product Safety Commission</b>					
<b>Proprietary Receipts from the Public</b>					
<b>General Fund Accounts:</b> General Fund Proprietary Interest, Not Otherwise Classified	061		1435	000	1.34
General Fund Proprietary Receipts, Not Otherwise Classified, All Other	061		3220	000	6,766.14
Total, Proprietary Receipts from the Public					6,767.48
Total, Consumer Product Safety Commission					6,767.48
<b>Corporation for National and Community Service</b>					
<b>Proprietary Receipts from the Public</b>					
<b>General Fund Accounts:</b> General Fund Proprietary Interest, Not Otherwise Classified, Corporation for National and Community Service	485		1435	055	727.03
General Fund Proprietary Receipts, Not Otherwise Classified, All Other, Corporation for National and Community Service	485		3220	055	1,705,748.23
<b>Trust Fund Accounts:</b> Gifts and Contributions, Corporation for National and Community Service	485	X	8267	001	1,804,864.00
Gifts and Contributions, Action	485	X	8981	001	5,909,357.56
Total, Proprietary Receipts from the Public					9,420,696.82
<b>Intrabudgetary Receipts Deducted by Agency</b>					
<b>General Fund Accounts:</b> Collections of Receivables from Canceled Accounts, Corporation for National and Community Service	485		3200	055	441,732.14
<b>Trust Fund Accounts:</b> Payment from the General Fund, Corporation for National and Community Service	485	X	8267	003	180,000,000.00
Payment from Operating Expenses, National Service Trust Fund	485	X	8267	005	25,141,308.58
Total, Intrabudgetary Receipts Deducted by Agency					205,583,040.72
<b>Undistributed Offsetting Receipts</b>					
<b>Trust Fund Accounts:</b> Interest on Investments, Corporation for National Community Service	485	X	8267	002	63,230,049.83
Total, Undistributed Offsetting Receipts					63,230,049.83
Total, Corporation for National and Community Service					278,233,787.37
<b>Corporation for Travel Promotion</b>					
<b>Budget Receipts</b>					
<b>Special Fund Accounts:</b> Fees, Travel Promotion Fund, Corporation for Travel Promotion	580		5585	001	216,469,218.00
Total, Budget Receipts					216,469,218.00
Total, Corporation for Travel Promotion					216,469,218.00
<b>Defense Nuclear Facilities Safety Board</b>					
<b>Proprietary Receipts from the Public</b>					
<b>General Fund Accounts:</b> General Fund Proprietary Receipts, Not Otherwise Classified, All Other, Defense Nuclear Facilities Safety Board	347		3220	046	60.00
Total, Proprietary Receipts from the Public					60.00
Total, Defense Nuclear Facilities Safety Board					60.00
<b>Delta Regional Authority</b>					
<b>Proprietary Receipts from the Public</b>					
<b>General Fund Accounts:</b> General Fund Proprietary Interest, Not Otherwise Classified, Delta Regional Authority	517		1435	517	446.11
Total, Proprietary Receipts from the Public					446.11
Total, Delta Regional Authority					446.11
<b>Denali Commission</b>					
<b>Proprietary Receipts from the Public</b>					

## Receipts By Department - Continued

Classification	Account Symbol				Amount
	AID	A	MAIN	SUB	
<b>Special Fund Accounts:</b> Gifts and Donations, Denali Commission	513	X	5605	001	2,424,578.00
Total, Proprietary Receipts from the Public					2,424,578.00
Total, Denali Commission					2,424,578.00
<b>District of Columbia</b>					
<b>District of Columbia Courts</b>					
<b>Budget Receipts</b>					
<b>Special Fund Accounts:</b> Fines and Fees, District of Columbia Victims Compensation Fund, District of Columbia Courts	349	X	5676	001	4,030,678.59
<b>Trust Fund Accounts:</b> Deductions from Employees Salaries	020	X	8212	001	720,875.60
Total, Budget Receipts					4,751,554.19
<b>Proprietary Receipts from the Public</b>					
<b>General Fund Accounts:</b> General Fund Proprietary Receipts, Not Otherwise Classified, All Other, Public Defender Service, District of Columbia	511		3220	070	112.00
Total, Proprietary Receipts from the Public					112.00
<b>Intrabudgetary Receipts Deducted by Agency</b>					
<b>Trust Fund Accounts:</b> Federal Payments to D.C. Judicial Retirement and Survivors Annuity Fund	020	X	8212	003	26,806,000.00
Total, Intrabudgetary Receipts Deducted by Agency					26,806,000.00
<b>Undistributed Offsetting Receipts</b>					
<b>Trust Fund Accounts:</b> Interest on Investments	020	X	8212	002	4,003,551.96
Total, Undistributed Offsetting Receipts					4,003,551.96
Total, District of Columbia Courts					35,561,218.15
<b>District of Columbia General and Special Payments</b>					
<b>Proprietary Receipts from the Public</b>					
<b>General Fund Accounts:</b> General Fund Proprietary Receipts, Not Otherwise Classified, All Other, District of Columbia	349		3220	069	11,760.93
Total, Proprietary Receipts from the Public					11,760.93
<b>Intrabudgetary Receipts Deducted by Agency</b>					
<b>Special Fund Accounts:</b> Federal Contribution, DC Federal Pension Fund	020	X	5511	001	680,788,000.00
Earnings on Investments, DC Federal Pension Fund	020	X	5511	002	93,297,081.32
Total, Intrabudgetary Receipts Deducted by Agency					774,085,081.32
Total, District of Columbia General and Special Payments					774,096,842.25
Total, District of Columbia					809,658,060.40
<b>Election Assistance Commission</b>					
<b>Proprietary Receipts from the Public</b>					
<b>General Fund Accounts:</b> General Fund Proprietary Interest, Not Otherwise Classified, Election Assistance Commission	525		1435	062	.76
General Fund Proprietary Receipts, Not Otherwise Classified, All Other, Election Assistance Commission	525		3220	062	6,776.52
Total, Proprietary Receipts from the Public					6,777.28
Total, Election Assistance Commission					6,777.28
<b>Equal Employment Opportunity Commission</b>					
<b>Proprietary Receipts from the Public</b>					
<b>General Fund Accounts:</b> General Fund Proprietary Receipts, Not Otherwise Classified, All Other	045		3220	000	26,330.06
Total, Proprietary Receipts from the Public					26,330.06
<b>Intrabudgetary Receipts Deducted by Agency</b>					
<b>General Fund Accounts:</b> Collections of Receivables from Cancelled Accounts, Equal Employment Opportunity Commission	045		3200	000	11,299.43
Total, Intrabudgetary Receipts Deducted by Agency					11,299.43
Total, Equal Employment Opportunity Commission					37,629.49
<b>Export-Import Bank of the United States</b>					



# Receipts By Department - Continued

Classification	Account Symbol				Amount
	AID	A	MAIN	SUB	
<b>Proprietary Receipts from the Public</b>					
<b>General Fund Accounts:</b>					
Export Import Bank Guaranteed Loans, Downward Reestimates	083		2727	003	622,748,247.00
General Fund Proprietary Receipts, Not Otherwise Classified, All Other	083		3220	000	156.75
Total, Proprietary Receipts from the Public					622,748,403.75
Total, Export-Import Bank of the United States					622,748,403.75
<b>Farm Credit Administration</b>					
<b>Proprietary Receipts from the Public</b>					
<b>General Fund Accounts:</b>					
General Fund Proprietary Interest, Not Otherwise Classified	352		1435	000	2.94
General Fund Proprietary Receipts, Not Otherwise Classified, All Other	352		3220	001	2,700.00
Total, Proprietary Receipts from the Public					2,702.94
Total, Farm Credit Administration					2,702.94
<b>Federal Communications Commission</b>					
<b>Budget Receipts</b>					
<b>Special Fund Accounts:</b>					
Universal Service Fund, Federal Communications Commission	027	X	5183	001	8,370,471,394.62
Contributions for Telecommunications Relay Services, Telecommunications Relay Services Fund	027	X	5700	001	1,332,947,698.91
Total, Budget Receipts					9,703,419,093.53
<b>Proprietary Receipts from the Public</b>					
<b>General Fund Accounts:</b>					
Fees and Other Charges for Communication and Transportation Service, Not Otherwise Classified	027		2429	000	20,220,722.32
General Fund Proprietary Receipts, Not Otherwise Classified, All Other	027		3220	000	3,911,277.45
Total, Proprietary Receipts from the Public					24,131,999.77
Total, Federal Communications Commission					9,727,551,093.30
<b>Federal Election Commission</b>					
<b>Proprietary Receipts from the Public</b>					
<b>General Fund Accounts:</b>					
General Fund Proprietary Receipts, Not Otherwise Classified, All Other, Federal Election Commission	360		3220	160	23,803.50
Total, Proprietary Receipts from the Public					23,803.50
Total, Federal Election Commission					23,803.50
<b>Federal Financial Institutions Examination Council</b>					
<b>Budget Receipts</b>					
<b>Special Fund Accounts:</b>					
Registry Fees, Appraisal Subcommittee	362	X	5026	001	8,089,294.52
Incremental Registry Fees (Dodd-Frank Act), Appraisal Subcommittee	362		5026	003	1,486,529.48
Total, Budget Receipts					9,575,824.00
<b>Federal Financial Institutions Examination Council Appraisal Subcommittee</b>					
<b>Proprietary Receipts from the Public</b>					
<b>General Fund Accounts:</b>					
General Fund Proprietary Receipts, Not Otherwise Classified, All Other, Appraisal Subcommittee	362		3220	051	259.53
Total, Proprietary Receipts from the Public					259.53
Total, Federal Financial Institutions Examination Council Appraisal Subcommittee					259.53
Total, Federal Financial Institutions Examination Council					9,576,083.53
<b>Federal Housing Finance Agency</b>					
<b>Budget Receipts</b>					
<b>Special Fund Accounts:</b>					
Fees on GSES for Administrative Expenses, Federal Housing Finance Agency	537	X	5532	001	402,185,875.00
Total, Budget Receipts					402,185,875.00
<b>Intrabudgetary Receipts Deducted by Agency</b>					
<b>Special Fund Accounts:</b>					
Interest Earnings on Investments in Treasury Securities, Federal Housing Finance Agency	537	X	5532	002	13,233,600.52
Total, Intrabudgetary Receipts Deducted by Agency					13,233,600.52
Total, Federal Housing Finance Agency					415,419,475.52
<b>Federal Labor Relations Authority</b>					

## Receipts By Department - Continued

Classification	Account Symbol				Amount
	AID	A	MAIN	SUB	
<b>Proprietary Receipts from the Public</b>					
<b>General Fund Accounts:</b>					
General Fund Proprietary Interest, Not Otherwise Classified	054		1435	000	15.17
General Fund Proprietary Receipts, Not Otherwise Classified, All Other	054		3220	000	50.00
Total, Proprietary Receipts from the Public					65.17
Total, Federal Labor Relations Authority					65.17
<b>Federal Maritime Commission</b>					
<b>Proprietary Receipts from the Public</b>					
<b>General Fund Accounts:</b>					
General Fund Proprietary Interest, Not Otherwise Classified	065		1435	000	181.46
General Fund Proprietary Receipts, Not Otherwise Classified, All Other	065		3220	000	876,506.22
Total, Proprietary Receipts from the Public					876,687.68
<b>Intrabudgetary Receipts Deducted by Agency</b>					
<b>General Fund Accounts:</b>					
Collections of Receivables from Cancelled Accounts, Federal Maritime Commission	065		3200	000	58.14
Total, Intrabudgetary Receipts Deducted by Agency					58.14
Total, Federal Maritime Commission					876,745.82
<b>Federal Mine Safety and Health Review Commission</b>					
<b>Proprietary Receipts from the Public</b>					
<b>General Fund Accounts:</b>					
General Fund Proprietary Receipts, Not Otherwise Classified, All Other, Federal Mine Safety and Health Review Commission	368		3220	028	240.00
Total, Proprietary Receipts from the Public					240.00
Total, Federal Mine Safety and Health Review Commission					240.00
<b>Federal Trade Commission</b>					
<b>Proprietary Receipts from the Public</b>					
<b>General Fund Accounts:</b>					
General Fund Proprietary Interest, Not Otherwise Classified	029		1435	000	14.12
General Fund Proprietary Receipts, Not Otherwise Classified, All Other	029		3220	000	2,132,542.05
Total, Proprietary Receipts from the Public					2,132,556.17
Total, Federal Trade Commission					2,132,556.17
<b>Gulf Coast Ecosystem Restoration Council</b>					
<b>Proprietary Receipts from the Public</b>					
<b>General Fund Accounts:</b>					
General Fund Proprietary Interest, Not Otherwise Classified, Gulf Coast Ecosystem Restoration Council	471		1435	088	.17
Total, Proprietary Receipts from the Public					.17
Total, Gulf Coast Ecosystem Restoration Council					.17
<b>Harry S Truman Scholarship Foundation</b>					
<b>Proprietary Receipts from the Public</b>					
<b>Trust Fund Accounts:</b>					
Gifts and Donations, Harry S. Truman Scholarship Foundation	372	X	8296	001	15.00
Total, Proprietary Receipts from the Public					15.00
<b>Intrabudgetary Receipts Deducted by Agency</b>					
<b>Trust Fund Accounts:</b>					
General Fund Payment, Harry S. Truman Scholarship Foundation	372	X	8296	003	2,970,000.00
Total, Intrabudgetary Receipts Deducted by Agency					2,970,000.00
<b>Undistributed Offsetting Receipts</b>					
<b>Trust Fund Accounts:</b>					
Earnings on Investments, Harry S. Truman Scholarship Foundation	372	X	8296	002	1,549,426.02
Total, Undistributed Offsetting Receipts					1,549,426.02
Total, Harry S Truman Scholarship Foundation					4,519,441.02
<b>Institute of Museum and Library Services</b>					
<b>Proprietary Receipts from the Public</b>					
<b>General Fund Accounts:</b>					
General Fund Proprietary Receipts, Not Otherwise Classified, All Other, Institute for Museum and Library Services	474		3220	003	1,078,455.34
<b>Trust Fund Accounts:</b>					
Grants and Donations, Institute of Museum and Library Services	474	X	8080	001	105,030.00

# Receipts By Department - Continued

Classification	Account Symbol				Amount
	AID	A	MAIN	SUB	
Total, Proprietary Receipts from the Public					1,183,485.34
Total, Institute of Museum and Library Services					1,183,485.34
<b>International Trade Commission</b>					
<b>Proprietary Receipts from the Public</b>					
<b>General Fund Accounts:</b>					
General Fund Proprietary Receipts, Not Otherwise Classified, All Other	034		3220	000	400.00
Total, Proprietary Receipts from the Public					400.00
Total, International Trade Commission					400.00
<b>James Madison Memorial Fellowship Foundation</b>					
<b>Proprietary Receipts from the Public</b>					
<b>General Fund Accounts:</b>					
General Fund Proprietary Interest, Not Otherwise Classified, James Madison Memorial Fellowship Foundation	381		1435	002	334.21
General Fund Proprietary Receipts, Not Otherwise Classified, All Other, James Madison Memorial Fellowship Foundation	381		3220	002	900.00
Total, Proprietary Receipts from the Public					1,234.21
<b>Undistributed Offsetting Receipts</b>					
<b>Trust Fund Accounts:</b>					
Earnings on Investments, James Madison Memorial Fellowship Trust Fund	381	X	8282	002	1,867,725.88
Total, Undistributed Offsetting Receipts					1,867,725.88
Total, James Madison Memorial Fellowship Foundation					1,868,960.09
<b>Japan-United States Friendship Commission</b>					
<b>Undistributed Offsetting Receipts</b>					
<b>Trust Fund Accounts:</b>					
Earnings on Investments, Japan-United States Friendship Commission Trust Fund	382	X	8025	002	1,632,188.03
Total, Undistributed Offsetting Receipts					1,632,188.03
Total, Japan-United States Friendship Commission					1,632,188.03
<b>Morris K. Udall and Stewart L. Udall Foundation</b>					
<b>Proprietary Receipts from the Public</b>					
<b>Trust Fund Accounts:</b>					
Donations, Morris K. Udall and Stewart L. Udall Foundation	487	X	8615	003	1,804,855.00
Total, Proprietary Receipts from the Public					1,804,855.00
<b>Undistributed Offsetting Receipts</b>					
<b>Trust Fund Accounts:</b>					
Interest on Investments, Morris K. Udall and Stewart L. Udall Foundation	487	X	8615	002	2,420,617.22
Total, Undistributed Offsetting Receipts					2,420,617.22
Total, Morris K. Udall and Stewart L. Udall Foundation					4,225,472.22
<b>National Archives and Records Administration</b>					
<b>Proprietary Receipts from the Public</b>					
<b>General Fund Accounts:</b>					
General Fund Proprietary Receipts, Not Otherwise Classified	088		3220	000	19,934.05
<b>Trust Fund Accounts:</b>					
Donations, National Archives Gift Fund, National Archives and Records Administration	088	X	8127	001	8,367,088.35
Interest Earned on Non-Federal Securities, National Archives and Records Administration	088	X	8127	003	738,920.83
Realized Gains on Non-Federal Securities, National Archives Gift Fund	088	X	8127	004	29.65
Proceeds from Non-Federal Securities Not Immediately Reinvested, National Archives Gift Fund	088	X	8127	005	617,520.70
Total, Proprietary Receipts from the Public					9,743,493.58
<b>Undistributed Offsetting Receipts</b>					
<b>Trust Fund Accounts:</b>					
Earnings on Investments, National Archives Gift Fund	088	X	8127	002	706,845.40
Total, Undistributed Offsetting Receipts					706,845.40
Total, National Archives and Records Administration					10,450,338.98
<b>National Endowment for the Arts</b>					
<b>Proprietary Receipts from the Public</b>					
<b>Trust Fund Accounts:</b>					
Gifts and Donations, National Endowment for the Arts	417	X	8040	001	225,861.06
Total, Proprietary Receipts from the Public					225,861.06

## Receipts By Department - Continued

Classification	Account Symbol				Amount
	AID	A	MAIN	SUB	
Total, National Endowment for the Arts					225,861.06
<b>National Endowment for the Humanities</b>					
<b>Proprietary Receipts from the Public</b>					
<b>General Fund Accounts:</b>					
General Fund Proprietary Receipts, Not Otherwise Classified, All Other, National Endowment for the Humanities	418		3220	002	36,928.85
<b>Trust Fund Accounts:</b>					
Gifts and Donations, National Endowment for the Humanities	418	X	8050	001	232,092.48
Total, Proprietary Receipts from the Public					269,021.33
Total, National Endowment for the Humanities					269,021.33
<b>National Labor Relations Board</b>					
<b>Proprietary Receipts from the Public</b>					
<b>General Fund Accounts:</b>					
General Fund Proprietary Receipts, Not Otherwise Classified, All Other	420		3220	000	162,530.83
Total, Proprietary Receipts from the Public					162,530.83
<b>Intrabudgetary Receipts Deducted by Agency</b>					
<b>General Fund Accounts:</b>					
Collections of Receivables from Cancelled Accounts, National Labor Relations Board	420		3200	000	4,368.48
Total, Intrabudgetary Receipts Deducted by Agency					4,368.48
Total, National Labor Relations Board					166,899.31
<b>National Transportation Safety Board</b>					
<b>Proprietary Receipts from the Public</b>					
<b>General Fund Accounts:</b>					
General Fund Proprietary Receipts, Not Otherwise Classified, All Other, National Transportation Safety Board	424		3220	003	1,824.05
Total, Proprietary Receipts from the Public					1,824.05
Total, National Transportation Safety Board					1,824.05
<b>Nuclear Regulatory Commission</b>					
<b>Proprietary Receipts from the Public</b>					
<b>General Fund Accounts:</b>					
General Fund Proprietary Interest, Not Otherwise Classified	031		1435	000	88,992.31
General Fund Proprietary Receipts, Not Otherwise Classified, All Other	031		3220	000	67,884.19
Total, Proprietary Receipts from the Public					156,876.50
<b>Offsetting Governmental Receipts</b>					
<b>Special Fund Accounts:</b>					
Nuclear Facilities Fees Fund, Nuclear Regulatory Commission	031	X	5280	001	800,762,604.16
Total, Offsetting Governmental Receipts					800,762,604.16
Total, Nuclear Regulatory Commission					800,919,480.66
<b>Occupational Safety and Health Review Commission</b>					
<b>Proprietary Receipts from the Public</b>					
<b>General Fund Accounts:</b>					
General Fund Proprietary Interest, Not Otherwise Classified, Occupational Safety and Health Review Commission	432		1435	021	.03
Total, Proprietary Receipts from the Public					.03
Total, Occupational Safety and Health Review Commission					.03
<b>Office of Government Ethics</b>					
<b>Budget Receipts</b>					
<b>General Fund Accounts:</b>					
Fines, Penalties and Forfeitures, Not Otherwise Classified, Office of Government Ethics	434		1099	048	200.00
Total, Budget Receipts					200.00
Total, Office of Government Ethics					200.00
<b>Other Commissions and Boards</b>					
<b>Proprietary Receipts from the Public</b>					
<b>General Fund Accounts:</b>					
General Fund Proprietary Receipts, Not Otherwise Classified, All Other, United States Commission on International Religious	295		3220	095	1,350.00
General Fund Proprietary Interest, Not Otherwise Classified, Access Board	310		1435	032	.36
General Fund Proprietary Interest, Not Otherwise Classified, Federal Mine Safety and Health Review Commission	368		1435	028	41.35
General Fund Proprietary Interest, Not Otherwise Classified, Federal Housing Finance Agency	537		1435	080	.79
General Fund Proprietary Interest, Not Otherwise Classified, Bureau of Consumer Financial Protection	581		1435	085	209.25

# Receipts By Department - Continued

Classification	Account Symbol				Amount
	AID	A	MAIN	SUB	
<b>Trust Fund Accounts:</b>					
Gifts and Donations, Federal Judicial Center, the Judiciary	010	X	8123	001	140,149.18
Gifts and Donations, Commission for the Preservation of America's Heritage Abroad	321	X	8268	001	46,248.41
Total, Proprietary Receipts from the Public					187,999.34
Total, Other Commissions and Boards					187,999.34
<b>Patient-Centered Outcomes Research Trust Fund</b>					
<b>Budget Receipts</b>					
<b>Trust Fund Accounts:</b>					
Fees on Health Insurance and Self-Insured Health Plans, Patient-Centered Outcomes Research Trust Fun	579		8299	001	442,882,061.66
Total, Budget Receipts					442,882,061.66
<b>Intrabudgetary Receipts Deducted by Agency</b>					
<b>Trust Fund Accounts:</b>					
Payment from the General Fund, Patient-Centered Outcomes Research Trust Fund	579		8299	003	320,000,000.00
Total, Intrabudgetary Receipts Deducted by Agency					320,000,000.00
<b>Undistributed Offsetting Receipts</b>					
<b>Trust Fund Accounts:</b>					
Earnings on Investments, Patient-Centered Outcomes Research Trust Fund	579		8299	002	6,090,220.21
Total, Undistributed Offsetting Receipts					6,090,220.21
Total, Patient-Centered Outcomes Research Trust Fund					768,972,281.87
<b>Railroad Retirement Board</b>					
<b>Budget Receipts</b>					
<b>Trust Fund Accounts:</b>					
Taxes, Social Security Equivalent Benefit Account, Railroad Retirement Board	060	X	8010	002	3,219,827,010.09
Receipts Transferred to Federal Hospital Insurance Trust Fund, Social Security Equivalent Benefit Account, Railroad	060	X	8010	021	-645,200,000.00
Railroad Retirement Taxes, Railroad Retirement Account	060	X	8011	002	3,682,807,429.73
Total, Budget Receipts					6,257,434,439.82
<b>Proprietary Receipts from the Public</b>					
<b>Trust Fund Accounts:</b>					
Gains and Losses on Private Sector Holdings, National Railroad Retirement Investment Trust	060	X	8118	001	3,069,296,499.09
Interest and Dividends on Private Sector Holdings, National Railroad Retirement Investment Trust	060	X	8118	003	356,874,877.69
Total, Proprietary Receipts from the Public					3,426,171,376.78
<b>Intrabudgetary Receipts Deducted by Agency</b>					
<b>Trust Fund Accounts:</b>					
Advances from the General Fund for Financial Interchange Interest, Social Security Equivalent Benefit Account, Railroad	060	X	8010	004	8,520,380.48
Income Tax Credits, Social Security Equivalent Benefit Account, Railroad Retirement Board	060	X	8010	012	412,000,000.00
Receipts from Federal Old-Age and Survivors Insurance (OASI) Trust Fund, Social Security Equivalent Benefit Account, Railroad	060	X	8010	031	5,859,775,000.00
Receipts from Disability Insurance (DI) Trust Fund, Social Security Equivalent Benefit Account, Railroad Retirement Board	060	X	8010	032	73,686,000.00
Federal Payments to Railroad Retirement Trust Funds, Railroad Retirement Account	060	X	8011	007	542,000,000.00
Payment from the National Railroad Retirement Investment Trust, Rail Industry Pension Fund, Railroad Retirement Board	060	X	8011	016	1,180,000,000.00
Total, Intrabudgetary Receipts Deducted by Agency					8,075,981,380.48
<b>Undistributed Offsetting Receipts</b>					
<b>Trust Fund Accounts:</b>					
Earnings on Investments, Social Security Equivalent Benefit Account, Railroad Retirement Board	060	X	8010	001	37,051,878.82
Interest Transferred to Federal Hospital Insurance Trust Fund, Social Security Equivalent Benefit Account, Railroad	060	X	8010	018	-25,303,000.00
Earning on Investments, Railroad Retirement Account	060	X	8011	001	26,343,443.93
Earnings on Investments in Federal Securities, National Railroad Retirement Investment Trust	060	X	8118	002	7,648,387.12
Total, Undistributed Offsetting Receipts					45,740,709.87
Total, Railroad Retirement Board					17,805,327,906.95
<b>Securities and Exchange Commission</b>					
<b>Budget Receipts</b>					
<b>General Fund Accounts:</b>					
Post Judgement Interest, Securities and Exchange Commission	050		1091	000	3,990,789.35
<b>Special Fund Accounts:</b>					
Registration Fees, Securities and Exchange Commission Reserve Fund	050	X	5566	001	50,000,000.00
Monetary Sanctions, Investor Protection Fund, Securities and Exchange Commission	050	X	5567	001	256,849,828.13
Total, Budget Receipts					310,840,617.48
<b>Proprietary Receipts from the Public</b>					
<b>General Fund Accounts:</b>					
General Fund Proprietary Interest, Not Otherwise Classified	050		1435	000	197,706.19
General Fund Proprietary Receipts, Not Otherwise Classified, All Other	050		3220	000	526.28
<b>Budget Clearing Accounts:</b>					
Budget Clearing Account (Suspense), Securities and Exchange Commission	050	F	3875	000	-958,825.33

Receipts By Department - Continued

Classification	Account Symbol				Amount
	AID	A	MAIN	SUB	
Total, Proprietary Receipts from the Public					-760,592.86
<b>Intrabudgetary Receipts Deducted by Agency</b>					
<b>Special Fund Accounts:</b> Interest, Investor Protection Fund, Securities and Exchange Commission	050	X	5567	002	19,291,849.03
Total, Intrabudgetary Receipts Deducted by Agency					19,291,849.03
Total, Securities and Exchange Commission					329,371,873.65
<b>Smithsonian Institution</b>					
<b>Proprietary Receipts from the Public</b>					
<b>Trust Fund Accounts:</b> Deposits, Canal Zone Biological Area Fund	033	X	8190	001	360,645.09
<b>Budget Clearing Accounts:</b> Proceeds of Sales, Personal Property, Smithsonian Institution	033	F	3845	001	-58,402.96
Total, Proprietary Receipts from the Public					302,242.13
<b>Intrabudgetary Receipts Deducted by Agency</b>					
<b>General Fund Accounts:</b> Collections of Receivables from Cancelled Accounts, Smithsonian Institution	033		3200	000	3,139.99
Total, Intrabudgetary Receipts Deducted by Agency					3,139.99
Total, Smithsonian Institution					305,382.12
<b>Surface Transportation Board</b>					
<b>Proprietary Receipts from the Public</b>					
<b>General Fund Accounts:</b> General Fund Proprietary Receipts, Not Otherwise Classified, All Other, Surface Transportation Board	472		3220	089	550.00
Total, Proprietary Receipts from the Public					550.00
Total, Surface Transportation Board					550.00
<b>United States Court of Appeals for Veterans Claims</b>					
<b>Budget Receipts</b>					
<b>Special Fund Accounts:</b> Fees, Practice and Registration Fees Fund, United States Court of Appeals for Veterans Claims	345	X	5113	001	132,790.00
<b>Trust Fund Accounts:</b> Employee Contributions, United States Court of Appeals for Veterans Claims	345	X	8290	001	101,050.99
Total, Budget Receipts					233,840.99
<b>Undistributed Offsetting Receipts</b>					
<b>Trust Fund Accounts:</b> Earnings on Investments, United States Court of Appeals for Veterans Claims	345	X	8290	002	816,364.01
Employing Agency Contributions, United States Court of Appeals for Veterans Claims	345	X	8290	003	4,726,000.00
Total, Undistributed Offsetting Receipts					5,542,364.01
Total, United States Court of Appeals for Veterans Claims					5,776,205.00
<b>Public Defender Service for the District of Columbia</b>					
<b>Proprietary Receipts from the Public</b>					
<b>Special Fund Accounts:</b> Contributions, Public Defender Service for the District of Columbia	511	X	5722	001	1,036.00
Total, Proprietary Receipts from the Public					1,036.00
Total, Public Defender Service for the District of Columbia					1,036.00
<b>Federal Permitting Improvement Steering Council</b>					
<b>Federal Permitting Improvement Council</b>					
<b>Budget Receipts</b>					
<b>General Fund Accounts:</b> Fines, Penalties, and Forfeitures, Not Otherwise Classified, Federal Permitting Improvement Steering Council	473		1099	090	483.32
Total, Budget Receipts					483.32
<b>Proprietary Receipts from the Public</b>					
<b>General Fund Accounts:</b> General Fund Proprietary Interest, Not Otherwise Classified, Federal Permitting Improvement Steering Council	473		1435	090	107.39
General Fund Proprietary Receipts, Not Otherwise Classified, Federal Permitting Improvement Steering Council	473		3220	090	30.00
Total, Proprietary Receipts from the Public					137.39
Total, Federal Permitting Improvement Council					620.71

# Receipts By Department - Continued

Classification	Account Symbol				Amount
	AID	A	MAIN	SUB	
Total, Federal Permitting Improvement Steering Council					620.71
<b>Southeast Crescent Regional Commission</b>					
<b>Budget Receipts</b>					
<b>General Fund Accounts:</b>					
J1 Visa Waiver Application Filing Fees, Southeast Crescent Regional Commission	574		0857	000	408,000.00
Total, Budget Receipts					408,000.00
Total, Southeast Crescent Regional Commission					408,000.00
<b>Adams Memorial Commission</b>					
<b>Proprietary Receipts from the Public</b>					
<b>Special Fund Accounts:</b>					
Gifts and Donations, Adams Memorial Commission	225		5647	001	315,000.00
Total, Proprietary Receipts from the Public					315,000.00
Total, Adams Memorial Commission					315,000.00
Total, Independent Agencies					32,769,819,342.62
Total, Receipts by Dept					6,447,652,517,484.48





## Federal Securities Issued under Special Financing Authority

Agency	Account Symbol				Outstanding September 30, 2024	Outstanding September 30, 2023	Net Change September 30, 2023 to September 30, 2024
	AID	A	MAIN	SUB			
Obligations Guaranteed by the United States, Issued by: Department of Housing and Urban Development: Federal Housing Administration	086	X	4070	000	18,541,264.77	18,541,264.77	-----
Subtotal, Obligations Guaranteed by the United States					18,541,264.77	18,541,264.77	-----
Obligations Not Guaranteed by the United States, Issued by: Legislative Branch: Architect of the Capitol	010	X	4518	000	-7.00	16,279,981.00	-16,279,988.00
Independent Agencies: Federal Communications Commission	027	X	1000	000	-0.01	-0.01	-----
National Archives and Records Administration	088	X	0300	000	0.50	0.50	-----
Tennessee Valley Authority	455	X	4110	000	20,246,886,894.00	19,532,867,883.00	714,019,011.00
Subtotal, Obligations Not Guaranteed by the United States					20,246,886,887.49	19,549,147,864.49	697,739,023.00
Total, Agency Securities					20,265,428,152.26	19,567,689,129.26	697,739,023.00



## Federal Securities Held as Investments of Government Accounts

Agency	Account Symbol				Outstanding September 30, 2024	Outstanding September 30, 2023	Net Change September 30, 2023 to September 30, 2024
	AID	POA	MAIN	SUB			
Federal Funds:							
Legislative Branch							
Architect of the Capitol:							
Capitol Visitor Center Revolving Fund, Architect of the Capitol	001	No Year	4296	000	14,856,422.90	10,589,952.53	4,266,470.37
Library of Congress:							
Oliver Wendell Holmes Devises Fund, Library of Congress	003	No Year	5075	000	.00	14,812.85	-14,812.85
Legislative Branch Boards and Commissions:							
Senate Preservation Fund, Library of Congress, Senate	000	No Year	5509	000	557,104.17	530,555.97	26,548.20
Department of Agriculture							
National Institute of Food and Agriculture:							
Native American Institutions Endowment Fund, Agriculture	012	No Year	5205	000	284,914,308.60	273,373,478.08	11,540,830.52
Forest Service:							
Restoration of Forest Lands and Improvements, Forest Service, Agriculture	012	No Year	5215	000	100,000,000.00	.00	100,000,000.00
Department of Defense--Military Programs							
Defense Agencies:							
Defense Cooperation Account, Defense	097	No Year	5187	000	9,170,673.20	8,796,525.05	374,148.15
Department of Energy							
Energy Programs:							
Nuclear Waste Disposal, Energy Programs, Energy	089	No Year	5227	000	69,248,129,375.95	60,457,781,242.83	8,790,348,133.12
Uranium Enrichment Decontamination and Decommissioning Fund, Energy Programs, Energy	089	No Year	5231	000	622,353,000.00	1,111,762,000.00	-489,409,000.00
Power Marketing Administration:							
Bonneville Power Administration Fund, Power Marketing Administration, Energy	089	No Year	4045	000	494,000,000.00	1,598,000,000.00	-1,104,000,000.00
Department of Homeland Security							
Federal Emergency Management Agency:							
National Flood Insurance Reserve Fund, Homeland Security	070	No Year	5701	000	4,948,345,457.72	3,390,790,410.85	1,557,555,046.87
Department of Housing and Urban Development							
Housing Programs:							
FHA, Mutual Mortgage Insurance Capital Reserve Account, Housing and Urban Development	086	No Year	0236	000	155,941,059,692.65	133,104,916,817.84	22,836,142,874.81
Government National Mortgage Association:							
Guarantees of Mortgage-Backed Securities Capital Reserve Account, Government National Mortgage Association, Housing and Urban Development	086	No Year	0238	000	23,062,166,000.00	21,029,669,000.00	2,032,497,000.00
Guarantees of Mortgage-Backed Securities Fund, Government National Mortgage Association, Housing and Urban Development	086	No Year	4238	000	123,322,000.00	124,572,000.00	-1,250,000.00
Department of the Interior							
Bureau of Land Management:							
Southern Nevada Public Land Management, Bureau of Land Management	014	No Year	5232	000	1,758,223,794.33	1,617,421,493.13	140,802,301.20
Lincoln County Land Act, Bureau of Land Management	014	No Year	5469	000	28,943,075.80	28,378,208.73	564,867.07
Office of Surface Mining Reclamation and Enforcement:							
Abandoned Mine Reclamation Fund, Office of Surface Mining Reclamation and Enforcement	014	No Year	5015	000	14,553,500,783.33	14,662,624,250.82	-109,123,467.49
Bureau of Reclamation:							
Lower Colorado River Basin Development Fund, Bureau of Reclamation	014	No Year	4079	000	510,935,475.85	468,940,114.74	41,995,361.11
Reclamation Water Settlements Fund, Bureau of Reclamation, Interior	014	No Year	5593	000	563,983,721.24	504,072,167.49	59,911,553.75
Blackfeet Water Settlement Implementation Fund, Bureau of Reclamation, Interior	014	No Year	5668	000	231,544,882.64	220,115,032.46	11,429,850.18
Central Utah Project:							
Utah Reclamation Mitigation and Conservation Account, Interior	014	No Year	5174	000	128,326,118.77	127,009,410.24	1,316,708.53
United States Fish and Wildlife Service:							
Federal Aid to Wildlife Restoration, United States Fish and Wildlife Service	014	No Year	5029	000	2,990,000,000.00	3,025,000,000.00	-35,000,000.00
Bureau of Indian Affairs and Bureau of Indian Education:							
Operation and Maintenance, Indian Irrigation Systems, Bureau of Indian Affairs (T)	014	No Year	5240	000	66,340,000.00	57,286,000.00	9,054,000.00

## Federal Securities Held as Investments of Government Accounts - Continued

Agency	Account Symbol				Outstanding September 30, 2024	Outstanding September 30, 2023	Net Change September 30, 2023 to September 30, 2024
	AID	POA	MAIN	SUB			
High-Hazard Indian Dam Safety Deferred Maintenance Fund, Bureau of Indian Affairs and Bureau of Indian Education, Interior	014	No Year	5637	000	196,667,000.00	165,638,000.00	31,029,000.00
Low-Hazard Indian Dam Safety Deferred Maintenance Fund, Bureau of Indian Affairs and Bureau of Indian Education, Interior	014	No Year	5638	000	86,447,000.00	72,808,000.00	13,639,000.00
Indian Irrigation Fund, Bureau of Indian Affairs and Bureau of Indian Education, Interior	014	No Year	5639	000	238,583,000.00	203,299,000.00	35,284,000.00
Power Systems, Indian Irrigation Projects, Bureau of Indian Affairs	014	No Year	5648	000	27,667,000.00	24,381,000.00	3,286,000.00
Departmental Offices: Environmental Improvement and Restoration Fund, Office of Natural Resources Revenue, Interior	014	No Year	5425	000	1,660,020,810.98	1,621,697,591.16	38,323,219.82
Department-Wide Programs: Natural Resource Damage Assessment and Restoration Fund, Office of the Secretary	014	No Year	5198	000	2,458,786,396.76	2,126,891,701.40	331,894,695.36
National Parks and Public Land Legacy Restoration Fund, Department-Wide Programs, Interior	014	No Year	5715	000	5,557,006,871.40	4,226,937,813.09	1,330,069,058.31
Bureau of Trust Fund Administration: Tribal Special Fund, Bureau of Trust Funds Administration, Interior	014	No Year	5265	000	15,267,626.80	15,286,640.91	-19,014.11
Department of Justice Legal Activities and U.S. Marshals: Assets Forfeiture Fund, Justice	015	No Year	5042	000	1,052,493,576.16	1,040,731,892.05	11,761,684.11
United States Trustee System Fund, Justice	015	No Year	5073	000	40,699,523.05	203,916,043.22	-163,216,520.17
United States Victims of State Sponsored Terrorism Fund, General Legal Activities, Justice	015	No Year	5608	000	3,475,480,610.37	3,291,383,852.08	184,096,758.29
Federal Prison System: Prison Industries Fund, Justice	015	No Year	4500	000	346,600,000.00	323,935,073.81	22,664,926.19
Department of Labor Pension Benefit Guaranty Corporation: Pension Benefit Guaranty Corporation Fund, Pension Benefit Guaranty Corporation, Labor	016	No Year	4204	000	63,356,209,044.13	61,161,627,825.91	2,194,581,218.22
Office of Workers' Compensation Programs: Panama Canal Commission Compensation Fund, Labor	016	No Year	5155	000	9,934,208.03	12,553,685.58	-2,619,477.55
Department of State Administration of Foreign Affairs: Foreign Service National Defined Contributions Retirement Fund, State	019	No Year	5497	000	411,630,853.34	365,797,940.04	45,832,913.30
Other: International Center, Washington, D. C., State	019	No Year	5151	000	19,918,583.03	12,947,839.73	6,970,743.30
Department of Transportation Federal Aviation Administration: Aviation Insurance Revolving Fund, Transportation	069	No Year	4120	000	2,531,648,128.65	2,456,437,671.82	75,210,456.83
Maritime Administration: War-Risk Insurance Revolving Fund, Maritime Administration, Transportation	069	No Year	4302	000	54,734,423.48	53,025,230.30	1,709,193.18
Department of the Treasury Departmental Offices: Exchange Stabilization Fund, Office of the Secretary, Treasury	020	No Year	4444	000	15,376,534,266.54	14,697,904,922.96	678,629,343.58
Financial Research Fund, Departmental Offices, Treasury	020	No Year	5590	000	135,433,435.97	125,178,659.16	10,254,776.81
Treasury Forfeiture Fund, Treasury	020	No Year	5697	000	3,106,219,504.54	2,342,583,994.11	763,635,510.43
Financial Crimes Enforcement Network: Financial Integrity Fund, Financial Crimes Enforcement Network, Treasury	020	No Year	4394	000	155,491,464.25	.00	155,491,464.25
Department of Veterans Affairs Benefits Programs:							

## Federal Securities Held as Investments of Government Accounts - Continued

Agency	Account Symbol				Outstanding September 30, 2024	Outstanding September 30, 2023	Net Change September 30, 2023 to September 30, 2024
	AID	POA	MAIN	SUB			
Servicemen's Group Life Insurance Fund, Veterans Affairs	036	No Year	4009	000	4,224,829,000.00	3,698,809,000.00	526,020,000.00
Veterans Reopened Insurance Fund, Veterans Affairs	036	No Year	4010	000	24,950,000.00	32,498,000.00	-7,548,000.00
Veteran Affairs Life Insurance, Veterans Benefits Administration, Veterans Affairs	036	No Year	4379	000	63,973,000.00	18,307,000.00	45,666,000.00
Other Defense Civil Programs							
Retiree Health Care:							
Department of Defense, Medicare-Eligible Retiree Health Care Fund	097	No Year	5472	000	386,777,620,054.45	354,218,721,336.85	32,558,898,717.60
International Assistance Programs							
United States International Development Finance Corporation:							
Corporate Capital Account, United States International Development Finance Corporation	077	No Year	4483	000	6,752,883,451.13	6,368,483,047.82	384,400,403.31
Office of Personnel Management							
Postal Service Contributions for Retiree Health Benefits, Office of Personnel Management	024	No Year	5391	000	28,196,835,000.00	32,049,948,000.00	-3,853,113,000.00
Independent Agencies							
Bureau of Consumer Financial Protection:							
Bureau of Consumer Financial Protection Fund, Bureau of Consumer Financial Protection	581	No Year	5577	000	418,600,000.00	431,255,000.00	-12,655,000.00
Commodity Futures Trading Commission:							
Commodity Futures Trading Commission Customer Protection Fund, Commodity Futures Trading Commission	339	No Year	4334	000	253,000,000.00	279,400,000.00	-26,400,000.00
District of Columbia:							
District of Columbia General and Special Payments:							
District of Columbia Federal Pension Fund, Treasury	020	No Year	5511	000	4,524,177,513.59	4,253,820,480.73	270,357,032.86
Farm Credit Administration:							
Revolving Fund for Administrative Expenses, Farm Credit Administration	352	No Year	4131	000	39,528,139.89	39,441,105.51	87,034.38
Farm Credit System Insurance Corporation:							
Farm Credit Insurance Fund, Capital Corporation Investment Fund, Farm Credit Administration	352	No Year	4136	000	7,710,109,341.10	6,891,240,019.64	818,869,321.46
Federal Deposit Insurance Corporation:							
Deposit Insurance:							
Deposit Insurance Fund, Federal Deposit Insurance Corporation	051	No Year	4596	000	88,949,830,000.00	84,297,949,000.00	4,651,881,000.00
FSLIC Resolution:							
The FSLIC Resolution Fund	051	No Year	4065	000	983,039,000.00	930,776,000.00	52,263,000.00
Federal Housing Finance Agency:							
Administrative Expenses, Federal Housing Finance Agency	537	No Year	5532	000	177,795,275.75	134,607,661.47	43,187,614.28
Morris K. Udall and Stewart L. Udall Foundation:							
Environmental Dispute Resolution Fund, Morris K. Udall and Stewart L. Udall Foundation	487	No Year	0925	000	5,000,000.00	.00	5,000,000.00
National Credit Union Administration:							
Operating Fund, National Credit Union Administration	025	No Year	4056	000	127,451,000.00	124,214,000.00	3,237,000.00
National Credit Union Share Insurance Fund, National Credit Union Administration	025	No Year	4468	000	22,781,682,361.49	21,559,594,811.75	1,222,087,549.74
Central Liquidity Facility, National Credit Union Administration	025	No Year	4470	000	965,825,851.57	868,847,986.26	96,977,865.31
Community Development Revolving Loan Fund, National Credit Union Administration	025	No Year	4472	000	11,460,000.00	10,616,000.00	844,000.00
Postal Service:							
Postal Service Fund, Debt Service Reserve Account	018	No Year	4020	001	565,159,695.55	457,096,950.09	108,062,745.46
Postal Service Fund	018	No Year	4020	002	3,148,048,218.13	3,159,838,529.83	-11,790,311.70
Postal Service Fund	018	No Year	4020	002	15,733,749,902.95	18,415,120,418.43	-2,681,370,515.48
Presidio Trust:							
Expenses, Presidio Trust	512	No Year	4331	000	269,467,135.00	288,773,548.00	-19,306,413.00
Securities and Exchange Commission:							
Investor Protection Fund, Securities and Exchange Commission	050	No Year	5567	000	472,377,688.63	358,085,839.60	114,291,849.03
<b>Total, Public Debt Securities</b>					<b>949,171,536,843.86</b>	<b>875,254,051,586.92</b>	<b>73,917,485,256.94</b>

## Federal Securities Held as Investments of Government Accounts - Continued

Agency	Account Symbol				Outstanding September 30, 2024	Outstanding September 30, 2023	Net Change September 30, 2023 to September 30, 2024
	AID	POA	MAIN	SUB			
<b>Total, Federal Funds</b>					<b>949,171,536,843.86</b>	<b>875,254,051,586.92</b>	<b>73,917,485,256.94</b>
Trust Funds:							
Legislative Branch							
Library of Congress:							
Library of Congress Gift Fund, Library of Congress	003	No Year	8031	000	49,540,699.68	40,669,483.44	8,871,216.24
Library of Congress Trust Fund, Library of Congress	003	No Year	8032	000	16,269,215.58	16,437,792.41	-168,576.83
United States Tax Court:							
Tax Court Judges Survivors Annuity Fund, United States Tax Court	023	No Year	8115	000	13,958,691.21	13,386,764.08	571,927.13
Legislative Branch Boards and Commissions:							
Congressional Office for International Leadership	009	No Year	8148	000	2,925,000.00	2,138,000.00	787,000.00
John C. Stennis Center for Public Service Training and Development	009	No Year	8275	000	18,139,000.00	17,877,000.00	262,000.00
Capitol Preservation Fund, U.S. Capitol Preservation Commission	009	No Year	8300	000	12,459,282.20	11,830,116.58	629,165.62
Judicial Branch							
Judicial Retirement Funds:							
Judicial Survivors Annuity Fund, The Judiciary	010	No Year	8110	000	679,451,180.95	646,247,268.43	33,203,912.52
Judicial Officers Retirement Fund, The Judiciary	010	No Year	8122	000	1,447,993,979.35	1,304,464,174.67	143,529,804.68
Claims Court Judges Retirement Fund, The Judiciary	010	No Year	8124	000	41,240,589.25	41,239,410.56	1,178.69
Department of Agriculture							
Forest Service:							
Land Between the Lakes Trust Fund, Forest Service, Agriculture	012	No Year	8039	000	5,606,835.19	5,684,059.83	-77,224.64
Department of Defense--Military Programs							
Department of the Army:							
Department of the Army General Gift Fund, Army	021	No Year	8927	000	3,749,782.27	3,639,554.88	110,227.39
Department of the Navy:							
United States Naval Academy General Gift Fund	017	No Year	8733	000	3,538,700.00	4,151,200.00	-612,500.00
Department of the Air Force:							
Department of the Air Force General Gift Fund, Air Force	057	No Year	8928	000	7,522.86	7,522.86	.00
Defense Agencies:							
National Security Education Trust Fund, Defense	097	No Year	8168	000	2,077,232.80	1,929,899.76	147,333.04
Voluntary Separation Incentive Fund, Defense	097	No Year	8335	000	35,141,449.52	41,568,544.47	-6,427,094.95
Host Nation Support for U.S. Relocation Activities, Defense	097	No Year	8337	000	137,103,457.44	139,743,770.40	-2,640,312.96
Support for U.S. Relocation to Guam Activities, Defense	097	No Year	8358	000	1,035,014,726.34	1,257,748,980.25	-222,734,253.91
Department of Health and Human Services							
Health Resources and Services Administration:							
Vaccine Injury Compensation Trust Fund - Treasury Managed, Health and Human Services	075	No Year	8175	000	4,611,204,552.11	4,422,516,395.04	188,688,157.07
Centers for Medicare and Medicaid Services:							
Federal Supplementary Medical Insurance Trust Fund-Treasury Managed, Health and Human Services	075	No Year	8004	000	164,412,218,000.00	159,537,203,000.00	4,875,015,000.00
Federal Hospital Insurance Trust Fund - Treasury Managed, Health and Human Services	075	No Year	8005	000	234,959,577,000.00	194,361,566,000.00	40,598,011,000.00
Program Support Center:							
National Institutes of Health Unconditional Gift Fund, Health and Human Services	075	No Year	8248	000	27,974,856.56	30,438,960.17	-2,464,103.61
National Institutes of Health Conditional Gift Fund, Health and Human Services	075	No Year	8253	000	484,995.26	549,752.46	-64,757.20
Patients' Benefit Fund, National Institutes of Health, Health and Human Services	075	No Year	8888	000	697,787.28	381,086.64	316,700.64
Department of Homeland Security							
United States Coast Guard:							
Sport Fish Restoration and Boating Trust Fund, Homeland Security	070	No Year	8147	000	2,485,278,808.85	2,384,319,912.54	100,958,896.31
Oil Spill Liability Trust Fund-Treasury Managed, Homeland Security	070	No Year	8185	000	9,993,829,999.61	9,241,675,539.49	752,154,460.12
General Gift Fund, USCG, Homeland Security	070	No Year	8533	000	1,310,423.17	1,305,372.51	5,050.66
Department of the Interior							
National Park Service:							

## Federal Securities Held as Investments of Government Accounts - Continued

Agency	Account Symbol				Outstanding September 30, 2024	Outstanding September 30, 2023	Net Change September 30, 2023 to September 30, 2024
	AID	POA	MAIN	SUB			
Preservation, Birthplace of Abraham Lincoln, National Park Service	014	No Year	8052	000	51,000.00	51,000.00	.00
Bureau of Trust Fund Administration:							
Tribal Trust Fund, Bureau of Trust Funds Administration, Interior	014	No Year	8030	000	743,163,609.55	304,039,743.86	439,123,865.69
Department of Labor							
Employment and Training Administration:							
Unemployment Trust Fund - Treasury Managed, Labor	016	No Year	8042	000	88,030,113,000.00	81,845,683,000.00	6,184,430,000.00
Office of Workers' Compensation Programs:							
Relief and Rehabilitation, Longshoremen's and Harbor Workers' Compensation Act, as Amended, Labor	016	No Year	8130	000	73,751,900.00	70,000,000.00	3,751,900.00
Relief and Rehabilitation, Workmen's Compensation Act, within the District of Columbia, Labor	016	No Year	8134	000	2,956,500.00	2,000,000.00	956,500.00
Department of State							
Administration of Foreign Affairs:							
Foreign Service Retirement and Disability Fund, State	019	No Year	8186	000	21,581,110,000.00	21,054,819,000.00	526,291,000.00
Conditional Gift Fund, General, State	019	No Year	8822	000	26,887,808.57	26,798,957.85	88,850.72
Other:							
Israeli Arab Scholarship Program, State	019	No Year	8271	000	4,978,500.00	4,978,500.00	.00
Center for Middle Eastern-Western Dialogue Trust Fund, State	019	No Year	8813	000	8,894,427.53	9,398,473.61	-504,046.08
Eisenhower Exchange Fellowship Program Trust Fund	570	No Year	8276	000	7,954,661.49	7,972,054.63	-17,393.14
Department of Transportation							
Federal Aviation Administration:							
Airport and Airway Trust Fund - Treasury Managed, Transportation	069	No Year	8103	000	16,676,985,000.00	16,600,788,000.00	76,197,000.00
Federal Highway Administration:							
Highway Trust Fund - Treasury Managed, Transportation	069	No Year	8102	000	96,549,198,532.89	115,673,305,958.02	-19,124,107,425.13
Department of the Treasury							
Departmental Offices:							
Gifts and Bequests, Treasury	020	No Year	8790	000	2,659,253.15	1,088,886.17	1,570,366.98
Bureau of the Fiscal Service:							
Lower Brule Sioux Tribe Terrestrial Wildlife Habitat Restoration Trust Fund, Bureau of the Fiscal Service, Treasury	020	No Year	8207	000	15,771,575.97	15,736,172.84	35,403.13
Cheyenne River Sioux Tribe Terrestrial Wildlife Habitat Restoration Trust Fund, Bureau of the Fiscal Service, Treasury	020	No Year	8209	000	45,711,161.61	45,447,553.12	263,608.49
Gulf Coast Restoration Trust Fund, Bureau of the Fiscal Service, Treasury	020	No Year	8625	000	2,442,450,987.09	2,302,751,895.68	139,699,091.41
Comptroller of the Currency:							
Assessment Funds, Office of the Comptroller of the Currency, Treasury	020	No Year	8413	000	2,211,937,000.00	2,285,938,000.00	-74,001,000.00
Department of Veterans Affairs							
Veterans Health Administration:							
General Post Fund, National Homes, Veterans Affairs	036	No Year	8180	000	119,945,154.88	140,238,546.64	-20,293,391.76
Benefits Programs:							
National Service Life Insurance Fund, Veterans Affairs	036	No Year	8132	000	586,045,000.00	832,288,000.00	-246,243,000.00
United States Government Life Insurance Fund, Veterans Affairs	036	No Year	8150	000	1,292,000.00	1,322,000.00	-30,000.00
Veterans Special Life Insurance Fund, Trust Revolving Fund, Veterans Affairs	036	No Year	8455	000	663,017,000.00	804,847,000.00	-141,830,000.00
Corps of Engineers							
South Dakota Terrestrial Wildlife Habitat Restoration Trust Fund, Corps of Engineers - Civil	096	No Year	8217	000	117,564,388.52	118,495,667.03	-931,278.51
Inland Waterways Trust Fund - Treasury Managed, Corps of Engineers - Civil	096	No Year	8861	000	326,396,291.91	264,801,610.00	61,594,681.91
Harbor Maintenance Trust Fund - Treasury Managed, Corps of Engineers - Civil	096	No Year	8863	000	10,082,561,279.94	10,371,826,828.13	-289,265,548.19
Other Defense Civil Programs							
Military Retirement:							
Department of Defense Military Retirement Fund	097	No Year	8097	000	1,599,140,907,736.18	1,366,845,194,941.54	232,295,712,794.64
Educational Benefits:							
Department of Defense, Education Benefits Fund	097	No Year	8098	000	756,297,284.85	853,601,371.18	-97,304,086.33
Armed Forces Retirement Home:							
Armed Forces Retirement Home Trust Fund, Armed Forces Retirement Home	084	No Year	8522	000	181,117,682.38	178,448,811.62	2,668,870.76
Environmental Protection Agency							

## Federal Securities Held as Investments of Government Accounts - Continued

Agency	Account Symbol				Outstanding September 30, 2024	Outstanding September 30, 2023	Net Change September 30, 2023 to September 30, 2024
	AID	POA	MAIN	SUB			
Hazardous Substance Superfund - Treasury Managed. Environmental Protection Agency	068	No Year	8145	000	11,533,700,944.43	11,006,246,571.60	527,454,372.83
Leaking Underground Storage Tank Trust Fund - Treasury Managed, Environmental Protection Agency	068	No Year	8153	000	1,632,737,682.65	1,432,076,982.22	200,660,700.43
National Aeronautics and Space Administration Endeavor Teacher Fellowship Trust Fund, National Aeronautics and Space Administration	080	No Year	8550	000	444,400.64	421,946.04	22,454.60
Science, Space and Technology Education Trust Fund, National Aeronautics and Space Administration	080	No Year	8978	000	15,216,319.24	15,067,212.28	149,106.96
Office of Personnel Management Civil Service Retirement and Disability Fund, Office of Personnel Management	024	No Year	8135	000	1,072,348,519,000.00	1,036,636,071,000.00	35,712,448,000.00
Employees' Life Insurance Fund, Office of Personnel Management	024	No Year	8424	000	55,035,206,984.70	52,526,424,297.12	2,508,782,687.58
Employees' Health Benefits Fund, Office of Personnel Management	024	No Year	8440	000	23,765,171,344.11	25,567,511,115.12	-1,802,339,771.01
Retired Employees' Health Benefits Fund, Office of Personnel Management	024	No Year	8445	000	2,882,869.34	2,732,931.16	149,938.18
Social Security Administration Federal Old-Age and Survivors Insurance Trust Fund - Treasury Managed, Social Security Administration	028	No Year	8006	000	2,582,205,113,000.00	2,673,749,448,000.00	-91,544,335,000.00
Federal Disability Insurance Trust Fund - Treasury Managed, Social Security Administration	028	No Year	8007	000	177,774,550,000.00	142,905,673,000.00	34,868,877,000.00
Independent Agencies Barry Goldwater Scholarship and Excellence in Education Foundation: Trust Fund, Barry Goldwater Scholarship and Excellence in Education Foundation	313	No Year	8281	000	72,900,242.71	61,400,242.71	11,500,000.00
Corporation for National and Community Service: National Service Trust, Corporation for National and Community Service	485	No Year	8267	000	1,610,103,573.32	1,426,472,040.17	183,631,533.15
District of Columbia: District of Columbia Courts: District of Columbia Judicial Retirement and Survivor's Annuity Fund, Treasury	020	No Year	8212	000	219,740,750.86	206,078,819.87	13,661,930.99
Harry S Truman Scholarship Foundation: Harry S. Truman Memorial Scholarship Trust Fund, Harry S Truman Scholarship Foundation	372	No Year	8296	000	34,581,322.67	9,952,354.12	24,628,968.55
James Madison Memorial Fellowship Foundation: James Madison Memorial Fellowship Foundation Trust Fund	381	No Year	8282	000	37,341,082.21	37,341,082.21	.00
Japan-United States Friendship Commission: Japan-United States Friendship Trust Fund, Japan-United States Friendship Commission	382	No Year	8025	000	34,725,735.47	35,725,735.47	-1,000,000.00
Morris K. Udall and Stewart L. Udall Foundation: Morris K. Udall and Stewart L. Udall Trust Fund, Morris K. Udall and Stewart L. Udall Foundation	487	No Year	8615	000	51,477,955.55	37,477,955.55	14,000,000.00
National Archives and Records Administration: National Archives Gift Fund, National Archives and Records Administration	088	No Year	8127	000	13,555,069.67	8,711,672.92	4,843,396.75
National Archives Trust Fund, National Archives and Records Administration	088	No Year	8436	000	6,700,648.52	5,408,775.65	1,291,872.87
Patient-Centered Outcomes Research Trust Fund: Patient-Centered Outcomes Research Trust Fund	579	No Year	8299	000	46,730,264.21	41,169,843.12	5,560,421.09
Railroad Retirement Board: Social Security Equivalent Benefit Account, Railroad Retirement Board	060	No Year	8010	000	1,087,485,000.00	1,042,739,000.00	44,746,000.00
Railroad Retirement Account, Railroad Retirement Board	060	No Year	8011	000	759,919,000.00	1,096,970,000.00	-337,051,000.00
National Railroad Retirement Investment Trust, Railroad Retirement Board	060	No Year	8118	000	1,031,734,100.00	472,087,500.00	559,646,600.00
United States Court of Appeals for Veterans Claims: United States Court of Appeals for Veterans Claims Retirement Fund	345	No Year	8290	000	70,752,914.15	67,327,102.04	3,425,812.11
<b>Total, Public Debt Securities</b>					<b>6,189,784,483,708.44</b>	<b>5,942,579,906,712.76</b>	<b>247,204,576,995.68</b>
<b>Total, Agency Securities</b>					<b>3,319,000.00</b>	<b>1,210,000.00</b>	<b>2,109,000.00</b>



## Federal Securities Held as Investments of Government Accounts - Continued

Agency	Account Symbol				Outstanding September 30, 2024	Outstanding September 30, 2023	Net Change September 30, 2023 to September 30, 2024
	AID	POA	MAIN	SUB			
Total, Trust Funds					6,189,787,802,708.44	5,942,581,116,712.76	247,206,685,995.68
Grand Total					7,138,959,339,552.30	6,817,835,168,299.68	321,124,171,252.62



## Status of Unappropriated Receipts

Title	Account Symbol	Unappropriated Receipts September 30, 2023	Receipts	Total Receipts	Appropriations	Unappropriated Receipts September 30, 2024
	MAIN					
<b>Special Funds</b>						
<b>Department of Agriculture</b>						
National Forests Fund Receipts	5008	180,996,617.23	7,546,124.62	188,542,741.85	-106,754.34	188,649,496.19
Receipts, Range Betterment Fund	5207	163,836.00	2,671,925.00	2,835,761.00	2,671,925.00	163,836.00
National Forest Lands Under Special Acts	5208	48,170.00	664,000.00	712,170.00	664,000.00	48,170.00
30% of Customs Duties, Funds for Strengthening Markets, Income, and Supply (Section 32)	5209	52,159,143,682.44	24,519,840,488.56	76,678,984,171.00	30,801,280,267.14	45,961,059,782.86
Receipts for Construction of Administrative Improvements--Arizona Land Conveyance, Forest Service	5212	960,692.65	-----	960,692.65	-----	960,692.65
Deposits, Land Exchanges, Forest Service	5216	18,453,860.07	2,569,855.87	21,023,715.94	150,000.00	20,873,715.94
ARS Land Sale, Agricultural Research Service	5221	6,303,940.00	-----	6,303,940.00	-----	6,303,940.00
National Grasslands Receipts, Forest Service	5896	182,798,619.29	23,750,735.01	206,549,354.30	-----	206,549,354.30
Total, Department of Agriculture		52,548,869,417.68	24,557,043,129.06	77,105,912,546.74	30,804,659,437.80	46,384,608,987.94
<b>Department of Commerce</b>						
Patent and Trademark Office User Fees	5127	233,528,999.00	-----	233,528,999.00	-----	233,528,999.00
Total, Department of Commerce		233,528,999.00	-----	233,528,999.00	-----	233,528,999.00
<b>Department of Defense--Military Programs</b>						
Deposits, Department of Defense Overseas Military Facility Investment Recovery Account	5193	-68,019.36	-----	-68,019.36	-----	-68,019.36
Deposits, Department of Defense Overseas Military Facility Investment Recovery Account for Air Force	5193	2,370,401.16	-----	2,370,401.16	-----	2,370,401.16
Defense Export Loan Guarantees, Negative Subsidies	5336	26,965.27	-----	26,965.27	-----	26,965.27
Total, Department of Defense--Military Programs		2,329,347.07	-----	2,329,347.07	-----	2,329,347.07
<b>Department of Energy</b>						
Sale of Electric Energy, Bonneville Power Administration, Reclamation Fund, Interior	5000	2,966,034,851.77	9,837,599.49	2,975,872,451.26	211,757,815.48	2,764,114,635.78
Licenses Under Federal Power Act from Public Lands and National Forests, Payment to States	5105	191,602.00	3,788,128.56	3,979,730.56	3,979,730.56	215,923.00
Falcon and Amistad Operating and Maintenance Fund, Energy	5178	10,775,889.64	3,102,297.58	13,878,187.22	228,000.00	13,650,187.22
Alternative Fuels Production, Department of Energy	5180	3,000,666.65	-----	3,000,666.65	-----	3,000,666.65
SPR Operating Fund, Department of Energy	5276	10,917,521.08	-----	10,917,521.08	-----	10,917,521.08
Total, Department of Energy		2,990,920,531.14	16,728,025.63	3,007,648,556.77	215,965,546.04	2,791,898,933.73
<b>Department of Health and Human Services</b>						
General Fund Payment, NIH Innovation, CURES Act	5628	-----	407,000,000.00	407,000,000.00	407,000,000.00	-----
General Fund Payment, FDA Innovation, CURES Act	5629	-----	50,000,000.00	50,000,000.00	50,000,000.00	-----
Transfers from Presidential Election Campaign Fund, 10-Year PRIE	5736	36,170,600.00	1,960,000.00	38,130,600.00	12,600,000.00	25,530,600.00

## Status of Unappropriated Receipts - Continued

Title	Account Symbol	Unappropriated Receipts September 30, 2023	Receipts	Total Receipts	Appropriations	Unappropriated Receipts September 30, 2024
	MAIN					
National Institutes of Health						
Total, Department of Health and Human Services		36,170,600.00	458,960,000.00	495,130,600.00	469,600,000.00	25,530,600.00
<b>Department of Homeland Security</b>						
Immigration User Fees, Homeland Security	5087	52,954,010.00	1,008,936,876.40	1,061,890,886.40	1,061,890,886.40	57,509,402.00
H-1B Nonimmigrant Petitioner Account, Homeland Security	5106	19,228,722.00	397,185,070.62	416,413,792.62	416,413,792.62	22,639,549.00
H-1B and L Fraud Prevention and Detection Account	5389	7,817,660.00	147,544,131.21	155,361,791.21	155,361,791.21	8,558,395.00
Penalties, Abandoned Seafarers Fund, Coast Guard, Homeland Security	5677	4,999,999.00	-----	4,999,999.00	-----	4,999,999.00
Fees, CBP, Services at User Fees Facilities, U.S. CBP, Homeland Security	5694	6,093,199.57	23,543,136.75	29,636,336.32	26,286,645.11	3,349,691.21
Customs Merchandise Processing Fee, United States Customs Service	5695	958,133,561.41	3,280,813,265.27	4,238,946,826.68	3,280,813,265.27	958,133,561.41
Sale of Real Property, U.S. Coast Guard Housing Special Fund, Coast Guard, Homeland Security	5710	1,916,427.59	13,931,610.81	15,848,038.40	7,575,912.51	8,272,125.89
Total, Department of Homeland Security		1,051,143,579.57	4,871,954,091.06	5,923,097,670.63	4,948,342,293.12	1,063,462,723.51
<b>Department of the Interior</b>						
Miscellaneous Interest, Reclamation Fund, Interior	5000	18,944,055,521.01	3,178,786,164.25	22,122,841,685.26	1,540,970,332.39	20,581,904,998.87
Land and Water Conservation Fund, Surplus Process Sales, Forest Service	5005	22,239,943,265.91	1,009,367,944.47	23,249,311,210.38	1,076,300,000.00	22,231,436,210.38
Receipts from Grazing, Etc., Public Lands Outside Grazing Districts, Bureau of Land Management	5016	2,326,353.67	975,536.67	3,301,890.34	913,322.37	2,440,626.97
Receipts from Grazing, Etc., Public Lands within Grazing Districts, Bureau of Land Management	5032	12,052,520.41	1,223,943.30	13,276,463.71	1,381,874.03	11,973,356.68
Receipts from Grazing, Etc., Public Lands within Grazing Districts, Miscellaneous, Bureau of Land Management	5044	1,090,076.64	-122,734.77	967,341.87	524,806.63	472,449.24
Recreation, Entrance and Use Fees, National Park Service	5107	704,111.59	-----	704,111.59	-----	704,111.59
Grazing Fees for Range Improvements, Taylor Grazing Act, as Amended	5132	6,910,000.02	7,789,163.53	14,699,163.55	7,789,163.53	7,480,000.02
Sale of Public Land and Materials, 5% Fund to States	5133	-----	1,118,709.56	1,118,709.56	1,118,709.56	63,766.00
Historic Preservation Fund, Receipts, Outer Continental Shelf Lands	5140	3,355,860,457.52	150,000,000.00	3,505,860,457.52	183,927,662.82	3,321,932,794.70
Payment from the General Fund, Cooperative Endangered Species Conservation Fund	5143	889,785,086.47	86,195,521.00	975,980,607.47	23,000,000.00	952,980,607.47
Revenue, Central Valley Project Restoration Fund, Bureau of Reclamation	5173	-----	52,846,399.67	52,846,399.67	52,846,399.67	-----
Fines, Penalties, and Forfeitures, Migratory Bird, North American Wetlands Conservation Fund, United States Fish and Wildlife Service	5241	7,430,608.64	147,159.50	7,577,768.14	151,301.64	7,435,090.50
Sale of Natural Gas and Oil Shale, 1n3, Bureau of Land Management, Department of Interior	5294	39,435,387.00	-----	39,435,387.00	-----	39,435,387.00
Fees for Glacier Bay National Park, National Park Service	5412	1,364,544.88	-----	1,364,544.88	-----	1,364,544.88
Oil and Gas Permit Processing Fee - 15%, Bureau of Land Management, Interior	5573	19,124,365.20	-----	19,124,365.20	-----	19,124,365.20
Water Storage Enhancement Receipts, Bureau of Reclamation, Interior	5704	235,385,482.48	482,330.42	235,867,812.90	-----	235,867,812.90
Fees, National Park Medical Services Fund, National Park Service, Interior	5762	44,425.34	1,155,427.92	1,199,853.26	1,059,805.23	140,048.03
Sale of Public Land and Materials	5881	63,827,951.44	-18,375,823.24	45,452,128.20	-----	45,452,128.20
Oregon and California Land-Grant Fund (See 2229 for General Account:	5882	42,198,013.05	12,333,457.18	54,531,470.23	-----	54,531,470.23

## Status of Unappropriated Receipts - Continued

Title	Account Symbol	Unappropriated Receipts September 30, 2023	Receipts	Total Receipts	Appropriations	Unappropriated Receipts September 30, 2024
	MAIN					
5136 and 5885 for Special Accounts)						
Receipts from National Grasslands, Bureau of Land Management	5896	2,254,350.85	424,619.79	2,678,970.64	405,544.25	2,294,950.39
Coos Bay Wagon Road Grant Fund (By Years) (See 2229 for General Account and 5898 for Special Account)	5897	930,330.35	4,027,312.44	4,957,642.79	-----	4,957,642.79
<b>Total, Department of the Interior</b>		<b>45,864,722,852.47</b>	<b>4,488,375,131.69</b>	<b>50,353,097,984.16</b>	<b>2,890,388,922.12</b>	<b>47,521,992,362.04</b>
<b>Department of Labor</b>						
Fees, HIRE Vets Medallion Award Fund, Departmental Management, Labor	5623	-----	152,040.00	152,040.00	152,040.00	-----
<b>Total, Department of Labor</b>		-----	<b>152,040.00</b>	<b>152,040.00</b>	<b>152,040.00</b>	-----
<b>Department of Transportation</b>						
Pipeline Safety User Fees, Research and Special Programs Administration	5172	46,559,256.87	188,955,709.73	235,514,966.60	185,148,727.70	50,366,238.90
<b>Total, Department of Transportation</b>		<b>46,559,256.87</b>	<b>188,955,709.73</b>	<b>235,514,966.60</b>	<b>185,148,727.70</b>	<b>50,366,238.90</b>
<b>Corps of Engineers</b>						
Special Recreation Use Fees, Army, Corps of Engineers, Civil Hydraulic Mining in California, Tax, Debris Reservoirs	5007	66,268,698.05	65,592,379.38	131,861,077.43	66,268,698.05	65,592,379.38
Receipts from Leases of Lands Acquired for Flood Control, Navigation, and Allied Purposes	5066	5,006,414.24	282,905.29	5,289,319.53	211,501.50	5,089,422.03
Licenses Under Federal Power Act, Improvement of Navigable Waters, Maintenance and Operation of Dams, Etc.	5090	27,211,623.86	20,260,230.86	47,471,854.72	19,365,047.88	29,210,614.84
User Fees, Fund for Non-Federal Use of Disposal Facilities, Corps of Engineers	5125	12,760,151.79	13,390,793.32	26,150,945.11	12,760,151.79	14,076,503.32
	5493	1,710,996.92	1,975,342.57	3,686,339.49	1,710,996.92	1,975,342.57
<b>Total, Corps of Engineers</b>		<b>112,957,884.86</b>	<b>101,501,651.42</b>	<b>214,459,536.28</b>	<b>100,316,396.14</b>	<b>115,944,262.14</b>
<b>Other Defense Civil Programs</b>						
Concessions Fees, Army National Military Cemeteries, Army	5602	408,258.00	944,704.00	1,352,962.00	1,035,754.00	317,208.00
<b>Total, Other Defense Civil Programs</b>		<b>408,258.00</b>	<b>944,704.00</b>	<b>1,352,962.00</b>	<b>1,035,754.00</b>	<b>317,208.00</b>
<b>Environmental Protection Agency</b>						
Licensing and Other Services, Environmental Protection Agency	5293	585,088.30	-----	585,088.30	-----	585,088.30
Environmental Services, Environmental Protection Agency	5295	604,055,790.63	33,064,968.74	637,120,759.37	-----	637,120,759.37
User Fees, TSCA Service Fee Fund, Environmental Protection Agency	5664	-----	4,169,104.00	4,169,104.00	4,169,104.00	-----
<b>Total, Environmental Protection Agency</b>		<b>604,640,878.93</b>	<b>37,234,072.74</b>	<b>641,874,951.67</b>	<b>4,169,104.00</b>	<b>637,705,847.67</b>

## Status of Unappropriated Receipts - Continued

Title	Account Symbol	Unappropriated Receipts September 30, 2023	Receipts	Total Receipts	Appropriations	Unappropriated Receipts September 30, 2024
	MAIN					
<b>General Services Administration</b>						
Land and Water Conservation Fund, Surplus Property Sales, National Park Service	5005	328,984,377.72	15,953,555.53	344,937,933.25	-----	344,937,933.25
Receipts, Transportation Audit Contracts and Contract Administration, General Services Administration	5250	38,944,671.39	10,302,629.61	49,247,301.00	17,225,294.28	33,024,009.72
Receipts of Rent, Leases and Lease Payments for Government-Owned Real Property, General Services Administration	5254	84,403,409.52	-9,354,767.65	75,048,641.87	374,084.34	75,294,489.53
Receipts, Acquisition Workforce Training Fund, General Services Administration	5381	6,646,185.95	18,946,835.36	25,593,021.31	-65,197.39	25,658,218.70
Asset Proceeds, Asset Proceeds and Space Management Fund, General Services Administration	5594	193,403,882.23	-----	193,403,882.23	-----	193,403,882.23
Total, General Services Administration		652,382,526.81	35,848,252.85	688,230,779.66	17,534,181.23	672,318,533.43
<b>Social Security Administration</b>						
State Supplemental Fees, Social Security Administration	5419	20,650,363.45	144,040,006.26	164,690,369.71	150,000,000.00	14,690,369.71
Administration Fees, Special Benefits for Certain World War II Veterans, Social Security Administration	5555	2,599,590.28	6,148.48	2,605,738.76	-----	2,605,738.76
Total, Social Security Administration		23,249,953.73	144,046,154.74	167,296,108.47	150,000,000.00	17,296,108.47
<b>Independent Agencies</b>						
Registry Fees, Appraisal Subcommittee	5026	6,302,226.98	1,486,529.48	7,788,756.46	2,304,315.63	5,562,664.83
Vietnam Debt Repayment Fund, Vietnam Education Foundation	5365	6,337,104.05	-----	6,337,104.05	-----	6,337,104.05
Fees, Travel Promotion Fund, Corporation for Travel Promotion	5585	309,104,796.30	216,469,218.00	525,574,014.30	105,700,000.00	425,574,014.30
Total, Independent Agencies		321,744,127.33	217,955,747.48	539,699,874.81	108,004,315.63	437,473,783.18
Total, Special Funds		104,489,628,213.46	35,119,698,710.40	139,609,326,923.86	39,895,316,717.78	99,954,773,935.08
<b>Trust Funds</b>						
<b>Legislative Branch</b>						
Bequest of Gertrude M. Hubbard, Library of Congress, Principal Account	8022	20,000.00	-----	20,000.00	-----	20,000.00
Total, Legislative Branch		20,000.00	-----	20,000.00	-----	20,000.00
<b>Department of Housing and Urban Development</b>						
Mobile Home Inspection and Monitoring Fees, Manufactured Housing Fees Trust Fund, Housing and Urban Development	8119	22,098,399.30	15,680,600.00	37,778,999.30	14,000,000.00	23,778,999.30
Total, Department of Housing and Urban Development		22,098,399.30	15,680,600.00	37,778,999.30	14,000,000.00	23,778,999.30

### Status of Unappropriated Receipts - Continued

Title	Account Symbol	Unappropriated Receipts September 30, 2023	Receipts	Total Receipts	Appropriations	Unappropriated Receipts September 30, 2024
	MAIN					
<b>Independent Agencies</b>						
Deposits, National Gallery of Art Trust Fund, Permanent Loan	8194	5,000,000.00	-----	5,000,000.00	-----	5,000,000.00
Total, Independent Agencies		5,000,000.00	-----	5,000,000.00	-----	5,000,000.00
Total, Trust Funds		27,118,399.30	15,680,600.00	42,798,999.30	14,000,000.00	28,798,999.30
Total, Unappropriated Receipts		104,516,746,612.76	35,135,379,310.40	139,652,125,923.16	39,909,316,717.78	99,983,572,934.38





# Index

4	B	C
<p>400 Years of African-American History Commission, Independent Agencies 622</p> <p style="text-align: center;"><b>A</b></p> <p>Access Board, Independent Agencies 577</p> <p>Adams Memorial Commission, Independent Agencies 623</p> <p>Administration for Children and Families, Department of Health and Human Services 251</p> <p>Administration for Community Living, Department of Health and Human Services 258</p> <p>Administration for Strategic Preparedness and Response, Department of Health and Human Services 264</p> <p>Administration of Foreign Affairs, Department of State 386</p> <p>Administrative Conference of the United States, Independent Agencies 576</p> <p>Administrative Office of the United States Courts, Judicial Branch 70</p> <p>Advisory Council on Historic Preservation, Independent Agencies 576</p> <p>African Development Foundation, International Assistance Programs 534</p> <p>Agency for Healthcare Research and Quality, Department of Health and Human Services 246</p> <p>Agency for International Development, International Assistance Programs 526</p> <p>Agricultural Marketing Service, Department of Agriculture 87</p> <p>Agricultural Research Service, Department of Agriculture 83</p> <p>Alcohol and Tobacco Tax and Trade Bureau, Department of the Treasury 452</p> <p>Alyce Spotted Bear and Walter Soboleff Com. on Native Children, Independent Agencies 622</p> <p>Alyce Spotted Bear and Walter Soboleff Commission on Native Children, Independent Agencies 622</p> <p>American Battle Monuments Commission, Other Defense Civil Programs 487</p> <p>Animal and Plant Health Inspection Service, Department of Agriculture 85</p> <p>Appalachian Regional Commission, Independent Agencies 577</p> <p>Architect of the Capitol, Legislative Branch 50</p> <p>Architectural and Transportation Barriers Compliance Board, Independent Agencies 577</p> <p>Armed Forces Retirement Home, Other Defense Civil Programs 487</p> <p style="text-align: center;"><b>B</b></p> <p>Barry Goldwater Scholarship and Excellence in Education Foundation, Independent Agencies 577</p>	<p>Benefits Programs, Department of Veterans Affairs 467</p> <p>Botanic Garden, Legislative Branch 56</p> <p>Buildings and Facilities, Department of Agriculture 110</p> <p>Bureau of Alcohol, Tobacco, Firearms, and Explosives, Department of Justice 363</p> <p>Bureau of Consumer Financial Protection, Independent Agencies 579</p> <p>Bureau of Engraving and Printing, Department of the Treasury 453</p> <p>Bureau of Indian Affairs and Bureau of Indian Education, Department of the Interior 337</p> <p>Bureau of Indian Education, Department of the Interior 320</p> <p>Bureau of Industry and Security, Department of Commerce 128</p> <p>Bureau of Labor Statistics, Department of Labor 378</p> <p>Bureau of Land Management, Department of the Interior 321</p> <p>Bureau of Mines, Department of the Interior 341</p> <p>Bureau of Ocean Energy Management, Department of the Interior 325</p> <p>Bureau of Reclamation, Department of the Interior 327</p> <p>Bureau of Safety and Environmental Enforcement, Department of the Interior 327</p> <p>Bureau of Trust Fund Administration, Department of the Interior 320</p> <p>Bureau of the Census, Department of Commerce 126</p> <p>Bureau of the Fiscal Service, Department of the Treasury 449</p> <p style="text-align: center;"><b>C</b></p> <p>Capitol Police, Legislative Branch 48</p> <p>Cemeterial Expenses, Other Defense Civil Programs 488</p> <p>Centers for Disease Control and Prevention, Department of Health and Human Services 230</p> <p>Centers for Medicare and Medicaid Services, Department of Health and Human Services 246</p> <p>Central Intelligence Agency, Independent Agencies 580</p> <p>Central Utah Project, Department of the Interior 330</p> <p>Chemical Safety and Hazard Investigation Board, Independent Agencies 580</p> <p>Christopher Columbus Fellowship Foundation, Independent Agencies 580</p> <p>Citizenship and Immigration Services, Department of Homeland Security 276</p> <p>Civil Rights Cold Case Records Review Board, Independent Agencies 623</p> <p>Commission of Fine Arts, Independent Agencies 580</p>	<p>Commission on Civil Rights, Independent Agencies 581</p> <p>Commission on Combating Synthetic Opioid Trafficking, Independent Agencies 622</p> <p>Committee for Purchase from People who are Blind or Severely Disabled, Independent Agencies 581</p> <p>Commodity Futures Trading Commission, Independent Agencies 582</p> <p>Community Planning and Development, Department of Housing and Urban Development 305</p> <p>Comptroller of the Currency, Department of the Treasury 458</p> <p>Congressional Budget Office, Legislative Branch 50</p> <p>Consumer Product Safety Commission, Independent Agencies 583</p> <p>Corporation for National and Community Service, Independent Agencies 583</p> <p>Corporation for Public Broadcasting, Independent Agencies 585</p> <p>Corporation for Travel Promotion, Independent Agencies 585</p> <p>Corps of Engineers 483</p> <p>Corps of Engineers, Corps of Engineers 480</p> <p>Council of Economic Advisers, Executive Office of the President 500</p> <p>Council of the Inspectors General on Integrity and Efficiency, Independent Agencies 585</p> <p>Council on Environmental Quality and Office of Environmental Quality, Executive Office of the President 500</p> <p>Court Services and Offender Supervision Agency for the District of Columbia, Independent Agencies 585</p> <p>Courts of Appeals, District Courts, and Other Judicial Services, Judicial Branch 69</p> <p style="text-align: center;"><b>D</b></p> <p>Deductions for Offsetting Receipts, Adams Memorial Commission 623</p> <p>Deductions for Offsetting Receipts, Advisory Council on Historic Preservation 576</p> <p>Deductions for Offsetting Receipts, African Development Foundation 534</p> <p>Deductions for Offsetting Receipts, Agency for International Development 531</p> <p>Deductions for Offsetting Receipts, Barry Goldwater Scholarship and Excellence in Education Foundation 578</p> <p>Deductions for Offsetting Receipts, Bureau of Consumer Financial Protection 579</p> <p>Deductions for Offsetting Receipts, Chemical Safety and Hazard Investigation Board 580</p>

## Index

D	D	D	
Deductions for Offsetting Receipts, Commission on Civil Rights	581	Deductions for Offsetting Receipts, National Endowment for the Arts	605
Deductions for Offsetting Receipts, Committee for Purchase from People who are Blind or Severely Disabled	581	Deductions for Offsetting Receipts, National Endowment for the Humanities	605
Deductions for Offsetting Receipts, Commodity Futures Trading Commission	582	Deductions for Offsetting Receipts, National Labor Relations Board	606
Deductions for Offsetting Receipts, Consumer Product Safety Commission	583	Deductions for Offsetting Receipts, National Science Foundation	554
Deductions for Offsetting Receipts, Corporation for National and Community Service	585	Deductions for Offsetting Receipts, National Transportation Safety Board	607
Deductions for Offsetting Receipts, Corps of Engineers	483	Deductions for Offsetting Receipts, Nuclear Regulatory Commission	608
Deductions for Offsetting Receipts, Defense Nuclear Facilities Safety Board	586	Deductions for Offsetting Receipts, Occupational Safety and Health Review Commission	609
Deductions for Offsetting Receipts, Delta Regional Authority	586	Deductions for Offsetting Receipts, Office of Personnel Management	560
Deductions for Offsetting Receipts, Denali Commission	587	Deductions for Offsetting Receipts, Other Commissions and Boards	610
Deductions for Offsetting Receipts, Department of Agriculture	111	Deductions for Offsetting Receipts, Other Defense Civil Programs	489
Deductions for Offsetting Receipts, Department of Commerce	135	Deductions for Offsetting Receipts, Patient-Centered Outcomes Research Trust Fund	611
Deductions for Offsetting Receipts, Department of Defense--Military Programs	176	Deductions for Offsetting Receipts, Peace Corps	533
Deductions for Offsetting Receipts, Department of Education	202	Deductions for Offsetting Receipts, Public Defender Service for the District of Columbia	621
Deductions for Offsetting Receipts, Department of Energy	219	Deductions for Offsetting Receipts, Railroad Retirement Board	614
Deductions for Offsetting Receipts, Department of Health and Human Services	265	Deductions for Offsetting Receipts, Securities and Exchange Commission	615
Deductions for Offsetting Receipts, Department of Homeland Security	296	Deductions for Offsetting Receipts, Small Business Administration	566
Deductions for Offsetting Receipts, Department of Housing and Urban Development	315	Deductions for Offsetting Receipts, Smithsonian Institution	616
Deductions for Offsetting Receipts, Department of Justice	366	Deductions for Offsetting Receipts, Social Security Administration	572
Deductions for Offsetting Receipts, Department of Labor	381	Deductions for Offsetting Receipts, Surface Transportation Board	617
Deductions for Offsetting Receipts, Department of State	398	Deductions for Offsetting Receipts, United States Agency for Global Media	579
Deductions for Offsetting Receipts, Department of Transportation	431	Deductions for Offsetting Receipts, United States International Development Finance Corporation	537
Deductions for Offsetting Receipts, Department of Veterans Affairs	474	Defense Nuclear Facilities Safety Board, Independent Agencies	586
Deductions for Offsetting Receipts, Department of the Interior	348	Delta Regional Authority, Independent Agencies	586
Deductions for Offsetting Receipts, Department of the Treasury	458	Denali Commission, Independent Agencies	587
Deductions for Offsetting Receipts, District of Columbia	588	Department of Agriculture	76
Deductions for Offsetting Receipts, Election Assistance Commission	590	Department of Commerce	124
Deductions for Offsetting Receipts, Environmental Protection Agency	495	Department of Defense--Military Programs	140
Deductions for Offsetting Receipts, Equal Employment Opportunity Commission	590		
Deductions for Offsetting Receipts, Executive Office of the President	505		
		Deductions for Offsetting Receipts, Export-Import Bank of the United States	592
		Deductions for Offsetting Receipts, Farm Credit Administration	592
		Deductions for Offsetting Receipts, Federal Communications Commission	593
		Deductions for Offsetting Receipts, Federal Election Commission	595
		Deductions for Offsetting Receipts, Federal Financial Institutions Examination Council	595
		Deductions for Offsetting Receipts, Federal Housing Finance Agency	595
		Deductions for Offsetting Receipts, Federal Labor Relations Authority	596
		Deductions for Offsetting Receipts, Federal Maritime Commission	596
		Deductions for Offsetting Receipts, Federal Mine Safety and Health Review Commission	597
		Deductions for Offsetting Receipts, Federal Permitting Improvement Steering Council	622
		Deductions for Offsetting Receipts, Federal Trade Commission	597
		Deductions for Offsetting Receipts, General Services Administration	514
		Deductions for Offsetting Receipts, Gulf Coast Ecosystem Restoration Council	597
		Deductions for Offsetting Receipts, Harry S Truman Scholarship Foundation	598
		Deductions for Offsetting Receipts, Institute of Museum and Library Services	599
		Deductions for Offsetting Receipts, Inter-American Foundation	534
		Deductions for Offsetting Receipts, International Security Assistance	523
		Deductions for Offsetting Receipts, International Trade Commission	599
		Deductions for Offsetting Receipts, James Madison Memorial Fellowship Foundation	600
		Deductions for Offsetting Receipts, Judicial Branch	72
		Deductions for Offsetting Receipts, Legislative Branch	65
		Deductions for Offsetting Receipts, Military Sales Program	535
		Deductions for Offsetting Receipts, Millennium Challenge Corporation	516
		Deductions for Offsetting Receipts, Morris K. Udall and Stewart L. Udall Foundation	601
		Deductions for Offsetting Receipts, Multilateral Assistance	526
		Deductions for Offsetting Receipts, National Aeronautics and Space Administration	548
		Deductions for Offsetting Receipts, National Archives and Records Administration	603

# Index

D		E		F	
Department of Education	202	Educational Benefits, Other Defense Civil Programs	486	Federal Financial Institutions Examination Council, Independent Agencies	595
Department of Education, Department of Education	192	Election Assistance Commission, Independent Agencies	589	Federal Financing Bank, Department of the Treasury	452
Department of Energy	219	Employee Benefits Security Administration, Department of Labor	374	Federal Highway Administration, Department of Transportation	413
Department of Health and Human Services	224	Employment and Training Administration, Department of Labor	370	Federal Housing Finance Agency, Independent Agencies	595
Department of Homeland Security	272	Energy Programs, Department of Energy	210	Federal Judicial Center, Judicial Branch	70
Department of Housing and Urban Development	302	Environmental Protection Agency	492	Federal Labor Relations Authority, Independent Agencies	595
Department of Justice	366	Environmental Protection Agency, Environmental Protection Agency	492	Federal Law Enforcement Training Center, Department of Homeland Security	280
Department of Labor	381	Environmental and Other Defense Activities, Department of Energy	209	Federal Maritime Commission, Independent Agencies	596
Department of State	398	Equal Employment Opportunity Commission, Independent Agencies	590	Federal Mediation and Conciliation Service, Independent Agencies	596
Department of Transportation	431	Executive Office of the President	498	Federal Mine Safety and Health Review Commission, Independent Agencies	597
Department of Veterans Affairs	464	Executive Office of the President, Executive Office of the President	498	Federal Motor Carrier Safety Administration, Department of Transportation	418
Department of the Interior	348	Executive Operations, Department of Agriculture	79	Federal Permitting Improvement Council, Independent Agencies	621
Department of the Interior, Department of the Interior	320	Executive Residence at the White House, Executive Office of the President	498	Federal Permitting Improvement Steering Council, Independent Agencies	621
Department of the Treasury	442	Export-Import Bank of the United States, Independent Agencies	591	Federal Prison System, Department of Justice	364
Department-Wide Programs, Department of the Interior	345			Federal Railroad Administration, Department of Transportation	421
Departmental Administration, Department of Energy	218	<b>F</b>		Federal Trade Commission, Independent Agencies	597
Departmental Administration, Department of Veterans Affairs	470	FDIC - Office of Inspector General, Independent Agencies	594	Federal Transit Administration, Department of Transportation	423
Departmental Management and Operations, Department of Homeland Security	272	FSLIC Resolution, Independent Agencies	593	Financial Crimes Enforcement Network, Department of the Treasury	448
Departmental Management, Department of Commerce	124	Fair Housing and Equal Opportunity, Department of Housing and Urban Development	312	Financing Accounts, Department of Agriculture	112
Departmental Management, Department of Education	201	Family Housing, Department of Defense--Military Programs	170	Financing Accounts, Department of Commerce	135
Departmental Management, Department of Health and Human Services	258	Farm Credit Administration, Independent Agencies	592	Financing Accounts, Department of Defense--Military Programs	177
Departmental Management, Department of Labor	378	Farm Credit System Insurance Corporation, Independent Agencies	592	Financing Accounts, Department of Education	203
Departmental Offices, Department of the Interior	341	Farm Production and Conservation, Department of Agriculture	111	Financing Accounts, Department of Energy	219
Departmental Offices, Department of the Treasury	442	Farm Service Agency, Department of Agriculture	89	Financing Accounts, Department of Health and Human Services	265
Deposit Insurance, Independent Agencies	593	Federal Aviation Administration, Department of Transportation	410	Financing Accounts, Department of Homeland Security	297
District of Columbia Courts, Independent Agencies	587	Federal Bureau of Investigation, Department of Justice	362	Financing Accounts, Department of Housing and Urban Development	316
District of Columbia General and Special Payments, Independent Agencies	588	Federal Communications Commission, Independent Agencies	592	Financing Accounts, Department of State	399
District of Columbia, Independent Agencies	587	Federal Deposit Insurance Corporation, Independent Agencies	593	Financing Accounts, Department of Transportation	431
Domestic Nuclear Detection Office, Department of Homeland Security	295	Federal Drug Control Programs, Independent Agencies	594	Financing Accounts, Department of Veterans Affairs	474
Drug Enforcement Administration, Department of Justice	363	Federal Election Commission, Independent Agencies	594	Financing Accounts, Department of the Interior	348
		Federal Emergency Management Agency, Department of Homeland Security	291	Financing Accounts, Department of the Treasury	459
<b>E</b>		Federal Financial Institutions Examination Council Appraisal Subcommittee, Independent Agencies	595	Financing Accounts, Environmental Protection Agency	495
Economic Development Administration, Department of Commerce	125				
Economic Research Service, Department of Agriculture	82				
Economics and Statistics Administration, Department of Commerce	127				

## Index

F	I	L
Financing Accounts, Independent Agencies 623	Institute of American Indian and Alaska Native Culture and Arts Development, Independent Agencies 598	Library of Congress, Legislative Branch 56
Financing Accounts, International Assistance Programs 538	Institute of Education Sciences, Department of Education 201	M
Financing Accounts, Small Business Administration 566	Institute of Museum and Library Services, Independent Agencies 598	Management Directorate, Department of Homeland Security 296
Fish and Wildlife and Parks, Department of the Interior 331	Insular Affairs, Department of the Interior 343	Management and Administration, Department of Housing and Urban Development 313
Food Safety and Inspection Service, Department of Agriculture 86	Intelligence Community Management Account, Independent Agencies 599	Marine Mammal Commission, Independent Agencies 600
Food and Drug Administration, Department of Health and Human Services 224	Inter-American Foundation, International Assistance Programs 534	Maritime Administration, Department of Transportation 428
Food and Nutrition Service, Department of Agriculture 102	Interagency Law Enforcement, Department of Justice 361	Memorandum, Department of Agriculture 112
Foreign Agricultural Service, Department of Agriculture 101	Interest on the Public Debt, Department of the Treasury 458	Memorandum, Department of Commerce 135
Forest Service, Department of Agriculture 104	Internal Revenue Service, Department of the Treasury 453	Memorandum, Department of Defense--Military Programs 177
Forest and Wildlife Conservation, Military Reservations, Other Defense Civil Programs 488	International Assistance Programs 516	Memorandum, Department of Education 203
G	International Commissions, Department of State 391	Memorandum, Department of Energy 219
General Activities, General Services Administration 511	International Monetary Programs, International Assistance Programs 535	Memorandum, Department of Health and Human Services 265
General Administration, Department of Justice 356	International Organizations and Conferences, Department of State 390	Memorandum, Department of Homeland Security 297
General Services Administration 510	International Reconstruction and Other Assistance, Department of Defense--Military Programs 153	Memorandum, Department of Housing and Urban Development 316
Government Accountability Office, Legislative Branch 60	International Security Assistance, International Assistance Programs 516	Memorandum, Department of State 399
Government National Mortgage Association, Department of Housing and Urban Development 311	International Trade Administration, Department of Commerce 127	Memorandum, Department of Transportation 431
Government Publishing Office, Legislative Branch 59	International Trade Commission, Independent Agencies 599	Memorandum, Department of Veterans Affairs 474
Gulf Coast Ecosystem Restoration Council, Independent Agencies 597	J	Memorandum, Department of the Interior 348
H	James Madison Memorial Fellowship Foundation, Independent Agencies 599	Memorandum, Department of the Treasury 458
Harry S Truman Scholarship Foundation, Independent Agencies 598	Japan-United States Friendship Commission, Independent Agencies 600	Memorandum, Environmental Protection Agency 495
Hazardous Materials Management, Department of Agriculture 111	Joint Items, Legislative Branch 47	Memorandum, Independent Agencies 623
Health Resources and Services Administration, Department of Health and Human Services 225	Judicial Branch 72	Memorandum, International Assistance Programs 538
House of Representatives, Legislative Branch 46	Judicial Retirement Funds, Judicial Branch 71	Memorandum, Small Business Administration 566
Housing Programs, Department of Housing and Urban Development 307	L	Merit Systems Protection Board, Independent Agencies 600
Hurricane Education Recovery, Department of Education 202	Land and Minerals Management, Department of the Interior 321	Military Compensation and Retirement Modernization Commission, Independent Agencies 601
I	Legal Activities and U.S. Marshals, Department of Justice 358	Military Construction, Department of Defense--Military Programs 165
Immigration and Customs Enforcement, Department of Homeland Security 281	Legal Services Corporation, Independent Agencies 600	Military Personnel, Department of Defense--Military Programs 140
Indian Affairs, Department of the Interior 337	Legislative Branch 42	Military Retirement, Other Defense Civil Programs 486
Indian Health Service, Department of Health and Human Services 229	Legislative Branch Boards and Commissions, Legislative Branch 61	Military Sales Program, International Assistance Programs 535
		Millennium Challenge Corporation, International Assistance Programs 516
		Mine Safety and Health Administration, Department of Labor 378
		Minority Business Development Agency, Department of Commerce 128
		Morris K. Udall and Stewart L. Udall Foundation, Independent Agencies 601

# Index

M		N		O	
Multilateral Assistance, International Assistance Programs	523	National Space Council, Executive Office of the President	505	Office of Management and Budget, Executive Office of the President	502
		National Technical Information Service, Department of Commerce	132	Office of National Drug Control Policy, Executive Office of the President	502
		National Telecommunications and Information Administration, Department of Commerce	133	Office of Navajo and Hopi Indian Relocation, Independent Agencies	609
National Aeronautics and Space Administration	548	National Transportation Safety Board, Independent Agencies	606	Office of Pandemic Preparedness and Response, Executive Office of the President	505
National Aeronautics and Space Administration, National Aeronautics and Space Administration	544	Natural Resources Conservation Service, Department of Agriculture	92	Office of Personnel Management	560
National Agricultural Statistics Service, Department of Agriculture	82	Neighborhood Reinvestment Corporation, Independent Agencies	607	Office of Personnel Management, Office of Personnel Management	558
National Archives and Records Administration, Independent Agencies	601	Northern Border Regional Commission, Independent Agencies	607	Office of Postsecondary Education, Department of Education	197
National Capital Planning Commission, Independent Agencies	603	Nuclear Regulatory Commission, Independent Agencies	607	Office of Science and Technology Policy, Executive Office of the President	503
National Commission on Military Aviation Safety, Independent Agencies	621	Nuclear Waste Technical Review Board, Independent Agencies	608	Office of Special Counsel, Independent Agencies	609
National Council on Disability, Independent Agencies	603			Office of Special Education and Rehabilitative Services, Department of Education	195
National Credit Union Administration, Independent Agencies	604	<b>O</b>		Office of Surface Mining Reclamation and Enforcement, Department of the Interior	326
National Endowment for the Arts, Independent Agencies	604	Occupational Safety and Health Administration, Department of Labor	377	Office of Vocational and Adult Education, Department of Education	196
National Endowment for the Humanities, Independent Agencies	605	Occupational Safety and Health Review Commission, Independent Agencies	608	Office of Workers' Compensation Programs, Department of Labor	375
National Highway Traffic Safety Administration, Department of Transportation	419	Office of Administration, Executive Office of the President	501	Office of the General Counsel, Department of Agriculture	81
National Indian Gaming Commission, Department of the Interior	345	Office of Chief Financial Officer, Department of Agriculture	110	Office of the Inspector General, Department of Health and Human Services	264
National Institute of Food and Agriculture, Department of Agriculture	83	Office of Chief Information Officer, Department of Agriculture	111	Office of the Inspector General, Department of Homeland Security	275
National Institute of Standards and Technology, Department of Commerce	132	Office of Civil Rights, Department of Agriculture	80	Office of the Secretary, Department of Agriculture	76
National Institutes of Health, Department of Health and Human Services	236	Office of Compliance, Legislative Branch	50	Office of the Secretary, Department of Transportation	404
National Labor Relations Board, Independent Agencies	605	Office of Disability Employment Policy, Department of Labor	380	Office of the Solicitor, Department of the Interior	344
National Mediation Board, Independent Agencies	606	Office of Elementary and Secondary Education, Department of Education	192	Office of the Special Trustee for American Indians, Department of the Interior	345
National Nuclear Security Administration, Department of Energy	208	Office of English Language Acquisition, Department of Education	194	Office of the United States Trade Representative, Executive Office of the President	503
National Oceanic and Atmospheric Administration, Department of Commerce	129	Office of Federal Contract Compliance Programs, Department of Labor	377	Operation and Maintenance, Department of Defense--Military Programs	144
National Park Service, Department of the Interior	334	Office of Federal Student Aid, Department of Education	199	Other Commissions and Boards, Independent Agencies	609
National Protection and Programs Directorate, Department of Homeland Security	289	Office of Government Ethics, Independent Agencies	609	Other Defense Civil Programs	489
National Railroad Passenger Corporation Office of Inspector General, Independent Agencies	606	Office of Innovation and Improvement, Department of Education	194	Other, Department of State	392
National Science Foundation	554	Office of Inspector General, Department of Agriculture	81	Overseas Private Investment Corporation, International Assistance Programs	532
National Science Foundation, National Science Foundation	552	Office of Inspector General, Department of Transportation	428		
National Security Commission on Artificial Intelligence, Independent Agencies	621	Office of Inspector General, Department of the Interior	344	<b>P</b>	
National Security Council and Homeland Security Council, Executive Office of the President	501	Office of Justice Programs, Department of Justice	365	Patient-Centered Outcomes Research Trust Fund, Independent Agencies	610
National Security Division, Department of Justice	361	Office of Labor Management Standards, Department of Labor	377		
		Office of Lead Hazard Control and Healthy Homes, Department of Housing and Urban Development	312		

## Index

P	S	U	
Peace Corps, International Assistance Programs	533	United States Court of Appeals for the Federal Circuit, Judicial Branch	68
Pension Benefit Guaranty Corporation, Department of Labor	374	United States Court of International Trade, Judicial Branch	69
Pipeline and Hazardous Materials Safety Administration, Department of Transportation	426	United States Fish and Wildlife Service, Department of the Interior	331
Policy Development and Research, Department of Housing and Urban Development	311	United States Geological Survey, Department of the Interior	330
Postal Service, Independent Agencies	611	United States Holocaust Memorial Museum, Independent Agencies	618
Power Marketing Administration, Department of Energy	216	United States Institute of Peace, Independent Agencies	619
Presidio Trust, Independent Agencies	612	United States Interagency Council on Homelessness, Independent Agencies	620
Privacy and Civil Liberties Oversight Board, Independent Agencies	612	United States International Development Finance Corporation, International Assistance Programs	536
Procurement, Department of Defense--Military Programs	154	United States Mint, Department of the Treasury	453
Program Support Center, Department of Health and Human Services	262	United States Parole Commission, Department of Justice	357
Public Debt Retirement, Department of the Treasury	458	United States Railway Association, Independent Agencies	620
Public Defender Service for the District of Columbia, Independent Agencies	620	United States Secret Service, Department of Homeland Security	277
Public and Indian Housing Programs, Department of Housing and Urban Development	302	United States Sentencing Commission, Judicial Branch	71
		United States Tax Court, Legislative Branch	60
R		V	
Radiation Exposure Compensation, Department of Justice	361	Veterans Health Administration, Department of Veterans Affairs	464
Railroad Retirement Board, Independent Agencies	612	Vietnam Education Foundation, Independent Agencies	620
Real Property Activities, General Services Administration	510	W	
Refunds of Receipts, Department of the Treasury	459	Wage and Hour Division, Department of Labor	376
Research, Development, Test, and Evaluation, Department of Defense--Military Programs	162	Water and Science, Department of the Interior	327
Retiree Health Care, Other Defense Civil Programs	486		
Revolving and Management Funds, Department of Defense--Military Programs	173		
Risk Management Agency, Department of Agriculture	88		
Rural Business - Cooperative Service, Department of Agriculture	97		
Rural Development, Department of Agriculture	94		
Rural Housing Service, Department of Agriculture	95		
Rural Utilities Service, Department of Agriculture	99		
S	T		
Saint Lawrence Seaway Development Corporation, Department of Transportation	425	Tennessee Valley Authority, Independent Agencies	618
Science and Technology, Department of Homeland Security	294	The White House, Executive Office of the President	498
		Trade and Development Agency, International Assistance Programs	532
		Transportation Security Administration, Department of Homeland Security	278
		Trust Funds, Department of Defense--Military Programs	174
S	U		
		U.S. Customs and Border Protection, Department of Homeland Security	283
		U.S. Patent and Trademark Office, Department of Commerce	132
		Unanticipated Needs, Executive Office of the President	504
		United States Agency for Global Media, Independent Agencies	578
		United States Coast Guard, Department of Homeland Security	286
		United States Court of Appeals for Veterans Claims, Independent Agencies	618