




# COMBINED STATEMENT OF RECEIPTS, OUTLAYS, & BALANCES

## OF THE UNITED STATES GOVERNMENT

FISCAL YEAR 2022



Compiled and Published by The U.S. Department of the Treasury | Bureau of the Fiscal Service





COMMISSIONER

DEPARTMENT OF THE TREASURY  
BUREAU OF THE FISCAL SERVICE  
WASHINGTON, DC 20227

November 2, 2022

Citizens of the United States of America:

In accordance with the provisions of Section 114(a) of the Act of September 12, 1950 (31 U.S.C. 3513(a)), I am transmitting herewith the Combined Statement of Receipts, Outlays, and Balances of the United States Government for the fiscal year (FY) ended September 30, 2022.

This statement presents budget results and the cash-related assets and liabilities of the Federal Government with supporting details.

The financial results for the year include total receipts of \$4,896 billion, an increase of \$850 billion from FY 2021 receipts; total outlays of \$6,271 billion, a decrease of \$550 billion from FY 2021 outlays; and a \$1,375 billion deficit, a decrease of \$1,400 billion from the FY 2021 deficit.

The budget figures presented in this statement represent agency reporting for FY 2022 and adjustments to those year-end figures as reported through October 18, 2022. Revisions may be necessary once agencies have fully reconciled their data.

Sincerely,

A handwritten signature in blue ink that reads "Tim Gribben".

Timothy Gribben  
Commissioner

Enclosure



---

## Contents

---

Preface	1
Description of Accounts Relating to Cash Operations	3
Explanation of Transactions and Basis of Figures	5
<b>Part One</b>	
<b>Fiscal Year 2022 Summary</b>	
Financial Highlights	11
Receipts by Source - Summary	13
Outlays by Function	15
United States Summary General Ledger Balances	17
<b>Part Two</b>	
<b>Details of Receipts</b>	
Receipts by Source Categories	23
<b>Part Three</b>	
<b>Detail of Appropriations, Outlays, and Balances</b>	
Legislative Branch	42
Judicial Branch	68
Department of Agriculture	76
Department of Commerce	124
Department of Defense--Military Programs	140
Department of Education	190
Department of Energy	204
Department of Health and Human Services	218
Department of Homeland Security	266
Department of Housing and Urban Development	296
Department of the Interior	316
Department of Justice	352
Department of Labor	366
Department of State	380
Department of Transportation	396
Department of the Treasury	432
Department of Veterans Affairs	454
Corps of Engineers	468
Other Defense Civil Programs	474
Environmental Protection Agency	480
Executive Office of the President	486
General Services Administration	498
International Assistance Programs	504
National Aeronautics and Space Administration	526
National Science Foundation	534
Office of Personnel Management	540
Small Business Administration	546
Social Security Administration	552
Independent Agencies	558
<b>Part Four</b>	
<b>Other Information</b>	
Deposit Funds	610
Receipts by Department	635
Federal Securities Issued Under Special Financing Authority	669
Federal Securities Held as Investments of Government Accounts	671
Status of Unappropriated Receipts	679

## Contents

---

Index

685

# Preface

---

## Treasury Profile

On September 2, 1789, an act of Congress created the Department of the Treasury. Many subsequent acts influenced the development of the Department. Those acts delegated new duties and established the numerous bureaus and divisions that now compose the Department. Today, the Treasury's mission can be categorized into four basic functions: formulating and recommending economic, financial, tax and fiscal policies; serving as financial manager and financial agent for the U.S. Government; enforcing Federal finance and tax laws; and manufacturing coins and currency.

## Bureau of the Fiscal Service

The Bureau of the Fiscal Service (Fiscal Service), a bureau of the Department of the Treasury, performs a critical role in fulfilling the Treasury's mission as the Government's financial manager. For example, Fiscal Service makes Federal payments and collections. It also maintains the Government's central accounting and reporting systems. In addition, Fiscal Service administers the Government's cash management programs, credit and debt collection activities, and various other financial services.

In its role as Federal financial agent, the Fiscal Service publishes the "Combined Statement of Receipts, Outlays, and Balances of the United States Government." This statement includes data maintained in the central accounts, which are provided by Federal entities, disbursing officers and the Federal Reserve Banks.

An electronic version of the report can be found on the Fiscal Service website at <https://www.fiscal.treasury.gov/reports-statements/combined-statement/>

## Legislative Requirement

The Constitution of the United States, Article 1, Section 9, clause 7, outlines requirements for a report on the receipts and outlays of the Government. It provides, in part, that "No Money shall be drawn from the Treasury, but in Consequence of Appropriations made by law; and a regular Statement and Account of the Receipts and Expenditures of all public Money shall be published from time to time."

31 U.S.C. 3513(a) provides in part, "The Secretary of the Treasury shall prepare reports that will inform the President, Congress, and the public on the financial operations of the United States Government."

This statement is recognized as the official publication of receipts and outlays. Several major Government bodies rely on data found in this report. The Congressional Budget Office uses it to serve the needs of Congress; the Office of Management and Budget uses the data to review the President's Budget programs; the Government Accountability Office uses it to perform audit activities; the various departments and agencies of the Government use it to reconcile their accounts; and the public uses it to review the operations of their Government. The budget figures presented in this statement represent agency reporting for fiscal 2022 and adjustments to those year-end figures as reported through October 18, 2022. Revisions may be necessary once agencies have fully reconciled their data. Any changes will be published in other reports prepared by the Fiscal Service that contain related information. These include: the "Daily Treasury Statement," the "Monthly Treasury Statement of Receipts and Outlays of the United States Government," and the "Treasury Bulletin."





## Description of Accounts Relating to Cash Operations

---

The classes of accounts maintained in connection with the cash operation of the Federal Government, exclusive of public debt operations, include: (1) The accounts of fiscal officers or agents, collectively, who receive money for deposit in the U.S. Treasury or for the authorized disposition or who make expenditures by drawing checks on the Treasury of the United States or by effecting payments in some other manner; (2) the accounts of administrative agencies which classify receipt and outlay transactions according to the individual receipt, appropriation, or fund account; and (3) the accounts of the Treasury of the United States which office is responsible for the receipt and custody of money deposited by fiscal officers or agents, for the payment of checks drawn on the Treasury, and the payment of public debt securities redeemed. A set of central accounts is maintained in the Department of Treasury for the purpose of consolidating financial data reported periodically from these three sources in order to present the results of cash operations in central financial reports, for the Government as a whole, and as a means of internal control.

The central accounts relating to cash operations disclose monthly and fiscal year information on: (1) the Government's receipts by principle sources, and its outlays according to the different appropriations and other funds involved; and (2) the cash transactions, classified by types, together with certain directly related assets and liabilities which underlie such receipts and outlays. Accounting for receipts is on the basis of collections, accounting for outlays is on the basis of checks issued and cash payment made (cash basis). However, the interest on the public debt, public issues, is on the accrual basis while the interest on special issues is on the cash basis. The structure of the accounts provides for reconciliation, on a firm accounting basis, between the published reports of receipts and outlays for the Government as a whole and changes in the Treasury cash balances by means of such factors as checks outstanding, deposits in transit, and cash held outside the Treasury. Within the central accounts, receipt and outlay accounts are classified as described in the following paragraphs.

### Budget Receipt and Outlay Accounts

**General fund receipt accounts** are credited with all receipts, which are not earmarked by law for a specific purpose. General fund receipts consist principally of internal revenue collections, which include income taxes, excise taxes, estate, gift, and employment taxes. The remainder consists of customs duties and a large number of miscellaneous receipts, including fees for permits and licenses, fines, penalties, and forfeitures; interest and dividends; rentals; royalties; and sale of Government property.

**Special fund receipt accounts** are credited with receipts from specific sources which are earmarked by law for a specific purpose but which are not generated from a cycle of operations. The Congress may appropriate these receipts on an annual basis or for an indefinite period of time. Examples of special fund receipts are those arising from rents and royalties under the Mineral Leasing Act, the revenue from visitors to Yellowstone National Park, the proceeds of the sale of certain timber and reserve lands, and other receipts authorized to be credited to the reclamation fund.

**General fund expenditure accounts** are established to record amounts appropriated by Congress to be expended for the general support of the Government. Such accounts are classified according to the limitations that are established by the Congress with respect to the period of availability for obligation of the appropriation, as 1-year, multiple-year, or "no-year" (without a time limit), and with respect to the agency authorized to enter into obligations and approve outlays.

**Special fund expenditure accounts** are established to record appropriated amounts of special fund receipts to be expended for special programs in accordance with specific provisions of law. These accounts are generally available without time limit, but may also be subject to time limitations as in the case of general fund accounts.

**Revolving fund accounts** are funds authorized by specific provisions of law to finance a continuing cycle of operations in which outlays generate receipts, and the receipts are available for outlay without further action by Congress. They are classified as (a) public enterprise funds where receipts come primarily from sources outside the Government and (b) intragovernmental funds where receipts come primarily from other appropriations or funds. These accounts are usually designated as "no-year" accounts, i.e. they are without limitation as to period of availability for outlay. Examples of public enterprise revolving funds are the Tennessee Valley Authority and the Commodity Credit Corporation. Examples of intergovernmental revolving funds are the General Supply Fund administered by the General services Administration and the Government Printing Office Revolving Fund.

**Consolidated working fund accounts** are established to receive (and subsequently disburse) advance payment from the agencies or bureaus pursuant to Section 601 of the Economy Act (31 U.S.C. 1535) or other provisions of law. Consolidated working funds may be credited with advances from more than one appropriation for the procurement of goods and services to be furnished by the performing agency with the use of its own facilities within the same fiscal year. Outlays recorded in these accounts are stated net of advances credited and are classified under the agencies administering the accounts. The accounts are subject to the fiscal year limitations of the appropriations or funds from which advanced.

## Description of Accounts Relating to Cash Operations

---

**Management fund accounts** are working fund accounts authorized by law to facilitate accounting for and administration of intragovernmental activities (other than a continuing cycle of operations), which are financed by two or more appropriations. This classification is also often applied to the consolidated working funds for interagency activities described above.

**Trust fund accounts** are accounts maintained to record the receipt and outlay of monies held in trust by the Government for use in carrying out specific purposes or programs in accordance with the terms of a trust agreement or statute. The receipts of many trust funds, especially the major ones, not needed for current payments, are invested in public debt and Government Agency securities. Generally, trust fund accounts consist of separate receipt and outlay accounts, but when the trust corpus is established to perform a business-type operation, the fund is called a "trust revolving fund" and a combined receipt and outlay account is used. Some of the major trust fund accounts are the Federal Old Age and Survivors Insurance Trust Fund, Unemployment Trust Fund, Civil Service Retirement and Disability Trust Fund, The National Service Life Insurance Trust Fund, and the Highway Trust Fund.

**Allocation (formerly Transfer appropriation) accounts** are established to receive (and subsequently disburse) allocations which are treated as non-expenditure transactions at the time the allocation is made including certain transfers under Section 601 of the Economy Act (31 U.S.C. 1535), and similar provisions of law.

# Explanation of Transactions and Basis of Figures

---

As indicated in the “Table of Contents,” the Combined Statement of Receipts, Outlays, and Balances of the United States Government consists of Part One - Fiscal Year Summary Statements; Part Two – Details of Receipts; and Part Three – Details of Appropriations, Outlays, and Balances.

## Part One: Fiscal Year Summary

Part One consists of summary reports featuring Financial Highlights, Receipts by Source, and Outlays by Function. In addition a summary statement representing the Federal Government’s Central Summary General Ledger Account Balances is included.

## Part Two: Details of Receipts

Part Two of this report contains the detail of internal revenue, customs, and miscellaneous receipts. Internal revenue and customs receipts are included in this report on the basis of reports of collections, which means they are reported as of the time that the cash received is placed under accounting control. Other receipts of the Government are reported on a collections received basis. Revolving fund and management fund receipts, reimbursements, and refunds of monies previously expended are not included in the receipt tables but are deducted from gross outlays.

## Part Three: Details of Appropriations, Outlays, and Balances

Part Three of this report contains the detailed tabulations of outlays accounts, by organizational unit showing the various transactions that relate to such accounts which affect the budget surplus or deficit of the Government. The accounts are arranged according to general, special, revolving, management and trust funds; showing the titles, period of availability and account symbols. Following are explanations of the column headings in the tabulations.

### 1. Balances beginning of fiscal year

The amounts shown in the first money column represent ending balances as of the close of the preceding fiscal year. An analysis of the totals of these balances, expressed in terms of Fund Resources, is presented on the basis of reports of the administrative agencies, in accordance with the Treasury Financial Manual. Fund Resources include:

- Undisbursed balances (by fiscal year account)
- Investments in Federal securities—represent investment holding (as par value) of Government accounts in public debt or agency securities.
- Unfunded contract authority—represent unused authority.
- Funds held outside the Treasury—represent cash held outside Treasury, including cashier funds.
- Borrowing authority—may be classified as either “definite” or “indefinite.” Definite authority to borrow is stated by law as a specific aggregate sum that cumulative borrowings cannot exceed. Indefinite borrowing authority is categorized as either (1) unlimited borrowing authority – whereby the law allows the agency to borrow as needed or (2) authority set by legislative ceiling – whereby the law allows the agency to borrow as needed but sets a specific dollar limit on the amount outstanding at any one time. For accounts with definite borrowing authority, these amounts represent unused authority. For accounts with indefinite borrowing authority, these amounts represent those unpaid obligations covered by borrowing authority at the beginning of the fiscal year.

### 2. Appropriations and other obligational authority

- Appropriations—Article I, Section 9, of the Constitution of the United States provides in part that “No Money shall be drawn from the Treasury, but in Consequence of Appropriations made by Law ...” The appropriations included in this report are the amounts which Congress authorized to be established for the fiscal amounts which agencies may obligate during the time period specified in the respective appropriation acts. In some instances, the Congress re-appropriates part or all of the unobligated balances of prior-year appropriations that would otherwise expire. In other instances, the Congress authorizes the transfer of obligational authority of particular appropriation accounts and is explained by applicable footnotes. The appropriations are classified to show the amounts appropriated from an organizational standpoint, and are shown in the second money column.
- Contract authorities—represent a grant of authority by the Congress to incur obligations prior to the enactment of appropriations. Contract authority does not, in itself, permit the spending of money. It must be allowed by an appropriation to permit payment of the obligations that are incurred thereunder. New contract authority granted during the fiscal year is shown in the second money column. Appropriations enacted for the fiscal year to liquidate such authority are included in this column as current year appropriations with a corresponding decrease to unfunded contract authority.
- Authority to borrow from the Treasury and the public—In some instances, the Congress grants authority to Government corporations or agencies to make outlays from funds to be borrowed from the Secretary of the Treasury or from the public. In the case of borrowing from the Treasury, the Secretary is directed to use proceeds

## Explanation of Transactions and Basis of Figures

---

from the sale of public debt securities. Legislation is generally specific with respect to the amount of money that can be advanced by the Treasury to each corporation or agency and often requires that borrowing transaction be accomplished by the issuance of formal notes of the agency. A few agencies of the Government are authorized by law to issue their own securities to the public. Before issuing these securities, the agencies are required to secure approval from, or consult with the Secretary of the Treasury with respect to terms of the borrowing and timing thereof. Such borrowings and repayment of borrowings from the Treasury or the public represent financing transactions, and therefore, do not affect the budget surplus or deficit. (Note: The Federal Financing Bank, created by Public Law 93-224 (87 Stat. 937) dated December 29, 1973, for the purpose of consolidating the market financing of other Federal agencies, such as the U.S. Postal Service, the Export- Import Bank of the United States, the Tennessee Valley Authority and others, similarly does not affect the budget surplus or deficit.) Increases and rescissions in borrowing authority during the fiscal year are shown in the second money column.

### 3. Transfers, borrowings, and investments (net)

Transfers shown in the third money column are, in the majority of cases, for the benefit of advancing appropriation accounts. Outlays from such transfer appropriation accounts are associated with the account to which the funds were originally made available.

Other transactions shown in this column include the following:

- Borrowings—represents the net amount of actual borrowings made during the fiscal year.
- Investments—represents the net par value of purchases and sale of public debt and government agency securities.
- Funds held outside the Treasury—represents cash held outside the Treasury and net cash advances to government cashiers.

### 4. Outlays (net)

The outlays in the fourth money column are reported generally on the basis of checks issued by Government disbursing officers net of collections. Certain modifications of this basis include:

- Interest on public issues of the public debt is on an accrual basis; interest on special issues is on a cash basis.
- Where payment is made in cash rather than by check, the cash payment is the outlay.
- Certain outlays of an intragovernmental nature do not require the issuance of checks; for example, charges made against appropriations representing a part of employees' salaries which are withheld for individual income taxes and for savings bond allotments.
- Outlays are stated net of collections representing reimbursements as authorized by law, refunds of monies previously expended, and receipts of revolving and management funds. In this connection, public debt or agency securities which are acquired in lieu of other properties, or donated, are considered as "constructive" receipt of cash and therefore, the par amounts of such securities are included as receipts (reductions of outlays) of the acquiring agency.

### 5. Balances withdrawn and other transactions

The fifth money column includes net transactions for several types of activities as follows:

- Unobligated balances withdrawn—represents amounts for obligations that are no longer valid and have been canceled.
- Unexpended balances withdrawn—represents reductions of appropriations pursuant to 2 U.S.C. 102(a) which provides that the unexpended balances of appropriations which are subject to disbursement by the Secretary of the Senate or the Clerk of the House of Representatives shall be withdrawn as of September 30, of the second fiscal year following the year for which provided.
- Unobligated balances canceled—represents the unobligated balances canceled pursuant to 31 U.S.C. 1552(a) which provides that "On September 30th of the 5th fiscal year after the period of availability for obligations of a fixed appropriation account ends, the account shall be closed and any remaining balance (whether obligated or unobligated) in the account shall be cancelled and thereafter shall not be available for obligation or expenditure for any purpose."
- Capital transfers—represents non-expenditure transfers from revolving funds on account of repayment of investment or distribution of earnings.
- Adjustments to borrowing authority—represents a reduction in borrowing authority when fund resources other than borrowings were used or are available to liquidate or cover unpaid obligations.

### 6. Balances end of fiscal year

These year-end balances represent the column 1 (opening) balances as adjusted by the transactions in columns 2, 3, 4, and 5. As such, these figures become the opening balances for the succeeding fiscal period unless otherwise footnoted (i.e. September 30, 2022 closing balances will be the corresponding opening balances for fiscal year 2023). The closing balances

## Explanation of Transactions and Basis of Figures

---

of accounts with borrowing authority represent either (1) definite borrowing authority – unused borrowing authority at the close of the fiscal year or (2) indefinite borrowing authority – the amount equal to those unpaid obligations covered by borrowing authority at the close of the fiscal year.

### **Off-Budget Federal Entities**

Pursuant to the Balanced Budget and Emergency Deficit Control Act of 1985 (Public Law 99-177), those entities that were formerly off-budget are now included in the budget totals. This same legislation shifted Social Security (the Federal Old-Age Survivors Insurance Trust Fund and the Federal Disability Insurance Trust Fund) off-budget. The budgetary presentation shows federal receipts, outlays, and surpluses or deficits including Social Security, and also shows separately the on-budget and off-budget components.



# Part One

---

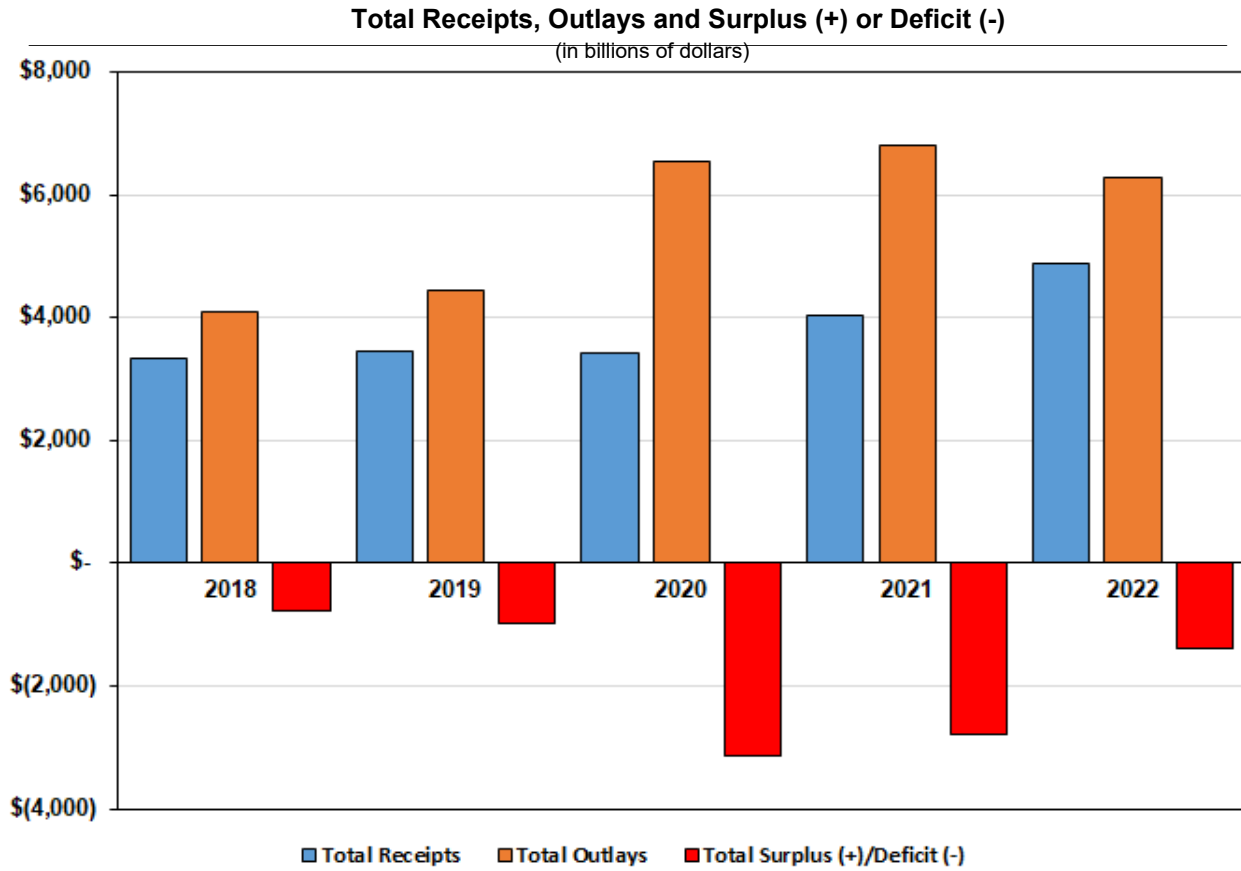
**Fiscal Year 2022 Summary**





## FINANCIAL HIGHLIGHTS

This report shows only those financial highlights of the U.S. Government directly related to the cash operations of the Department of the Treasury and the rest of the Federal Government.



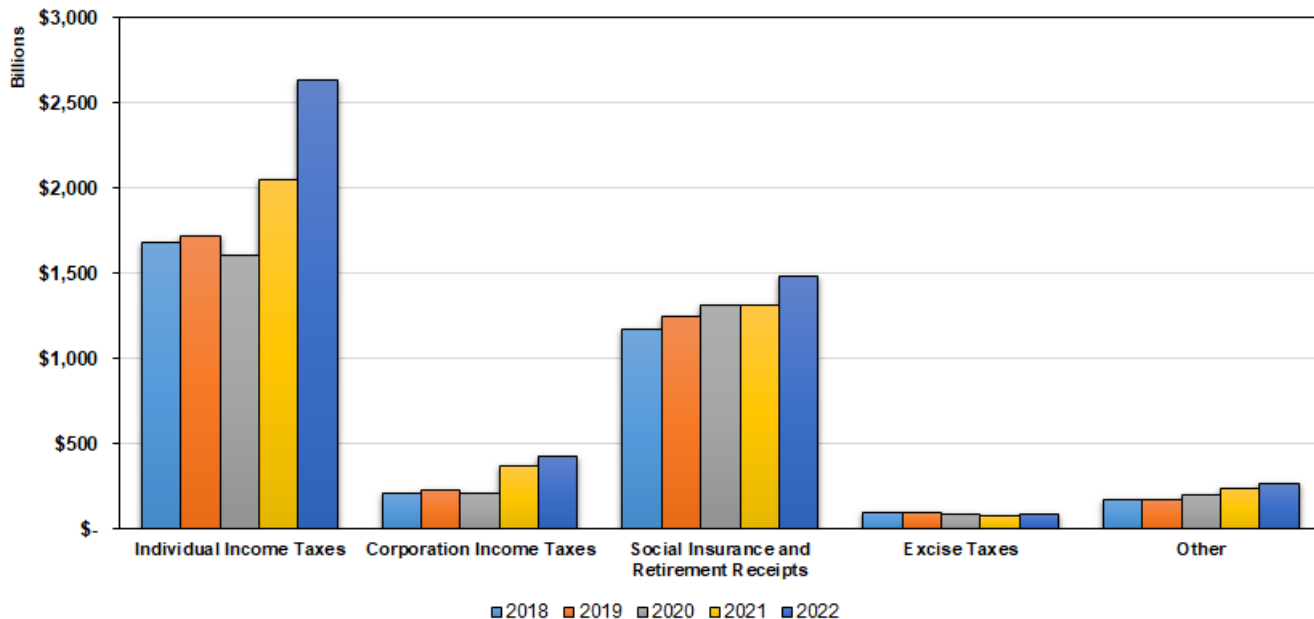
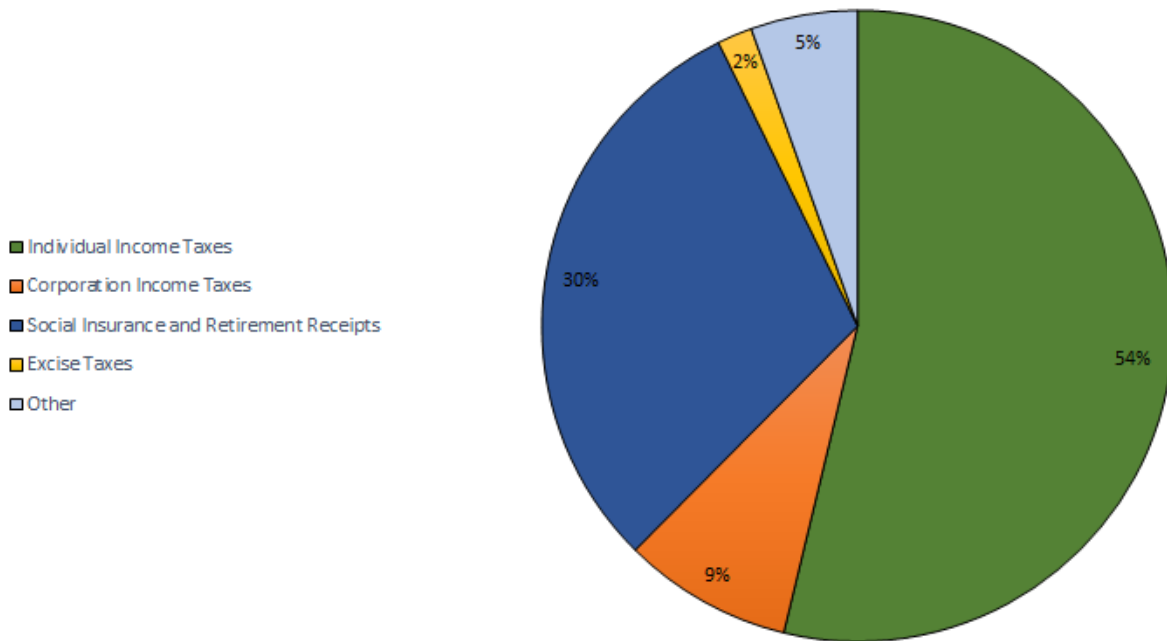
	Fiscal 2018	Fiscal 2019	Fiscal 2020	Fiscal 2021	Fiscal 2022
Total receipts.....	3,328.7	3,462.2	3,420.0	4,046.0	4,896.1
Total outlays.....	4,107.7	4,446.6	6,551.9	6,821.6	6,271.6
Total surplus (+) or deficit (-).....	-779.0	-984.4	-3,131.9	-2,775.6	-1,375.4



## RECEIPTS BY SOURCE - SUMMARY

Total receipts for the United States Government in fiscal year 2022 were \$4,896.1 billion, an increase of 21.0 percent or \$850.1 billion above the amount from fiscal year 2021. The chart below shows total receipts divided by source.

FY 2022



## RECEIPTS BY SOURCE - SUMMARY

IN MILLIONS OF DOLLARS

Changes in receipts by source are discussed briefly in the text below. The table that follows depicts the amount of receipts for fiscal years 2022 and 2021 by source, including the amount and percentage of changes from fiscal year 2021.

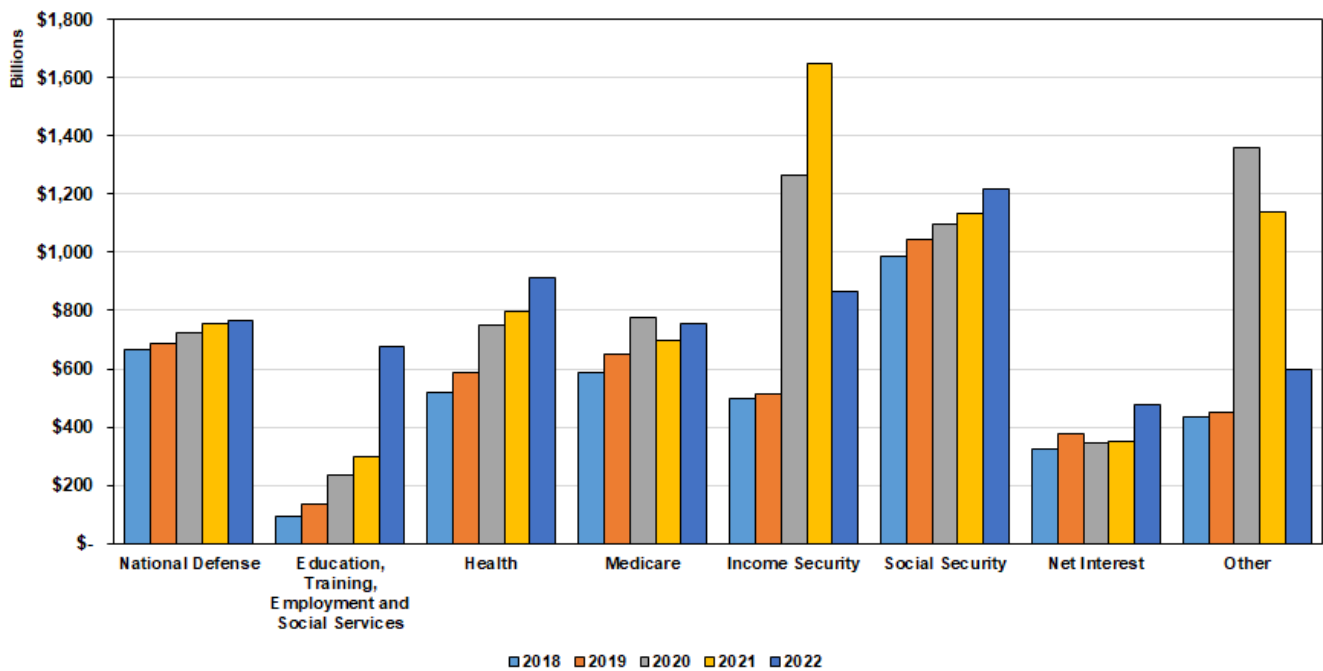
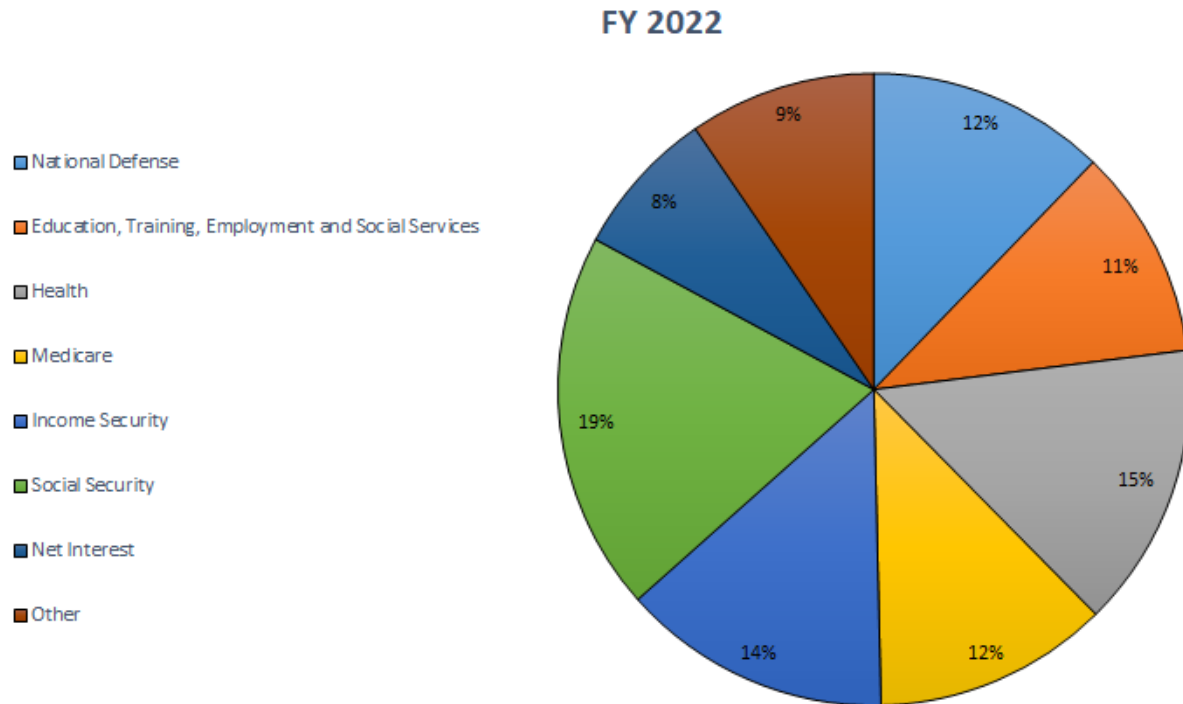
- **Individual Income Taxes** were \$2,632.1 billion in fiscal 2022, an increase of 28.8 percent or \$587.8 billion above the prior fiscal year.
- **Corporation Income Taxes** were \$424.9 billion in fiscal 2022, an increase of 14.3 percent or \$53.0 billion above the prior fiscal year.
- **Social Insurance and Retirement Receipts** were \$1,483.5 billion in fiscal year 2022, an increase of 12.9 percent or \$169.4 billion above the prior fiscal year.
  - **Employment and General Retirement** contributions were \$1,410.7 billion in fiscal year 2022, an increase of 12.7 percent or \$158.9 billion above the prior fiscal year.
  - **Unemployment Insurance** receipts were \$66.5 billion in fiscal year 2022, an increase of 17.5 percent or \$9.9 billion above the prior fiscal year.
  - **Other Retirement** contributions were \$6.3 billion in fiscal year 2022, an increase of 11.8 percent or \$0.7 billion above the prior fiscal year.
- **Excise Taxes** were \$87.7 billion in fiscal 2022, an increase of 16.5 percent or \$12.5 billion above the prior fiscal year.
- **Other**, including estate and gift taxes, customs duties, and miscellaneous receipts were \$267.9 billion in fiscal year 2022, an increase of 11.4 percent or \$27.4 billion above the prior fiscal year.
  - **Estate and Gift Taxes** were \$32.6 billion in fiscal 2022, an increase of 19.9 percent or \$5.4 billion above the prior fiscal year.
  - **Customs Duties** were \$99.9 billion in fiscal 2022, an increase of 24.9 percent or \$19.9 billion above the prior fiscal year.
  - **Miscellaneous Receipts** were \$135.4 billion in fiscal 2022, an increase of 1.6 percent or \$2.1 billion above the prior fiscal year.

	FY 2022	FY 2021	Amount Change	Percent Change
Individual Income Taxes	2,632,145	2,044,377	587,768	28.8
Corporation Income Taxes	424,865	371,831	53,034	14.3
Social Insurance and Retirement Receipts:				
Employment and General Retirement	1,410,735	1,251,858	158,878	12.7
Unemployment Insurance	66,498	56,602	9,896	17.5
Other Retirement	6,294	5,629	665	11.8
Total Social Insurance and Retirement Receipts	1,483,527	1,314,089	169,438	12.9
Excise Taxes	87,726	75,271	12,455	16.5
Other:				
Estate and Gift Taxes	32,550	27,140	5,410	19.9
Customs Duties	99,908	79,985	19,923	24.9
Miscellaneous Receipts	135,397	133,285	2,112	1.6
Total Other	267,855	240,410	27,445	11.4
Total Receipts	4,896,119	4,045,979	850,140	21.0

Details may not add to totals due to rounding.

# OUTLAYS BY FUNCTION

Total outlays for the United States Government in fiscal year 2022 were \$6,271.6 billion, a decrease of 8.1 percent or \$550.0 billion below the amount from fiscal year 2021. The chart below shows total outlays divided by function.



## OUTLAYS BY FUNCTION

IN MILLIONS OF DOLLARS

Notable changes in outlays by function are discussed briefly in the text below. The table that follows depicts the amount of outlays for fiscal years 2022 and 2021 by function, including the amount and percentage change from fiscal year 2021.

- **National Defense** outlays were \$766.7 billion in fiscal year 2022, an increase of 1.6 percent or \$11.9 billion above the prior fiscal year.
- **Education, Training, Employment and Social Services** outlays were \$676.6 billion in fiscal year 2022, an increase of 128.1 percent or \$379.9 billion above the prior fiscal year.
- **Health** outlays were \$914.5 billion in fiscal year 2022, an increase of 14.8 percent or \$117.7 billion above the prior fiscal year.
- **Medicare** outlays were \$755.1 billion in fiscal year 2022, an increase of 8.4 percent or \$58.6 billion above the prior fiscal year.
- **Income Security** outlays were \$865.4 billion in fiscal year 2022, a decrease of 47.5 percent or \$783.4 billion below the prior fiscal year.
- **Social Security** outlays were \$1,218.7 billion in fiscal year 2022, an increase of 7.4 percent or \$84.1 billion above the prior fiscal year.
- **Net Interest** outlays were \$475.1 billion in fiscal year 2022, an increase of 34.9 percent or \$122.9 billion above the prior fiscal year.
- **Other** outlays were \$599.4 billion in fiscal year 2022, a decrease of 47.5 percent or \$541.7 billion below the prior fiscal year.

	FY 2022	FY 2021	Amount Change	Percent Change
National Defense	766,713	754,849	11,864	1.6
International Affairs	71,678	46,946	24,732	52.7
General Science, Space, and Technology	37,482	35,598	1,884	5.3
Energy	-9,058	6,074	-15,132	-249.1
Natural Resources and Environment	39,631	42,073	-2,442	-5.8
Agriculture	34,882	49,505	-14,623	-29.5
Commerce and Housing Credit	-19,494	307,450	-326,944	-106.3
Transportation	131,573	154,792	-23,219	-15.0
Community and Regional Development	72,063	46,517	25,545	54.9
Education, Training, Employment, and Social Services	676,593	296,663	379,930	128.1
Health	914,467	796,763	117,704	14.8
Medicare	755,094	696,461	58,634	8.4
Income Security	865,449	1,648,845	-783,396	-47.5
Social Security	1,218,674	1,134,593	84,082	7.4
Veterans Benefits and Services	274,410	234,278	40,132	17.1
Administration of Justice	72,091	72,152	-61	-.1
General Government	128,653	269,591	-140,938	-52.3
Net Interest	475,121	352,264	122,857	34.9
Undistributed Offsetting Receipts	-234,465	-123,860	-110,605	89.3
<b>Total Outlays</b>	<b>6,271,558</b>	<b>6,821,554</b>	<b>-549,996</b>	<b>-8.1</b>

Details may not add to totals due to rounding.

**UNITED STATES CENTRAL SUMMARY GENERAL LEDGER ACCOUNT BALANCES**

ITEM	BALANCE September 30, 2022	BALANCE September 30, 2021	NET CHANGE
<b>ASSET ACCOUNTS</b>			
Cash and monetary assets:			
U.S. Treasury operating cash: <sup>1</sup>			
810400 U.S. Treasury Operating Cash - JP Morgan Chase.....	-	-	0.00
810300 Supplementary Financing Program Account.....	-	-	0.00
810500 Repurchase Agreement (REPO).....	-	-	0.00
810600 Term Investment Account.....	-	-	0.00
810700 Short-Term Cash Investments.....	-	-	0.00
810100 + 810200 U.S. Treasury operating cash - Federal Reserve Accounts	635,993,537,982.13	215,159,783,586.14	420,833,754,395.99
Balance	<u>635,993,537,982.13</u>	<u>215,159,783,586.14</u>	<u>420,833,754,395.99</u>
Special drawing rights:			
811000 Holdings of Special Drawing Rights	153,175,161,276.48	163,874,174,152.15	-10,699,012,875.67
811100 SDR Certificates Issued to Federal Reserve Banks	-5,200,000,000.00	-5,200,000,000.00	-
Balance	<u>147,975,161,276.48</u>	<u>158,674,174,152.15</u>	<u>-10,699,012,875.67</u>
Reserve position on the U.S. quota in the IMF:			
U.S. subscription to the International Monetary Fund:			
811400 Investment in the International Monetary Fund (IMF) -			
Direct Quota Payments	111,629,078,113.37	111,629,078,113.37	-
811500 Investment in the IMF - Maintenance of Value Adjustments	-5,406,427,558.44	5,299,075,081.07	-10,705,502,639.51
811600 Due IMF for Subscriptions and Drawing (Letter of Credit)	-78,191,051,728.34	-85,286,065,735.55	7,095,014,007.21
811700 Receivable/Payable for Interim Maintenance of			
Value Adjustments, IMF	3,621,072,655.35	1,475,596,585.25	2,145,476,070.10
811800 Dollar Deposits with the IMF	-318,925,145.30	-375,025,346.82	56,100,201.52
Balance	<u>31,333,746,336.64</u>	<u>32,742,658,697.32</u>	<u>-1,408,912,360.68</u>
Loans to the International Monetary Fund:			
811900 Loans to the IMF	921,193,399.26	933,340,469.92	-12,147,070.66
Other cash and monetary assets:			
812200 Other U.S. Treasury Monetary Assets	79,890.00	79,890.00	-
812300 General Depositories - Deferred Accounts	45,967,402.45	9,560,025.19	36,407,377.26
812400 Transit Account - Other U.S. Treasury Monetary Assets.....	0.00	0.00	0.00
812500 Mutilated Paper Currency held by the Bureau of Engraving			
and Printing	70,934,098.01	29,795,021.01	41,139,077.00
812600 Transit Account - Mutilated Paper Currency.....	0.00	0.00	0.00
1050 Bureau of Engraving and Printing Accountability for U.S. Notes....			
1060 U.S. Treasury time deposits, foreign depositories.....			
1065 U.S. Treasury Time Deposits, Minority Bank Depositories (EFTPS)..			
812900 Cash Accountability of Disbursing and Collecting Officers	1,501,066,898.47	1,392,574,556.04	108,492,342.43
813000 RFC Accountability	36,772.77	37,701.77	-929.00
813200 Change in Non-Federal Securities (Market Value)	-3,156,358,559.69	898,515,528.46	-4,054,874,088.15
813300 Funds Held Outside of Treasury (Budgetary)	1,999,060,639.99	3,042,732,069.76	-1,043,671,429.77
813400 Transit Account - Transfers of Cash - U.S. Disbursing Officers	43,402,880.16	43,402,880.16	0.00
813500 Offset of Change in Non-Federal Securities	3,156,358,559.69	-898,515,528.46	4,054,874,088.15
813600 + 813700 + 813800 Exchange Stabilization Fund	16,577,310,835.39	20,889,533,220.69	-4,312,222,385.30
813900 Revaluation of Investments in Exchange Stabilization Fund	5,421,543,240.27	665,906,229.40	4,755,637,010.87
814000 Cash Accountability for USDO - Charleston	102,124,871.18	121,941,935.55	-19,817,064.37
814100 Cash Accountability for USDO - Bangkok	54,196,507.40	76,542,703.27	-22,346,195.87
814200 Cash Accountability for the Bureau of Engraving and Printing	-21,608.90	-4,443.90	-17,165.00
Total other cash and monetary assets	<u>25,815,702,427.19</u>	<u>26,272,101,788.94</u>	<u>-456,399,361.75</u>
Total cash and monetary assets	<u>842,039,341,421.70</u>	<u>433,782,058,694.47</u>	<u>408,257,282,727.23</u>
814500 Non-Federal Securities of the National Railroad Retirement			
Investment Trust	23,923,078,963.06	28,086,512,237.30	-4,163,433,274.24
Guaranteed Loan Financing			
815000 Net activity, Guaranteed Loan Financing	45,436,077,596.03	-159,747,042,519.91	205,183,120,115.94
Direct Loan Financing			
815500 Net activity, Direct Loan Financing	1,338,942,480,726.75	1,595,001,885,084.98	-256,059,404,358.23
Miscellaneous asset accounts:			
816000 U.S. Treasury Miscellaneous Assets	20,685,324.88	20,685,324.88	-
816100 Foreign Depository Banks Unclassified Items	0.00	0.00	-
816200 Federal Reserve Banks, Deferred Items	0.00	0.00	-
816400 Transfer of Cash between Federal Reserve Bank.....	0.00	0.00	-
816500 Transit Account, U.S. Treasury Miscellaneous Assets.....	0.00	0.00	-
816600 Transit Account, U.S. Treasury - Owned Gold.....	0.00	0.00	-
816700 U.S. Treasury - Owned Gold	11,041,058,821.09	11,041,058,821.09	-
816800 Gold Certificate Fund, Board of Governors of the			
Federal Reserve System <sup>2</sup>	-11,036,836,601.10	-11,036,836,601.10	-
816900 Foreign Transactions (FT) - Collection and Disbursements X7000.....	0.00	0.00	0.00
817000 U.S. Currency with the IMF	3,267,464,207.22	375,025,346.82	2,892,438,860.40
817100 Receivable on U.S. Treasury Securities.....	0.00	0.00	-
817200 Receivable for Forged, or Incorrect Payment of all			
U. S. Government checks	190,047.07	180,788.50	9,258.57
817300 Deferred Charge/Credit, Loans to IMF.....	0.00	0.00	0.00
817400 Deposits in Transit to the Treasury Account	-516,904,666.13	-1,220,948,094.11	704,043,427.98
817500 Deposits in Transit Difference Suspense.....	0.00	0.00	0.00

**UNITED STATES CENTRAL SUMMARY GENERAL LEDGER ACCOUNT BALANCES**

ITEM	BALANCE September 30, 2022	BALANCE September 30, 2021	NET CHANGE
817700 Deposits in Suspense, Electronic Funds Transfer (OFAC).....	0.00	0.00	0.00
817800 Deposits in Suspense, Electronic Funds Transfer.....	0.00	0.00	0.00
817800 Deposits in Suspense, Electronic Funds Transfer	0.00	-	0.00
817900 E-Commerce Collections	9,353,858.63	9,439,836.23	-85,977.60
818000 Transit Account - Unclassified Receipts, EFT.....	0.00	0.00	0.00
818100 Transit Account - EFT FMS.....	0.00	0.00	0.00
818000 Transit Account - Unclassified Receipts, EFT	0.00	-	0.00
818200 Undistributed Disbursing Transactions (SOT, FMS-224 Revised)	382,273,505.94	221,254,756.99	161,018,748.95
818300 Cash Receivable, Federal Tax Deposits, Internal Revenue Service..			
818400 Transit Account - Foreign Restorations TFC's.....			
818500 Special Reclassification and Write Off of Aged Receipt Accounts and Other Outstanding Differences.....			
818600 Special Reclassification and Write Off Procedures.....			
Total miscellaneous asset accounts	<u>3,167,284,497.60</u>	<u>-590,139,820.70</u>	<u>3,757,424,318.30</u>
Total asset accounts	<u>2,253,508,263,205.14</u>	<u>1,896,533,273,676.14</u> R	<u>356,974,989,529.00</u>
<b>EXCESS OF LIABILITIES</b>			
Budget and off-budget financing:			
831000 Accumulated Excess of Liabilities	20,915,396,664,886.80	18,139,889,596,516.90	R 2,775,507,068,369.90
850100 Net Receipts	-4,896,118,950,700.45	-4,045,978,858,727.41	-850,140,091,973.04
860100 Net Outlays	<u>6,271,557,969,561.86</u>	<u>6,821,556,548,709.64</u> R	<u>-549,998,579,147.78</u>
Total budget and off-budget financing	<u>22,290,835,683,748.20</u>	<u>20,915,467,286,499.10</u> R	<u>1,375,368,397,249.08</u>
Transactions not applied to current year's surplus or deficit:			
870100 Seigniorage	420,000,000.00	120,000,000.00	300,000,000.00
870200 Profit on the sale of Gold.....	0.00	0.00	
870400 Proceeds from Sale of Loan assets with Recourse.....	0.00	0.00	
870500 Net Gain/Loss on IMF Loan Valuation Adjustment	-845,656.29	-59,843,976.03	58,998,319.74
870800 Special Reclass and Write-Off of Aged Budget Clearing Accounts	0.00	0.00	0.00
870900 Premium/Discount on Early Buyback of U.S. Treasury Securities	3,805,525.42	-17,272.81	3,822,798.23
871000 Net Gain/Loss on IMF Quota	152,910,950.21	10,482,861.22	142,428,088.99
Total transactions not applied to current year's surplus or deficit	<u>575,870,819.34</u>	<u>70,621,612.38</u>	<u>505,249,206.96</u>
Total excess of liabilities (+) or assets (-)	<u>22,290,259,812,928.90</u>	<u>20,915,396,664,886.70</u> R	<u>1,374,863,148,042.12</u>
Total assets and excess of liabilities	<u>24,543,768,076,134.00</u>	<u>22,811,929,938,562.90</u> R	<u>1,731,838,137,571.12</u>
<b>LIABILITY ACCOUNTS</b>			
Borrowing from the public:			
Treasury securities, issued under general Financing authorities:			
820100 + 820400 Debt Held by the Public	24,299,191,755,780.90	22,282,899,458,707.10	2,016,292,297,073.80
820300 Intragovernmental Holdings	<u>6,629,718,993,148.22</u>	<u>6,146,018,206,963.91</u>	<u>483,700,786,184.31</u>
Total Treasury securities outstanding <sup>3</sup>	<u>30,928,910,748,929.10</u>	<u>28,428,917,665,671.00</u>	<u>2,499,993,083,258.11</u>
Plus Premium on Treasury Securities:			
820500 Deferred Interest (Premium) on Public Debt Subscriptions, U.S. Treasury securities	<u>66,191,231,670.88</u>	<u>64,875,072,087.14</u>	<u>1,316,159,583.74</u>
Less:			
Discount on Treasury Securities:			
820600 Deferred Interest (Discount) on U.S. Treasury Securities	<u>176,902,241,870.90</u>	<u>128,836,804,503.66</u>	<u>48,065,437,367.24</u>
Total Treasury securities net of premium and discount	<u>30,818,199,738,729.10</u>	<u>28,364,955,933,254.50</u>	<u>2,453,243,805,474.61</u>
Agency securities, issued under special financing authorities			
821000 Principal of Outstanding Agency Securities	<u>19,352,678,349.26</u>	<u>19,501,806,005.26</u>	<u>-149,127,656.00</u>
Total Federal securities	<u>30,837,552,417,078.30</u>	<u>28,384,457,739,259.70</u>	<u>2,453,094,677,818.65</u>
Deduct:			
Federal securities held as investments of government accounts			
821500 Investment in Certain Deposit Funds	-1,169,000.00	-1,169,000.00	-
821600 Investment of Government Accounts in Public Debt Securities	6,608,704,309,400.84	6,123,038,571,272.61	485,665,738,128.23
821700 Investment of Government Accounts in Agency Securities	2,464,000.00	2,269,000.00	195,000.00
Total Federal securities held as investments of government accounts	<u>6,608,705,604,400.84</u>	<u>6,123,039,671,272.61</u>	<u>485,665,933,128.23</u>
Less			
Discount on Federal Securities:			
821800 Discount on Federal Securities Held as Investments in Government Accounts	<u>27,987,725,468.67</u>	<u>25,601,215,482.50</u>	<u>2,386,509,986.17</u>
Net Federal securities held as investments of government accounts less discount	<u>6,580,717,878,932.17</u>	<u>6,097,438,455,790.11</u>	<u>483,279,423,142.06</u>
Total borrowing from the public	<u>24,256,834,538,146.20</u>	<u>22,287,019,283,469.60</u>	<u>1,969,815,254,676.64</u>
Accrued interest payable to the public:			
822500 Accrued Interest Payable on Exchange of Deferred Public Debt Subscriptions, United States Treasury Securities	<u>81,249,170,733.41</u>	<u>69,214,101,640.95</u>	<u>12,035,069,092.46</u>



**UNITED STATES CENTRAL SUMMARY GENERAL LEDGER ACCOUNT BALANCES**

ITEM	BALANCE September 30, 2022	BALANCE September 30, 2021	NET CHANGE
Allocations of special drawing rights:			
823000 Allocation of Special Drawing Rights	147,009,434,337.18	161,825,469,383.55	-14,816,035,046.37
Deposit funds:			
823500 + 823600 + 823700 + 823800 Deposit Funds	27,499,213,881.15	263,989,139,104.60 R	-236,489,925,223.45
Miscellaneous liability accounts:			
824000 Corporate Securities and Interest Checks Outstanding.....	0.00	0.00	0.00
824100 Transit Account - Symbol/Serial Payment			
Edit Discrepancies on U.S. Treasury Checks.....	0.00	0.00	0.00
824200 Transit Account - Payment Account Discrepancies on U.S. Treasury checks.....	0.00	0.00	0.00
824300 Transit Account - Payment of U.S. Treasury Checks Without Issue Data.....	0.00	0.00	0.00
824400 Disbursing Officers Checks Outstanding - Unfunded Accounts of Four-Digit Symbols	19,064,763,969.35	16,975,033,895.46	2,089,730,073.89
824500 Transit Account - Payment of U.S. Treasury Checks Pending Archive Retrieval (Deferred Payments).....	0.00	0.00	0.00
824600 Transit Accounts - Adjustment of U.S. Treasury Check Payments with Federal Reserve Banks	-152,139.75	-1,078,723.59	926,583.84
824700 Transit Account - Uncollectable Payment Amount Discrepancies on US Treasury Checks.....	0.00	0.00	0.00
824900 Non-Budgetary Impact Accounts.....	0.00	0.00	0.00
825000 Transit Accounts - U.S. Treasury Check Discrepancies	-83,654,797.10	-127,164,006.15	43,509,209.05
8025 Coinage Metal Accounts Payable.....	0.00	0.00	0.00
825200 Disbursing Officers' Payments - Electronic Funds Transfer.....	0.00	0.00	0.00
825300 Postal Money Orders Outstanding - Actual	662,850,544.00	653,727,814.56	9,122,729.44
8034 Postal money orders outstanding - Estimates.....	0.00	0.00	0.00
825400 Payment Vouchers on Letters of Credit Outstanding.....	0.00	0.00	0.00
825600 Deferred Receipt and Outlay Transactions U.S. Postal Service.....	0.00	0.00	0.00
825700 Unamortized Premium (Discount) on Public Debt Securities	10,467,008,757.97	11,245,788,127.36	-778,779,369.39
825800 Transfer of Unprocessed U.S. Treasury Checks - Unclassified.....	0.00	0.00	0.00
825900 Transit Account - Unclassified Charges, EFT.....	0.00	0.00	0.00
826000 Transit Account - Unclassified Receipts and Outlay Telegraphic Reports.....			
826100 Transit Account - Checks on U.S. Treasury Cash - Unclassified...	0.00	0.00	0.00
826200 Transit Account - Suspense Items, U.S. Treasury			
8071 Transit account - Check, Returned Items LP Data.....	0.00	0.00	0.00
826300 Transfer of U.S. Treasury Check Data	0.00	0.00	0.00
826400 Transit Account - Transfer of Symbol/Serial Misread Between CP&R systems.....	0.00	0.00	0.00
826500 Adjustment of U.S. Treasury Check Data.....	0.00	0.00	0.00
826600 Suspense Items, Invalid Agency Location Codes.....	0.00	0.00	0.00
826700 Transit Account - Borrowing from FFB and Treasury.....	0.00	0.00	0.00
826900 Cash-Link Miscellaneous Transfers.....	0.00	0.00	0.00
827000 Transit Account - Unprocessed Cash Link Restorations.....	0.00	0.00	0.00
827100 Cash-Link ACH Transfers.....	0.00	0.00	0.00
827200 Cash-Link, FRB Book Entry Transfer...	-15.00	-70.00	55.00
827300 Federal Reserve - Electronic Tax Application Settlement...	0.00	0.00	0.00
827700 Check Claims (Suspense)	8,971,017.88	8,596,543.70	374,474.18
827800 Tennessee Valley Authority Alternative Financing Transactions	1,024,841,034.47	1,096,109,261.23	-71,268,226.76
827900 Miscellaneous Liability Accounts - BPD.....	0.00	0.00	0.00
828100 Transit Account - Statement of Accountability (Department of Defense - Air Force)	243,091.08	243,091.08	-
828200 Transit Account - Statement of Accountability (Department of Defense - Army)	-106,599.10	-106,599.10	0.00
828300 Transit Account - Discrepancies in U.S. Disbursing Officers' Accounts	-450.00	-450.00	-
828500 Transit Account - Payment by One Disbursing Officer for Account of Another Disbursing Officer, Division of Disbursement and U.S. Disbursing Officers - Not Yet Classified	-55,347.03	-55,347.03	-
828600 Capital Transfer Account	31,009,969.37	30,851,426.70 R	158,542.67
828700 PIR FRB Book Transfer	-	-	-
Total miscellaneous liability accounts	31,175,719,036.14	29,881,944,964.22 R	1,293,774,071.92
Total liability accounts	24,543,768,076,134.10	22,811,929,938,562.90 R	1,731,838,137,571.11

1 Major sources of information used to determine Treasury's operating cash include Federal Reserve Banks, the Treasury Regional Finance Centers, the Internal Revenue Service Centers, the Bureau of the Fiscal Service and various electronic systems. Deposits are reflected as received and withdrawals are reflected as processed.

2 The difference between Gold and Gold Certificates represents 100,000 fine troy ounces of unmonetized gold held by the U.S. Mint as assurance that Gold Certificates are fully backed by Reserve Gold.

3 Rounding differences are due to system application errors

r Revised



# Part Two

---

## Details of Receipts



## Receipts by Source Categories

Classification	Account Symbol				Receipt Offset Against Outlays
	AID	A	MAIN	SUB	
<b>Budget Receipts</b>					
<b>Individual Income Taxes</b>					
Withheld Individual Income and FICA Taxes	020		0101	000	1,731,532,029,401.65
Individual Income Tax, Other	020		0110	000	1,146,751,565,389.68
Refunding Internal Revenue Collections (Indefinite), Treasury	020	X	0903	000	-246,315,979,049.86
Presidential Election Campaign Fund	020	X	5081	001	23,823,611.00
Fees, Private Collection Agent Program, Internal Revenue Service, Treasury	020	X	5510	001	63,928,201.68
Fees, Special Compliance Personnel Program, Internal Revenue Service, Treasury	020	X	5622	001	89,662,017.98
Total, Individual Income Taxes					2,632,145,029,572.13
<b>Corporation Income Taxes</b>					
Corporation Income and Excess Profits Taxes	020		0111	000	476,188,776,579.81
Refunding Internal Revenue Collections (Indefinite), Treasury	020	X	0903	000	-51,323,606,679.90
Total, Corporation Income Taxes					424,865,169,899.91
<b>Social Insurance and Retirement Receipts</b>					
<b>Employment and General Retirement</b>					
<b>Federal Old-Age and Survivors Insurance Trust Fund:</b>					
Transfers from General Fund of Amounts Equal to FICA Taxes, Federal Old-Age and Survivors Insurance Trust Fund	028	X	8006	001	863,367,739,344.36
Transfers from General Fund of Amounts Equal to SECA Taxes, Federal Old-Age and Survivors Insurance Trust Fund	028	X	8006	011	47,822,946,241.58
Total, Federal Old-Age and Survivors Insurance Trust Fund					911,190,685,585.94
<b>Federal Disability Insurance Trust Fund:</b>					
Transfers from General Fund of Amounts Equal to FICA Taxes, Federal Disability Insurance Trust Fund	028	X	8007	001	146,630,268,991.55
Transfers from General Fund of Amounts Equal to SECA Taxes, Federal Disability Insurance Trust Fund	028	X	8007	011	8,153,962,490.19
Total, Federal Disability Insurance Trust Fund					154,784,231,481.74
<b>Federal Hospital Insurance Trust Fund:</b>					
Transfers from General Fund of Amounts Equal to FICA Taxes, Federal Hospital Insurance Trust Fund	075	X	8005	001	316,254,988,693.45
Receipts from Railroad Retirement Account, Federal Hospital Insurance Trust Fund	075	X	8005	010	505,300,000.00
Transfers from General Fund of Amounts Equal to SECA Taxes, Federal Hospital Insurance Trust Fund	075	X	8005	011	22,385,119,820.26
Total, Federal Hospital Insurance Trust Fund					339,145,408,513.71
<b>Railroad Retirement:</b>					
Taxes, Social Security Equivalent Benefit Account, Railroad Retirement Board	060	X	8010	002	2,870,878,150.17
Receipts Transferred to Federal Hospital Insurance Trust Fund, Social Security Equivalent Benefit Account, Railroad Retirement Board	060	X	8010	021	-505,300,000.00
Railroad Retirement Taxes, Railroad Retirement Account	060	X	8011	002	3,249,348,220.57
Total, Railroad Retirement					5,614,926,370.74
Total, Employment and General Retirement					1,410,735,251,952.13
<b>Unemployment Insurance</b>					
Federal Unemployment Tax Act Taxes	020		0121	000	1,299.69
Transfers from General Fund of Amounts Equal to FUTA Taxes, Unemployment Trust Fund	016	X	8042	001	6,926,585,023.35
State Accounts, Deposits by States, Unemployment Trust Fund	016	X	8042	003	59,293,971,716.44
Deposits by Railroad Retirement Board, Unemployment Trust Fund	016	X	8042	005	276,894,779.26
Total, Unemployment Insurance					66,497,452,818.74
<b>Other Retirement</b>					
<b>Federal Employees' Retirement--Employee Share:</b>					
Deductions from Employees Salaries, Judicial Survivors Annuities Fund, The Judiciary	010	X	8110	001	10,494,247.32
Deductions from Employees Salaries, Tax Court Judges Survivors Annuity Fund, United States Tax Court	023	X	8115	001	427,706.77
Judicial Officers Annuities Deducted from Employees Salaries, The Judiciary	010	X	8122	001	45,254,270.09
Deductions from Employees Salaries, Civil Service Retirement and Disability Fund	024	X	8135	001	5,576,956,404.68
Voluntary Contributions, Donations, Service Credit Payments, Etc., Civil Service Retirement and Disability Fund	024	X	8135	003	585,532,498.79
Deductions from Employees' Salaries, Foreign Service Retirement and Disability Fund, State	019	X	8186	001	42,563,213.24
Voluntary Contributions, Donations, Service Credit Payments, Etc., Foreign Service Retirement and Disability Fund, Suspense	019	X	8186	003	1,173,159.80
Deductions from Employees Salaries	020	X	8212	001	678,876.01
Employee Contributions, United States Court of Appeals for Veterans Claims	345	X	8290	001	90,591.20
Deductions, Armed Forces Retirement Home Trust Fund, Armed Forces Retirement Home	084	X	8522	001	6,934,614.82
Total, Federal Employees' Retirement--Employee Share					6,270,105,582.72
<b>Non-Federal Employees Retirement:</b>					
Contributions from Employing Non-Federal Agencies, Civil Service Retirement and Disability Fund	024	X	8135	021	24,322,412.78
Total, Other Retirement					6,294,427,995.50
Total, Social Insurance and Retirement Receipts					1,483,527,132,766.37
<b>Excise Taxes</b>					
Excise Taxes, State	019		0152	000	622.70
Excise Taxes	020		0152	000	6,935,979,746.78
Excise Taxes-TTB	020		0152	010	18,001,025,047.69
Excise Taxes, U.S. Customs and Border Protection, Homeland Security	070		0152	000	4,438,509,819.65
Refunding Internal Revenue Collections (Indefinite), Treasury	020	X	0903	000	-7,070,916,595.76
Recovery from Airport and Airway Trust Fund for Refunds of Taxes	020		3094	000	26,586,118.29
Land and Water Conservation Fund, Motorboat Fuels Tax, National Park Service	014		5005	003	1,000,000.00
Federal Aid to Wildlife Restoration Fund 1975	014	X	5029	003	1,223,177,667.11
Aviation User Fees, Overflight Fees, Federal Aviation Administration, Transportation	069	X	5422	001	93,924,788.48
Deposits, Internal Revenue Collections for Puerto Rico	020	X	5737	001	414,299,685.79
Fee on Branded Prescription Pharmaceutical Manufacturers and Importers, Federal Supplementary Medical Insurance Trust Fund	075	X	8004	008	2,803,931,334.78
Deposits, Highway Account, (Highway Trust Fund)	069	X	8102	001	40,883,205,551.83

## Receipts by Source Categories

Classification	Account Symbol				Receipt Offset Against Outlays
	AID	A	MAIN	SUB	
<b>Budget Receipts - Continued</b>					
Deposits, Mass Transit Account (Highway Trust Fund)	069	X	8102	011	5,748,256,380.02
Deposits, Airport and Airway Trust Fund	069	X	8103	001	11,376,625,835.37
Transfer from General Fund, Black Lung Benefits Revenue Act Taxes, Black Lung Disability Trust Fund	016	X	8144	001	180,320,484.00
Transfer from General Fund of Amounts Equal to Certain Taxes, Hazardous Substance Superfund	068	X	8145	001	413,002,000.00
Transfers from the General Fund for the Sport Fish Restoration Account, Aquatic Resources Trust Fund	070	X	8147	002	633,522,945.94
Transfers from General Fund of Amounts Equal to Certain Taxes, Leaking Underground Storage Tank Trust Fund	068	X	8153	001	245,048,132.85
Excise Taxes for Tobacco Assessments, Tobacco Trust Fund, Commodity Credit Corporation	012	X	8161	001	540,609.50
Transfer from General Fund of Amounts Equivalent to Certain Taxes, Vaccine Injury Compensation Trust Fund, Health and Human Services	075	X	8175	001	332,664,763.62
Transfers from General Fund of Amount Equal to Certain Taxes, Oil Spill Liability Trust Fund	070	X	8185	001	562,084,474.28
Fees on Health Insurance and Self-Insured Health Plans, Patient-Centered Outcomes Research Trust Fun	579		8299	001	359,924,555.20
Transfer from General Fund, Inland Waterways Revenue Act Taxes, Inland Waterways Trust Fund	096	X	8861	001	123,544,336.41
Total, Excise Taxes					87,726,258,304.53
<b>Estate and Gift Taxes</b>					
Estate and Gift Taxes	020		0153	000	33,355,276,406.96
Refunding Internal Revenue Collections (Indefinite), Treasury	020	X	0903	000	-804,878,362.21
Total, Estate and Gift Taxes					32,550,398,044.75
<b>Customs Duties</b>					
Duties on Imports	020		0310	000	72,480,419,900.68
Refunds and Drawbacks, United States Customs Service (Indefinite), Treasury	070	X	0505	000	-6,184,545,258.69
Import Duties on Arms and Ammunition	014	X	5137	002	75,788,332.90
30% of Customs Duties, Funds for Strengthening Markets, Income, and Supply (Section 32)	012		5209	001	31,271,480,811.55
3.08 Percent of Custom Duties, Agricultural Disaster Relief Trust Fund, Farm Service Agency, Agriculture	012	X	5531	001	10,222.33
Transfers from General Fund of Amounts Equal to Certain Customs Duties, Reforestation Trust Fund, Forest Service	012	X	8046	001	261,780,813.88
Custom Duties, Aquatic Resources Trust Fund, Sport Fish Restoration	070	X	8147	005	97,936,670.84
Transfers from General Fund of Amounts Equal to Certain Taxes, Harbor Maintenance Trust Fund	096	X	8863	001	1,904,694,503.61
Total, Customs Duties					99,907,565,997.10
<b>Miscellaneous Receipts</b>					
<b>Miscellaneous Taxes</b>					
National Indian Gaming Commission, Gaming Activity Fees, Interior	014	X	5141	003	21,045,110.46
Deposits, Duties and Taxes, Puerto Rico, USCS, Homeland Security	070	X	5687	001	324,076,744.71
Total, Miscellaneous Taxes					345,121,855.17
<b>Deposit of Earnings, Federal Reserve System</b>					
Deposit of Earnings, Federal Reserve System	020		0650	000	106,674,493,047.34
<b>Transfers from the Federal Reserve</b>					
Transfers from the Federal Reserve Board, Bureau of Consumer Financial Protection Fund	581	X	5577	001	641,500,000.00
<b>Defense Cooperation</b>					
Contributions from Kuwait, Host Nation Support for U.S. Relocation Activities	097	X	8337	001	63,476,001.62
Contributions from Japan, Host Nation Support for U.S. Relocation Activities	097	X	8337	003	36,763,972.47
Contributions from South Korea, Host Nation Support for U.S. Relocation Activities	097	X	8337	004	29,979,527.07
Contributions from Japan, Support for U.S. Relocation to Guam Activities, Defense	097	X	8358	001	164,140,000.00
Total, Defense Cooperation					294,359,501.16
<b>Fees for Permits and Regulatory and Judicial Services</b>					
Immigration, Passport, and Consular Fees	015		0830	000	70.85
Immigration, Passport, and Consular Fees	019		0830	000	188,601,475.08
Breached Bond Penalties, Immigration and Customs Enforcement, Homeland Security	070		0834	000	8,000,000.00
Registration and Filing Fees	010		0850	000	1,256,726.38
Registration and Filing Fees	020		0850	000	2,025.00
Registration, Filing and Transaction Fees, Securities and Exchange Commission	050		0850	150	587,126,356.30
Registration and Filing Fees	070		0850	000	1,565,370.63
Registration and Filing Fees, Commodity Futures Trading Commission	339		0850	140	1,141,644.00
Registration Fees, Drug Enforcement Administration	015		0854	000	15,000,000.00
Filing Fees, The Judiciary	010		0864	000	49,264,416.93
Filing Fees, Bankruptcy, The Judiciary	010		0865	000	158,304.09
Fees for Legal and Judicial Services, Not Otherwise Classified	010		0869	000	37,066,874.24
Fees for Legal and Judicial Services, Not Otherwise Classified	016		0869	000	245.80
Fees for Legal and Judicial Services, Not Otherwise Classified	019		0869	000	223.00
Fees for Legal and Judicial Services, Not Otherwise Classified	023		0869	000	41,347.13
Fees for Legal and Judicial Services, Not Otherwise Classified	036		0869	000	220.80
Fees for Legal and Judicial Services, Not Otherwise Classified	057		0869	000	554.24
Fees for Legal and Judicial Services, Not Otherwise Classified, Court of Appeals for Veterans Affairs	345		0869	042	107,865.00
Chapter Eleven Filing Fees, Bankruptcy, Justice	015		0870	000	5,400,000.00
Miscellaneous Fees for Regulatory and Judicial Services, Not Otherwise Classified	012		0891	000	776,897.96
Miscellaneous Fees for Regulatory and Judicial Services, Not Otherwise Classified	013		0891	000	1,457,279.18
Miscellaneous Fees for Regulatory and Judicial Services, Not Otherwise Classified	014		0891	000	1,233.91
Miscellaneous Fees for Regulatory and Judicial Services, Not Otherwise Classified	015		0891	000	5,176,120.00
Miscellaneous Fees for Regulatory and Judicial Services, Not Otherwise Classified	019		0891	000	138,153.21
Miscellaneous Fees for Regulatory and Judicial Services, Not Otherwise Classified	020		0891	000	686,197,853.00
Miscellaneous Fees for Regulatory and Judicial Services, Not Otherwise Classified	021		0891	000	253,817.37
Miscellaneous Fees for Regulatory and Judicial Services, Not Otherwise Classified	031		0891	000	4,200,000.00
Miscellaneous Fees for Regulatory and Judicial Services, Not Otherwise Classified	057		0891	000	-314,766.70
Miscellaneous Fees for Regulatory and Judicial Services, Not Otherwise Classified	096		0891	000	8,304,896.56
Users Fees for IRS Ruling and Determination	020		2411	000	2,685,479.38

## Receipts by Source Categories

Classification	Account Symbol				Receipt Offset Against Outlays
	AID	A	MAIN	SUB	
<b>Budget Receipts - Continued</b>					
Temporary L-1 Visa Fee Increase, U.S. Citizenship and Immigration Services, Homeland Security	070		2426	000	4,171,535.00
Temporary H-1B Visa Fee Increase, U.S. Citizenship and Immigration Services, Homeland Security	070		2427	000	21,832,000.00
Full Cost Recovery Fees Pursuant to OMB Circular No. A-25	012		2497	000	9,285,559.26
Coal Mining Reclamation Fees, Office of Surface Mining Reclamation and Enforcement	014	X	5015	006	100,939,619.56
Registry Fees, Appraisal Subcommittee	362	X	5026	001	10,672,961.21
Incremental Registry Fees (Dodd-Frank Act), Appraisal Subcommittee	362		5026	003	1,896,528.79
Deposits, Perishable Agricultural Commodities Act Fund	012	X	5070	001	10,772,472.50
Filing Fees, The Judiciary	010	X	5100	001	166,460,971.00
Registry Administration Account, The Judiciary	010	X	5101	001	948,080.79
Licenses Under Federal Power Act from Public Lands and National Forests, Payment to States	089		5105	000	3,297,038.92
Fees, Practice and Registration Fees Fund, United States Court of Appeals for Veterans Claims	345	X	5113	001	119,890.00
Earnings on Investments, Fishermen's Contingency Fund	013	X	5120	002	4,685.40
Earnings on Investments, Foreign Fishing Observer Fund	013	X	5122	002	7,116.81
Licenses Under Federal Power Act, Improvement of Navigable Waters, Maintenance and Operation of Dams, Etc.	096		5125	000	12,809,773.73
Migratory Birds Hunting Stamps	014	X	5137	001	23,653,415.50
Migratory Birds Hunting Stamps (Conservation Easements), U.S. Fish and Wildlife Service, Interior	014	X	5137	004	15,711,433.87
Agricultural Quarantine Inspection User Fee Account, Animal and Plant Health Inspection Service	012	X	5161	001	606,658,245.41
Fees from JSCT (Jukebox, Satellite, and Cable Television) for Operating Costs, Copyright Office, Library of Congress	003	X	5175	001	5,589,850.00
Universal Service Fund, Federal Communications Commission	027	X	5183	001	7,696,153,819.06
Permit Title Registration Fee, Limited Access System Administration Fund, National Oceanic and Atmospheric Administration	013	X	5284	001	11,365,499.27
Enrolled Agent Fees Increase, Internal Revenue Service, Miscellaneous Retained Fees, Treasury	020	X	5432	004	8,005,289.42
Tax Preparer Registration Fees, IRS Miscellaneous Retained Fees, Internal Revenue Service, Treasury	020	X	5432	006	16,455,873.00
Access Fees, Western Pacific Sustainable Fisheries Fund, National Oceanic Atmospheric Administration	013	X	5439	001	475,000.00
Fees on GSES for Administrative Expenses, Federal Housing Finance Agency	537	X	5532	001	317,485,063.67
Registration Fees, Securities and Exchange Commission Reserve Fund	050	X	5566	001	50,000,000.00
Interstate Land Sales, Bureau of Consumer Financial Protection	581	X	5577	003	83,700.00
Fees, Travel Promotion Fund, Corporation for Travel Promotion	580		5585	001	132,035,117.00
Fees and Assessments, Financial Research Fund, Departmental Offices, Treasury	020	X	5590	001	87,975,303.00
Electronic System for Travel Authorization (ESTA) Fees, U.S. Customs and Border Protection, Homeland Security	070	X	5595	001	41,114,452.00
Fees, North Pacific Fishery Observer Fund, National Oceanic and Atmospheric Administration, Commerce	013	X	5598	001	3,136,885.25
Fees, HIRE Vets Medallion Award Fund, Departmental Management, Labor	016		5623	001	143,925.00
Fees for Regulatory and Judicial Services, United States Tax Court	023	X	5633	001	1,776,580.75
Contributions for Telecommunications Relay Services, Telecommunications Relay Services Fund	027	X	5700	001	1,266,669,324.15
Receipts, Risk Adjustment Program, Centers for Medicare and Medicaid Services	075	X	5733	001	8,116,601,173.34
Contributions, Transitional Reinsurance Program, Centers for Medicare and Medicaid Services	075	X	5735	001	79,450.05
Drug and Alcohol Clearinghouse Fees, Motor Carrier Safety Operations and Programs, Transportation	069	X	8159	003	6,776,989.00
Total, Fees for Permits and Regulatory and Judicial Services					20,354,775,305.05
<b>Fines, Penalties, and Forfeitures</b>					
Fines, Penalties, and Forfeitures, Agricultural Laws	012		1010	000	2,801,847.75
Fines, Penalties, and Forfeitures, Economic Stabilization Laws	021		1020	000	-450.75
Fines, Penalties, and Forfeitures, Immigration and Labor Laws	016		1030	000	192,366,295.19
Fines, Penalties, and Forfeitures, Immigration and Labor Laws	070		1030	000	16,520,282.71
Fines, Penalties, and Forfeitures, Customs, Commerce and Antitrust Laws	013		1040	000	2,126,716.46
Fines, Penalties, and Forfeitures, Customs, Commerce and Antitrust Laws	015		1040	000	35,281,883.45
Fines, Penalties, and Forfeitures, Customs, Commerce and Antitrust Laws	020		1040	000	87,108,837.50
Fines, Penalties, and Forfeitures, Customs, Commerce and Antitrust Laws	029		1040	000	158,018,625.89
Fines, Penalties, and Forfeitures, Customs, Commerce and Antitrust Laws	061		1040	000	27,000,000.00
Fines, Penalties, and Forfeitures, Customs, Commerce and Antitrust Laws	069		1040	000	30,371,344.33
Fines, Penalties, and Forfeitures, Customs, Commerce and Antitrust Laws	070		1040	000	110,114,759.53
Fines, Penalties, and Forfeitures, Narcotic, Prohibition and Alcohol Laws, DEA, Justice	015		1050	011	18,761,439.72
Forfeitures of Unclaimed Money and Property	000		1060	000	13.82
Forfeitures of Unclaimed Money and Property	003		1060	000	2,068,401.41
Forfeitures of Unclaimed Money and Property	010		1060	000	575,472.31
Forfeitures of Unclaimed Money and Property	011		1060	000	1,867.54
Forfeitures of Unclaimed Money and Property	012		1060	000	421,162.30
Forfeitures of Unclaimed Money and Property	014		1060	000	267,798.05
Forfeitures of Unclaimed Money and Property	015		1060	000	310.22
Forfeitures of Unclaimed Money and Property, DEA, Justice	015		1060	002	434,614.43
Forfeitures of Unclaimed Money and Property, BOP, Justice	015		1060	010	16,782.28
Forfeitures of Unclaimed Money and Property	017		1060	000	188,193.85
Forfeitures of Unclaimed Money and Property	019		1060	000	1,234,482.30
Forfeitures of Unclaimed Money and Property -FSM	020		1060	018	9,136,961.67
Forfeitures of Unclaimed Money and Property -FSD	020		1060	070	109,321.08
Forfeitures of Unclaimed Money and Property	021		1060	000	125,457.07
Forfeitures of Unclaimed Money and Property	036		1060	000	13,103.11
Forfeitures of Unclaimed Money and Property	050		1060	000	1,143.30
Forfeitures of Unclaimed Money and Property	057		1060	000	125,929.08
Forfeitures of Unclaimed Money and Property	069		1060	000	2,465.08
Forfeiture of Unclaimed Money and Property	070		1060	000	259,669.67
Forfeitures of Unclaimed Money and Property	096		1060	000	151.46
Forfeitures of Unclaimed Money and Property	097		1060	000	421.45
Forfeitures of Unclaimed Money and Property, Commodity Futures Trading Commission	339		1060	140	595,475.99
Fines, Penalties, and Forfeitures, Mine Safety and Health Administration	016		1080	000	36,885,716.63
Post Judgement Interest, Securities and Exchange Commission	050		1091	000	807,085.45
Fines, Penalties, and Forfeitures, Not Otherwise Classified	000		1099	000	38,657.44
Fines, Penalties, and Forfeitures, Not Otherwise Classified	005		1099	000	82.04
Fines, Penalties, and Forfeitures, Not Otherwise Classified	010		1099	000	1,055,503.29
Fines, Penalties, and Forfeitures, Not Otherwise Classified	012		1099	000	8,993,564.09
Fines, Penalties, and Forfeitures, Not Otherwise Classified	013		1099	000	66,224.97
Fines, Penalties, and Forfeitures, Not Otherwise Classified	014		1099	000	4,416,746.26
Fines, Penalties, and Forfeitures, Not Otherwise Classified	015		1099	000	35,709.67
Fines, Penalties, and Forfeitures, Not Otherwise Classified, FBI, Justice	015		1099	002	8,027.61
Fines, Penalties, and Forfeitures, Not Otherwise Classified, General Administration, Justice	015		1099	003	12,131,295.16
Fines, Penalties, and Forfeitures, Not Otherwise Classified, ATF, Justice	015		1099	007	94,537.13
Fines, Penalties, and Forfeitures, Not Otherwise Classified, BOP, Justice	015		1099	010	115.00
Fines, Penalties, and Forfeitures, Not Otherwise Classified	016		1099	000	1,222,782.69
Fines, Penalties, and Forfeitures, Not Otherwise Classified	017		1099	000	907,880.04
Fines, Penalties, and Forfeitures, Not Otherwise Classified	019		1099	000	8,205,000.00

## Receipts by Source Categories

Classification	Account Symbol				Receipt Offset Against Outlays
	AID	A	MAIN	SUB	
<b>Budget Receipts - Continued</b>					
Fines, Penalties, and Forfeitures, Not Otherwise Classified, Departmental Offices, Treasury	020		1099	001	37,089.69
Fines, Penalties, and Forfeitures, Not Otherwise Classified, Internal Revenue Service, Treasury	020		1099	009	100,815.99
Fines, Penalties, and Forfeitures, Not Otherwise Classified, Bureau of the Fiscal Service, Treasury	020		1099	012	461.22
Fines, Penalties, and Forfeitures, Not Otherwise Classified, United States Mint, Treasury	020		1099	016	830.21
Fines, Penalties, and Forfeitures, Not Otherwise Classified, Fiscal Services Miscellaneous, Treasury	020		1099	018	30,270,978.15
Fines, Penalties, and Forfeitures, Not Otherwise Classified, Internal Revenue Service/Revenue, Treasury	020		1099	019	5,778,819.36
Fines, Penalties, and Forfeitures, Not Otherwise Classified, Community Development Financial Institution, Treasury	020		1099	028	35,203.67
Fines, Penalties, and Forfeitures, Not Otherwise Classified, D.C. Pensions Fund, Treasury	020		1099	056	16,413.04
Fines, Penalties, and Forfeitures, Not Otherwise Classified, Fiscal Services Debt, Treasury	020		1099	070	363,575.11
Fines, Penalties, and Forfeitures, Not Otherwise Classified, Office of the Comptroller of Currency, Treasury	020		1099	071	193,093,253.20
Fines, Penalties, and Forfeitures, Not Otherwise Classified	021		1099	000	109,335.34
Fines, Penalties, and Forfeitures, Not Otherwise Classified, National Credit Union Administration	025		1099	000	3.11
Fines, Penalties, and Forfeitures, Not Otherwise Classified	027		1099	000	34,699,985.84
Fines, Penalties, and Forfeitures, Not Otherwise Classified	031		1099	000	564,731.26
Fines, Penalties, and Forfeitures, Not Otherwise Classified	036		1099	000	199,403.50
Fines, Penalties, and Forfeitures, Not Otherwise Classified	047		1099	000	118,583.19
Fines, Penalties, and Forfeitures, Not Otherwise Classified, National Science Foundation	049		1099	000	9,103.03
Fines, Penalties, and Forfeitures, Not Otherwise Classified	050		1099	000	265,101,925.66
Fines, Penalties, and Forfeitures, Not Otherwise Classified, Federal Deposit Insurance Corporation	051		1099	000	617,300.00
Fines, Penalties, and Forfeitures, Not Otherwise Classified	057		1099	000	261,465.81
Fines, Penalties, and Forfeitures, Not Otherwise Classified	061		1099	000	4.67
Fines, Penalties, and Forfeitures, Not Otherwise Classified	065		1099	000	2,082,000.00
Fines, Penalties, and Forfeitures, Not Otherwise Classified	068		1099	000	236,838,390.81
Fines, Penalties, and Forfeitures, Not Otherwise Classified	069		1099	000	345,445.59
Fines, Penalties, and Forfeitures, Not Otherwise Classified	070		1099	000	209,766.42
Fines, Penalties, and Forfeitures, Not Otherwise Classified	075		1099	000	336.87
Fines, Penalties, and Forfeitures, Not Otherwise Classified, Centers for Medicare and Medicaid Services, Health and Human Services	075		1099	005	1,098,950.11
Fines, Penalties, and Forfeitures, Not Otherwise Classified, Food & Drug Administration, Health and Human Services	075		1099	006	132,393.20
Fines, Penalties, and Forfeitures, Not Otherwise Classified	080		1099	000	19,505.17
Fines, Penalties, and Forfeitures, Not Otherwise Classified, Armed Forces Retirement Home	084		1099	000	1,658.68
Fines, Penalties, and Forfeitures, Not Otherwise Classified, National Archives and Records Administration	088		1099	000	2,010.51
Fines, Penalties, and Forfeitures, Not Otherwise Classified	089		1099	000	6,471,089.77
Fines, Penalties, and Forfeitures, Not Otherwise Classified	090		1099	000	397.15
Fines, Penalties, and Forfeitures, Not Otherwise Classified	091		1099	000	3,170,809.49
Fines, Penalties, and Forfeitures, Not Otherwise Classified	096		1099	000	38,893.64
Fines, Penalties, and Forfeitures, Not Otherwise Classified	097		1099	000	1,087,521.33
Fines, Penalties, and Forfeitures, Not Otherwise Classified, Commodity Futures Trading Commission	339		1099	140	205,063,494.40
Fines, Penalties, and Forfeitures, Not Otherwise Classified	352		1099	000	15.94
Fines, Penalties, and Forfeitures, Not Otherwise Classified, Federal Election Commission	360		1099	160	2,665,544.68
Fines, Penalties, and Forfeitures, Corporation for National Services	485		1099	055	2,491.81
Fines, Penalties, and Forfeitures, Not Otherwise Classified, Chemical Safety and Hazard Investigation Board	510		1099	064	1,471.54
Fines, Penalties, and Forfeitures, Not Otherwise Classified, Federal Housing Finance Agency	537		1099	080	348.20
Fines, Penalties, and Forfeitures, Not Otherwise Classified, Bureau of Consumer Financial Protection	581		1099	085	17,591,405.00
Fines, Penalties, and Forfeitures, Crime Victims Fund, Justice	015	X	5041	001	821,605,661.49
Child Pornography Victims Reserve Assessments, Crime Victims Fund, Justice	015	X	5041	004	545,889.58
Forfeited Cash and Proceeds from the Sale of Forfeited Property, Justice	015	X	5042	001	1,710,506,509.87
Deposits, Civil Penalties, Office of Surface Mining Reclamation and Enforcement	014	X	5063	001	758,850.24
Fines, Penalties, and Forfeitures, Migratory Bird, North American Wetlands Conservation Fund, United States Fish and Wildlife Service	014		5241	000	1,978,497.07
Civil Penalties, Failure to Depart and Document Fraud, Immigration Enforcement Account, U.S. Immigration and Customs Enforcement, Homeland Security	070	X	5451	003	20,687.61
Monetary Sanctions, Investor Protection Fund, Securities and Exchange Commission	050	X	5567	001	387,168,256.79
Penalties and Fines, Consumer Financial Protection, Bureau of Consumer Financial Protection	581	X	5578	001	172,520,013.00
Fines, Penalties, and Forfeitures, Domestic Trafficking Victims' Fund, Office of Justice Programs, Justice	015	X	5606	001	1,552,525.34
Fines, Penalties, and Forfeitures, United States Victims of State Sponsored Terrorism Fund, General Legal Activities, Justice	015	X	5608	001	36,229,167.80
Fines and Fees, District of Columbia Victims Compensation Fund, District of Columbia Courts	349	X	5676	001	5,970,198.38
Antidumping and Countervailing Duties, Continued Dumping and Subsidy Offset, United States Customs Service	020	X	5688	001	8,736,883.13
Forfeited Cash and Proceeds from the Sale of Forfeited Properties, Treasury Forfeiture Fund	020	X	5697	001	1,213,213,430.08
Federal Hospital Insurance Trust Fund Civil Penalties and Damages	075	X	8005	049	432,136,797.51
Receipts, Relief and Rehabilitation, Longshoremen's and Harbor Workers' Compensation Act, as Amended, Labor	016	X	8130	001	102,437,917.67
Receipts, Relief and Rehabilitation, Workmen's Compensation Act, within the District of Columbia, Labor	016	X	8134	001	5,628,221.00
Fines and Penalties, Hazardous Substance Superfund	068	X	8145	003	3,000,105.45
Fines and Penalties, Oil Spill Liability Trust Fund, Homeland Security	070	X	8185	003	88,055,856.52
Fines and Forfeitures, Armed Forces Retirement Home Trust Fund, Armed Forces Retirement Home	084	X	8522	003	20,892,576.50
Administrative and Civil Penalties, Gulf Coast Restoration Trust Fund, Bureau of the Fiscal Service, Treasury	020	X	8625	001	303,448,276.00
Proceeds of Sales of Unclaimed, Abandoned, and Seized Goods, USCS, Homeland Security	070	X	8789	001	2,025,561.62
Total, Fines, Penalties, and Forfeitures					7,097,554,750.73
<b>Refunds and Recoveries</b>					
Refund of Moneys Erroneously Received and Covered (Indefinite), Treasury	020	X	1807	000	-10,408,819.24
General Fund Proprietary Receipts, Not Otherwise Classified, All Other, Council of the Inspectors General on Integrity and Efficiency	542		3220	083	400.00
Total, Refunds and Recoveries					-10,408,419.24
Total, Miscellaneous Receipts					135,397,396,040.21
Total, Budget Receipts					4,896,118,950,625.00
<b>Proprietary Receipts from the Public</b>					
<b>Interest</b>					
<b>Interest on Foreign Loans and Deferred Foreign Collections:</b>					
Interest on Quota in International Monetary Fund (Article V, Section 9), Treasury	020		1463	001	93,426,361.27
Interest on Loans to International Monetary Fund, Treasury	020		1463	002	1,806,140.06
Interest Received on Loans and Credits to Foreign Nations, Treasury	020		1464	000	137,236.69
Total, Interest on Foreign Loans and Deferred Foreign Collections					95,369,738.02



## Receipts by Source Categories

Classification	Account Symbol				Receipt Offset Against Outlays
	AID	A	MAIN	SUB	

**Proprietary Receipts from the Public - Continued**

**Other Interest (Domestic--Civil):**

General Fund Proprietary Interest, Not Otherwise Classified	005		1435	000	82.88
General Fund Proprietary Interest, Not Otherwise Classified	010		1435	000	2,661.25
General Fund Proprietary Interest, Not Otherwise Classified	012		1435	000	124,138.13
General Fund Proprietary Interest, Not Otherwise Classified	013		1435	000	31,364.97
General Fund Proprietary Interest, Not Otherwise Classified	014		1435	000	12,145,002.45
General Fund Proprietary Interest, Not Otherwise Classified	015		1435	000	14,073.58
General Fund Proprietary Interest, Not Otherwise Classified, FBI, Justice	015		1435	002	-172.38
General Fund Proprietary Interest, Not Otherwise Classified, OJP, Justice	015		1435	004	9,076.58
General Fund Proprietary Interest, Not Otherwise Classified, ATF, Justice	015		1435	007	14.90
General Fund Proprietary Interest, Not Otherwise Classified, BOP, Justice	015		1435	010	861.14
General Fund Proprietary Interest, Not Otherwise Classified	016		1435	000	796,151.76
General Fund Proprietary Interest, Not Otherwise Classified	019		1435	000	1,727,033.90
General Fund Proprietary Interest, Not Otherwise Classified, Departmental Offices, Treasury	020		1435	001	3,167.94
General Fund Proprietary Interest, Not Otherwise Classified, Inspector General For Tax Administration, Treasury	020		1435	004	28.61
General Fund Proprietary Interest, Not Otherwise Classified, Internal Revenue Service, Treasury	020		1435	009	26,507.97
General Fund Proprietary Interest, Not Otherwise Classified, Alcohol and Tax and Trade Bureau, Treasury	020		1435	010	0.61
General Fund Proprietary Interest, Not Otherwise Classified, Bureau of the Fiscal Service, Treasury	020		1435	012	223.62
General Fund Proprietary Interest, Not Otherwise Classified, Special Inspector General TARP, Treasury	020		1435	015	0.06
General Fund Proprietary Interest, Not Otherwise Classified, United States Mint, Treasury	020		1435	016	170.22
General Fund Proprietary Interest, Not Otherwise Classified, Fiscal Services Miscellaneous, Treasury	020		1435	018	1,500,826.36
General Fund Proprietary Interest, Not Otherwise Classified, Fiscal Services Umbrella, Treasury	020		1435	023	1,034,008.47
General Fund Proprietary Interest, Not Otherwise Classified, Financial Crimes Enforcement Network, Treasury	020		1435	046	0.38
General Fund Proprietary Interest, Not Otherwise Classified, D.C. Pensions Fund, Treasury	020		1435	056	2,102.75
General Fund Proprietary Interest, Not Otherwise Classified, Office of Internal Affairs, Exchange Stabilization Fund, Treasury	020		1435	065	93,966.83
General Fund Proprietary Interest, Not Otherwise Classified, Fiscal Services Debt, Treasury	020		1435	070	70,863.47
General Fund Proprietary Interest, Not Otherwise Classified, Departmental Franchise Fund, Treasury	020		1435	074	73.23
General Fund Proprietary Interest, Not Otherwise Classified, United States Tax Court	023		1435	000	0.06
General Fund Proprietary Interest, Not Otherwise Classified, National Credit Union Administration	025		1435	000	0.51
General Fund Proprietary Interest, Not Otherwise Classified, Social Security Administration	028		1435	000	361.29
General Fund Proprietary Interest, Not Otherwise Classified	031		1435	000	22,313.65
General Fund Proprietary Interest, Not Otherwise Classified	036		1435	000	2,838,435.39
General Fund Proprietary Interest, Not Otherwise Classified	047		1435	000	40,812.67
General Fund Proprietary Interest, Not Otherwise Classified	049		1435	000	5,629.00
General Fund Proprietary Interest, Not Otherwise Classified	050		1435	000	2,673.19
General Fund Proprietary Interest, Not Otherwise Classified	061		1435	000	0.67
General Fund Proprietary Interest, Not Otherwise Classified	068		1435	000	506,744.76
General Fund Proprietary Interest, Not Otherwise Classified	069		1435	000	407,027.42
General Fund Proprietary Interest, Not Otherwise Classified	070		1435	000	77,192,408.53
General Fund Proprietary Interest, Not Otherwise Classified	072		1435	000	1,496,470.41
General Fund Proprietary Interest, Not Otherwise Classified	075		1435	000	9,748,933.08
General Fund Proprietary Interest, Not Otherwise Classified, Office of the Secretary, Health and Human Services	075		1435	001	20,974,257.34
General Fund Proprietary Interest, Not Otherwise Classified, Centers for Medicare and Medicaid Services, Health and Human Services	075		1435	005	81,528,310.39
General Fund Proprietary Interest, Not Otherwise Classified, Food & Drug Administration, Health and Human Services	075		1435	006	802,637.50
General Fund Proprietary Interest, Not Otherwise Classified, National Institutes of Health, Health and Human Services	075		1435	008	655.39
General Fund Proprietary Interest, Not Otherwise Classified, Centers for Disease Control, Health and Human Service	075		1435	009	3,287.74
General Fund Proprietary Interest, Not Otherwise Classified	080		1435	000	2,922.33
General Fund Proprietary Interest, Not Otherwise Classified	088		1435	000	337.15
General Fund Proprietary Interest, Not Otherwise Classified	089		1435	000	48,191.81
General Fund Proprietary Interest, Not Otherwise Classified, Selective Service System	090		1435	000	51.20
General Fund Proprietary Interest, Not Otherwise Classified	091		1435	000	616,967.90
General Fund Proprietary Interest, Not Otherwise Classified	096		1435	000	23,658,477.13
General Fund Proprietary Interest, Not Otherwise Classified, Access Board	310		1435	032	0.56
General Fund Proprietary Interest, Not Otherwise Classified	352		1435	000	0.01
General Fund Proprietary Interest, Not Otherwise Classified, James Madison Memorial Fellowship Foundation	381		1435	002	90.45
General Fund Proprietary Interest, Not Otherwise Classified, Federal Housing Finance Agency	537		1435	080	56.40
General Fund Proprietary Interest, Not Otherwise Classified, Bureau of Consumer Financial Protection	581		1435	085	-297.83
Interest Payments from States, Cash Management Improvement, Treasury	020		1450	000	1,769,231.00
Interest Received from Credit Reform Financing Accounts	020		1499	000	45,537,650,565.11
Miscellaneous Interest, Reclamation Fund, Interior	014		5000	021	31,711,008.26
Interest on Late Payment of Coal Mining Reclamation Fees, Office of Surface Mining Reclamation and Enforcement	014	X	5015	007	54,002.47
Other, Office of Surface Mining Reclamation and Enforcement	014	X	5015	008	80,522.52
Interest on Investment in GSES, Tribal Special Fund, Bureau of Trust Funds Administration, Interior	014	X	5265	003	9,653,535.25
Interest, Financial Research Fund, Departmental Offices, Treasury	020	X	5590	002	536,588.83
Other Proprietary Receipts, Federal Supplementary Medical Insurance Trust Fund	075	X	8004	029	1,255,870.39
Other Proprietary Receipts, Federal Hospital Insurance Trust Fund	075	X	8005	029	1,314,440.66
Interest Income, Cash Management Improvement Act, Federal Disability Trust Fund	028	X	8007	014	1,465.00
Interest on Investment in GSES, Tribal Trust Fund, Bureau of Trust Funds Administration, Interior	014	X	8030	003	4,895,257.79
Income from Donated Securities, Library of Congress Trust Fund	003	X	8032	021	8,016,966.86
Interest on Unemployment Insurance Loans to States, Federal Unemployment Trust Fund	016	X	8042	004	653,328,206.71
Interest Income, Cash Management Improvement Act, Unemployment Trust Fund	016	X	8042	014	958,467.00
Interest Income, Cash Management Improvement Act, Highway Account (Highway Trust Fund)	069	X	8102	014	75,632.00
Interest Income, Cash Management Improvement Act, Airport and Airway Trust Fund	069	X	8103	014	209.00
Interest and Dividends on Private Sector Holdings, National Railroad Retirement Investment Trust	060	X	8118	003	355,034,110.25
Interest Earned on Non-Federal Securities, National Archives and Records Administration	088	X	8127	003	610,910.03
Miscellaneous Interest, Black Lung Disability Trust Fund	016	X	8144	004	2,223,288.24
Total, Other Interest (Domestic--Civil)					46,846,650,263.15
Total, Interest					46,942,020,001.17

**Dividends and Other Earnings**

Gains and Losses on Private Sector Holdings, National Railroad Retirement Investment Trust	060	X	8118	001	-2,696,751,367.19
Realized Gains on Non-Federal Securities, National Archives Gift Fund	088	X	8127	004	501,644.53
Total, Dividends and Other Earnings					-2,696,249,722.66

**Royalties and Rents**

## Receipts by Source Categories

Classification	Account Symbol				Receipt Offset Against Outlays
	AID	A	MAIN	SUB	
<b>Proprietary Receipts from the Public - Continued</b>					
Rent and Bonuses from Land Leases for Resource Exploration and Extraction, Agriculture and Interior (31 USC 3513)	012		1811	000	165,325,110.84
Rent and Bonuses from Land Leases for Resource Exploration and Extraction, Agriculture and Interior	014		1811	000	8,173,956.22
Rent of Equipment and Other Personal Property, Army, Navy, Air Force	017		1840	000	22,648.55
Royalties on Natural Resources, Not Otherwise Classified, Interior	014		2039	000	1,029,009,561.69
Receipts from Grazing Fees, Federal Share, Interior	014		2484	000	4,041,125.23
Royalties on Natural Resources, Reclamation Fund, Interior	014		5000	024	3,179,119,664.18
Receipts from Mineral Leasing, Public and Acquired Military Lands (Act February 25, 1920 and December 17, 1981, as Amended), Office of Natural Resources Revenue, Interior	014	X	5003	002	4,101,121,963.39
Receipts from Grazing, Etc., Public Lands Outside Grazing Districts, Bureau of Land Management	014		5016	000	917,329.42
Receipts from Grazing, Etc., Public Lands within Grazing Districts, Bureau of Land Management	014		5032	000	906,719.24
Receipts from Grazing, Etc., Public Lands within Grazing Districts, Miscellaneous, Bureau of Land Management	014		5044	000	47,525.56
Receipts from Oil and Gas Leases, National Petroleum Reserve in Alaska, Office of Natural Resources Revenue, Interior	014	X	5045	001	30,895,318.40
Rents and Charges for Quarters, Bureau of Land Management	014	X	5048	001	995,977.96
Rents and Charges for Quarters, National Park Service	014	X	5049	001	24,038,800.64
Rents and Charges for Quarters, United States Fish and Wildlife Service	014	X	5050	001	3,816,166.54
Rents and Charges for Quarters, Bureau of Indian Affairs	014	X	5051	001	6,137,725.38
Rents and Charges for Quarters, Geological Survey	014	X	5055	001	52,037.84
Hydraulic Mining in California, Tax, Debris Reservoirs	096		5066	001	107,369.37
Rents and Charges for Quarters, Indian Health Services, Health and Human Services	075	X	5071	001	10,659,222.98
Receipts from Leases of Lands Acquired for Flood Control, Navigation, and Allied Purposes	096		5090	000	19,122,372.67
Grazing Fees for Range Improvements, Taylor Grazing Act, as Amended	014		5132	000	6,882,813.66
Moneys Due Oklahoma from Royalties, Oil and Gas, South Half of Red River, Office of Natural Resources Revenue, Interior	014	X	5134	001	9,435.08
State Cost Sharing, Lahontan Valley and Pyramid Lake Fish and Wildlife Fund	014	X	5157	004	2,053,003.00
Rental Payments, Park Buildings Lease and Maintenance Fund, National Park Service	014	X	5163	001	10,833,233.45
Disposal of Department of Defense Real Property for Navy	097	X	5188	017	177,350.00
Disposal of Department of Defense Real Property for Army	097	X	5188	021	4,243,579.04
Disposal of Department of Defense Real Property for Air Force	097	X	5188	057	178,830.88
Lease of Department of Defense Real Property for Navy	097	X	5189	017	8,827,379.20
Lease of Department of Defense Real Property for Army	097	X	5189	021	15,655,331.31
Lease of Department of Defense Real Property for Air Force	097	X	5189	057	7,933,275.30
Royalties from Character Merchandising, Forest Service	012	X	5214	001	1,198,835.49
Forfeitures and Recoveries, Forest Service Lands	012	X	5215	001	3,656,234.80
Operation and Maintenance of Quarters, Forest Service	012	X	5219	001	11,284,168.71
Property Disposal or Lease Proceeds, Aviation User Fees, Federal Aviation Administration, Transportation	069	X	5422	003	1,306,616.13
Rent from Mineral Leases, Permit Processing Fund, Bureau of Land Management	014	X	5573	001	4,887,360.68
Oil and Gas Permit Processing Fee - 85%, Bureau of Land Management, Interior	014	X	5573	003	40,377,920.00
Oil and Gas Permit Processing Fee - 15%, Bureau of Land Management, Interior	014		5573	004	-10,230.00
Geothermal Lease Revenues, County Share, Office of Natural Resources Revenue, Interior	014	X	5574	001	5,469,234.10
Leases from Naval Petroleum Reserve Numbered 2 Lands	014	X	5576	001	5,066.00
Rents and Charges for Quarters, Bureau of Indian Education, Interior	014	X	5621	001	22,443.84
Payments to Counties, National Grasslands	012	X	5896	003	55,104,802.98
National Grasslands Receipts, Forest Service	012		5896	005	112,606,733.32
Receipts from National Grasslands, Bureau of Land Management	014		5896	011	993,050.06
Royalties, Federal Aviation Administration, Transportation	069		8108	001	19,008.00
Total, Royalties and Rents					8,878,226,071.13
<b>Sale of Products</b>					
<b>Sale of Timber and Other Natural Land Products:</b>					
National Forests Fund, Agriculture	012		2221	000	286,344.66
Sale of Timber, Wildlife and Other Natural Land Products, Not Otherwise Classified, Interior	014		2229	000	14,002,487.77
National Forests Fund Receipts	012		5008	001	7,237,110.23
National Wildlife Refuge Fund, United States Fish and Wildlife Service	014	X	5091	001	8,956,810.37
Proceeds from Sales, Water Resource Development Projects, United States Fish and Wildlife Service	014	X	5092	001	283,264.97
Forest Ecosystems Health and Recovery-Disposal of Salvage Timber, Bureau of Land Management	014	X	5165	001	40,753,743.52
National Forests Fund, Payments to States	012	X	5201	001	149,446,757.90
Timber Roads, Purchaser Elections, Forest Service	012	X	5202	001	2,000,000.00
Timber Salvage Sales, Forest Service	012	X	5204	001	32,809,505.19
Deposits, Brush Disposal	012	X	5206	001	4,961,778.13
National Forest Lands Under Special Acts	012		5208	001	664,000.00
National Forests Fund, Payment to Minnesota (Cook, Lake, and Saint Louis Counties)	012	X	5213	001	6,150,000.00
Deposits, Land Exchanges, Forest Service	012		5216	000	-2,531,771.34
Quinalt Special Management Area, Forest Service	012	X	5223	001	273.64
Timber Sales Pipeline Restoration Fund, Bureau of Land Management	014	X	5249	001	5,324,109.13
Timber Sales Pipeline Restoration Fund, Forest Service	012	X	5264	001	6,207,262.11
MNP Rental Fee Account, Forest Service	012	X	5277	001	793,640.57
Funds Reserved, Title II Projects on Federal Lands, Bureau of Land Management	014	X	5485	001	2,631,785.41
Stewardship Contracting Product Sales, Funds Retained, Forest Service, Agriculture	012	X	5540	001	28,585,903.46
Oregon and California Land-Grant Fund (See 2229 for General Account; 5136 and 5885 for Special Accounts)	014		5882	000	-17,562,769.15
Funds Reserved, Oregon and California Grant Lands, Bureau of Land Management	014	X	5884	001	28,173,325.45
Coos Bay Wagon Road Grant Fund (By Years) (See 2229 for General Account; and 5898 for Special Account)	014		5897	000	477,846.52
Funds Reserved, Coos Bay Wagon Road Grant Lands, Bureau of Land Management	014	X	5898	001	228,646.89
Total, Sale of Timber and Other Natural Land Products					319,880,055.43
<b>Sale of Minerals and Mineral Products:</b>					
Hardrock Mining Claim Maintenance Fee, Interior	014		2032	000	51,868,097.00
Sale of Strategic Petroleum Reserve Oil, Energy	089		2234	000	3,241,219,574.95
National Forest Fund, Payments to States, Office of Natural Resources Revenue, Interior	014	X	5243	001	8,582,075.09
Receipts from Leases of Lands Acquired for Flood Control Navigation and Allied Purposes, Office of Natural Resources Revenue, Interior	014	X	5248	001	83,829,904.75
Total, Sale of Minerals and Mineral Products					3,385,499,651.79
<b>Sale of Power and Other Utilities:</b>					
Sale and Transmission of Electric Energy, Falcon Dam, Energy	089		2245	000	600,000.00
Sale and Transmission of Electric Energy, Southwestern Power Administration	089		2247	000	35,847,221.75
Sale and Transmission of Electric Energy, Southeastern Power Administration	089		2248	000	174,117,426.50
Sale of Electric Energy, Bonneville Power Administration, Reclamation Fund, Interior	089		5000	026	1,177,620.77
Sale of Power and Other Utilities, Reclamation Fund, Energy	089		5000	027	298,206,004.29

## Receipts by Source Categories

Classification	Account Symbol				Receipt Offset Against Outlays
	AID	A	MAIN	SUB	
<b>Proprietary Receipts from the Public - Continued</b>					
Falcon and Amistad Operating and Maintenance Fund, Energy	089		5178	001	270,936.04
San Joaquin River Restoration Fund Receipts, Bureau of Reclamation, Interior	014	X	5537	001	18,103,026.38
Power Revenues, Indian Irrigation Projects	014	X	5648	001	77,974,896.43
Revenues, Colorado River Dam Fund, Boulder Canyon Project, Bureau of Reclamation	014	X	5656	001	94,287,109.21
Total, Sale of Power and Other Utilities					700,584,241.37
<b>Other:</b>					
General Fund Proprietary Receipts, Not Otherwise Classified, All Other, National Endowment for the Humanities	418		3220	002	21,565.06
Revenue, Central Valley Project Restoration Fund, Bureau of Reclamation	014		5173	003	29,832,514.57
Non-Federal Fee, Debt Collection Fund, Bureau of the Fiscal Service, Treasury	020	X	5445	001	156,807,891.44
Total, Other					186,661,971.07
Total, Sale of Products					4,592,625,919.66
<b>Fees and Other Charges for Services and Special Benefits</b>					
<b>Medicare Premiums and Other Charges (Trust Funds):</b>					
Premiums Collected for the Aged, Federal Supplementary Medical Insurance Trust Fund	075	X	8004	005	111,854,416,527.56
Premiums Collected for the Disabled, Federal Supplementary Medical Insurance Trust Fund	075	X	8004	007	14,947,196,386.89
Premiums Collected, Medicare Prescription Drug Account, FSMI	075	X	8004	035	5,520,564,380.53
Basic Premiums, Medicare Advantage, FSMI	075	X	8004	040	358,786,062.03
Premiums Collected for Uninsured Individuals Not Otherwise Eligible, Federal Hospital Insurance Trust Fund	075	X	8005	009	4,466,691,154.66
Basic Premiums, Medicare Advantage, FHI	075	X	8005	040	259,825,823.80
Total, Medicare Premiums and Other Charges (Trust Funds)					137,407,480,335.47
<b>Nuclear Waste Disposal Revenues:</b>					
Fees for Disposal of Spent Nuclear Fuel, Nuclear Waste Disposal Fund, Energy	089	X	5227	001	353,404.49
<b>Veterans Life Insurance (Trust Funds):</b>					
Premium and Other Receipts, National Service Life Insurance Fund	036	X	8132	001	24,865,820.78
<b>Other:</b>					
Sale of Publications and Reproductions, Not Otherwise Classified	014		2259	000	50,876.00
SSI, Attorney Fees	028		2417	000	6,129,657.66
SSI Administrative Fee Receipts Account, Social Security Administration	028		2418	000	88,843,880.00
Fees and Other Charges for Other Services, Commerce	013		2419	002	83,700.00
Fees and Other Charges for Program Administrative Services, Interior	014		2419	001	57,309.35
Filing and Other Fees for Services, Surface Transportation Board	472		2420	089	1,388,555.23
Fees and Other Charges for Communication and Transportation Service, Not Otherwise Classified	027		2429	000	24,869,703.64
Deposits for Survivor Annuity Benefits, Army, Navy, Air Force, Defense	097		2462	000	17,908,556.31
Contributions from Military Personnel, Veterans Administration Educational Assistance Act of 1984	036		2473	000	81,365,136.71
Special Recreation Use Fees, Army, Corps of Engineers, Civil	096		5007	000	72,263,131.93
Service Charges, Deposits and Forfeitures, Bureau of Land Management	014	X	5017	001	44,422,506.75
Deposits for Road Maintenance and Reconstruction, Bureau of Land Management	014	X	5018	001	4,793,403.04
Rents and Charges for Quarters, Bureau of Reclamation, Interior	014	X	5053	001	298,905.12
Receipts from Operations of North Platte Project (Gering and Fort Laramie, Goshen, and Pathfinder Irrigation Districts), Bureau of Reclamation	014	X	5058	001	6,242.03
Delaware Water Gap Route 209 Commercial Operation Fees, National Park Service	014	X	5076	001	5,000.00
Sale of Hunting and Fishing Permits, Military Reservations	017	X	5095	001	205,671.70
Sale of Hunting and Fishing Permits, Military Reservations	021	X	5095	001	544,997.99
Sale of Hunting and Fishing Permits, Military Reservations	057	X	5095	001	1,617,978.77
Recreational Fee Demonstration Program, National Park Service	014	X	5110	001	348,630,644.23
Revenues, Indian Arts and Crafts Board	014	X	5130	001	343,998.65
Cooperative Research and Development Agreements, National Institutes of Health	075	X	5145	001	51,222,983.79
Cooperative Research and Development Agreements, Centers for Disease Control, Health and Human Services	075	X	5146	001	2,723,032.15
Cooperative Research and Development Agreements, Food and Drug Administration, Health and Human Services	075	X	5148	001	1,849,544.00
Transportation Systems Fund, National Park Service	014	X	5164	001	91,368.00
Concessioner Improvement Accounts Deposit, National Park Service	014	X	5169	001	9,802,471.77
Receipts, Range Betterment Fund	012		5207	000	2,473,512.00
Deposits, Operation and Maintenance, Indian Irrigation Systems	014	X	5240	001	37,835,168.36
Alaska Resupply Program, Bureau of Indian Affairs	014	X	5242	001	307,153.20
Filing and Special Use Fee Program, National Park Service	014	X	5247	001	175,151.36
Recreation Fee Enhancement Program, U.S. Fish and Wildlife Service	014	X	5252	001	7,564,167.72
Recreation Fee Demonstration Program, Forest Service	012	X	5268	001	131,964,707.98
Concessions Fees and Volunteer Services, Agriculture Research Service	012	X	5279	003	32,766.74
Fees for Training and Planning, Emergency Preparedness Grant, Pipeline and Hazardous Materials Safety Administration, Transportation	069	X	5282	001	25,869,725.00
Reserve Account, Forest Products Program, Defense	021	X	5285	001	19,218,280.88
Medical Care Collections Fund, First Party Collections, Veterans Affairs	036	X	5287	003	136,664,332.95
Medical Care Collections Fund, Third Party Collections, Veterans Affairs	036	X	5287	004	2,465,697,061.89
Parking Fee, Medical Care Collections Fund, Veterans Affairs	036	X	5287	006	4,145,663.14
Compensated Work Therapy, Medical Care Collections Fund, Veterans Affairs	036	X	5287	007	32,125,305.56
Medical Care Collections Fund, Long-Term Care Co-Payments, Veterans Affairs	036	X	5287	009	1,837,751.52
Medical Care Collections Fund, Third Party Prescription Claims, Veterans Affairs	036	X	5287	011	147,306,829.74
Medical Care Collections Fund, Fee Basis Third Party Collections, Veterans Affairs	036	X	5287	013	757,278,721.57
Medical Care Collections Fund, Fee Basis First Party Collections, Veterans Affairs	036	X	5287	014	31,023,891.17
Charges, User Fees and Natural Resource Utilization, Land Between the Lakes, Forest Service	012	X	5360	001	4,211,544.34
Deposits for Administration of Rights-of-Way and Other Land Uses Fund, Forest Service	012	X	5361	001	1,838,119.85
Registration Service Fees, Pesticide Registration Fund, Environmental Protection Agency	068	X	5374	001	23,490,768.33
Recreational Fee Demonstration Program, Bureau of Land Management	014	X	5413	001	31,114,785.86
State Supplemental Fees, Social Security Administration	028		5419	001	146,586,560.28
Park Concessions Franchise Fees, National Park Service	014	X	5431	001	143,199,702.15
New Installment Agreements, Internal Revenue Service, Miscellaneous Retained Fees, Treasury	020	X	5432	001	113,643,172.79
Restructured Installment Agreements, Internal Revenue Service, Miscellaneous Retained Fees, Treasury	020	X	5432	003	77,039,192.75
General Fees, Internal Revenue Service	020	X	5432	005	116,970,404.98
Photocopying and Historical Conservation Easement Fees, IRS Miscellaneous Retained Fees, Treasury	020	X	5432	007	2,831,237.15
Burden Sharing Contribution, Defense (Kuwait)	097	X	5441	001	83,539,125.04
Burden Sharing Contribution, Defense (Japan)	097	X	5441	003	202,217,076.97
Burden Sharing Contribution, Defense (South Korea)	097	X	5441	004	695,725,174.70

## Receipts by Source Categories

Classification	Account Symbol				Receipt Offset Against Outlays
	AID	A	MAIN	SUB	
<b>Proprietary Receipts from the Public - Continued</b>					
User Fees, Fund for Non-Federal Use of Disposal Facilities, Corps of Engineers	096		5493	001	1,287,046.34
Administration Fees, Special Benefits for Certain World War II Veterans, Social Security Administration	028		5555	001	12,148.71
Fees, APEC Business Travel Card Account, Customs and Border Protection, Homeland Security	070	X	5569	001	1,433,810.00
Fees, Interagency America the Beautiful Pass Revenues, Corps of Engineers-Civil	096	X	5570	001	2,831,306.68
Concessions Fees, Army National Military Cemeteries, Army	021		5602	001	604,673.00
Fees, Special Use Permit Fees, Corps of Engineers-Civil	096	X	5607	001	2,248,644.74
Proceeds, Support of Athletic Programs, Air Force	057	X	5616	004	5,145,159.09
User Fees, TSCA Service Fee Fund, Environmental Protection Agency	068		5664	001	5,045,092.52
Fees from Visitors to Grand Teton and Yellowstone National Parks, 25% Fund	014	X	5666	001	15,680.49
Fees, Customs and Border Protection Services at User Fee Facilities, U.S. Customs and Border Protection, Homeland Security	070		5694	000	21,972,921.38
Fees, National Flood Insurance Reserve Fund, Homeland Security	070	X	5701	001	914,446,922.00
Consular and Border Security Programs, Expedited Passport Fees, State	019	X	5713	001	338,672,617.03
Consular and Border Security Programs, Passport Security Surcharge, State	019	X	5713	003	1,368,330,642.67
Consular and Border Security Programs, Western Hemisphere Travel Initiative Surcharge, State	019	X	5713	004	454,167,854.93
Consular and Border Security Programs, Machine Readable Visa Fee, State	019	X	5713	005	1,643,932,618.70
Consular and Border Security Programs, Immigrant Visa Security Surcharge, State	019	X	5713	006	49,696,848.13
Consular and Border Security Programs, Affidavit of Support Fee, State	019	X	5713	007	35,620,584.00
Consular and Border Security Programs, Diversity Visa Lottery Fee, State	019	X	5713	008	21,466,969.44
Passport Application and Execution Fee, Consular and Border Security Programs, State	019	X	5713	009	427,313,875.00
Fees, National Park Medical Services Fund, National Park Service, Interior	014		5762	001	1,088,328.86
Payments from States, Medicare Prescription Drug Accounts, FSMI	075	X	8004	036	13,329,689,733.72
Non-Attorney Fees, Federal Old Age Survivors Insurance Trust Fund	028	X	8006	028	114,000.00
Attorney Fees, Federal Old-Age and Survivors Insurance Trust Fund	028	X	8006	031	514,864.99
Attorney Fees, Federal Disability Insurance Trust Fund	028	X	8007	031	19,529,609.61
Deposits of Fees, Inspection and Grading of Farm Products, Agricultural Marketing Service	012	X	8015	001	192,934,221.53
Forest Service Cooperative Fund	012	X	8028	001	70,990,627.25
Advances from State Cooperating Agencies and Foreign Governments, Federal Highway Administration	069	X	8054	001	6,690,405.73
Contributions and Deposits, Bureau of Land Management	014	X	8069	001	23,716,821.53
Deposits, Reclamation Trust Funds	014	X	8070	001	302,012.57
Deposits of Fees, Inspection of Farm Products, Food Safety and Inspection Service	012	X	8137	001	17,723,849.67
Licensing and Insuring Fees, Motor Carrier Safety Operations and Programs, Transportation	069	X	8159	001	60,005,978.96
Deposits, Service Fees, Library of Congress	003	X	8208	001	45,950.00
Deposits of Miscellaneous Contributed Funds, Agricultural Research Service	012	X	8214	001	16,326,104.90
Deposits, Contributed Funds, United States Fish and Wildlife Service	014	X	8216	001	3,004,285.82
Deposits of Miscellaneous Contributed Funds, National Agricultural Statistics Service	012	X	8218	001	6,600.00
Deposits of Miscellaneous Contributed Funds, Animal and Plant Health Inspection Service	012	X	8226	001	12,221,831.58
Contributions for Highway Research Program	069	X	8264	001	544,585.40
Other Receipts, Armed Forces Retirement Home Trust Fund, Armed Forces Retirement Home	084	X	8522	004	15,318,151.25
Property Sales/Leases, Armed Forces Retirement Home Trust Fund, Armed Forces Retirement Home	084	X	8522	006	2,550,423.13
Contributed Funds, Geological Survey, Interior	014	X	8562	001	1,669,721.76
Contributions and Advances, Rivers and Harbors, Corps of Engineers	096	X	8862	001	736,985,506.60
Total, Other					26,009,665,340.50
Total, Fees and Other Charges for Services and Special Benefits					163,442,364,901.24
<b>Sale of Government Property</b>					
<b>Sale of Land and Other Real Property:</b>					
Sale of Public Land, Buildings, and Easements to Remain in Federal Ownership (non-GSA Sales), Labor	016		2612	000	279,961.00
Real Property, General Services Administration	047	F	3840	000	2,100.00
Sale of Public Domain, Reclamation Fund, Interior	014		5000	029	3,200.00
Land and Water Conservation Fund, Surplus Property Sales, National Park Service	047		5005	002	7,282,431.84
Proceeds from Sale of Property, Judiciary Automation Fund, The Judiciary	010	X	5114	001	144,939,657.18
Receipts from Clark County, Nevada Land Sales, 15% Fund, Bureau of Land Management	014	X	5129	001	7,623,375.00
Sale of Public Land and Materials, 5% Fund to States	014		5133	000	1,746,776.55
Land Acquisition Proceeds for Exchanges, Acquisition of Lands to Complete Land Exchanges, Forest Service, Agriculture	012	X	5216	001	4,425,423.04
Land Sales, South Nevada Public Land Management	014	X	5232	001	406,404,035.35
Other Receipts, Surplus Real and Related Personal Property, General Services Administration	047		5254	002	8,546,524.37
Transfers of Surplus Real and Related Personal Property Receipts, General Services Administration	047		5254	003	-7,282,431.84
Federal Land Disposal Account, Bureau of Land Management	014	X	5260	001	4,106,682.24
Medical Care Collections Fund, Asset Sales, Veterans Affairs	036	X	5287	005	-2,677.36
Sale of Land, Lincoln County Land Act, Bureau of Land Management	014	X	5469	001	43,875.00
Asset Proceeds, Asset Proceeds and Space Management Fund, General Services Administration	047		5594	001	152,078,006.00
Sale of Real Property, U.S. Coast Guard Housing Special Fund, Coast Guard, Homeland Security	070		5710	003	333,383.21
Sale of Public Land and Materials	014		5881	000	-8,577,441.26
Total, Sale of Land and Other Real Property					721,952,880.32
<b>Military Assistance Program Sales (Trust Funds):</b>					
Deposits, Advances, Foreign Military Sales, Executive	011	X	8242	001	39,631,127,657.74
<b>Other:</b>					
Sale of Scrap and Salvage Materials, Defense	097		2651	000	189,758.19
Total, Sale of Government Property					40,353,270,296.25
<b>Realization Upon Loans and Investments</b>					
<b>Negative Subsidies and Downward Reestimates (Credit Reform):</b>					
Consumer Operated and Oriented Plan Direct Loan Program, Downward Reestimates of Subsidies, Health and Human Services	075		2674	003	35,540,657.17
Biorefinery Assistance, Downward Reestimates of Subsidies	012		2675	003	8,461,924.00
Downward Reestimates, MENA Loan Guarantee Program	072		2676	003	463,716,328.46
Community Development Financial Institutions Fund, Negative Subsidies, Treasury	020		2677	001	3,208,755.30
Green Retrofit Program for Multifamily Housing, Downward Reestimates of Subsidies, Housing and Urban Development	086		2678	001	5,181,062.40
Title 17 Innovative Technology Loan Guarantees, Negative Subsidies, Energy	089		2679	001	9,982,934.96
Rural Microenterprise Investment, Downward Reestimate of Subsidies	012		2680	003	176,293.00
Native Hawaiian Housing Loan Guarantee Fund, Negative Subsidies, Public and Indian Housing, Housing and Urban Development	086		2684	000	24,900.43
Downward Reestimates of Subsidies, Urban and Environmental Credit Program, United States International Development Finance Corporation	077		2687	003	36,196,216.98
Loans, Downward Reestimates of Subsidy, United States International Development Finance Corporation	077		2689	003	378,933,761.51
Economic Stabilization, Negative Subsidies, Treasury	020		2691	001	105,116,382.15
Economic Stabilization, Downward Reestimates of Subsidies, Treasury	020		2691	003	4,414,778,252.11

## Receipts by Source Categories

Classification	Account Symbol				Receipt Offset Against Outlays
	AID	A	MAIN	SUB	
<b>Proprietary Receipts from the Public - Continued</b>					
Emergency Homeowners Relief Fund, Downward Reestimates	086		2694	003	860,529.74
Home Ownership Preservation Equity Fund, Downward Reestimates of Subsidies	086		2695	003	872,543.94
Maritime (Title XI) Loan Program, Negative Subsidy Receipt Account, Maritime Administration, Transportation	069		2696	000	1,293,684.00
Agricultural Credit Insurance, Negative Subsidies	012		2701	001	204,845,552.34
Agricultural Credit Insurance, Downward Reestimates of the Subsidy	012		2701	003	452,571,828.00
Rural Electrification and Telephone Loans, Negative Subsidies	012		2702	001	231,870,718.09
Rural Electrification and Telephone Loans, Downward Reestimates of Subsidies	012		2702	003	1,118,240,638.71
Rural Water and Waste Disposal, Negative Subsidies	012		2703	001	2,233,372.79
Rural Water and Waste Disposal, Downward Reestimates of Subsidies	012		2703	003	80,518,883.00
Rural Community Facility, Negative Subsidies	012		2705	001	57,151,181.37
Rural Community and Facility, Downward Reestimates of Subsidies	012		2705	003	60,785,388.00
Rural Housing Insurance, Negative Subsidies	012		2706	001	194,533,502.29
Rural Housing Insurance, Downward Reestimates of the Subsidy	012		2706	003	2,115,042,244.16
Rural Business and Industry, Negative Subsidies, Agriculture	012		2707	001	1,276.12
Rural Business and Industry, Downward Reestimates of Subsidies, Agriculture	012		2707	003	72,047,160.00
P.L. 480, Downward Reestimates of Subsidies	012		2708	003	384,186.00
Rural Development Loan Fund, Downward Reestimates of Subsidies	012		2710	003	1,596,821.00
Rural Telephone Bank, Downward Reestimates of Subsidies	012		2711	004	129,715.00
Agricultural Credit Insurance Fund Guaranteed Loans Negative Subsidies, Consolidated Farm Service Agency	012		2712	001	8,925,289.43
Agricultural Credit Insurance Fund Guaranteed Loan, Downward Reestimates of the Subsidy, Consolidated Farm Service Agency	012		2712	003	15,355,609.10
Rural Economic Development Loans, Downward Reestimates of Subsidies	012		2713	003	4,302,427.28
Fisheries Finance, National Oceanic Atmospheric Administration, Negative Subsidies	013		2717	001	6,614,312.95
Fisheries Finance, Downward Reestimates of Subsidies	013		2717	003	2,131,056.65
Federal Family Education Loan Program, Negative Subsidies	091		2718	001	545,899,701.00
FHA-General and Special Risk Insurance, Negative Subsidies	086		2719	001	634,104,185.88
FHA-General and Special Risk Insurance, Re-Estimates	086		2719	003	3,657,842,389.41
Disaster Loan Program, Negative Subsidies, Small Business Administration	073		2721	001	63,823,581.00
Disaster Loan Program, Downward Reestimates of Subsidies	073		2721	003	4,691,833,426.00
Business Loan Program, Downward Reestimates of Subsidies	073		2722	003	7,175,071,775.00
Foreign Military Financing, Downward Reestimate of Subsidies	011		2724	003	183,863,848.00
Loan Guarantees to Israel, Downward Reestimates of Subsidies	072		2725	003	121,785,859.00
Export Import Bank Guaranteed Loans, Downward Reestimates	083		2727	003	224,676,236.00
Maritime (Title XI) Loan Program, Downward Reestimates of Subsidies, Maritime Administration, Transportation	069		2728	003	47,105,039.88
Indian Loan Guarantee, Downward Reestimates, Bureau of Indian Affairs	014		2729	003	24,887,755.00
Assistance for the New Independent States of the Former Soviet Union: Ukraine Export Credit Insurance, Downward Reestimates, Agency for International Development	072		2731	003	266,573,524.36
Guaranty and Indemnity Direct Loan Finance, Downward Reestimates of Subsidies, Veterans Affairs	036		2733	003	336,612,636.67
Minority Business Resource Center Guaranteed Loans, Downward Reestimates of Subsidies	069		2739	003	196,325.86
Disaster Assistance, Downward Reestimates of Subsidies, Federal Emergency Management Agency, Homeland Security	070		2740	003	654,421.04
College Housing and Academic Facilities Loan, Downward Reestimates of Subsidies, Education	091		2741	003	290,889,971.00
Indian Housing Loan Guarantee Receipt Account, Downward Reestimates of Subsidies	086		2743	003	65,200,731.52
Distance Learning and Telemedicine Program, Downward Reestimates, Rural Utilities Service	012		2746	003	6,774,345.00
Indian Direct Loan, Downward Reestimates of Subsidies, Bureau of Indian Affairs	014		2747	003	346,520.00
Rural Business Investment, Downward Reestimates of Subsidies, Rural Business-Cooperative Service, Agriculture	012		2748	003	20,843.00
Native American Veterans Housing Loans, Negative Subsidies, Veterans Affairs	036		2751	001	1,895,111.83
Native American Veterans Housing Loans, Downward Reestimates, Veterans Affairs	036		2751	003	175,109.44
Downward Reestimates of Subsidies, Abatement, Control and Compliance Loans, Environmental Protection Agency	068		2753	003	769,490.40
Apple Loan Program, Downward Reestimates of Subsidies	012		2754	003	1.30
Veterans Housing Benefit Loan Program, Negative Subsidies, Department of Veterans Affairs	036		2755	001	191,903,635.90
Farm Storage Facility Loans, Negative Subsidies	012		2756	001	3,256,599.42
Farm Storage Facility Loans, Downward Reestimates of Subsidies	012		2756	003	24,075,597.33
Commodity Credit Corporation Export Guarantee Financing, Downward Reestimates of Subsidies	012		2757	003	15,048,094.97
Health Center Guarantee Loan Program, Negative Subsidy	075		2758	003	150,850.49
Railroad Rehabilitation and Improvement Financing, Negative Subsidies, Office of the Secretary, Transportation	069		2760	001	1,167,902.06
Downward Reestimates, Railroad Rehabilitation and Improvement Program, Office of the Secretary, Transportation	069		2760	003	95,771,002.90
Family Housing Improvement Fund, Downward Reestimates of Subsidies, Defense	097		2761	003	32,158,937.07
Title VI Indian Loan Guarantee Receipt Account, Downward Reestimates of Subsidies	086		2762	003	866,159.51
Community Development Financial Institutions Fund, Downward Re-Estimates of Subsidies	020		2763	003	16,710,905.71
Vocational Rehabilitation and Employment Direct Loan Financing, Downward Reestimates of Subsidies, Veterans Affairs	036		2767	003	91,170.71
Transportation Infrastructure Finance and Innovation Program, Negative Subsidies, Office of the Secretary, Transportation	069		2768	001	26,855,974.16
Transportation Infrastructure Finance and Innovation Program, Downward Reestimates Subsidies, Office of the Secretary, Transportation	069		2768	003	1,063,663,118.27
Community Development Loan Guarantees, Downward Reestimates of Subsidies	086		2773	003	3,930,173.64
Assistance to American Samoa, Direct Loan, Downward Reestimates of Subsidies, Office of Insular Affairs	014		2774	003	196,697.89
Federal Direct Student Loan Program, Negative Subsidies, Education	091		2781	001	13,632,499,453.00
Federal Direct Loan Program, Downward Reestimates of Subsidies, Education	091		2781	003	13,701,756,103.00
Small Business Lending Fund Direct Loans, Downward Reestimates of Subsidies, Departmental Offices, Treasury	020		2784	003	5,107,667.58
Rural Energy for America Program Downward Reestimates of Subsidies, Rural Development Administration, Agriculture	012		2786	003	19,898,134.00
GSE Mortgage-Backed Securities Direct Loans, Downward Reestimates of Subsidies, Departmental Offices, Treasury	020		2790	003	140,160,308.24
Troubled Asset Relief Program, Downward Reestimates of Subsidies, Departmental Offices, Treasury	020		2792	003	3,568,046.70
Commodity Credit Corporation Export Guarantees, Negative Subsidy	012		2793	001	10,043,460.38
Teach Grant Program, Negative Subsidies, Education	091		2794	001	1,843,346.00
Teach Grant Program, Downward Reestimates of Subsidies, Education	091		2794	003	3,589,355.00
DOE ATM Direct Loans Downward Reestimate Account, Energy	089		2795	003	10,511,508.42
DOE Loan Guarantees (Section 1705 Recovery Act) Downward Reestimate Account, Energy	089		2796	003	204,357,536.98
DOE Loan Guarantees (Section 1703) Downward Reestimate Account, Energy	089		2797	003	167,839,368.95
Health Education Assistance Loans, Downward Reestimates of Subsidies, Education	091		2798	003	54,231.00
Native Hawaiian Housing Loan Guarantees, Downward Reestimates of Subsidies	086		2799	003	2,197,355.11
Total, Negative Subsidies and Downward Reestimates (Credit Reform)					57,813,900,910.41
<b>Repayment of Loans to United Kingdom:</b>					
Repayment of Loans and Credits to Foreign Nations, Treasury	020		2869	000	191,646.33
<b>Other:</b>					
Repayments on Miscellaneous Recoverable Costs, Not Otherwise Classified, Energy	089		2889	000	45,498,975.79
Proceeds, Grants for Emergency Mortgage Relief Derived from Emergency Homeowner's Relief Fund	086		2891	000	2,557,926.22
Proceeds, Air Carrier Equity Related Transactions, Treasury	020		2897	000	507,734,571.24
Repayments of Loans, Capital Contributions, Higher Educational Activities, Education	091		2915	000	706,629,685.09
Proceeds from Non-Federal Securities Not Immediately Reinvested, National Archives Gift Fund	088	X	8127	005	528,696.38
Total, Other					1,262,949,854.72

## Receipts by Source Categories

Classification	Account Symbol				Receipt Offset Against Outlays
	AID	A	MAIN	SUB	
<b>Proprietary Receipts from the Public - Continued</b>					
Total, Realization Upon Loans and Investments					59,077,042,411.46
<b>Recoveries and Refunds</b>					
Recoveries for Government Property Lost or Damaged, Not Otherwise Classified Army, Navy, Air Force	017		3019	000	2,981,526.24
Recoveries for Government Property Lost or Damaged, Not Otherwise Classified, Army, Navy, Air Force	021		3019	000	21,616,723.80
Recoveries for Government Property Lost or Damaged, Not Otherwise Classified, Army, Navy, Air Force	057		3019	000	310,039.61
Recoveries Under the Foreign Military Sales Program, Army, Navy, Air Force, Defense	017		3041	000	18,716,482.95
Recoveries Under the Foreign Military Sales Program, Army, Navy, Air Force, Defense	021		3041	000	1,539,013.80
Recoveries Under the Foreign Military Sales Program, Army, Navy, Air Force, Defense	057		3041	000	22,063,150.40
Recoveries Under the Foreign Military Sales Program, Army, Navy, Air Force, Defense	097		3041	000	15,519,804.69
Recovery of Beneficiary Overpayments from the Supplemental Security Income Program, Health and Human Services	028		3096	000	2,250,058,016.33
Federal Share of Child Support Collections, HHS, ACF	075		3107	000	684,147,697.04
Natural Resource Damage Assessment and Restoration Fund, U.S. Fish and Wildlife Service, Interior	014	X	5198	001	588,239,331.54
Receipts, Transportation Audit Contracts and Contract Administration, General Services Administration	047		5250	000	28,846,323.42
Medical Care Collections Fund, Veterans Affairs	036	X	5287	001	363,717,194.54
Medical Care Collections Enhanced-Use Lease Proceeds, Veterans Affairs	036	X	5287	010	870,058.04
Student Financial Assistance Debt Collection, Education	091	X	5557	001	2,817,018.03
Medicare Refunds, Federal Supplementary Medical Insurance Trust Fund	075	X	8004	045	26,854,347,043.00
Affordable Care Act Medicare Shared Savings Models, FSMI	075	X	8004	048	149,056,243.61
Affordable Care Act Medicare Shared Savings Models, HI	075	X	8005	008	52,840,995.17
Medicare Refunds, Federal Hospital Insurance Trust Fund	075	X	8005	053	49,659,305,448.00
Tax Refund, Offset Collections, Federal Old-Age Survivors Insurance Trust Fund	028	X	8006	009	-8,119.51
Other Proprietary Receipts, Federal Old-Age and Survivors Insurance Trust Fund	028	X	8006	029	757,512.37
Tax Refund, Offset Collections, Federal Disability Insurance Trust Fund	028	X	8007	009	-104,292.31
Recoveries, Hazardous Substance Superfund	068	X	8145	004	24,921,452.99
Future Clean Up Cost Settlements, Hazardous Substance Superfund Trust Fund	068	X	8145	006	279,032,114.28
Recoveries, Oil Spill Liability Trust Fund, Homeland Security	070	X	8185	004	83,759,919.79
Total, Recoveries and Refunds					81,105,350,697.82
<b>Gifts and Contributions</b>					
Contributions to "Conscience Fund"	010		1210	000	0.02
Contributions to "Conscience Fund"	020		1210	000	3,252.87
Contributions to "Conscience Fund"-FSM	020		1210	018	4,250.00
Contributions to "Conscience Fund"	021		1210	000	-22.28
Contributions to the Conscience Fund	070		1210	000	3,200.25
Gifts to the United States, Not Otherwise Classified	010		1299	000	920.60
Gifts to the United States, Not Otherwise Classified	015		1299	000	126.95
Gifts to the United States, Not Otherwise Classified-FSM	020		1299	018	13,979,232.84
Gifts to the United States, Not Otherwise Classified	057		1299	000	50.00
Contributions, Oliver Wendell Holmes Devises Fund, Library of Congress	003	X	5075	001	249.14
Gifts to the United States to Reduce Debt Held by the Public, Bureau of the Fiscal Service, Treasury	020	X	5080	001	1,198,164.11
United States Capitol Police Memorial Fund, House of Representatives	002	X	5083	001	401,528.53
Gifts, Marine Mammal Unusual Mortality Event Fund, National Oceanic Atmospheric Administration	013	X	5283	001	122.00
Unclaimed Checkpoint Money, Transportation Security Administration, Homeland Security	070	X	5390	001	835,850.71
Donations and Collections, Department of Defense Vietnam War Commemoration Fund, Defense	097	X	5750	001	10.00
Collections, Contributions to the Cooperative Threat Reduction Program, Defense	097		5751	001	318,922.00
Collections, Contributions to the Cooperative Threat Reduction Program, Defense	097	X	5751	001	-107,138.00
Donations and Collections, Department of Defense Korean War Commemoration Fund, Army	021	X	5752	001	-500.00
Contributions from Applicants, Renewable Energy Impact Assessments and Mitigation, Defense	097	X	5753	001	730,000.00
Donations, National Park Medical Services Fund, National Park Service, Interior	014		5762	003	1,000.00
Gifts, Federal Supplementary Medical Insurance Trust Fund	075	X	8004	042	32.77
Gifts, Federal Hospital Insurance Trust Fund	075	X	8005	042	32.77
Gifts, Federal Old-Age and Survivors Insurance Trust Fund	028	X	8006	042	58,858.86
Gifts, Federal Disability Insurance Trust Fund	028	X	8007	042	97,540.83
Contributions to Library of Congress Gift Fund	003	X	8031	001	16,493,613.09
Income from Donated Securities, Library of Congress Gift Fund, Library of Congress	003	X	8031	021	192,438.62
Contributions, Library of Congress Trust Fund	003	X	8032	001	7,445,977.45
Donations to National Park Service	014	X	8037	001	96,080,557.05
Gifts and Donations, National Endowment for the Arts	417	X	8040	001	1,789,206.75
Gifts and Donations, National Endowment for the Humanities	418	X	8050	001	335,506.68
Contributions, Indian Health Facilities, Indian Health Services	075	X	8073	001	23,922,561.51
Grants and Donations, Institute of Museum and Library Services	474	X	8080	001	697.00
Gifts and Donations, Federal Judicial Center, the Judiciary	010	X	8123	001	750.00
Donations, National Archives Gift Fund, National Archives and Records Administration	088	X	8127	001	2,381,153.99
Department of Veterans Affairs Cemetery Gift Fund, Veterans Affairs	036	X	8129	001	322,119.71
Contributions, Department of Defense General Gift Fund Deposits, Defense	097	X	8163	001	64,042.00
Deposits, General Post Fund, National Homes, Veterans Affairs	036	X	8180	001	18,961,431.97
Deposits, Canal Zone Biological Area Fund	033	X	8190	001	302,339.52
Gifts and Bequests, Agriculture	012	X	8203	001	857,740.92
Gifts and Donations, African Development Foundation	166	X	8239	001	4,438,011.59
Gifts, Donations and Contributions, Inter-American Foundation	164	X	8243	001	812,455.23
Gifts and Donations, Departmental Management, Homeland Security	070	X	8244	001	10,402.00
Gifts and Contributions, Peace Corps	011	X	8245	001	223,507.92
Contributions to National Institutes of Health Unconditional Gift Fund, Health and Human Services	075	X	8248	001	2,497,921.89
Gifts and Donations, Centers for Disease Control	075	X	8250	001	18,786,066.43
Contributions to National Institutes of Health Conditional Gift Fund	075	X	8253	001	51,274,296.50
Contributions, Education	091	X	8258	001	973,000.00
Gifts and Contributions, Corporation for National and Community Service	485	X	8267	001	206,119,500.00
Gifts and Donations, Commission for the Preservation of America's Heritage Abroad	321	X	8268	001	26,000.00
Gifts and Donations, United States Agency for Global Media	514	X	8286	001	750.00
Gifts and Donations, Harry S. Truman Scholarship Foundation	372	X	8296	001	20,021.25
Gifts and Bequests, Justice Gift Fund	015	X	8305	001	275,000.00
Gifts, Crime Victims Fund	015	X	8306	001	1,023.00
Gifts and Donations, Bureau of Indian Affairs	014	X	8361	001	924,567.57
Gifts and Bequests, Departmental Management	013	X	8501	001	65,573.65
Gifts and Bequests, Maritime Administration	069	X	8503	001	1,024,609.95
Contributions to the Indian Health Service Gift Fund	075	X	8511	001	86,940.00
Gifts, Armed Forces Retirement Home Trust Fund, Armed Forces Retirement Home	084	X	8522	005	-69,444.12

## Receipts by Source Categories

Classification	Account Symbol				Receipt Offset Against Outlays
	AID	A	MAIN	SUB	
<b>Proprietary Receipts from the Public - Continued</b>					
Deposits, General Gift Fund, USCG, Homeland Security	070	X	8533	001	1,440,789.48
Contributions, American Battle Monuments Commission	074	X	8569	001	202,614.50
Gifts and Donations, Energy	089	X	8576	001	31,600.00
Donations, Morris K. Udall and Stewart L. Udall Foundation	487	X	8615	003	1,800,600.00
Deposits, Department of the Navy General Gift Fund	017	X	8716	001	2,735,863.66
Contributions to United States Naval Academy General Gift Fund	017	X	8733	001	17,256,516.47
Department of State Unconditional Gift Fund	019	X	8821	001	16,035,464.41
Conditional Gift Fund, General, State	019	X	8822	001	1,171,604.01
Gifts and Donations, Agency for International Development	072	X	8824	001	34,318,001.21
Deposits, Department of the Army General Gift Fund	021	X	8927	001	23,223,243.88
Deposits, Department of the Air Force General Gift Fund	057	X	8928	001	6,385,748.87
Donations to National Science Foundation	049	X	8960	001	20,230,000.00
Gifts and Contributions, Action	485	X	8981	001	21,453.32
Total, Gifts and Contributions					599,019,523.90
<b>Miscellaneous Receipt Accounts</b>					
Net Gains on Transactions in Foreign Currencies, Treasury Securities, Treasury	020		1682	000	42,804,768.17
GSE Fees Pursuant to P.L. 112-78 Sec. 401	020		2485	000	5,835,695,193.04
Sale of Lands, Etc., Account of Military Post Construction Fund	097		2621	000	168.54
Recoveries for Government Property Lost or Damaged, Not Otherwise Classified, Army, Navy, Air Force	097		3019	000	3,163.55
Collections and Receivables from Cancelled Accounts	049		3200	000	2,300,833.32
General Fund Proprietary Receipts, Defense Military, Not Otherwise Classified	017		3210	000	92,060,795.26
General Fund Proprietary Receipts, Defense Military, Not Otherwise Classified	021		3210	000	175,280,174.72
General Fund Proprietary Receipts, Defense Military, Not Otherwise Classified	057		3210	000	46,567,002.99
General Fund Proprietary Receipts, Defense Military, Not Otherwise Classified	097		3210	000	64,889,882.05
General Fund Proprietary Receipts, Not Otherwise Classified, All Other	000		3220	000	257,296.87
General Fund Proprietary Receipts, Not Otherwise Classified, All Other	001		3220	000	139,181.99
General Fund Proprietary Receipts, Not Otherwise Classified, All Other, U.S. Capitol Police Board	002		3220	000	53,163.88
General Fund Proprietary Receipts, Not Otherwise Classified, All Other	003		3220	000	86,278.71
General Fund Proprietary Receipts, Not Otherwise Classified, All Other	005		3220	000	30.00
General Fund Proprietary Receipts, Not Otherwise Classified, All Other	010		3220	000	903,537.45
General Fund Proprietary Receipts, Not Otherwise Classified, All Other	011		3220	000	264,290.17
General Fund Proprietary Receipts, Not Otherwise Classified, All Other	012		3220	000	15,324,849.50
General Fund Proprietary Receipts, Not Otherwise Classified, All Other	013		3220	000	8,040,810.87
General Fund Proprietary Receipts, Not Otherwise Classified, All Other	014		3220	000	90,451,292.51
General Fund Proprietary Receipts, Not Otherwise Classified, All Other	015		3220	000	14,516,815.42
General Fund Proprietary Receipts, Not Otherwise Classified, All Other, FBI, Justice	015		3220	002	14,204,661.10
General Fund Proprietary Receipts, Not Otherwise Classified, All Other, General Administration, Justice	015		3220	003	117,369,487.85
General Fund Proprietary Receipts, Not Otherwise Classified, All Other, ATF, Justice	015		3220	007	283,300.92
General Fund Proprietary Receipts, Not Otherwise Classified, All Other, BOP, Justice	015		3220	010	938,621.57
General Fund Proprietary Receipts, Not Otherwise Classified, All Other, DEA, Justice	015		3220	011	977,772.49
General Fund Proprietary Receipts, Not Otherwise Classified, All Other, USMS, Justice	015		3220	018	4,296,481.02
General Fund Proprietary Receipts, Not Otherwise Classified, All Other	016		3220	000	15,309,689.05
General Fund Proprietary Receipts, Not Otherwise Classified, All Other	019		3220	000	5,767,454.87
General Fund Proprietary Receipts, Not Otherwise Classified, All Other, Departmental Offices, Treasury	020		3220	001	4,211,750.55
General Fund Proprietary Receipts, Not Otherwise Classified, All Other, Internal Revenue Service, Treasury	020		3220	009	1,039,952.60
General Fund Proprietary Receipts, Not Otherwise Classified, All Other, Alcohol and Tobacco Tax and Trade Bureau, Treasury	020		3220	010	1,247.86
General Fund Proprietary Receipts, Not Otherwise Classified, All Other, Bureau of the Fiscal Service, Treasury	020		3220	012	111,071,791.81
General Fund Proprietary Receipts, Not Otherwise Classified, All Other, United States Mint, Treasury	020		3220	016	90.00
General Fund Proprietary Receipts, Not Otherwise Classified, All Other, Fiscal Service Miscellaneous, Treasury	020		3220	018	15,954,549.74
General Fund Proprietary Receipts, Not Otherwise Classified, All Other, Internal Revenue Service/Revenue, Treasury	020		3220	019	310,095,258.68
General Fund Proprietary Receipts, Not Otherwise Classified, All Other, Financial Crimes Enforcement Network, Treasury	020		3220	046	143,205.59
General Fund Proprietary Receipts, Not Otherwise Classified, All Other, Departmental Franchise Fund, Treasury	020		3220	074	25.00
General Fund Proprietary Receipts, Not Otherwise Classified, All Other	024		3220	000	1,219,035.29
General Fund Proprietary Receipts, Not Otherwise Classified, All Other	025		3220	000	1,200.50
General Fund Proprietary Receipts, Not Otherwise Classified, All Other	027		3220	000	15,381,659.49
General Fund Proprietary Receipts, Not Otherwise Classified, All Other, Social Security Administration	028		3220	000	19,156.13
General Fund Proprietary Receipts, Not Otherwise Classified, All Other	029		3220	000	14,376,372.38
General Fund Proprietary Receipts, Not Otherwise Classified, All Other	031		3220	000	-64,259.76
General Fund Proprietary Receipts, Not Otherwise Classified, All Other	034		3220	000	1,579.50
General Fund Proprietary Receipts, Not Otherwise Classified, All Other	036		3220	000	39,889,044.94
General Fund Proprietary Receipts, Not Otherwise Classified, All Other	045		3220	000	42,933.51
General Fund Proprietary Receipts, Not Otherwise Classified, All Other	047		3220	000	26,272,836.70
General Fund Proprietary Receipts, Not Otherwise Classified, All Other	049		3220	000	4,017,162.45
General Fund Proprietary Receipts, Not Otherwise Classified, All Other	050		3220	000	82,846.57
General Fund Proprietary Receipts, Not Otherwise Classified, All Other	061		3220	000	4,718.17
General Fund Proprietary Receipts, Not Otherwise Classified, All Other, Office of Special Counsel	062		3220	000	1.15
General Fund Proprietary Receipts, Not Otherwise Classified, All Other	065		3220	000	253,714.90
General Fund Proprietary Receipts, Not Otherwise Classified, All Other	068		3220	000	509,603.10
General Fund Proprietary Receipts, Not Otherwise Classified, All Other	069		3220	000	31,033,311.08
General Fund Proprietary Receipts, Not Otherwise Classified, All Other	070		3220	000	21,531,432.36
General Fund Proprietary Receipts, Not Otherwise Classified	072		3220	000	6,319,346.95
General Fund Proprietary Receipts, Not Otherwise Classified, All Other	073		3220	000	30,025,005.10
General Fund Proprietary Receipts, Not Otherwise Classified, All Other	074		3220	000	3,737.44
General Fund Proprietary Receipts, Not Otherwise Classified, All Other, Office of the Secretary, Health and Human Services	075		3220	001	102,306,563.02
General Fund Proprietary Receipts, Not Otherwise Classified, All Other, Centers for Medicare and Medicaid Services, Health and Human Services	075		3220	005	1,463,134,704.01
General Fund Proprietary Receipts, Not Otherwise Classified, All Other, Food & Drug Administration, Health and Human Services	075		3220	006	2,567,927.90
General Fund Proprietary Receipts, Not Otherwise Classified, All Other, National Institutes of Health, Health and Human Services	075		3220	008	5,061,392.59
General Fund Proprietary Receipts, Not Otherwise Classified, All Other, Centers for Disease Control, Health and Human Services	075		3220	009	8,781,262.03
General Fund Proprietary Receipts, Not Otherwise Classified, All Other, Indian Health Service, Health and Human Services	075		3220	010	2,575,999.64
General Fund Proprietary Receipts, Not Otherwise Classified, All Other	080		3220	000	1,875,698.77
General Fund Proprietary Receipts, Not Otherwise Classified, All Other	083		3220	000	456.00
General Fund Proprietary Receipts, Not Otherwise Classified, All Other	086		3220	000	6,005,074.53
General Fund Proprietary Receipts, Not Otherwise Classified	088		3220	000	7,027.39
General Fund Proprietary Receipts, Not Otherwise Classified, All Other	089		3220	000	40,277,577.76
General Fund Proprietary Receipts, Not Otherwise Classified, All Other	091		3220	000	68,324,901.03
General Fund Proprietary Receipts, Not Otherwise Classified, All Other	096		3220	000	606,223,949.74

## Receipts by Source Categories

Classification	Account Symbol				Receipt Offset Against Outlays
	AID	A	MAIN	SUB	
<b>Proprietary Receipts from the Public - Continued</b>					
General Fund Proprietary Receipts, Not Otherwise Classified, All Other, United States Commission on International Religious Freedom	295		3220	095	550.00
General Fund Proprietary Receipts, Not Otherwise Classified, All Other	309		3220	000	2,620.35
General Fund Proprietary Receipts, Not Otherwise Classified, All Other, Commodity Futures Trading Commission	339		3220	140	15,849.85
General Fund Proprietary Receipts, Not Otherwise Classified, All Other, Defense Nuclear Facilities Safety Board	347		3220	046	45.00
General Fund Proprietary Receipts, Not Otherwise Classified, All Other, District of Columbia	349		3220	069	6,199.24
General Fund Proprietary Receipts, Not Otherwise Classified, All Other, Federal Election Commission	360		3220	160	112,328.29
General Fund Proprietary Receipts, Not Otherwise Classified, All Other, Appraisal Subcommittee	362		3220	051	184.66
General Fund Proprietary Receipts, Not Otherwise Classified, All Other, Federal Mine Safety and Health Review Commission	368		3220	028	620.00
General Fund Proprietary Receipts, Not Otherwise Classified, All Other, James Madison Memorial Fellowship Foundation	381		3220	002	1,113.09
General Fund Proprietary Receipts, Not Otherwise Classified, All Other	420		3220	000	519,162.40
General Fund Proprietary Receipts, Not Otherwise Classified, All Other, National Transportation Safety Board	424		3220	003	16.55
General Fund Proprietary Receipts, Not Otherwise Classified, All Other, Occupational Safety and Health Review Commission	432		3220	021	250.00
General Fund Proprietary Receipts, Not Otherwise Classified, All Other, Institute for Museum and Library Services	474		3220	003	2,160.96
General Fund Proprietary Receipts, Not Otherwise Classified, All Other, Corporation for National and Community Service	485		3220	055	2,617,872.95
General Fund Proprietary Receipts, Not Otherwise Classified, All Other, Public Defender Service, District of Columbia	511		3220	070	224.00
General Fund Proprietary Receipts, Not Otherwise Classified, All Other, United States Agency for Global Media	514		3220	068	38,900.06
General Fund Proprietary Receipts, Not Otherwise Classified, All Other, Millennium Challenge Corporation	524		3220	077	174,079.40
General Fund Proprietary Receipts, Not Otherwise Classified, All Other, FOIA Fees, Bureau of Consumer Financial Protection	581		3220	085	25.00
Cellulosic Biofuel Waiver Credits, Renewal Fuel Program, Environmental Protection Agency	068		3229	000	1,398,635.97
Other, Reclamation Fund, Interior	014		5000	028	108,746,578.31
Recreation Enhancement Fee Program, Bureau of Reclamation	014	X	5109	001	940,739.41
Sale and Rent of Real Property, International Center, Washington, D.C., State	019	X	5151	001	683,571.48
National Forests Fund, Roads and Trails for States	012	X	5203	001	18,887,505.54
Return of Principal from Private Sector Investments, Tribal Special Fund, Bureau of Trust Funds Administration, Interior	014	X	5265	004	6,793,619.07
Miscellaneous Sales of Assets, Tribal Special Fund, Bureau of Trust Funds Administration, Interior	014	X	5265	005	32,000,000.00
Lease of Land and Buildings, National Cemetery Administration Facilities Operation Fund, Veterans Affairs	036	X	5392	001	285,483.31
Reclamation Water Settlements Fund, Bureau of Reclamation, Interior	014	X	5593	001	120,000,000.00
Earnings on Investments, Bureau of Reclamation, Interior	014	X	5593	002	3,313,823.27
Water Storage Enhancement Receipts, Bureau of Reclamation, Interior	014		5704	001	5,701,900.80
Capitol Trust Account, Architect of the Capitol	001	X	5760	001	16,916.66
Return of Principal from Private Sector Investments, Tribal Trust Fund, Bureau of Trust Funds Administration, Interior	014	X	8030	004	54,050,620.98
Miscellaneous Sales of Assets, Tribal Trust Fund, Bureau of Trust Funds Administration, Interior	014	X	8030	005	1,552,348,251.55
Affordable Housing Allocations, Capital Magnet Fund, Departmental Offices, Treasury	020	X	8524	004	398,358,315.90
Affordable Housing Allocation, Housing Trust Fund, Housing and Urban Development	086	X	8560	001	739,808,300.94
Total, Miscellaneous Receipt Accounts					12,536,194,307.06
<b>Receipt Clearing Accounts</b>					
Collections and/or Payments Default, Justice	015	F	3500	000	-5,072.76
Deposits of Litigations, Internal Revenue Service, Treasury	020	F	3844	000	-64,785,856.01
Proceeds of Sales, Personal Property (Suspense), Peace Corps	011	F	3845	044	-13,016.75
Proceeds of Sales, Personal Property, Soil Conservation Service	012	F	3845	010	-1,623,660.00
Proceeds of Sales, Personal Property, Forest Service	012	F	3845	011	29,917.06
Proceeds of Sales, Personal Property, Agricultural Research Service	012	F	3845	014	240,526.56
Proceeds of Sales, Personal Property, Animal and Plant Health Inspection Service	012	F	3845	016	-645,372.05
Proceeds of Sales, Personal Property, Agricultural Marketing Services, Agriculture	012	F	3845	025	-41,714.02
Proceeds of Sales, Personal Property, Foreign Agricultural Service	012	F	3845	029	-12,179.36
Proceeds of Sales, Personal Property, International Trade Administration	013	F	3845	012	3,859.20
Proceeds of Sales, Personal Property, National Oceanic and Atmospheric Administration	013	F	3845	014	-908,040.00
Proceeds of Sales, Personal Property, Geological Survey	014	F	3845	008	-442,038.22
Proceeds of Sales, Personal Property, United States Fish and Wildlife Service	014	F	3845	016	-400,660.11
Proceeds of Sales, Personal Property, Office of Surface Mining Reclamation and Enforcement	014	F	3845	018	204,658.00
Proceeds of Sales, Personal Property, Federal Bureau of Investigation	015	F	3845	002	40,187.37
Proceeds of Sales, Personal Property, Drug Enforcement Administration	015	F	3845	011	166,251.21
Proceeds of Sales, Personal Property (Suspense), State	019	F	3845	000	736,168.03
Proceeds of Sales, Personal Property, Internal Revenue Service	020	F	3845	009	24,828.13
Proceeds of Sales, Personal Property (Suspense), Army	021	F	3845	000	-94,821.43
Proceeds of Sales, Personal Property, Smithsonian Institution	033	F	3845	001	140,823.61
Proceeds of Sales, Personal Property (Suspense), Veterans Affairs	036	F	3845	000	1,282,164.80
Proceeds of Sales, Personal Property, General Services Administration	047	F	3845	000	-4,128,853.91
Proceeds of Sales, Personal Property	070	F	3845	005	19,331,419.68
Proceeds of Sales, Personal Property	070	F	3845	007	-210,471.45
Proceeds of Sales, Personal Property	070	F	3845	019	-31,767.22
Proceeds of Sales, Personal Property (Suspense), Agency for International Development	072	F	3845	000	861,983.81
Proceeds of Sale, Personal Property, United States Agency for Global Media	514	F	3845	068	33,306.81
Proceeds of Sale, Personal Property, Millennium Challenge Corporation	524	F	3845	077	-56,252.96
Budget Clearing Account (Suspense), House of Representatives, Sergeant at Arms	000	F	3875	008	-5,086.28
Budget Clearing Account (Suspense), Library of Congress	003	F	3875	000	1,684.00
Budget Clearing Account (Suspense), United States Courts	010	F	3875	002	4,124,653.79
Budget Clearing Account (Suspense), Executive Operations	012	F	3875	004	2,487,262.76
Budget Clearing Account (Suspense), Forest Service	012	F	3875	011	-5,914,043.38
Budget Clearing Account (Suspense), Cooperative State Research, Education, and Extension Service	012	F	3875	015	-2,402,952.06
Budget Clearing Account (Suspense), Animal and Plant Health Inspection Service	012	F	3875	016	23,471.64
Budget Clearing Account (Suspense), Agricultural Marketing Service	012	F	3875	025	139,292.41
Budget Clearing Account (Suspense), Food and Nutrition Service	012	F	3875	035	-576,049.49
Budget Clearing Account (Suspense), Commodity Credit Corporation	012	F	3875	036	-373,465.86
Budget Clearing Account (Suspense), Food Safety and Inspection Service	012	F	3875	037	208,334.99
Budget Clearing Account (Suspense), Central Voucher Payment Center	012	F	3875	040	226,882.20
Budget Clearing Account (Suspense), Bureau of the Census	013	F	3875	004	26,461.29
Budget Clearing Account (Suspense), National Oceanic and Atmospheric Administration	013	F	3875	014	-5,753,407.91
Budget Clearing Account (Suspense), Federal Bureau of Investigation	015	F	3875	002	100,000.00
Budget Clearing Account (Suspense), Federal Prison System	015	F	3875	010	-1,164,368.87
Budget Clearing Account (Suspense), Navy	017	F	3875	001	3,145,369.20
Budget Clearing Account (Suspense), Navy (Special)	017	F	3875	004	-200,683.37
Budget Clearing Account (Suspense), State	019	F	3875	000	690,159.21
Budget Clearing Account (Suspense), for CAPPS Only, Office of Finance	019	F	3875	003	-21,384,447.49
Budget Clearing Account (Suspense), Internal Revenue Service	020	F	3875	009	-2,850.00
Budget Clearing Account (Suspense), Bureau of the Fiscal Service, Treasury	020	F	3875	012	0.18
Budget Clearing Account (Suspense), Bureau of the Fiscal Service	020	F	3875	017	1,853,266,429.42



## Receipts by Source Categories

Classification	Account Symbol				Receipt Offset Against Outlays
	AID	A	MAIN	SUB	
<b>Proprietary Receipts from the Public - Continued</b>					
Budget Clearing Account (Suspense), Army	021	F	3875	001	-218,553,083.01
Budget Clearing Account (Suspense), Veterans Affairs	036	F	3875	000	16,299,654.89
Budget Clearing Account (Suspense), General Services Administration	047	F	3875	000	-301.53
Budget Clearing Account (Suspense), Securities and Exchange Commission	050	F	3875	000	-26,588.15
Budget Clearing Account (Suspense), Air Force	057	F	3875	001	2,369,984.21
Budget Clearing Account (Suspense), Environmental Protection Agency	068	F	3875	000	1,403,887.41
Budget Clearing Account (Suspense)	070	F	3875	001	-8,112.25
Budget Clearing Account (Suspense)	070	F	3875	006	-299,367,373.72
Budget Clearing Account (Suspense)	070	F	3875	011	714,078.12
Budget Clearing Account (Suspense)	070	F	3875	019	-2,579.11
Budget Clearing Account	070	F	3875	023	1,415,355.47
Budget Clearing Account (Suspense), Small Business Administration	073	F	3875	000	5,446,767.15
Budget Clearing Account (Suspense), Departmental Management	075	F	3875	001	-512,168,636.40
Budget Clearing Account (Suspense), Food and Drug Administration	075	F	3875	006	14,999,775.21
Budget Clearing Account (Suspense), Program Support Center (DPM)	075	F	3875	007	227,303,318.89
Budget Clearing Account (Suspense), National Institutes of Health	075	F	3875	008	-8,172,469.22
Budget Clearing Account (Suspense), Indian Health Services, Health and Human Services	075	F	3875	010	17,323,423.23
Budget Clearing Account (Suspense), Cash Control and Reconciliation Division	086	F	3875	000	-20,858.00
Budget Clearing Account (Suspense), Cash Control and Reconciliation Division	086	F	3875	001	-90,511.68
Budget Clearing Account (Suspense), Energy	089	F	3875	000	-1,186,541.18
Budget Clearing Account (Suspense), Education	091	F	3875	000	145,003,323.27
Budget Clearing Account (Suspense), Secretary of Defense	097	F	3875	000	1,525.81
Budget Clearing Account (Suspense), Defense	097	F	3875	001	-58,771,910.35
Unavailable Check Cancellations and Overpayments (Suspense), Peace Corps	011	F	3880	044	-0.04
Unavailable Check Cancellations and Overpayments (Suspense), National Oceanic and Atmospheric Administration, Commerce	013	F	3880	014	566,425.11
Unavailable Check Cancellations and Overpayments (Suspense), Economic Development Administration, Commerce	013	F	3880	020	1,328,759.33
Unavailable Check Cancellations and Overpayments (Suspense), Navy	017	F	3880	000	161,659.05
Unavailable Check Cancellations and Overpayments (Suspense), for CAPPs Only, Office of Finance, State	019	F	3880	003	-4,758.35
Unavailable Check Cancellations and Overpayments (Suspense), Charleston, SC	019	F	3880	069	124,757.98
Unavailable Check Cancellations and Overpayments (Suspense), Army	021	F	3880	000	266,814.21
Unavailable Check Cancellations and Overpayments (Suspense), Air Force	057	F	3880	000	374,517.80
Unavailable Check Cancellations and Overpayments (Suspense), Federal Aviation Administration	069	F	3880	013	-8,818.47
Unavailable Check Cancellations and Overpayments (Suspense), Secretary of Defense	097	F	3880	000	-1,920,153.01
Debt Collection Collections	020	F	3887	001	-35,675,287.95
Total, Receipt Clearing Accounts					1,075,485,014.14
Total, Proprietary Receipts from the Public					415,905,349,421.17
<b>Intrabudgetary Receipts Deducted by Agency</b>					
<b>Intrafund Transactions</b>					
<b>Intrafund Transactions</b>					
<b>Interest from the Federal Financing Bank:</b>					
Interest on Loans to Federal Financing Bank, Treasury	020		1418	000	1,752,777,256.04
<b>Interest on Government Capital in Enterprises:</b>					
Interest on Loans from the Presidio Trust	020		1338	000	2,418,661.44
Interest on Loans and Federal Investment, Bonneville Power Administration Fund, Energy	020		1351	000	156,485,962.29
Interest on Loans to Western Area Power Administration, Energy	020		1360	000	2,310,946.34
Interest on Loans for College Housing and Academic Facilities Loans, Education	020		1363	000	59,191.05
Interest on Loans to Commodity Credit Corporation	020		1401	000	164,598,496.71
Interest on Loans, Higher Education Facilities Loan Fund	091		1422	000	20,137.76
Interest on Advances to Colorado River Dam Fund, Boulder Canyon Project	014		1427	000	353,952.54
Interest on Loans to National Flood Insurance Fund, Federal Emergency Management Agency	020		1433	000	300,437,500.00
Total, Interest on Government Capital in Enterprises					626,684,848.13
<b>Interest Received by Retirement and Health Benefits Funds:</b>					
Earnings on Investments, Postal Service Contributions for Retiree Health, Office of Personnel Management	024	X	5391	002	908,993,875.90
Earnings on Investments, DOD Medicare-Eligible Retiree Health Care Fund	097	X	5472	002	26,194,055,714.27
Earnings on Investments, DC Federal Pension Fund	020	X	5511	002	70,212,773.27
Total, Interest Received by Retirement and Health Benefits Funds					27,173,262,363.44
Total, Intrafund Transactions					29,552,724,467.61
<b>General Fund Payments to Retirement and Health Benefits Funds</b>					
<b>DOD Retiree Health Care Fund:</b>					
Federal Contributions, DOD Medicare-Eligible Retiree Health Care Fund	097	X	5472	003	7,503,000,000.00
<b>Miscellaneous Federal Retirement Funds:</b>					
Federal Contribution, DC Federal Pension Fund	020	X	5511	001	539,512,000.00
<b>Payments to Railroad Retirement:</b>					
Receipts from Federal Old-Age and Survivors Insurance (OASI) Trust Fund, Social Security Equivalent Benefit Account, Railroad Retirement Board	060	X	8010	031	5,315,756,000.00
Receipts from Disability Insurance (DI) Trust Fund, Social Security Equivalent Benefit Account, Railroad Retirement Board	060	X	8010	032	155,579,000.00
Payment from the National Railroad Retirement Investment Trust, Rail Industry Pension Fund, Railroad Retirement Board	060	X	8011	016	1,964,000,000.00
Total, Payments to Railroad Retirement					7,435,335,000.00
<b>Other:</b>					
Interest on Advances to Small Business Administration	073		1428	000	251,245.72
Recoveries from Federal Agencies for Settlement of Claims for Contract Disputes	020		3101	000	238,571,666.20
Reimbursements from Federal Agencies for Payments Made as a Result of Discriminatory Conduct	020		3112	000	13,672,704.11
Collections of Receivables from Cancelled Accounts	001		3200	000	5,665.10
Collections of Receivables from Cancelled Accounts, Library of Congress	003		3200	000	4,999.98
Collections of Receivables from Cancelled Accounts, Government Accountability Office	005		3200	000	79,380.32
Collections of Receivables from Canceled Accounts, U.S. Courts, The Judiciary	010		3200	002	114,800.64

## Receipts by Source Categories

Classification	Account Symbol				Receipt Offset Against Outlays
	AID	A	MAIN	SUB	
<b>Intragovernmental Receipts Deducted by Agency - Continued</b>					
Collections of Receivables from Cancelled Accounts	011		3200	000	512,990.71
Collections of Receivables from Cancelled Accounts, Agriculture	012		3200	000	1,533,392.53
Collections of Receivables from Cancelled Accounts	013		3200	000	-1,992,678.00
Collections of Receivables from Cancelled Accounts, Interior	014		3200	000	1,610.19
Collections of Receivables from Cancelled Accounts	015		3200	000	62,386.27
Collections of Receivables from Canceled Accounts, FBI, Justice	015		3200	002	56,656.11
Collections of Receivables from Canceled Accounts, OJP, Justice	015		3200	004	3,779.78
Collections of Receivables from Canceled Accounts, BOP, Justice	015		3200	010	8,739.09
Collections of Receivables from Canceled Accounts, DEA, Justice	015		3200	011	86,262.75
Collections of Receivables from Cancelled Accounts, Labor	016		3200	000	12,822,166.22
Collections of Receivables from Cancelled Accounts	017		3200	000	57,094,441.76
Collections of Receivables from Cancelled Accounts, State	019		3200	000	7,288,357.51
Collections of Receivables from Canceled Accounts, Departmental Offices, Treasury	020		3200	001	378.20
Collections of Receivables from Canceled Accounts, Internal Revenue Service, Treasury	020		3200	009	405,970.44
Collections of Receivables from Canceled Accounts, Bureau of the Fiscal Service, Treasury	020		3200	012	258.56
Collections of Receivables from Canceled Accounts, Community Development Financial Institution, Treasury	020		3200	028	1,006,387.40
Collections of Receivables from Cancelled Accounts	021		3200	000	13,301,000.44
Collections of Receivables from Cancelled Accounts, Smithsonian Institution	023		3200	000	4,103.24
Collections of Receivables from Canceled Accounts, Veterans Affairs	036		3200	000	7,450,841.71
Collections of Receivables from Cancelled Accounts, Equal Employment Opportunity Commission	045		3200	000	8,190.61
Collections of Receivables from Cancelled Accounts	057		3200	000	56,271,270.01
Collections of Receivables from Cancelled Accounts, Environmental Protection Agency	068		3200	000	319,597.82
Collections of Receivables from Cancelled Accounts	069		3200	000	11,106,345.11
Collections of Receivables from Cancelled Accounts	070		3200	000	3,299,477.07
Collections of Receivables from Cancelled Accounts	072		3200	000	123,231.78
Collections of Receivables from Cancelled Accounts, Small Business Administration	073		3200	000	5,680.07
Collections of Receivables from Canceled Accounts, Office of the Secretary, Health and Human Services	075		3200	001	1,812,473.62
Collections of Receivables from Canceled Accounts, National Aeronautics and Space Administration	080		3200	000	1,278,149.35
Collections of Receivables from Cancelled Accounts, Housing and Urban Development	086		3200	000	4,585,716.05
Collections of Receivables from Cancelled Accounts, Energy	089		3200	000	1,158,523.98
Collections of Receivables from Cancelled Accounts	097		3200	000	4,756,356.24
Collections of Receivables from Cancelled Accounts, Commission on Civil Rights	326		3200	019	192.99
Collections of Receivables from Cancelled Accounts, U. S. Court of Appeals for Veterans Claims	345		3200	042	17,491.99
Collections of Receivables from Cancelled Accounts, National Endowment for the Arts	417		3200	001	5.13
Collections of Receivables from Canceled Accounts, Corporation for National and Community Service	485		3200	055	9,042.87
Earnings on Investments, Office of Surface Mining Reclamation and Enforcement	014	X	5015	009	98,245,488.81
Earnings on Investments, Federal Aid to 1975 Wildlife Restoration Fund	014	X	5029	002	25,894,325.94
Earnings on Investments, Assets Forfeiture Fund, Justice	015	X	5042	002	21,161,627.18
Earnings on Investments, Perishable Agricultural Commodities, Agricultural Marketing Service	012	X	5070	002	117,915.73
Earnings on Investments, United States Trustee System Fund, Justice	015	X	5073	002	229,024.68
Earnings on Investments, Oliver Wendell Holmes Devises Fund, Library of Congress	003	X	5075	002	9.08
Advances and Reimbursements, Judiciary Automation Fund, The Judiciary	010	X	5114	003	595,624,977.00
Payment from the General Fund, Cooperative Endangered Species Conservation Fund	014	X	5143	000	96,371,357.35
Earnings on Investments, International Center, Washington, D. C., State	019	X	5151	002	13,834.18
Interest on Investments, Panama Canal Commission Compensation Fund, Labor	016	X	5155	002	168,196.72
Interest on Principal, Utah Reclamation Mitigation and Conservation Account	014	X	5174	002	7,492,500.54
Proprietary Receipts, International Litigation Fund, State	019	X	5177	001	2,670,000.00
Federal Payments, International Litigation Fund, State	019	X	5177	002	3,603,000.00
Earnings on Investments, Defense Cooperation Account	097	X	5187	002	127,515.23
Earnings on Investments, Natural Resource Damage Assessment and Restoration Fund, U.S. Fish and Wildlife Service, Interior	014	X	5198	002	16,294,221.38
Earnings on Investments, Native American Institutions Endowment Fund	012	X	5205	002	4,462,822.81
Earnings on Investments, Nuclear Waste Disposal Fund, Energy	089	X	5227	002	1,745,226,966.35
Earnings on Investments, Energy	089	X	5231	002	6,086,554.23
General Fund Payment - Defense, Energy	089	X	5231	004	573,333,000.00
Earnings on Investment, Southern Nevada Public Land Management	014	X	5232	002	2,192,859.43
Earnings on Investments, Operation and Maintenance, Indian Irrigation Systems	014	X	5240	002	413,830.45
Earnings on Investment, Tribal Special Fund, Bureau of Trust Funds Administration, Interior	014	X	5265	002	386,606.86
Payments from Compensation and Pension, Medical CRE Collections Fund, Veterans Affairs	036	X	5287	008	1,950,348.00
Interest on Investments, Pesticide Registration Fund, Environmental Protection Agency	068	X	5374	002	62,932.68
Receipts, Acquisition Workforce Training Fund, General Services Administration	047		5381	001	13,745,562.20
Collections, Host Country Resident Contractors Separation Liability Fund, Peace Corps	011	X	5395	001	4,482,000.00
Interest Earned, Environmental Improvement and Restoration Fund, Office of Natural Resources Revenue, Interior	014	X	5425	002	34,765,458.10
Underpayment and Fraud Collection, Internal Revenue Service	020	X	5433	001	27,008,004.80
Federal Fee, Debt Collection Fund, Bureau of the Fiscal Service, Treasury	020	X	5445	004	31,468,878.36
Earnings on Investments, Lincoln County Land Act, Bureau of Land Management	014	X	5469	002	109,907.57
Employing Agency Contributions, Foreign Service National Defined Contributions Retirement Fund, State	019	X	5497	001	299,318,197.02
Interest on Investments, Foreign Service National Defined Contributions Retirement Fund, State	019	X	5497	002	685,434.32
Employee Contributions, Foreign Service National Defined Contributions Retirement Fund, State	019	X	5497	005	6,359,738.57
Earnings on Investments, Senate Preservation Fund, Library of Congress	000	X	5509	002	1,429.62
Interest Earnings on Investments in Treasury Securities, Federal Housing Finance Agency	537	X	5532	002	1,253,870.32
Interest, Child Enrollment Contingency Fund, Centers for Medicare and Medicaid Services, Health and Human Services	075	X	5551	002	93,523,813.10
Interest, Investor Protection Fund, Securities and Exchange Commission	050	X	5567	002	2,666,925.27
Earnings on Investments, Bureau of Consumer Financial Protection Fund	581	X	5577	002	1,625,842.66
Earnings on Investments, United States Victims of State Sponsored Terrorism Fund, General Legal Activities, Justice	015	X	5608	002	1,486,510.78
General Fund Payment, NIH Innovation, CURES Act	075		5628	001	496,000,000.00
General Fund Payment, FDA Innovation, CURES Act	075		5629	001	50,000,000.00
Earnings on Investments, Low-Hazard Indian Dam Safety Deferred Maintenance Fund	014		5638	002	121,894.68
Earnings on Investments, Indian Irrigation Fund, Bureau of Indian Affairs and Indian Education	014		5639	002	366,352.61
Earnings on Investments, Power Revenues, Indian Irrigation Projects	014	X	5648	002	204,796.79
Interest Earned on Investments, Blackfeet Water Settlement Implementation Fund, Bureau of Reclamation	014	X	5668	002	1,475,079.82
Earnings on Investments, Treasury Forfeiture Fund	020	X	5697	002	26,099,263.57
Earnings on Investments, National Flood Insurance Reserve Fund, Homeland Security	070	X	5701	002	13,282,527.53
Earnings on Investments, National Parks and Public Land Legacy Restoration Fund, Department-Wide Pro	014	X	5715	002	3,820,383.08
Receipts from Civil Service Retirement and Disability Fund, Suspense	019	X	8186	005	1,237,428.96
Total, Other					4,750,338,466.03
<b>Clearing Accounts:</b>					
Undistributed Intragovernmental Payrolls, Health and Human Services	075	F	3870	000	43,203,416.11
Undistributed Intragovernmental Payments, Library of Congress	003	F	3885	000	2,856.00
Undistributed Intragovernmental Payments, United States Courts, The Judiciary	010	F	3885	002	65,307,886.08

## Receipts by Source Categories

Classification	Account Symbol				Receipt Offset Against Outlays
	AID	A	MAIN	SUB	
<b>Intrabudgetary Receipts Deducted by Agency - Continued</b>					
Undistributed Intragovernmental Payments, Office of Administration, Executive Office of the President	011	F	3885	017	1,257,846.29
Undistributed Intergovernmental Payments, Office of the Secretary	012	F	3885	003	-148,337.05
Undistributed Intergovernmental Payments, Executive Operations, Agriculture	012	F	3885	004	2,344,911.43
Undistributed Intergovernmental Payments, Departmental Administration, Agriculture	012	F	3885	005	148,887.67
Undistributed Intragovernmental Payments, Office of Communications, Agriculture	012	F	3885	006	4,668.41
Undistributed Intergovernmental Payments, Office of Civil Rights, Agriculture	012	F	3885	007	-15,220.93
Undistributed Intragovernmental Payments, Office of Risk Management, Farm Service Agency, Agriculture	012	F	3885	008	28,292.65
Undistributed Intragovernmental Payments, Office of the Inspector General, Agriculture	012	F	3885	009	281,113.42
Undistributed Intragovernmental Payments, Natural Resources Conservation Service, Agriculture	012	F	3885	010	2,036,864.86
Undistributed Intragovernmental Payments, Forest Service, Agriculture	012	F	3885	011	368,004.81
Undistributed Intragovernmental Payments, Agricultural Research Service	012	F	3885	014	560,984.33
Undistributed Intragovernmental Payments, Cooperative State Research, Education and Extension Service	012	F	3885	015	113,861.35
Undistributed Intragovernmental Payments, Animal and Plant Health Inspection Service	012	F	3885	016	6,284.08
Undistributed Intragovernmental Payments, Economic Research Service	012	F	3885	017	-528,600.99
Undistributed Intragovernmental Payments, National Agricultural Statistics Service	012	F	3885	018	-6,927.38
Undistributed Intragovernmental Payments, Rural Development Administration	012	F	3885	020	106,697.01
Undistributed Intergovernmental Payments, Office of the General Counsel	012	F	3885	022	111,408.93
Undistributed Intragovernmental Payments, Agricultural Marketing Service	012	F	3885	025	-20.81
Undistributed Intragovernmental Payments, Farm Production and Conservation Programs	012	F	3885	026	-11,237.92
Undistributed Intragovernmental Payments, Foreign Agricultural Service	012	F	3885	029	174,266.68
Undistributed Intragovernmental Payments, Food and Nutrition Service	012	F	3885	035	-2,479,620.32
Undistributed Intragovernmental Payment, Commodity Credit Corporation	012	F	3885	036	-19,528.39
Undistributed Intergovernmental Payments, Food Safety and Inspection Service, Agriculture	012	F	3885	037	11,204.52
Undistributed Intragovernmental Payments, National Finance Center, Agriculture	012	F	3885	040	9,036,405.33
Undistributed Intragovernmental Payments, Farm Service Agency, Agriculture	012	F	3885	049	-604,972.00
Undistributed Intragovernmental Payments, National Institute of Standards and Technology	013	F	3885	001	5,196,178.36
Undistributed Intragovernmental Payments, Patent and Trademark Office, Commerce	013	F	3885	010	607,280.20
Undistributed Intragovernmental Payments, Bureau of Land Management	014	F	3885	011	-5,928,783.34
Undistributed Intragovernmental Payments, Legal Activities	015	F	3885	001	-274,310,643.27
Undistributed Intragovernmental Payments, Federal Bureau of Investigation	015	F	3885	002	35,217.29
Undistributed Intragovernmental Payments, Navy	017	F	3885	000	-921,186.97
Undistributed Intragovernmental Payments, Navy (OPAC-Difference)	017	F	3885	007	1,093,499.82
Undistributed Intergovernmental Payments, for CAPPs Only, Office of Finance, State	019	F	3885	003	81,883,831.63
Undistributed Intragovernmental Payments, Treasury	020	F	3885	001	4,926,081.89
Undistributed Intergovernmental Payments, Internal Revenue Service	020	F	3885	009	1.51
Undistributed Intergovernmental Payments, Internal Revenue Service	020	F	3885	011	-8,008,739.22
Undistributed Intragovernmental Payments, Army	021	F	3885	000	15,133.63
Undistributed Intragovernmental Payments, Army (OPAC-Difference)	021	F	3885	007	-290,050.97
Undistributed Intragovernmental Payments, Veterans Affairs	036	F	3885	000	57,547,077.97
Undistributed Intragovernmental Payments, General Services Administration	047	F	3885	000	-13,085.36
Undistributed Intragovernmental Payments, Air Force (OPAC-Difference)	057	F	3885	007	272,843,529.30
Undistributed Intragovernmental Payments, Environmental Protection Agency	068	F	3885	000	-912,017.25
Undistributed Intergovernmental Payments, Federal Aviation Administration	069	F	3885	013	435,881.05
Undistributed Intragovernmental Payments	070	F	3885	006	-230,041,146.08
Undistributed Intragovernmental Payments	070	F	3885	011	-4,439,307.96
Undistributed Intergovernmental Payment	070	F	3885	012	-463,863.06
Undistributed Intergovernmental Payments, Homeland Security	070	F	3885	021	-368,099.61
Undistributed Intragovernmental Payments	070	F	3885	023	5,757,688.73
Undistributed Intragovernmental Payments, Agency for International Development	072	F	3885	000	-1,709,774.15
Undistributed Intragovernmental Payments, Small Business Administration	073	F	3885	000	-652,993.21
Undistributed Intragovernmental Payments, Departmental Management	075	F	3885	001	-19,723,592.27
Undistributed Intragovernmental Payments, Food and Drug Administration	075	F	3885	006	-900,236.39
Undistributed Intragovernmental Payments, National Institutes of Health	075	F	3885	008	730,225.69
Undistributed Intragovernmental Payments, Indian Health Services, Health and Human Services	075	F	3885	010	1,597,435.68
Undistributed Intragovernmental Payments, Energy	089	F	3885	000	-39,357,577.56
Undistributed Intragovernmental Payments, Education	091	F	3885	000	-15,230,751.06
Undistributed Intragovernmental Payments, Corps of Engineers	096	F	3885	000	446,573.60
Undistributed Intragovernmental Payments, Defense (OPAC-Difference)	097	F	3885	007	-1,591,010.26
Total, Clearing Accounts					-50,455,827.47
Total, General Fund Payments to Retirement and Health Benefits Funds					20,177,729,638.56
Total, Intrafund Transactions					49,730,454,106.17

### Interfund Transactions

#### Contributions to Insurance Programs:

Federal Contributions, Federal Supplementary Medical Insurance Trust Fund	075	X	8004	001	342,299,044,175.78
Miscellaneous Federal Payments, Federal Supplementary Medical Insurance Trust Fund	075	X	8004	006	1,403,872.54
Federal Contributions for Administrative Costs, Medicare Prescription Drug Account, FSMI	075	X	8004	046	882,000,000.00
Federal Contributions for Benefits, Medicare Prescription Drug Account, FSMI	075	X	8004	047	91,769,576,428.41
Payments from the General Fund, Federal Hospital Insurance Trust Fund	075	X	8005	006	982,822,759.37
Federal Hospital Trust Fund, Transfer from General Fund (OAS) Taxes	075	X	8005	035	32,775,000,000.00
Payments from the General Fund for Health Care Fraud and Abuse Control Account, Fraud and Abuse Control Program, Federal Hospital Insurance Trust Fund	075	X	8005	044	152,924,358.00
Miscellaneous Federal Payments, Federal Old-Age and Survivors Insurance Trust Fund	028	X	8006	006	46,973,792,282.48
FOASI, General Fund Payments for Payroll Tax Holiday, SSA	028	X	8006	018	-74,395.64
Federal Payments for Pension Reform Administrative Expenses, Federal Old-Age and Survivors Insurance Trust Fund	028	X	8006	043	1,883,670.12
Miscellaneous Federal Payments, Federal Disability Insurance Trust Fund	028	X	8007	006	1,535,608,625.65
FDI, General Fund Payments for Payroll Tax Holiday, SSA	028	X	8007	018	-12,633.23
Advances from the General Fund for Financial Interchange Interest, Social Security Equivalent Benefit Account, Railroad Retirement Board	060	X	8010	004	5,900,000.00
General Fund Payment, Social Security Equivalent Benefit Account, Railroad Retirement Board	060	X	8010	011	153,922,750.60
Income Tax Credits, Social Security Equivalent Benefit Account, Railroad Retirement Board	060	X	8010	012	355,000,000.00
Federal Payments to Railroad Retirement Trust Funds, Railroad Retirement Account	060	X	8011	007	426,000,000.00
Federal Employees Compensation Account Deposits by Federal Agencies, Unemployment Trust Fund	016	X	8042	010	323,915,228.31
Payments from the General Fund for Extending Unemployment Compensation	016	X	8042	013	-209,174,818.94
Federal Contribution, Department of Defense Military Retirement Fund	097	X	8097	003	114,463,000,000.00
Employing Agency Contributions, Department of Defense, Education Benefits Fund	097	X	8098	001	53,667,459.00
Federal Payment to the Judicial Survivors Annuities Fund, The Judiciary	010	X	8110	004	30,400,000.00
Federal Payment to Judicial Officers Retirement Fund, The Judiciary	010	X	8122	004	196,351,000.00

## Receipts by Source Categories

Classification	Account Symbol				Receipt Offset Against Outlays
	AID	A	MAIN	SUB	

### Intrabudgetary Receipts Deducted by Agency - Continued

Federal Payment to Claims Court, Judges Retirement Fund, The Judiciary	010	X	8124	001	4,100,000.00
Payments from General and Special Funds, National Service Life Insurance Fund	036	X	8132	003	10,626.41
Federal Contribution, Civil Service Retirement and Disability Fund	024	X	8135	005	46,379,811,549.00
Receipts Transferred from Foreign Service Retirement and Disability Fund, Civil Service Retirement and Disability Fund	024	X	8135	006	500,000,000.00
Employing Agency Payments for Salaries of Reemployed Annuitants, (Suspense) Civil Service Retirement and Disability	024	X	8135	007	39,089,957.47
Employing Agency Contributions, Defense	097	X	8165	001	2,682,824.51
Federal Contribution, Foreign Service Retirement and Disability Fund	019	X	8186	008	500,400,000.00
Federal Payments to D.C. Judicial Retirement and Survivors Annuity Fund	020	X	8212	003	19,422,000.00
Foreign Service National Separation Liability Trust Fund, United States Agency for Global Media	514	X	8285	001	467,902.00
Employing Agency Contributions, Voluntary Separation Incentive Fund	097	X	8335	001	15,700,000.00
Foreign Service National Separation Liability Trust Fund, Library of Congress	003	X	8339	001	88,038.52
Foreign Service National Separation Liability Trust Fund, State	019	X	8340	001	34,999,171.49
Foreign National Employee Separation Liability Fund, Agency for International Development	072	X	8342	001	5,620,379.98
Total, Contributions to Insurance Programs					680,675,343,211.83

### Miscellaneous Payments:

General Fund Proprietary Interest, Not Otherwise Classified, Armed Forces Retirement Home	084		1435	000	332.90
Interest Payments on Advances to the Black Lung Disability Trust Fund	020		1495	000	105,277,487.93
Interest on Advances to the Railroad Retirement Account	020		1497	000	92,308,432.19
Interest on Loans or Advances to the Extended Unemployment Compensation Account, Bureau of the Fiscal Service, Treasury	020		1501	010	163,577,361.31
Interest on Loans or Advances to the Federal Unemployment Account, Bureau of the Fiscal Service, Treasury	020		1501	020	752,261,023.96
Charges for Services to Trust Funds	019		2414	000	5,660.00
Charges for Administrative Expenses of Social Security Act, as Amended	020		2416	000	901,433,069.72
Transfer from Civil Service Fund for Excess Postal Pension, Retiree Health Benefits, Office of Personnel Management	024	X	5391	004	488,106.20
Federal Hospital Insurance Trust Fund Transfers from the General Fund (Criminal Fines)	075	X	8005	046	8,551,074.90
Federal Hospital Insurance Trust Fund Transfers from the General Fund (Civil Monetary Penalties)	075	X	8005	047	23,911,905.68
Federal Hospital Insurance Trust Fund Transfers from the General Fund (Asset Forfeiture)	075	X	8005	048	138,948,410.63
Payments from Wool Research, Development and Promotion Trust Fund	012	X	8100	001	2,250,000.00
Payment from the General Fund, Highway Trust Fund (Mass Transit), Federal Highway Administration, Transportation	069	X	8102	013	28,000,000,000.00
Payment from the General Fund, Highway Trust Fund, Treasury	069	X	8102	034	90,000,000,000.00
Payment from the General Fund, Radiation Exposure Compensation Trust Fund, Justice	015	X	8116	001	70,000,000.00
Payment from the General Fund for Prepayment Premium, Black Lung Disability Trust Fund, Treasury	016	X	8144	007	-2,867.10
Interfund Transactions, Hazardous Substance Superfund	068	X	8145	005	4,675,799,066.66
Payment from the General Fund, Congressional Office for International Leadership	009	X	8148	003	6,000,000.00
Payment from Operating Expenses, National Service Trust Fund	485	X	8267	005	178,929,438.65
Payment to the John C. Stennis Center for Public Service Training and Development	009	X	8275	001	1,000,010.00
General Fund Payment, Harry S. Truman Scholarship Foundation	372	X	8296	003	2,500,000.00
Payment from the General Fund, Patient-Centered Outcomes Research Trust Fund	579	X	8299	003	293,500,000.00
General Fund Payment to the Armed Forces Retirement Home, Armed Forces Retirement Home Trust Fund, Armed Forces Retirement Home	084	X	8522	008	25,000,000.00
General Fund Payment, Trade Enforcement Trust Fund, Office of the U.S. Trade Representative, Executive Office of the President	011	X	8581	001	15,000,000.00
Payment From The General Fund, National Surface Transportation and Innovative Finance Bureau Highway Trust Fund Account, Upward Reestimates, Transportation	069	X	8634	001	206,245,999.52
Profits from Sale of Ships, Stores, Navy	017	X	8723	001	9,671,794.01
Total, Miscellaneous Payments					125,672,656,307.16
Total, Interfund Transactions					806,347,999,518.99
Total, Intrabudgetary Receipts Deducted by Agency					856,078,453,625.16

### Undistributed Offsetting Receipts

#### Employer Share, Employee Retirement

Non-DOD Employing Agency Contributions, DOD Medicare-Eligible Retiree Health Care Fund	097	X	5472	001	273,144,351.00
Department of Defense Contributions, DOD Retiree Health Care Fund	097	X	5472	005	9,335,519,000.00
Transfers from General Fund of Amounts Equal to Federal Employer Contributions for FICA Taxes, Federal Hospital Insurance Trust Fund	075	X	8005	012	4,462,000,000.00
Postal Service Employer Contributions, Federal Hospital Insurance Trust Fund	075	X	8005	013	627,000,000.00
Transfers from General Fund of Amounts Equal to Federal Employer Contributions for FICA Taxes, Federal Old-Age and Survivors Insurance Trust Fund	028	X	8006	012	17,806,000,000.00
Transfers from General Fund of Amounts Equal to Federal Employer Contributions for FICA Taxes, Federal Disability Insurance Trust	028	X	8007	012	3,023,000,000.00
Employing Agency Contributions, Department of Defense Military Retirement Fund	097	X	8097	001	26,009,198,945.06
Federal Contributions (Concurrent Receipt Accruals), Military Retirement Fund	097	X	8097	004	10,569,342,000.00
Employing Agency Contributions, Suspense, Civil Service Retirement and Disability Fund	024	X	8135	002	42,021,970,374.26
Employer's Contributions from Off-Budget Federal Agencies, Civil Service Retirement and Disability Fund	024	X	8135	022	4,597,025,968.55
Employing Agency Contributions, Foreign Service Retirement and Disability Fund, Suspense	019	X	8186	004	395,694,726.35
Employing Agency Contributions, United States Court of Appeals for Veterans Claims	345	X	8290	003	7,005,000.00
Total, Employer Share, Employee Retirement					119,126,900,365.22

### Interest Received by Trust Funds

Earnings on Investments, Federal Supplementary Medical Insurance Trust Fund	075	X	8004	002	3,121,724,468.92
Interest Paid to the Federal Hospital Insurance Trust Fund, Federal Supplementary Medical Insurance Trust Fund	075	X	8004	023	-1,407,818.00
Interest, Medicare Prescription Drug Account, FSMI	075	X	8004	037	113,456,887.26
Earnings on Investments, Federal Hospital Insurance Trust Fund	075	X	8005	002	3,077,577,139.95
Interest Payments by Railroad Retirement Board, Federal Hospital Insurance Trust Fund	075	X	8005	005	10,566,000.00
Interest Received from Federal Supplementary Medical Insurance Trust Fund, Federal Hospital Insurance Trust Fund	075	X	8005	023	1,407,818.00
Earnings on Investments, Federal Old-Age and Survivors Insurance Trust Fund	028	X	8006	002	65,080,129,357.46
Earnings on Investments, Federal Disability Insurance Trust Fund	028	X	8007	002	2,657,796,561.56
Earnings on Investments, Social Security Equivalent Benefit Account, Railroad Retirement Board	060	X	8010	001	24,472,364.47
Interest Transferred to Federal Hospital Insurance Trust Fund, Social Security Equivalent Benefit Account, Railroad Retirement Board	060	X	8010	018	-10,566,000.00
Earning on Investments, Railroad Retirement Account	060	X	8011	001	16,021,222.42
Earnings on Investments, Inspection and Grading of Farm Products	012	X	8015	002	533,757.40
Interest on Bequest of Gertrude M. Hubbard, Library of Congress	003	X	8022	002	800.00
Earnings on Investments, Japan-United States Friendship Commission Trust Fund	382	X	8025	002	1,664,289.50
Earnings on Investment, Tribal Trust Fund, Bureau of Trust Funds Administration, Interior	014	X	8030	002	4,002,646.86

## Receipts by Source Categories

Classification	Account Symbol				Receipt Offset Against Outlays
	AID	A	MAIN	SUB	
<b>Undistributed Offsetting Receipts - Continued</b>					
Earnings on Investment, Library of Congress Trust Fund	003	X	8031	002	140,075.70
Earnings on Investments, Library of Congress Trust Fund	003	X	8032	002	458,779.41
Earnings on Investments, Donations to National Park Service, National Park Service, Interior	014	X	8037	002	850,659.42
Earnings on Investments, Land Between the Lakes Trust Fund, Forest Service	012	X	8039	002	127,891.34
Earnings on Investments, Unemployment Trust Fund	016	X	8042	002	1,008,270,312.91
Earnings on Investments, Preservation, Birthplace of Abraham Lincoln	014	X	8052	002	3,442.50
Earnings on Investments, Department of Defense Military Retirement Fund	097	X	8097	002	84,276,305,769.75
Earnings on Investments, Department of Defense Education Benefits Fund	097	X	8098	002	51,693,203.85
Earnings on Investments, Highway Trust Fund	069	X	8102	002	977,927,535.73
Earnings on Investments, Airport and Airway Trust Fund	069	X	8103	002	172,747,592.91
Earnings on Investments, Judicial Survivors Annuities Fund, The Judiciary	010	X	8110	002	27,314,875.83
Earnings on Investments, Tax Court Judges Survivors Annuity Fund, United States Tax Court	023	X	8115	002	251,158.30
Earnings on Investments in Federal Securities, National Railroad Retirement Investment Trust	060	X	8118	002	6,004,135.40
Interest and Profits on Investments, Judicial Officers Annuities Fund, The Judiciary	010	X	8122	002	39,922,102.91
Interest on Investments, Claims Court Judges Retirement Fund, The Judiciary	010	X	8124	002	2,294,941.47
Earnings on Investments, National Archives Gift Fund	088	X	8127	002	57,747.29
Earnings on Investments, Relief and Rehabilitation, Longshoreman's and Harbor Workers' Compensation Act, as Amended, Labor	016	X	8130	002	425,929.21
Earnings on Investments, National Service Life Insurance Fund	036	X	8132	002	40,281,575.40
Earnings on Investments, Relief and Rehabilitation, Workmen's Compensation Act, within the District of Columbia, Labor	016	X	8134	002	21,176.88
Earnings on Investments, Civil Service Retirement and Disability Fund	024	X	8135	004	22,168,907,773.05
Interest Received by the Trust Fund from Federal Financing Bank Obligations, Civil Service Retirement Disability Fund	024	X	8135	025	157,243,640.00
Earnings on Investments, Hazardous Substance Superfund	068	X	8145	002	104,167,070.41
Earnings on Investments, Aquatic Resources Trust Fund	070	X	8147	003	21,466,517.04
Earnings on Investments, Russian Congressional Office for International Leadership	009	X	8148	002	114,058.73
Premium and Other Receipts, United States Government Life Insurance Fund	036	X	8150	001	-14.38
Earnings on Investments, United States Government Life Insurance Fund	036	X	8150	002	30,534.36
Earnings on Investments, Leaking Underground Storage Tank Trust Fund	068	X	8153	002	6,574,783.40
Earnings on Investments, National Security Education Trust Fund	097	X	8168	002	14,102.97
Earnings on Investments, Vaccine Injury Compensation Trust Fund	075	X	8175	002	75,399,943.23
Earnings on Investments, General Post Fund, National Homes	036	X	8180	002	1,771,155.08
Earnings on Investments Oil Spill Liability Trust Fund, Homeland Security	070	X	8185	002	100,299,880.37
Earnings on Investments, Foreign Service Retirement and Disability Fund	019	X	8186	002	456,141,854.75
Earnings on Investments, Lower Brule Sioux Tribe Terrestrial Wildlife Habitat Restoration Trust Fund, Bureau of the Fiscal Service, Treasury	020	X	8207	002	279,528.78
Earnings on Investments, Cheyenne River Sioux Tribe Terrestrial Wildlife Habitat Restoration Trust Fund, Bureau of the Fiscal Service, Treasury	020	X	8209	002	794,171.35
Interest on Investments	020	X	8212	002	3,906,537.37
Earnings on Investments, South Dakota Terrestrial Wildlife Habitat Restoration Trust Fund	096	X	8217	002	2,020,532.89
Earnings on Federal Investments, Public Safety Trust Fund, National Telecommunications and Information Administration	013	X	8233	002	31,595,851.86
Earnings on Investments, National Institutes of Health Unconditional Gift Fund, Health and Human Services	075	X	8248	002	50,151.22
Earnings on Investments, National Institutes of Health Conditional Gift Fund	075	X	8253	002	1,019.68
Earnings on Investments, Public Health Service Conditional Gift Fund	075	X	8254	002	19,066.39
Interest on Investments, Corporation for National Community Service	485	X	8267	002	1,455,009.48
Interest and Earnings on Investments, Israeli Arab Scholarship Program	019	X	8271	002	108,962.98
Interest on Investments, John C. Stennis Center for Public Service Training and Development	009	X	8275	002	236,521.98
Earnings on Investments, Eisenhower Exchange Fellowship Program Trust Fund	570	X	8276	002	44,774.85
Interest on Investments, Barry Goldwater Scholarship and Excellence in Education Foundation	313	X	8281	002	1,271,935.69
Earnings on Investments, James Madison Memorial Fellowship Trust Fund	381	X	8282	002	2,154,465.88
Earnings on Investments, United States Court of Appeals for Veterans Claims	345	X	8290	002	995,309.15
Earnings on Investments, Harry S. Truman Scholarship Foundation	372	X	8296	002	358,520.97
Earnings on Investments, Patient-Centered Outcomes Research Trust Fund	579	X	8299	002	362,948.67
Interest on Investments, U.S. Capitol Preservation Commission	009	X	8300	002	21,837.16
Earnings on Investments, Voluntary Separation Incentive Fund	097	X	8335	002	2,116,169.84
Earnings on Investments, Host Nation Support for U.S. Relocation Activities	097	X	8337	002	922,299.60
Earnings on Investments, Support for U.S. Relocation to Guam Activities, Defense	097	X	8358	002	45,561,911.56
Earnings and Investments, Office of the Secretary Gift Fund	075	X	8514	002	3,047,314.00
Interest on Investments, Armed Forces Retirement Home Trust Fund, Armed Forces Retirement Home	084	X	8522	002	775,960.53
Earnings on Investments, General Gift Fund, USCG, Homeland Security	070	X	8533	002	1,428.44
Interest on Investments, Endeavor Teacher Fellowship Trust	080	X	8550	002	1,366.52
Interest on Investments, Morris K. Udall and Stewart L. Udall Foundation	487	X	8615	002	1,516,998.24
Earnings on Investments, Gulf Coast Restoration Trust Fund, Bureau of the Fiscal Service, Treasury	020	X	8625	002	3,476,615.40
Earnings on Investments, Department of the Navy General Gift Fund	017	X	8716	002	93.33
Earnings on Investments, United States Naval Academy General Gift Fund	017	X	8733	002	54,209.63
Earnings on Investments, Gifts and Bequests, Treasury	020	X	8790	002	7,853.47
Earnings on Investments, Center for Middle Eastern-Western Dialogue Trust Fund, State	019	X	8813	002	209,766.66
Earnings on Investments, Conditional Gift Fund, General, State	019	X	8822	002	538,156.76
Earnings on Investments, Inland Waterways Trust Fund	096	X	8861	002	1,901,866.79
Earnings on Investments, Harbor Maintenance Trust Fund	096	X	8863	002	66,252,313.49
Earnings on Investments, Patients' Benefit Fund, National Institutes of Health	075	X	8888	002	714.39
Earnings on Investments, Patients' Benefit Fund, Public Health Service Hospitals, Health Resources and Services Administration	075	X	8889	002	105.00
Earnings on Investments, Department of the Army General Gift Fund	021	X	8927	002	4,912.16
Earnings on Investments, Department of the Air Force General Gift Fund	057	X	8928	002	4.87
Earnings and Investments, Science, Space and Technology Education Trust Fund	080	X	8978	002	9,422.99
Gifts and Donations, National Aeronautics and Space Administration	080	X	8980	001	2,186,400.43
Total, Interest Received by Trust Funds					183,968,872,731.47
<b>Rents and Royalties on the Outer Continental Shelf</b>					
Rent and Bonuses on Outer Continental Shelf Lands, Interior	014		1820	000	3,650,358,818.31
Royalties on Outer Continental Shelf Lands, Interior	014		2020	000	5,940,915,745.96
Arctic National Wildlife Refuge (ANWR) Oil and Gas Leasing Revenues, Federal Share, Interior	014		2025	000	1,325,858.50
Budget Clearing Account (Suspense), Mineral Leasing Rights	014	F	3875	017	695,454,040.87
Land and Water Conservation Fund, Surplus Property Sales, National Park Service	014		5005	002	146,000.00
Land and Water Conservation Fund, Rent Receipts, Outer Continental Shelf Lands, National Park Service	014		5005	007	891,717,568.16
Outer Continental Shelf Rents and Bonuses, LWCF Share from Certain Leases, National Park Service	014		5005	009	1,897,000.00
Outer Continental Shelf Royalties, LWCF Share from Certain Leases, National Park Service	014		5005	010	123,103,000.00
Historic Preservation Fund, Receipts, Outer Continental Shelf Lands	014		5140	000	150,000,000.00
Arctic National Wildlife Refuge, Rent, Royalties, and Bonuses, (Alaska Share), Office of Natural Resources Revenue, Interior	014	X	5488	001	1,828,775.00
Outer Continental Shelf Rents and Bonuses, State Share from Certain Gulf of Mexico Leases, Office of Natural Resources	014	X	5535	001	18,750,692.26

## Receipts by Source Categories

Classification	Account Symbol				Receipt Offset Against Outlays
	AID	A	MAIN	SUB	
<b>Undistributed Offsetting Receipts - Continued</b>					
<b>Revenue, Interior</b>					
Outer Continental Shelf Royalties, Office of Natural Resources Revenue, Interior	014	X	5535	002	355,376,556.26
Total, Rents and Royalties on the Outer Continental Shelf					11,830,874,055.32
<b>Other</b>					
Spectrum Relocation Activities, Executive Office of the President	011	X	5512	001	22,418,284,235.80
<b>Spectrum Auction Proceeds</b>					
Auction Receipts, Federal Communications Commission	027		2474	000	81,088,976,068.00
Total, Undistributed Offsetting Receipts					418,433,907,455.81
<b>Offsetting Governmental Receipts</b>					
<b>Regulatory Fees</b>					
Registration, Filing, and Permit Fees, Pipeline and Hazardous Materials Administration, Transportation	069		0855	000	584,725.00
Fees and Recoveries, Federal Energy Regulatory Commissions, Energy	089		0894	000	5,280,358.53
Passenger Security Fees Returned to the General Fund, Transportation Security Administration, Homeland Security	070		0900	000	1,480,000,000.00
Marine Safety User Fees U.S. Coast Guard	070		2421	000	8,129,978.34
Fees for Bankruptcy Oversight, United States Trustee System Fund, Justice	015	X	5073	001	195,530,467.84
Immigration User Fees, Homeland Security	070		5087	003	686,111,170.17
Immigration Examinations Fee Account, Homeland Security	070	X	5088	001	4,834,836,660.14
Land Border Inspection Fees, Homeland Security	070	X	5089	001	61,565,797.56
H-1B Nonimmigrant Petitioner Account, Homeland Security	070		5106	001	474,850,250.00
Breached Bond Penalties Greater Than \$8m, Breached Bond Detention Fund, Border and Transportation Security, Homeland Security	070	X	5126	001	15,851,666.26
Diversion Control Fee Account	015	X	5131	001	574,220,404.02
Pipeline Safety User Fees, Research and Special Programs Administration	069		5172	000	147,082,646.36
Underground Natural Gas Storage Facility Safety	069		5172	004	7,969,255.29
Nuclear Facilities Fees Fund, Nuclear Regulatory Commission	031	X	5280	001	739,074,261.37
Environmental Services, Environmental Protection Agency	068		5295	000	26,472,325.40
Student and Exchange Visitor Fee, Border and Transportation Security, Homeland Security	070	X	5378	001	239,905,312.91
Fees, Aviation Security Capital Fund, Transportation Security Administration, Homeland Security	070	X	5385	001	250,000,000.00
Fines and Penalties, Immigration Enforcement Account, U.S. Customs and Border Protection, Homeland Security	070	X	5451	001	384,740.75
Detention and Removal Operations Fees, U.S. Immigration and Customs Enforcement, Homeland Security	070	X	5542	001	238,296.00
International Registered Traveler Program Fund, U.S. Customs and Border Protection, Homeland Security	070	X	5543	001	303,708,359.13
Customs Conveyance, Passenger, and Other Fees, USCS, Homeland Security	070	X	5695	020	702,992,743.96
Customs Merchandise Processing Fee, USCS, Homeland Security	070		5695	030	3,467,591,434.89
Mobile Home Inspection and Monitoring Fees, Manufactured Housing Fees Trust Fund, Housing and Urban Development	086		8119	001	18,228,000.00
Total, Regulatory Fees					14,240,608,853.92
<b>Other</b>					
Tonnage Duty Fees	020		0311	000	31,370,539.10
Restoration, Rocky Mountain Arsenal, Army	021	X	5098	001	1,703,423.10
Diversion Control Fee, OGV Proceeds, DEA, Justice	015	X	5131	004	657,544.12
Defense Cooperation Account	097	X	5187	001	30.00
H-1B and L Fraud Prevention and Detection Account	070		5389	001	180,534,977.72
Fisheries Enforcement Asset Forfeiture Fund Deposits, National Oceanic and Atmospheric Administration, Commerce	013	X	5583	001	2,363,438.78
Sanctuaries Enforcement Asset Forfeiture Fund Deposits, National Oceanic and Atmospheric Administration, Commerce	013	X	5584	001	441,384.12
Earnings on Investment, High-Hazard Indian Dam Safety Deferred Maintenance Fund	014		5637	002	285,613.28
Temporary L-1 Visa Fees, 9-11 Response and Biometric Exit Account, USCBP, Homeland Security	070	X	5702	001	4,171,500.00
Temporary H-1B Visa Fees, 9-11 Response and Biometric Exit Account, USCBP, Homeland Security	070	X	5702	003	21,832,000.00
Payment from Commodity Credit Corporation, Emergency Citrus Disease Research and Development Trust	012	X	8559	001	25,000,000.00
Total, Other					268,360,450.22
Total, Offsetting Governmental Receipts					14,508,969,304.14
Total, Receipts by Source Categories					6,601,045,630,431.28

# **Part Three**

---

**Detail of Appropriations, Outlays, and Balances**

Appropriations, Outlays, and Balances - Continued

Appropriation or Fund Account  Title	Account Symbol				Balances, Beginning of Fiscal Year	Appropriations and Other Obligational Authority <sup>1</sup>	Transfers Borrowings and Investment (Net) <sup>2</sup>	Outlays (Net)	Balances Withdrawn and Other Transactions <sup>3</sup>	Balances, End of Fiscal Year	
	Period of Availability	ATA	AID	MAIN							SUB
<p><b>Legislative Branch</b></p> <p><b>Senate</b></p> <p><b>General Fund Accounts</b></p>											
<p>Compensation of Members and Related Administrative Expenses, Senate Fund Resources:</p>											
Undisbursed Funds	2022		000	0100	000	-----	24,949,150.00	-----	22,130,212.07	-----	2,818,937.93
	2021					3,018,671.44	-----	-----	2,007,883.05	-----	1,010,788.39
	2020					1,204,930.40	-----	-----	-----	1,204,930.40	-----
	Subtotal		000	0100	000	4,223,601.84	24,949,150.00	-----	24,138,095.12	1,204,930.40	3,829,726.32
<p>Expense Allowances of the Vice President, the President Pro Tempore, Majority and Minority Leaders, Majority and Minority Whips, and Chairmen of the Majority and Minority Conference Committees, Senate Fund Resources:</p>											
Undisbursed Funds	2022		000	0107	000	-----	195,000.00	-----	64,502.78	-----	130,497.22
	2021					147,685.63	-----	-----	36,245.93	-----	111,439.70
	2020					104,222.53	-----	-----	-----	104,222.53	-----
	Subtotal		000	0107	000	251,908.16	195,000.00	-----	100,748.71	104,222.53	241,936.92
<p>Representation Allowances for the Majority and Minority Leaders, Senate Fund Resources:</p>											
Undisbursed Funds	2022		000	0108	000	-----	30,000.00	-----	-----	-----	30,000.00
	2021					14,070.00	-----	-----	-----	-----	14,070.00
	2020					26,140.00	-----	-----	-----	26,140.00	-----
	Subtotal		000	0108	000	40,210.00	30,000.00	-----	-----	26,140.00	44,070.00
<p>Salaries, Officers and Employees, Senate Fund Resources:</p>											
Undisbursed Funds	2021-2023		000	0110	000	-----	-----	41,000.00	41,000.00	-----	-----
	2022					-----	231,917,000.00	-----	202,568,961.49	-----	29,348,038.51
	2020-2022					-----	-----	10,000.00	10,000.00	-----	-----
	2021					27,486,723.22	-----	-----	18,622,146.19	-----	8,864,577.03
	2020					7,745,257.57	-----	-----	563,342.89	7,181,914.68	-----
	No Year					-----	-----	-----	-28.38	-----	28.38
	Subtotal		000	0110	000	35,231,980.79	231,917,000.00	51,000.00	221,805,422.19	7,181,914.68	38,212,643.92
<p>Contingent Expenses, Miscellaneous Items, Senate Fund Resources:</p>											
Undisbursed Funds	2022-2024		000	0123	000	-----	23,021,500.00	-----	12,920,590.21	-----	10,100,909.79
	2021-2023					9,626,512.87	-----	-41,000.00	1,165,582.55	-----	8,419,930.32
	2022					-----	287,000.00	-----	170,010.70	-----	116,989.30
	2020-2022					6,195,567.18	-----	-10,000.00	1,590,230.90	-----	4,595,336.28
	2021					315,820.59	-----	-----	237,049.67	-----	78,770.92
	2019-2021					3,020,324.99	-----	-----	65,753.44	-----	2,954,571.55
	2020					86,202.27	-----	-----	498.33	85,703.94	-----

Footnotes at End of Chapter



## Appropriations, Outlays, and Balances - Continued

Appropriation or Fund Account  Title	Account Symbol				Balances, Beginning of Fiscal Year	Appropriations and Other Obligational Authority <sup>1</sup>	Transfers Borrowings and Investment (Net) <sup>2</sup>	Outlays (Net)	Balances Withdrawn and Other Transactions <sup>3</sup>	Balances, End of Fiscal Year
	Period of Availability	ATA	AID	MAIN						
	2018-2020				4,140,554.57	-----	-----	7,871.06	4,132,683.51	-----
	No Year				37,299,358.68	-----	-----	2,011,534.63	-----	35,287,824.05
	Subtotal		000	0123	60,684,341.15	23,308,500.00	-51,000.00	18,169,121.49	4,218,387.45	61,554,332.21
Contingent Expenses, Secretary of the Senate, Senate Fund Resources:										
Undisbursed Funds	2022-2026		000	0126	-----	8,936,000.00	-----	4,764,354.71	-----	4,171,645.29
	2021-2025				3,251,544.22	-----	-----	2,653,191.21	-----	598,353.01
	2020-2024				4,721,204.97	-----	-----	1,435,118.96	-----	3,286,086.01
	2019-2023				78,588.36	-----	-----	23,619.03	-----	54,969.33
	2018-2022				4,963.14	-----	-----	521.96	-----	4,441.18
	2017-2021				1.10	-----	-----	-----	-----	1.10
	2016-2020				0.34	-----	-----	-----	0.34	-----
	No Year				7,246,645.27	14,100,000.00	-----	4,023,368.56	-----	17,323,276.71
	Subtotal		000	0126	15,302,947.40	23,036,000.00	-----	12,900,174.43	0.34	25,438,772.63
Contingent Expenses, Sergeant at Arms and Doorkeeper of the Senate, Senate Fund Resources:										
Undisbursed Funds	2022-2026		000	0127	-----	147,820,874.00	-----	61,272,292.21	-----	86,548,581.79
	2021-2026				7,832,856.00	-----	-----	6,056,149.91	-----	1,776,706.09
	2021-2025				66,424,431.35	-----	-----	32,236,164.20	-----	34,188,267.15
	2020-2024				42,135,010.35	-----	-----	17,477,396.93	-----	24,657,613.42
	2019-2023				23,212,462.82	-----	-----	9,585,996.45	-----	13,626,466.37
	2022				-----	7,200,000.00	-----	-----	-----	7,200,000.00
	2018-2022				10,778,219.73	-----	-----	5,884,415.25	-----	4,893,804.48
	2021				1,250,000.00	-----	-----	-----	-----	1,250,000.00
	2017-2021				3,592,934.08	-----	-----	2,839,164.96	-----	753,769.12
	2020				502,500.70	-----	-----	502,500.00	0.70	-----
	2016-2020				1,030,293.07	-----	-----	1,003,556.55	26,736.52	-----
	No Year				4,740,497.78	4,000,000.00	-----	-----	-----	8,740,497.78
	Subtotal		000	0127	161,499,205.88	159,020,874.00	-----	136,857,636.46	26,737.22	183,635,706.20
Contingent Expenses of the Senate, Inquiries and Investigations, Senate Fund Resources:										
Undisbursed Funds	2022-2024		000	0128	-----	13,660,000.00	-----	-----	-----	13,660,000.00
	2021-2023				13,350,000.00	-----	-----	7,000,000.00	-----	6,350,000.00
	2022				-----	122,940,000.00	-----	106,648,040.01	-----	16,291,959.99
	2020-2022				26,650,000.00	-----	-----	26,250,000.00	-----	400,000.00
	2021				18,473,380.03	-----	-----	14,903,139.75	-----	3,570,240.28
	2019-2021				5,650,000.00	-----	-----	-----	-----	5,650,000.00
	2020				2,729,675.88	-----	-----	305,385.62	2,424,290.26	-----
	2018-2020				650,000.00	-----	-----	-----	650,000.00	-----

Footnotes at End of Chapter

Appropriations, Outlays, and Balances - Continued

Appropriation or Fund Account  Title	Account Symbol				Balances, Beginning of Fiscal Year	Appropriations and Other Obligational Authority <sup>1</sup>	Transfers Borrowings and Investment (Net) <sup>2</sup>	Outlays (Net)	Balances Withdrawn and Other Transactions <sup>3</sup>	Balances, End of Fiscal Year
	Period of Availability	ATA	AID	MAIN SUB						
Subtotal		000	0128	000	67,503,055.91	136,600,000.00	-----	155,106,565.38	3,074,290.26	45,922,200.27
Contingent Expenses, United States Senate Caucus on International Narcotics Control, Senate Fund Resources:										
Undisbursed Funds	2022	000	0129	000	-----	530,000.00	-----	319,075.17	-----	210,924.83
	2021				221,982.27	-----	-----	53,418.72	-----	168,563.55
	2020				172,143.62	-----	-----	-----	172,143.62	-----
Subtotal		000	0129	000	394,125.89	530,000.00	-----	372,493.89	172,143.62	379,488.38
Contingent Expenses, Senator's Official Personnel and Office Expense Account, Senate Fund Resources:										
Undisbursed Funds	2022-2024	000	0130	000	-----	20,128,950.00	-----	10,000,000.00	-----	10,128,950.00
	2021-2023				20,128,950.00	-----	-----	19,500,000.00	-----	628,950.00
	2022				-----	466,145,250.00	-----	414,950,335.98	-----	51,194,914.02
	2020-2022				3,128,950.00	-----	-----	2,870,000.00	-----	258,950.00
	2021				47,195,436.61	-----	-----	46,524,362.34	-----	671,074.27
	2019-2021				228,950.00	-----	-----	200,000.00	-----	28,950.00
	2020				17,672.81	-----	-----	14,538.33	3,134.48	-----
	2018-2020				8,950.00	-----	-----	-----	8,950.00	-----
Subtotal		000	0130	000	70,708,909.42	486,274,200.00	-----	494,059,236.65	12,084.48	62,911,788.29
Official Mail Costs, Senate Fund Resources:										
Undisbursed Funds	2022	000	0132	000	-----	300,000.00	-----	142,289.44	-----	157,710.56
	2021				190,105.14	-----	-----	12,089.41	-----	178,015.73
	2020				182,714.92	-----	-----	-----	182,714.92	-----
Subtotal		000	0132	000	372,820.06	300,000.00	-----	154,378.85	182,714.92	335,726.29
Contingent Expenses, Stationery, Revolving Fund, Senate Fund Resources:										
Undisbursed Funds	No Year	000	0140	000	2,755,920.99	-----	-----	113,414.68	-----	2,642,506.31
Salaries and Expenses, Office of Senate Legal Counsel, Senate Fund Resources:										
Undisbursed Funds	2022	000	0171	000	-----	1,299,000.00	-----	943,686.82	-----	355,313.18
	2021				315,931.83	-----	-----	76,956.12	-----	238,975.71
	2020				282,998.31	-----	-----	411.61	282,586.70	-----
Subtotal		000	0171	000	598,930.14	1,299,000.00	-----	1,021,054.55	282,586.70	594,288.89
Expense Allowance for the Secretary of the Senate, Sergeant at Arms and Doorkeeper of the Senate and Secretaries for the Majority and for the Minority of the Senate, Senate Fund Resources:										
Undisbursed Funds	2020-2024	000	0172	000	0.39	-----	-----	-----	-----	0.39
	2022				-----	30,000.00	-----	19,292.56	-----	10,707.44
	2021				13,074.63	-----	-----	2,037.57	-----	11,037.06

Footnotes at End of Chapter

## Appropriations, Outlays, and Balances - Continued

Appropriation or Fund Account  Title	Account Symbol				Balances, Beginning of Fiscal Year	Appropriations and Other Obligational Authority <sup>1</sup>	Transfers Borrowings and Investment (Net) <sup>2</sup>	Outlays (Net)	Balances Withdrawn and Other Transactions <sup>3</sup>	Balances, End of Fiscal Year
	Period of Availability	ATA	AID	MAIN						
	2020				9,750.17	-----	-----	-----	9,750.17	-----
	Subtotal		000	0172	000	22,825.19	30,000.00	21,330.13	9,750.17	21,744.89
Sergeant at Arms Business Continuity and Disaster Recovery Fund, Senate Fund Resources:										
Undisbursed Funds	No Year		000	0175	000	-----	25,000,000.00	-----	-----	25,000,000.00
Salaries and Expenses, Office of the Legislative Counsel of the Senate, Senate Fund Resources:										
Undisbursed Funds	2022		000	0185	000	-----	7,353,000.00	-----	-----	1,026,056.05
	2021					826,493.58	-----	579,644.52	-----	246,849.06
	2020					211,720.62	-----	-----	211,720.62	-----
	Subtotal		000	0185	000	1,038,214.20	7,353,000.00	6,906,588.47	211,720.62	1,272,905.11
Congressional Use of Foreign Currency, Senate Fund Resources:										
Undisbursed Funds	No Year		000	0188	001	17,828,030.39	-----	8,011,240.63	-----	9,816,789.76
<b>Public Enterprise Funds</b>										
Senate Restaurant Fund, Senate Fund Resources:										
Undisbursed Funds	No Year		000	4022	000	3,319,447.84	-----	-1,342,403.15	-----	4,661,850.99
Contingent Expenses, Senate Computer Center Revolving Fund, Senate Fund Resources:										
Undisbursed Funds	No Year		000	4046	000	10,000.00	-----	-----	-----	10,000.00
Senate Health Promotion, Revolving Fund, Senate Fund Resources:										
Undisbursed Funds	No Year		000	4051	000	4,775.40	-----	-----	-----	4,775.40
Senate Office of Public Records, Revolving Fund, Senate Fund Resources:										
Undisbursed Funds	No Year		000	4052	000	283,507.18	-----	-139.70	-----	283,646.88
Senate Gift Shop Revolving Fund, Senate Fund Resources:										
Undisbursed Funds	No Year		000	4062	000	6,374,066.96	-----	-337,252.05	-----	6,711,319.01
Senate Photographic Studio Revolving Fund, Senate Fund Resources:										
Undisbursed Funds	No Year		000	4086	000	1,028,812.96	-----	-9,140.42	-----	1,037,953.38
Senate Recording Studio Revolving Fund, Senate Fund Resources:										
Undisbursed Funds	No Year		000	4087	000	2,054,175.33	-----	342,877.42	-----	1,711,297.91
Daniel Webster Senate Page Resident Revolving Fund, Senate Fund Resources:										
Undisbursed Funds	No Year		000	4101	000	639,845.44	-----	-27,091.47	-----	666,936.91

Footnotes at End of Chapter

Appropriations, Outlays, and Balances - Continued

Appropriation or Fund Account  Title	Account Symbol				Balances, Beginning of Fiscal Year	Appropriations and Other Obligational Authority <sup>1</sup>	Transfers Borrowings and Investment (Net) <sup>2</sup>	Outlays (Net)	Balances Withdrawn and Other Transactions <sup>3</sup>	Balances, End of Fiscal Year	
	Period of Availability	ATA	AID	MAIN							SUB
Senate Hair Care Revolving Fund, Senate Fund Resources: Undisbursed Funds	No Year		000	4326	000	160,286.19	-----	-----	14,330.95	-----	145,955.24
Total, Senate						452,331,944.71	1,119,842,724.00	-----	1,078,378,683.21	16,707,623.39	477,088,362.11
<b>House of Representatives</b>											
<b>General Fund Accounts</b>											
Compensation of Members and Related Administrative Expenses, House of Representatives Fund Resources: Undisbursed Funds	2022		000	0200	000	-----	107,834,700.00	-----	95,608,629.91	-----	12,226,070.09
	2021					10,946,210.97	-----	-----	8,085,276.91	-----	2,860,934.06
	2020					-75.06	-----	-----	-----	-----	<sup>4</sup> -75.06
	Subtotal		000	0200	000	10,946,135.91	107,834,700.00	-----	103,693,906.82	-----	15,086,929.09
Payment to Widows and Heirs of Deceased Members of Congress, House of Representatives Fund Resources: Undisbursed Funds	No Year		000	0215	000	-----	348,000.00	-----	<sup>5</sup> 348,000.00	-----	-----
Salaries and Expenses, House of Representatives Fund Resources: Undisbursed Funds	2022-2023		000	0400	000	-----	607,830,902.76	-----	483,774,125.16	-----	124,056,777.60
	2021-2023					3,536,649.34	-----	2,407,199.00	5,464,721.64	-----	479,126.70
	2022					-----	982,936,041.91	-----	888,796,516.61	-----	94,139,525.30
	2021-2022					95,384,212.78	-----	-300,000.00	82,486,906.50	-----	12,597,306.28
	2021					65,954,043.81	-----	-2,407,199.00	53,266,634.59	-----	10,280,210.22
	2020-2021					9,333,411.02	-----	-579,058.16	395,770.59	-----	8,358,582.27
	2019-2021					104,229.79	-----	-----	16,607.50	-----	87,622.29
	2020					15,661,680.04	-----	579,058.16	6,018,816.85	5,758,419.75	4,463,501.60
	2019-2020					1,360,767.92	-----	-1,371,967.24	-11,199.32	-----	-----
	2019					5,763,803.07	-----	-5,763,803.07	-----	-----	-----
	No Year					96,801,706.51	124,229,100.33	7,135,770.31	41,425,443.20	-----	186,741,133.95
	Subtotal		000	0400	000	293,900,504.28	1,714,996,045.00	-300,000.00	1,561,634,343.32	5,758,419.75	441,203,786.21
Contingent Expenses, Stationery, Revolving Fund, House of Representatives Fund Resources: Undisbursed Funds	No Year		000	0440	000	3,024,901.23	-----	-----	12,703.60	-----	3,012,197.63
Congressional Use of Foreign Currency, House of Representatives Fund Resources: Undisbursed Funds	No Year		000	0488	001	11,396,026.59	-----	-----	6,765,580.71	-----	4,630,445.88
<b>Public Enterprise Funds</b>											

Footnotes at End of Chapter

## Appropriations, Outlays, and Balances - Continued

Appropriation or Fund Account  Title	Account Symbol				Balances, Beginning of Fiscal Year	Appropriations and Other Obligational Authority <sup>1</sup>	Transfers Borrowings and Investment (Net) <sup>2</sup>	Outlays (Net)	Balances Withdrawn and Other Transactions <sup>3</sup>	Balances, End of Fiscal Year	
	Period of Availability	ATA	AID	MAIN							SUB
Contingent Expenses, House Recording Studio, Revolving Fund, House of Representatives Fund Resources: Undisbursed Funds	No Year		000	4004	000	2,079,098.40	-----	-----	-209,662.93	-----	2,288,761.33
Contingent Expenses, Page Residence Hall and Meal Plan, House of Representatives Fund Resources: Undisbursed Funds	No Year		000	4011	000	0.64	-----	-----	-----	-----	0.64
House Services Revolving Fund, House of Representatives Fund Resources: Undisbursed Funds	No Year		000	4199	000	3,551,873.67	-----	-----	-261,945.23	-----	3,813,818.90
House Child Care Center Revolving Fund, House of Representatives Fund Resources: Undisbursed Funds	No Year		000	4436	000	3,645,308.95	-----	300,000.00	471,387.81	-----	3,473,921.14
<b>Intragovernmental Funds</b>											
Net Expenses of Equipment Revolving Fund, House of Representatives Fund Resources: Undisbursed Funds	No Year		000	4509	000	3,091,563.62	-----	-----	295,663.67	-----	2,795,899.95
Net Expenses of Telecommunications Revolving Fund, House of Representatives Fund Resources: Undisbursed Funds	No Year		000	4515	000	4,974,695.10	-----	-----	-587,211.59	-----	5,561,906.69
<b>Total, House of Representatives</b>						336,610,108.39	1,823,178,745.00	0.00	1,672,162,766.18	5,758,419.75	481,867,667.46
<b>Joint Items</b>											
<b>General Fund Accounts</b>											
Salaries and Contingent Expenses, Joint Economic Committee, Senate Fund Resources: Undisbursed Funds	2022		000	0181	000	-----	4,283,000.00	-----	3,300,372.19	-----	982,627.81
	2021					1,097,115.92	-----	-----	370,162.95	-----	726,952.97
	2020					405,261.74	-----	-----	640.00	404,621.74	-----
	Subtotal		000	0181	000	1,502,377.66	4,283,000.00	-----	3,671,175.14	404,621.74	1,709,580.78
Joint Congressional Committee on Inaugural Ceremonies of 2021, Senate Fund Resources: Undisbursed Funds	2020-2021		000	0186	000	375,179.32	-----	-----	55,483.22	-----	319,696.10
Office of Congressional Accessibility Services, Senate Fund Resources: Undisbursed Funds	2022		000	0190	000	-----	1,606,000.00	-----	1,250,406.92	-----	355,593.08
	2021					457,712.74	-----	-----	147,893.22	-----	309,819.52
	2020					393,510.39	-----	-----	-----	393,510.39	-----
	No Year					100,000.00	-----	-----	50,000.00	-----	50,000.00
	Subtotal		000	0190	000	951,223.13	1,606,000.00	-----	1,448,300.14	393,510.39	715,412.60

Footnotes at End of Chapter

Appropriations, Outlays, and Balances - Continued

Appropriation or Fund Account  Title	Account Symbol				Balances, Beginning of Fiscal Year	Appropriations and Other Obligational Authority <sup>1</sup>	Transfers Borrowings and Investment (Net) <sup>2</sup>	Outlays (Net)	Balances Withdrawn and Other Transactions <sup>3</sup>	Balances, End of Fiscal Year
	Period of Availability	ATA	AID	MAIN						
Contingent Expenses, Office of the Attending Physician, House of Representatives, Fund Resources: Undisbursed Funds	2022		000	0425	000	----- 4,063,000.00	-----	3,119,273.24	-----	943,726.76
	2021					947,719.21	-----	822,400.28	-----	125,318.93
	2020					260,233.83	-----	-----	260,233.83	-----
	No Year					3,751,642.06	-----	4,576,898.00	-----	4,174,744.06
	Subtotal		000	0425	000	4,959,595.10	-----	8,518,571.52	260,233.83	5,243,789.75
Contingent Expenses, Joint Committee on Taxation, House of Representatives Fund Resources: Undisbursed Funds	2022		000	0460	000	----- 12,385,000.00	-----	11,506,844.61	-----	878,155.39
	2021					624,011.19	-----	469,584.81	-----	154,426.38
	2020					7,566.76	-----	2,265.00	5,301.76	-----
	Subtotal		000	0460	000	631,577.95	-----	11,978,694.42	5,301.76	1,032,581.77
Total, Joint Items						8,419,953.16	-----	25,672,224.44	1,063,667.72	9,021,061.00
<b>Capitol Police</b>										
<b>General Fund Accounts</b>										
General Expenses, Capitol Police, House of Representatives Fund Resources: Undisbursed Funds	No Year		000	0476	000	5,395.01	-----	-----	-----	5,395.01
Funds Held Outside the Treasury	2001					4,000.00	-----	-----	-----	4,000.00
	Subtotal		000	0476	000	9,395.01	-----	-----	-----	9,395.01
Security Enhancements, Capitol Police Board, House of Representatives Fund Resources: Undisbursed Funds	No Year		002	0461	000	1,176,375.40	-----	400,496.04	-----	775,879.36
General Expenses, Capitol Police Fund Resources: Undisbursed Funds	2022-2023		002	0476	000	----- -----	----- 137,648,000.00	----- 36,715,658.09	-----	1,686,023.94 100,932,341.91
	2021-2022					28,689,481.00	-----	12,764,590.02	-----	15,924,890.98
	2021					54,307,209.01	-----	42,218,063.51	-----	12,089,145.50
	2020-2021					169,979.22	-----	20,276.86	-----	149,702.36
	2020					8,163,607.62	-----	1,254,952.29	-----	6,908,655.33
	2019-2020					33,879.10	-----	10,150.50	-----	23,728.60
	2019					5,371,631.47	-----	141,786.12	-----	5,229,845.35
	2018-2019					22,294.55	-----	-----	-----	22,294.55
	2018					2,741,810.74	-----	-----	-----	2,741,810.74
	2017-2018					9,381.07	-----	-----	-----	9,381.07
	2017					3,432,799.16	-----	240,590.23	3,192,208.93	-----
	2016-2017					5,220.27	-----	-----	5,220.27	-----

Footnotes at End of Chapter

## Appropriations, Outlays, and Balances - Continued

Appropriation or Fund Account  Title	Account Symbol				Balances, Beginning of Fiscal Year	Appropriations and Other Obligational Authority <sup>1</sup>	Transfers Borrowings and Investment (Net) <sup>2</sup>	Outlays (Net)	Balances Withdrawn and Other Transactions <sup>3</sup>	Balances, End of Fiscal Year
	Period of Availability	ATA	AID	MAIN						
Funds Held Outside the Treasury	No Year				24,969,203.08	-----	-----	1,162,828.34	-----	23,806,374.74
	2018				4,000.00	-----	-----	-----	-----	4,000.00
	2001				-4,000.00	-----	-----	-----	-----	-4,000.00
	Subtotal		002	0476	127,916,496.29	137,648,000.00	-----	92,842,872.02	3,197,429.20	169,524,195.07
Salaries, Capitol Police Fund Resources: Undisbursed Funds	2022		002	0477	-----	464,861,000.00	-----	420,127,055.04	-----	44,733,944.96
	2021-2022				27,412,456.48	-----	-----	25,977,221.60	-----	1,435,234.88
	2021				37,692,538.90	-----	-----	36,359,909.01	-----	1,332,629.89
	2020-2021				321.65	-----	-----	-----	-----	321.65
	2020				854,931.56	-----	-----	4,605.91	-----	850,325.65
	2019				1,316,551.93	-----	-----	11.45	-----	1,316,540.48
	2018				1,708,055.41	-----	-----	-271.95	-----	1,708,327.36
	2017				3,751,393.86	-----	-----	4,966.55	3,746,427.31	-----
	No Year				3,600,000.00	-----	-----	-----	-----	3,600,000.00
	Subtotal		002	0477	76,336,249.79	464,861,000.00	-----	482,473,497.61	3,746,427.31	54,977,324.87
United States Capitol Police Mutual Aid Reimbursements, Capitol Police Fund Resources: Undisbursed Funds	2021-2026		002	0478	26,300,000.00	-----	-----	2,319,864.80	-----	23,980,135.20
<b>Special Fund Accounts</b>										
United States Capitol Police Memorial Fund, Capitol Police Fund Resources: Undisbursed Funds	No Year		002	5083	393,494.80	401,528.53	-----	23,112.80	-----	<sup>6</sup> 771,910.53
Total, Capitol Police					232,132,011.29	602,910,528.53	-----	578,059,843.27	6,943,856.51	250,038,840.04
<b>Office of Compliance</b>										
<b>General Fund Accounts</b>										
Awards and Settlements, Office of Congressional Workplace Rights Fund Resources: Undisbursed Funds	No Year		009	1450	474,301.90	135,000.00	-----	174,078.00	-----	435,223.90
Salaries and Expenses, Office of Compliance Fund Resources: Undisbursed Funds	2022-2023		009	1600	-----	2,000,000.00	-----	618,944.16	-----	1,381,055.84
	2022				-----	5,500,000.00	-----	4,802,530.46	-----	697,469.54
	2021-2022				854,017.50	-----	-----	578,292.08	-----	275,725.42
	2021				1,545,324.44	-----	-----	725,462.92	-----	819,861.52
	2020-2021				414,713.88	-----	-----	29,636.15	-----	385,077.73
	2020				318,573.44	-----	-----	12,977.46	-----	305,595.98
	2019-2020				119,764.83	-----	-----	20,550.48	-----	99,214.35
	2019				136,336.97	-----	-----	-----	-----	136,336.97

Footnotes at End of Chapter

Appropriations, Outlays, and Balances - Continued

Appropriation or Fund Account  Title	Account Symbol				Balances, Beginning of Fiscal Year	Appropriations and Other Obligational Authority <sup>1</sup>	Transfers Borrowings and Investment (Net) <sup>2</sup>	Outlays (Net)	Balances Withdrawn and Other Transactions <sup>3</sup>	Balances, End of Fiscal Year	
	Period of Availability	ATA	AID	MAIN							SUB
	2018-2019				3,777.23	-----	-----	-----	-----	3,777.23	
	2018				28,419.33	-----	-----	-----	-----	28,419.33	
	2017-2018				30,501.36	-----	-----	-----	-----	30,501.36	
	2017				40,765.26	-----	-----	-----	40,765.26	-----	
	2016-2017				29,431.15	-----	-----	-----	29,431.15	-----	
	Subtotal		009	1600	000	3,521,625.39	7,500,000.00	-----	6,788,393.71	70,196.41	4,163,035.27
Total, Office of Compliance						3,995,927.29	7,635,000.00	-----	6,962,471.71	70,196.41	4,598,259.17
<b>Congressional Budget Office</b>											
<b>General Fund Accounts</b>											
Salaries and Expenses, Congressional Budget Office											
Fund Resources:											
Undisbursed Funds	2022		008	0100	000	-----	60,953,000.00	-----	54,354,609.11	-----	6,598,390.89
	2021					5,403,395.81	-----	-----	5,062,919.94	-----	340,475.87
	2020					308,721.70	-----	-----	62,732.61	-----	245,989.09
	2019					376,948.83	-----	-----	8,103.38	-----	368,845.45
	2018					558,647.73	-----	-----	1,876.24	-----	556,771.49
	2017					102,937.19	-----	-----	-----	102,937.19	-----
	Subtotal		008	0100	000	6,750,651.26	60,953,000.00	-----	59,490,241.28	102,937.19	8,110,472.79
Total, Congressional Budget Office						6,750,651.26	60,953,000.00	-----	59,490,241.28	102,937.19	8,110,472.79
<b>Architect of the Capitol</b>											
<b>General Fund Accounts</b>											
Capital Construction and Operations, Architect of the Capitol											
Fund Resources:											
Undisbursed Funds	2022-2026		001	0100	000	-----	5,000,000.00	-----	-----	-----	5,000,000.00
	2021-2025					1,500,000.00	-----	-----	1,088,855.00	-----	411,145.00
	2022					-----	134,116,500.00	-----	92,939,239.48	-----	41,177,260.52
	2021-2022					21,869,069.00	-----	-9,354,315.00	11,520,807.86	-----	993,946.14
	2021					34,921,372.72	-----	-----	29,048,609.66	-----	5,872,763.06
	2020-2021					1,590,476.90	-----	-----	1,061,824.04	-----	528,652.86
	2017-2021					789,851.20	-----	-----	789,349.59	-----	501.61
	2020					3,293,254.56	-----	-----	1,329,373.97	-----	1,963,880.59
	2019					3,144,447.52	-----	-----	190,717.26	-----	2,953,730.26
	2018					1,463,673.42	-----	-----	29,655.03	-----	1,434,018.39
	2014-2018					5,901.12	-----	-----	-----	-----	5,901.12
	2017					1,197,976.62	-----	-----	181,126.81	1,016,849.81	-----
	Subtotal		001	0100	000	69,776,023.06	139,116,500.00	-9,354,315.00	138,179,558.70	1,016,849.81	60,341,799.55

Footnotes at End of Chapter



## Appropriations, Outlays, and Balances - Continued

Appropriation or Fund Account	Account Symbol				Balances, Beginning of Fiscal Year	Appropriations and Other Obligational Authority <sup>1</sup>	Transfers Borrowings and Investment (Net) <sup>2</sup>	Outlays (Net)	Balances Withdrawn and Other Transactions <sup>3</sup>	Balances, End of Fiscal Year
Title	Period of Availability	ATA	AID	MAIN						
Capitol Buildings, Architect of the Capitol Fund Resources:										
Undisbursed Funds	2022-2026		001	0105	000	----- 12,899,000.00	----- -----	----- 13,699.30	----- -----	----- 12,885,300.70
	2021-2025					6,099,000.00	-----	1,007,745.76	-----	5,091,254.24
	2020-2024					33,715,650.70	-----	4,960,229.99	-----	28,755,420.71
	2019-2023					12,914,783.15	-----	5,994,233.53	-----	6,920,549.62
	2022					----- 29,680,000.00	----- -----	----- 26,485,571.20	----- -----	----- 3,194,428.80
	2018-2022					5,917,810.85	-----	4,208,939.12	-----	1,708,871.73
	2021					3,313,318.00	-----	3,005,818.89	-----	307,499.11
	2017-2021					740,832.76	-----	659,197.19	-----	81,635.57
	2020					413,328.52	-----	203,757.96	-----	209,570.56
	2016-2020					175,139.15	-----	3,800.00	-----	171,339.15
	2019					123,306.62	-----	19,780.00	-----	103,526.62
	2015-2019					61,002.28	-----	32,248.15	-----	28,754.13
	2018					168,596.83	-----	-----	-----	168,596.83
	2014-2018					5,097.79	-----	-----	-----	5,097.79
	2017					33,547.81	-----	-----	33,547.81	-----
	No Year					1,202,896.15	-----	44,113.74	-----	1,158,782.41
	Subtotal		001	0105	000	64,884,310.61	42,579,000.00	46,639,134.83	33,547.81	60,790,627.97
Alterations and Improvements, Buildings and Grounds, to Provide Facilities for the Physically Handicapped, Architect of the Capitol Fund Resources:										
Undisbursed Funds	No Year		001	0106	000	19,261.17	-----	-508.54	-----	19,769.71
Capitol Grounds, Architect of the Capitol Fund Resources:										
Undisbursed Funds	2022-2026		001	0108	000	----- 2,000,000.00	----- -----	----- -----	----- -----	----- 2,000,000.00
	2021-2025					7,800,000.00	-----	195,909.00	-----	7,604,091.00
	2020-2024					3,000,000.00	-----	-----	-----	3,000,000.00
	2019-2023					4,019,599.03	-----	593,345.00	-----	3,426,254.03
	2022					----- 13,237,000.00	----- -----	----- 9,922,281.14	----- -----	----- 3,314,718.86
	2018-2022					3,059,686.33	-----	1,061,603.83	-----	1,998,082.50
	2021					2,909,288.74	-----	2,451,001.17	-----	458,287.57
	2017-2021					1,942,119.35	-----	1,470,532.01	-----	471,587.34
	2020					262,591.57	-----	6,238.41	-----	256,353.16
	2016-2020					753,497.49	-----	-----	-----	753,497.49
	2019					390,089.14	-----	23,197.34	-----	366,891.80
	2015-2019					38,083.49	-----	-----	-----	38,083.49
	2018					168,786.25	-----	6,979.43	-----	161,806.82
	2014-2018					52,799.87	-----	-----	-----	52,799.87
	2017					82,828.92	-----	-----	82,828.92	-----

Footnotes at End of Chapter

Appropriations, Outlays, and Balances - Continued

Appropriation or Fund Account  Title	Account Symbol				Balances, Beginning of Fiscal Year	Appropriations and Other Obligational Authority <sup>1</sup>	Transfers Borrowings and Investment (Net) <sup>2</sup>	Outlays (Net)	Balances Withdrawn and Other Transactions <sup>3</sup>	Balances, End of Fiscal Year
	Period of Availability	ATA	AID	MAIN SUB						
	No Year				1,292,384.81	-----	-----	190,593.74	-----	1,101,791.07
	Subtotal		001 0108	000	25,771,754.99	15,237,000.00	-----	15,921,681.07	82,828.92	25,004,245.00
Senate Office Buildings, Architect of the Capitol Fund Resources:										
Undisbursed Funds	2022-2026		001 0123	000	-----	9,000,000.00	-----	15,622.40	-----	8,984,377.60
	2021-2025				22,032,391.27	-----	-----	5,323,575.86	-----	16,708,815.41
	2020-2024				12,620,712.95	-----	6,000,000.00	8,356,054.72	-----	10,264,658.23
	2019-2023				20,825,636.84	-----	781,000.00	13,579,226.35	-----	8,027,410.49
	2022				-----	70,977,000.00	-----	62,027,624.33	-----	8,949,375.67
	2018-2022				6,128,444.80	-----	-----	3,750,394.51	-----	2,378,050.29
	2021				6,540,308.54	-----	-----	5,871,580.54	-----	668,728.00
	2017-2021				4,111,168.07	-----	-----	2,523,464.77	-----	1,587,703.30
	2020				605,668.26	-----	-----	106,140.25	-----	499,528.01
	2016-2020				1,069,689.72	-----	-----	326,402.49	-----	743,287.23
	2019				207,201.78	-----	-----	84,113.39	-----	123,088.39
	2015-2019				1,376,371.17	-----	-----	697,457.01	-----	678,914.16
	2018				335,925.82	-----	-----	56,931.03	-----	278,994.79
	2014-2018				313,659.05	-----	-----	126,045.78	-----	187,613.27
	2017				327,048.79	-----	-----	211,566.94	115,481.85	-----
	2013-2017				809,831.67	-----	-----	179,384.56	630,447.11	-----
	No Year				918,906.44	2,000,000.00	-----	48,416.44	-----	2,870,490.00
	Subtotal		001 0123	000	78,222,965.17	81,977,000.00	6,781,000.00	103,284,001.37	745,928.96	62,951,034.84
House Office Buildings, Architect of the Capitol Fund Resources:										
Undisbursed Funds	2022-2026		001 0127	000	-----	12,000,000.00	-----	74,380.32	-----	11,925,619.68
	2021-2025				14,473,121.10	-----	2,042,034.00	418,589.24	-----	16,096,565.86
	2020-2024				28,849,488.49	-----	-----	3,428,037.79	-----	25,421,450.70
	2019-2023				31,337,253.82	-----	-----	18,346,920.01	-----	12,990,333.81
	2022				-----	72,422,500.00	-----	56,916,568.06	-----	15,505,931.94
	2018-2022				7,461,081.28	-----	-----	6,345,863.47	-----	1,115,217.81
	2021				6,047,496.50	-----	-----	5,263,028.00	-----	784,468.50
	2017-2021				2,962,921.05	-----	-----	2,397,119.24	-----	565,801.81
	2020				2,119,385.65	-----	-----	1,125,121.85	-----	994,263.80
	2016-2020				856,307.17	-----	-----	43,283.00	-----	813,024.17
	2019				1,104,161.32	-----	-----	-1,134.97	-----	1,105,296.29
	2015-2019				81,230.43	-----	-----	35,708.45	-----	45,521.98
	2018				764,625.40	-----	-----	15,772.46	-----	748,852.94
	2014-2018				184,418.99	-----	-----	104,210.00	-----	80,208.99
	2017				847,916.12	-----	-----	752,845.67	95,070.45	-----

Footnotes at End of Chapter

## Appropriations, Outlays, and Balances - Continued

Appropriation or Fund Account	Account Symbol				Balances, Beginning of Fiscal Year	Appropriations and Other Obligational Authority <sup>1</sup>	Transfers Borrowings and Investment (Net) <sup>2</sup>	Outlays (Net)	Balances Withdrawn and Other Transactions <sup>3</sup>	Balances, End of Fiscal Year
Title	Period of Availability	ATA	AID	MAIN						
	2013-2017				922,440.62	-----	-----	600,825.33	321,615.29	-----
	No Year				194,442,355.50	128,000,000.00	3,983,807.00	104,540,555.39	-----	221,885,607.11
	Subtotal		001	0127	000	212,422,500.00	6,025,841.00	200,407,693.31	416,685.74	310,078,165.39
Capitol Power Plant, Architect of the Capitol Fund Resources:										
Undisbursed Funds	2022-2026		001	0133	000	-----	24,575,000.00	266,760.00	-----	24,308,240.00
	2021-2025					12,952,064.01	-----	1,750,156.27	-----	11,201,907.74
	2020-2024					14,955,674.54	-----	6,084,131.93	-----	8,871,542.61
	2019-2023					9,800,397.56	-----	6,800,609.65	-----	2,999,787.91
	2022					-----	90,023,000.00	71,209,310.77	-----	18,813,689.23
	2018-2022					6,566,990.04	-----	3,632,299.46	-----	2,934,690.58
	2021					21,594,755.28	-----	17,084,905.88	-----	4,509,849.40
	2017-2021					1,441,674.29	-----	740,775.17	-----	700,899.12
	2020					7,357,866.35	-----	1,037,877.61	-----	6,319,988.74
	2016-2020					711,689.35	-----	357,906.17	-----	353,783.18
	2019					7,058,415.09	-----	2,937,066.08	-----	4,121,349.01
	2015-2019					409,312.85	-----	315,968.41	-----	93,344.44
	2018					3,135,701.98	-----	25,392.44	-----	3,110,309.54
	2014-2018					154,287.15	-----	-----	-----	154,287.15
	2017					2,823,140.99	-----	2,729,934.00	93,206.99	-----
	2013-2017					33,442.50	-----	-----	33,442.50	-----
	No Year					0.83	-----	-----	-----	0.83
	Subtotal		001	0133	000	88,995,412.81	114,598,000.00	114,973,093.84	126,649.49	88,493,669.48
House Office Buildings Fund, Architect of the Capitol Fund Resources:										
Undisbursed Funds	No Year		001	0137	000	16,329,393.52	-9,000,000.00	-7,343,308.00	-----	14,672,701.52
Structural and Mechanical Care, Library Buildings and Grounds, Architect of the Capitol Fund Resources:										
Undisbursed Funds	2022-2026		001	0155	000	-----	31,000,000.00	16,897.11	-----	30,983,102.89
	2021-2025					11,600,000.00	-----	1,074,900.90	-----	10,525,099.10
	2020-2024					25,507,004.23	-----	3,982,241.49	-----	21,524,762.74
	2019-2023					30,490,074.20	-----	6,170,272.37	-----	24,319,801.83
	2022					-----	33,544,000.00	24,587,769.21	-----	8,956,230.79
	2018-2022					11,798,271.67	-----	5,503,943.00	-----	6,294,328.67
	2021					9,215,444.09	-----	7,604,611.60	-----	1,610,832.49
	2017-2021					7,573,963.64	-----	5,649,112.17	-----	1,924,851.47
	2020					647,930.81	-----	180,287.05	-----	467,643.76
	2016-2020					1,604,098.29	-----	1,282,819.55	-----	321,278.74
	2019					433,687.61	-----	58,329.37	-----	375,358.24

Footnotes at End of Chapter

Appropriations, Outlays, and Balances - Continued

Appropriation or Fund Account  Title	Account Symbol				Balances, Beginning of Fiscal Year	Appropriations and Other Obligational Authority <sup>1</sup>	Transfers Borrowings and Investment (Net) <sup>2</sup>	Outlays (Net)	Balances Withdrawn and Other Transactions <sup>3</sup>	Balances, End of Fiscal Year	
	Period of Availability	ATA	AID	MAIN							SUB
	2015-2019				67,596.08	-----	-----	-----	-----	67,596.08	
	2018				234,128.02	-----	-----	11,611.49	-----	222,516.53	
	2014-2018				93,115.21	-----	-----	-----	-----	93,115.21	
	2017				1,731,344.79	-----	-----	1,469,302.53	262,042.26	-----	
	2013-2017				0.05	-----	-----	-----	0.05	-----	
	No Year				1,758,473.19	-----	-----	559,501.52	-----	1,198,971.67	
	Subtotal		001	0155	000	102,755,131.88	64,544,000.00	58,151,599.36	262,042.31	108,885,490.21	
Capitol Visitor Center, Architect of the Capitol Fund Resources:											
Undisbursed Funds	2022		001	0161	000	-----	25,569,000.00	-----	19,923,619.85	-----	5,645,380.15
	2021					5,545,997.59	-----	-----	4,641,024.01	-----	904,973.58
	2020					363,294.39	-----	-----	236,068.79	-----	127,225.60
	2019					408,225.16	-----	-----	16,672.07	-----	391,553.09
	2018					269,941.21	-----	-----	-92.56	-----	270,033.77
	2017					133,741.57	-----	-----	-----	133,741.57	-----
	No Year					1,385,270.98	-----	-----	266,899.65	-----	1,118,371.33
	Subtotal		001	0161	000	8,106,470.90	25,569,000.00	-----	25,084,191.81	133,741.57	8,457,537.52
Capitol Police Buildings and Grounds, Architect of the Capitol Fund Resources:											
Undisbursed Funds	2022-2026		001	0171	000	-----	30,000,000.00	-----	-----	-----	30,000,000.00
	2021-2025					38,632,084.16	-----	-2,042,034.00	7,265,141.21	-----	29,324,908.95
	2022-2024					-----	637,639.00	-----	-----	-----	637,639.00
	2020-2024					27,028,788.52	-----	-----	1,416,778.96	-----	25,612,009.56
	2021-2023					300,000,000.00	-----	-----	-----	-----	300,000,000.00
	2019-2023					25,215,536.92	-----	-----	818,288.27	-----	24,397,248.65
	2022					-----	31,752,094.00	-----	17,452,816.24	-----	14,299,277.76
	2018-2022					5,442,374.42	-----	-----	2,057,313.57	-----	3,385,060.85
	2021					11,492,166.92	-----	-----	10,302,712.21	-----	1,189,454.71
	2017-2021					770,588.07	-----	-----	30,025.00	-----	740,563.07
	2020					1,212,148.11	-----	-----	208,851.58	-----	1,003,296.53
	2016-2020					997,253.15	-----	-----	185,524.61	-----	811,728.54
	2019					654,902.57	-----	-----	-246,027.18	-----	900,929.75
	2018					343,913.41	-----	-----	-----	-----	343,913.41
	2014-2018					4,570.89	-----	-----	-----	-----	4,570.89
	2017					95,875.56	-----	-----	-----	95,875.56	-----
	No Year					6,850,618.66	-----	-----	539.25	-----	6,850,079.41
	Subtotal		001	0171	000	418,740,821.36	62,389,733.00	-2,042,034.00	39,491,963.72	95,875.56	439,500,681.08

Footnotes at End of Chapter

## Appropriations, Outlays, and Balances - Continued

Appropriation or Fund Account  Title	Account Symbol				Balances, Beginning of Fiscal Year	Appropriations and Other Obligational Authority <sup>1</sup>	Transfers Borrowings and Investment (Net) <sup>2</sup>	Outlays (Net)	Balances Withdrawn and Other Transactions <sup>3</sup>	Balances, End of Fiscal Year	
	Period of Availability	ATA	AID	MAIN							SUB
House Historic Buildings Revitalization Trust Fund, Architect of the Capitol Fund Resources: Undisbursed Funds	No Year		001	1833	000	2,323,748.82	-----	-1,410,492.00	393,833.98	-----	519,422.84
<b>Special Fund Accounts</b>											
Capitol Trust Account, Architect of the Capitol Fund Resources: Undisbursed Funds	No Year		001	5760	000	221,209.70	16,916.66	-----	-----	-----	238,126.36
<b>Public Enterprise Funds</b>											
House of Representatives, Gymnasium, Revolving Fund, Architect of the Capitol Fund Resources: Undisbursed Funds	No Year		001	4200	000	391,844.47	-----	-----	-41,146.72	-----	432,991.19
Capitol Visitor Center Revolving Fund, Architect of the Capitol Fund Resources: Undisbursed Funds	No Year		001	4296	000	309,745.01	-----	1,496,188.70	1,356,364.31	-----	449,569.40
Unrealized Discount on Investments						-1,257.27	-----	-167,992.95	-----	-----	-169,250.22
Investments in US Treasury Securities						11,727,309.72	-----	-1,328,195.75	-----	-----	10,399,113.97
Funds Held Outside the Treasury						14,000.00	-----	-----	-----	-----	14,000.00
Subtotal			001	4296	000	12,049,797.46	-----	-----	1,356,364.31	-----	10,693,433.15
Recyclable Materials Revolving Fund, Architect of the Capitol Fund Resources: Undisbursed Funds	No Year		001	4297	000	1,308,422.51	-----	-----	-151,021.18	-----	1,459,443.69
<b>Intragovernmental Funds</b>											
Senate Health and Fitness Facility, Architect of the Capitol Fund Resources: Undisbursed Funds	No Year		001	4566	000	647,014.27	-----	-----	-6,278.36	-----	653,292.63
Flag Office Revolving Fund, Architect of the Capitol Fund Resources: Undisbursed Funds	No Year		001	4666	000	1,055,338.98	-----	-----	31,864.66	-----	1,023,474.32
Judiciary Office Building Development and Operations Fund, Judiciary Fund Resources: Undisbursed Funds	No Year		010	4518	000	24,081,335.35	-----	-13,723,463.00	-28,304,432.97	-----	38,662,305.32
Authority to Borrow from the Public						7-----	3,506,537.00	-3,506,537.00	-----	-----	-----
Subtotal			010	4518	000	24,081,335.35	3,506,537.00	-17,230,000.00	-28,304,432.97	-----	38,662,305.32
Total, Architect of the Capitol						1,208,134,460.47	752,956,186.66	-17,230,000.00	708,068,285.19	2,914,150.17	1,232,878,211.77
<b>Botanic Garden</b>											
<b>General Fund Accounts</b>											

Footnotes at End of Chapter

Appropriations, Outlays, and Balances - Continued

Appropriation or Fund Account  Title	Account Symbol				Balances, Beginning of Fiscal Year	Appropriations and Other Obligational Authority <sup>1</sup>	Transfers Borrowings and Investment (Net) <sup>2</sup>	Outlays (Net)	Balances Withdrawn and Other Transactions <sup>3</sup>	Balances, End of Fiscal Year
	Period of Availability	ATA	AID	MAIN SUB						
Salaries and Expenses, Botanic Garden Fund Resources: Undisbursed Funds	2022-2026		009	0200 000	-----	10,100,000.00	-----	-----	-----	10,100,000.00
	2021-2025				8,300,000.00	-----	-----	979,639.93	-----	7,320,360.07
	2020-2024				3,778,201.26	-----	-----	102.90	-----	3,778,098.36
	2019-2023				2,964,302.34	-----	-----	428,785.50	-----	2,535,516.84
	2022				-----	14,363,500.00	-----	10,152,947.08	-----	4,210,552.92
	2018-2022				560,750.26	-----	-----	70,431.66	-----	490,318.60
	2021				3,160,761.09	-----	-----	2,646,758.47	-----	514,002.62
	2017-2021				3,577,506.54	-----	-----	1,468,939.69	-----	2,108,566.85
	2020				447,342.12	-----	-----	164,135.75	-----	283,206.37
	2016-2020				23,845.56	-----	-----	16,000.00	-----	7,845.56
	2019				143,667.45	-----	-----	54,610.67	-----	89,056.78
	2015-2019				16,574.40	-----	-----	-----	-----	16,574.40
	2018				181,605.08	-----	-----	24,038.64	-----	157,566.44
	2014-2018				7,675.43	-----	-----	-----	-----	7,675.43
	2017				195,174.98	-----	-----	83,879.78	111,295.20	-----
	No Year				91,431.12	-----	-----	-----	-----	91,431.12
	Subtotal		009	0200 000	23,448,837.63	24,463,500.00	-----	16,090,270.07	111,295.20	31,710,772.36
Total, Botanic Garden					23,448,837.63	24,463,500.00	-----	16,090,270.07	111,295.20	31,710,772.36
<b>Library of Congress General Fund Accounts</b>										
Salaries and Expenses, Library of Congress Fund Resources: Undisbursed Funds	2021-2025		003	0101 000	4,370,000.00	-----	-----	291,984.46	-----	4,078,015.54
	2022-2023				-----	-----	-----	-4,872,230.58	-----	4,872,230.58
	2022				-----	525,459,874.00	-30,644.13	383,474,117.15	-----	141,955,112.72
	2021-2022				8,046,212.54	-----	-----	6,473,405.15	-----	1,572,807.39
	2021				126,052,381.07	-----	-----	101,851,968.39	-----	24,200,412.68
	2020-2021				1,005,717.33	-----	-----	675,677.24	-----	330,040.09
	2020				16,626,529.54	-----	-750,000.00	10,572,126.82	-----	5,304,402.72
	2019-2020				76,847.13	-----	-----	-----	-----	76,847.13
	2019				9,722,788.60	-----	-----	535,215.71	-----	9,187,572.89
	2018-2019				65,952.74	-----	-----	-----	-----	65,952.74
	2018				3,129,258.33	-----	-500,000.00	347,709.95	-----	2,281,548.38
	2017-2018				26,927.42	-----	-----	-----	-----	26,927.42
	2017				<sup>7</sup> 395,740.79	-----	-66,555.87	331,068.83	-----	<sup>4</sup> -1,883.91
	2016-2017				24,417.33	-----	-----	-----	24,417.33	-----
	No Year				56,677,500.93	25,161,000.00	-----	9,940,486.90	-----	71,898,014.03

Footnotes at End of Chapter

## Appropriations, Outlays, and Balances - Continued

Appropriation or Fund Account	Account Symbol					Balances, Beginning of Fiscal Year	Appropriations and Other Obligational Authority <sup>1</sup>	Transfers Borrowings and Investment (Net) <sup>2</sup>	Outlays (Net)	Balances Withdrawn and Other Transactions <sup>3</sup>	Balances, End of Fiscal Year
Title	Period of Availability	ATA	AID	MAIN	SUB						
Funds Held Outside the Treasury	2022					-----	-----	30,644.13	-----	-----	30,644.13
	2017					7 45,644.13	-----	-30,644.13	-----	-----	15,000.00
	2016					7 -----	-----	-----	-----	-----	-----
	No Year					5,052.89	-----	-----	-----	-----	5,052.89
	Subtotal		003	0101	000	226,270,970.77	550,620,874.00	-1,347,200.00	509,621,530.02	24,417.33	265,898,697.42
Salaries and Expenses, Copyright Office, Library of Congress Fund Resources:											
Undisbursed Funds	2022-2023		003	0102	000	-----	10,000,000.00	-----	9,750,209.68	-----	249,790.32
	2022					-----	43,065,000.00	-----	35,413,390.96	-----	7,651,609.04
	2021-2022					2,319,451.69	-----	-----	436,464.19	-----	1,882,987.50
	2021					5,655,323.51	-----	-----	4,456,648.49	-----	1,198,675.02
	2020					751,719.16	-----	-----	395,624.86	-----	356,094.30
	2019					2,853,587.27	-----	-----	1,736,799.07	-----	1,116,788.20
	2018					335,613.60	-----	-----	-----	-----	335,613.60
	2017					103,225.30	-----	-----	79,149.72	24,075.58	-----
	No Year					35,205,573.62	-----	-----	352,511.27	-----	34,853,062.35
	Subtotal		003	0102	000	47,224,494.15	53,065,000.00	-----	52,620,798.24	24,075.58	47,644,620.33
Library of Congress National Collection Stewardship Fund, Library of Congress Fund Resources:											
Undisbursed Funds	No Year		003	0103	000	7,311,225.87	-----	1,347,200.00	-----	-----	8,658,425.87
Salaries and Expenses, Congressional Research Service, Library of Congress Fund Resources:											
Undisbursed Funds	2022		003	0127	000	-----	129,106,000.00	-----	108,612,191.20	-----	20,493,808.80
	2021					18,909,012.16	-----	-----	17,857,396.51	-----	1,051,615.65
	2020					3,041,786.79	-----	-----	202,483.42	-----	2,839,303.37
	2019					2,876,707.62	-----	-----	829.17	-----	2,875,878.45
	2018					1,702,843.69	-----	-----	-----	-----	1,702,843.69
	2017					159,702.60	-----	-----	1,319.06	158,383.54	-----
	Subtotal		003	0127	000	26,690,052.86	129,106,000.00	-----	126,674,219.36	158,383.54	28,963,449.96
Salaries and Expenses, National Library Service for the Blind and Print Disabled, Library of Congress Fund Resources:											
Undisbursed Funds	2022		003	0141	000	-----	61,227,000.00	-----	28,728,013.66	-----	32,498,986.34
	2021					28,699,420.43	-----	-----	21,573,879.97	-----	7,125,540.46
	2020					9,353,016.37	-----	-----	3,970,865.17	-----	5,382,151.20
	2019					1,799,683.10	-----	-----	21,446.70	-----	1,778,236.40
	2018					1,905,778.10	-----	-----	5,674.50	-----	1,900,103.60
	2017					1,446,753.12	-----	-----	-383,755.25	1,830,508.37	-----
	No Year					820,413.21	-----	-----	83,712.61	-----	736,700.60

Footnotes at End of Chapter

Appropriations, Outlays, and Balances - Continued

Appropriation or Fund Account  Title	Account Symbol				Balances, Beginning of Fiscal Year	Appropriations and Other Obligational Authority <sup>1</sup>	Transfers Borrowings and Investment (Net) <sup>2</sup>	Outlays (Net)	Balances Withdrawn and Other Transactions <sup>3</sup>	Balances, End of Fiscal Year
	Period of Availability	ATA	AID	MAIN SUB						
Subtotal		003	0141	000	44,025,064.33	61,227,000.00	-----	53,999,837.36	1,830,508.37	49,421,718.60
Furniture and Furnishings, Library of Congress Fund Resources:										
Undisbursed Funds	No Year	003	0146	000	4,415.14	-----	-----	-----	-----	4,415.14
<b>Special Fund Accounts</b>										
Oliver Wendell Holmes Devise Fund, Library of Congress Fund Resources:										
Undisbursed Funds	No Year	003	5075	000	26,020.24	258.22	2,990.92	15,000.00	-----	14,269.38
Unrealized Discount on Investments					-2.54	-----	-116.96	-----	-----	-119.50
Investments in US Treasury Securities					20,002.54	-----	-2,873.96	-----	-----	17,128.58
Subtotal		003	5075	000	46,020.24	258.22	-----	15,000.00	-----	31,278.46
Payments to Copyright Owners, Copyright Office, Library of Congress Fund Resources:										
Undisbursed Funds	No Year	003	5175	000	-----	5,589,850.00	-----	5,589,850.00	-----	-----
<b>Public Enterprise Funds</b>										
Cooperative Acquisitions Program Revolving Fund, Library of Congress Fund Resources:										
Undisbursed Funds	No Year	003	4325	000	7,138,567.53	-----	-----	334,044.38	-----	6,804,523.15
Duplication Services Associated with Audiovisual Conservation Center, Library of Congress Fund Resources:										
Undisbursed Funds	No Year	003	4339	000	308,744.66	-----	-----	-39,784.20	-----	348,528.86
Gift Shop, Decimal Classification, Photo Duplication, and Related Services, Library of Congress Fund Resources:										
Undisbursed Funds	No Year	003	4346	000	6,495,623.93	-----	-----	-1,597,410.38	-----	8,093,034.31
Funds Held Outside the Treasury					1,800.00	-----	-----	-----	-----	1,800.00
Subtotal		003	4346	000	6,497,423.93	-----	-----	-1,597,410.38	-----	8,094,834.31
<b>Intragovernmental Funds</b>										
Fedlink and Federal Research Programs, Library of Congress Fund Resources:										
Undisbursed Funds	No Year	003	4543	000	65,339,729.86	-----	-----	-1,135,301.52	-----	66,475,031.38
<b>Trust Fund Accounts</b>										
Payment of Interest on Bequest of Gertrude M. Hubbard, Library of Congress Fund Resources:										
Undisbursed Funds	No Year	003	8022	000	4,539.96	800.00	-----	-----	-----	5,339.96
Library of Congress Gift Fund, Library of Congress Fund Resources:										
Undisbursed Funds	No Year	003	8031	000	6,270,695.75	16,826,127.41	-6,044,289.73	7,833,300.54	-----	9,219,232.89
Unrealized Discount on Investments					-1,902.78	-----	-216,748.86	-----	-----	-218,651.64
Investments in US Treasury Securities					21,507,669.24	-----	6,261,038.59	-----	-----	27,768,707.83

Footnotes at End of Chapter



## Appropriations, Outlays, and Balances - Continued

Appropriation or Fund Account  Title	Account Symbol				Balances, Beginning of Fiscal Year	Appropriations and Other Obligational Authority <sup>1</sup>	Transfers Borrowings and Investment (Net) <sup>2</sup>	Outlays (Net)	Balances Withdrawn and Other Transactions <sup>3</sup>	Balances, End of Fiscal Year	
	Period of Availability	ATA	AID	MAIN							SUB
Subtotal			003	8031	000	27,776,462.21	16,826,127.41	0.00	7,833,300.54	-----	36,769,289.08
Library of Congress Trust Fund, Library of Congress Fund Resources:											
Undisbursed Funds	No Year		003	8032	000	10,544,652.67	15,921,723.72	-138,423.76	15,793,619.83	-----	10,534,332.80
Unrealized Discount on Investments						-1,316.68	-----	-87,956.70	-----	-----	-89,273.38
Investments in US Treasury Securities						14,384,454.01	-----	226,380.46	-----	-----	14,610,834.47
Subtotal			003	8032	000	24,927,790.00	15,921,723.72	0.00	15,793,619.83	-----	25,055,893.89
Service Fees, Library of Congress Fund Resources:											
Undisbursed Funds	No Year		003	8208	000	295,664.78	45,950.00	-----	7,783.91	-----	333,830.87
Foreign Service National Separation Liability Trust Fund, Library of Congress Fund Resources:											
Undisbursed Funds	No Year		003	8339	000	3,000,922.51	88,038.52	-----	364,424.07	-----	2,724,536.96
Total, Library of Congress						486,862,088.80	832,491,621.87	0.00	770,081,911.61	2,037,384.82	547,234,414.24
<b>Government Publishing Office</b>											
<b>General Fund Accounts</b>											
Salaries and Expenses, Public Information Programs of the Superintendent of Documents, Government Publishing Office Fund Resources:											
Undisbursed Funds	2022		004	0201	000	-----	34,020,000.00	-----	27,626,249.23	-----	6,393,750.77
	2021					6,152,609.98	-----	-----	4,391,795.77	-----	1,760,814.21
	2020					1,423,894.72	-----	-----	358,938.44	-----	1,064,956.28
	2019					3,739,264.17	-----	-----	253,858.11	-----	3,485,406.06
	2018					1,470,626.17	-----	-----	359,996.97	-----	1,110,629.20
	2017					3,474,297.14	-----	-606,306.37	2,867,990.77	-----	-----
Subtotal			004	0201	000	16,260,692.18	34,020,000.00	-606,306.37	35,858,829.29	-----	13,815,556.52
Congressional Publishing, Government Publishing Office Fund Resources:											
Undisbursed Funds	2022		004	0203	000	-----	78,872,161.00	-----	52,320,285.41	-----	26,551,875.59
	2021					31,034,312.32	-----	-----	13,729,647.63	-----	17,304,664.69
	2020					14,449,501.23	-----	-----	1,407,331.83	-----	13,042,169.40
	2019					2,032,209.77	-----	-----	400,415.54	-----	1,631,794.23
	2018					5,451,151.09	-----	-----	181,855.32	-----	5,269,295.77
	2017					8,093,677.46	-----	-6,245,824.81	1,847,852.65	-----	-----
Subtotal			004	0203	000	61,060,851.87	78,872,161.00	-6,245,824.81	69,887,388.38	-----	63,799,799.68
<b>Intragovernmental Funds</b>											
Government Publishing Office Business Operations Revolving Fund,											

Footnotes at End of Chapter

Appropriations, Outlays, and Balances - Continued

Appropriation or Fund Account  Title	Account Symbol				Balances, Beginning of Fiscal Year	Appropriations and Other Obligational Authority <sup>1</sup>	Transfers Borrowings and Investment (Net) <sup>2</sup>	Outlays (Net)	Balances Withdrawn and Other Transactions <sup>3</sup>	Balances, End of Fiscal Year	
	Period of Availability	ATA	AID	MAIN							SUB
Government Publishing Office Fund Resources: Undisbursed Funds	No Year		004	4505	001	693,874,424.57	11,345,000.00	6,852,131.18	-24,363,586.24	-----	736,435,141.99
Total, Government Publishing Office						771,195,968.62	124,237,161.00	-----	81,382,631.43	-----	814,050,498.19
<b>Government Accountability Office</b>											
<b>General Fund Accounts</b>											
Salaries and Expenses, Government Accountability Office Fund Resources: Undisbursed Funds	2022-2031		005	0107	000	-----	25,000,000.00	-----	-----	-----	25,000,000.00
	2021-2025					55,997,114.68	-----	-----	23,048,311.21	-----	32,948,803.47
	2022					-----	719,230,113.00	-----	609,162,490.03	-----	110,067,622.97
	2021					110,719,864.18	-----	-----	86,416,625.64	-----	24,303,238.54
	2020					8,841,619.80	-----	-----	638,483.16	-----	8,203,136.64
	2019					6,402,938.49	-----	-----	989,288.67	-----	5,413,649.82
	2018-2019					778,783.66	-----	-----	-----	-----	778,783.66
	2018					4,872,563.66	-----	-----	1,973,391.75	-----	2,899,171.91
	2017					2,098,325.33	-----	-----	2,098,310.23	15.10	-----
	No Year					92,009,910.05	-----	-----	-31,128,035.37	-----	123,137,945.42
	Subtotal		005	0107	000	281,721,119.85	744,230,113.00	-----	693,198,865.32	15.10	332,752,352.43
Total, Government Accountability Office						281,721,119.85	744,230,113.00	-----	693,198,865.32	15.10	332,752,352.43
<b>United States Tax Court</b>											
<b>General Fund Accounts</b>											
Salaries and Expenses, United States Tax Court Fund Resources: Undisbursed Funds	2022-2031		023	0100	000	-----	153,000,000.00	-----	-----	-----	153,000,000.00
	2022					-----	56,783,000.00	-----	50,996,816.81	-----	5,786,183.19
	2021					6,413,558.60	-----	-----	5,861,975.21	-----	551,583.39
	2020					604,450.82	-----	-----	67,988.34	-----	536,462.48
	2019					1,161,485.36	-----	-----	78,939.42	-----	1,082,545.94
	2018					283,653.08	-----	-----	-----	-----	283,653.08
	2017					1,234,529.02	-----	-----	-----	1,234,529.02	-----
	No Year					820,272.47	1,000,000.00	-----	37,675.75	-----	1,782,596.72
	Subtotal		023	0100	000	10,517,949.35	210,783,000.00	-----	57,043,395.53	1,234,529.02	163,023,024.80
<b>Special Fund Accounts</b>											
Tax Court Independent Counsel, United States Tax Court Fund Resources: Undisbursed Funds	No Year		023	5023	000	528,527.68	-----	-----	-----	-----	528,527.68

Footnotes at End of Chapter

## Appropriations, Outlays, and Balances - Continued

Appropriation or Fund Account  Title	Account Symbol				Balances, Beginning of Fiscal Year	Appropriations and Other Obligational Authority <sup>1</sup>	Transfers Borrowings and Investment (Net) <sup>2</sup>	Outlays (Net)	Balances Withdrawn and Other Transactions <sup>3</sup>	Balances, End of Fiscal Year	
	Period of Availability	ATA	AID	MAIN							SUB
U.S. Tax Court Fees, United States Tax Court Fund Resources: Undisbursed Funds	No Year		023	5633	000	3,858,911.69	1,776,580.75	-----	150,078.37	-----	5,485,414.07
<b>Trust Fund Accounts</b>											
Tax Court Judges Survivors Annuity Fund, United States Tax Court Fund Resources: Undisbursed Funds	No Year		023	8115	000	33,992.09	678,865.07	-113,637.58	546,219.58	-----	53,000.00
Unrealized Discount on Investments						-109,284.54	-----	-16,614.40	-----	-----	-125,898.94
Investments in US Treasury Securities						13,173,212.05	-----	130,251.98	-----	-----	13,303,464.03
	Subtotal		023	8115	000	13,097,919.60	678,865.07	0.00	546,219.58	-----	13,230,565.09
Total, United States Tax Court						28,003,308.32	213,238,445.82	0.00	57,739,693.48	1,234,529.02	182,267,531.64
<b>Legislative Branch Boards and Commissions</b>											
<b>General Fund Accounts</b>											
Salaries and Expenses, Commission on Security and Cooperation in Europe Fund Resources: Undisbursed Funds	2022-2023		009	0110	000	-----	2,908,000.00	-----	693,406.00	-----	2,214,594.00
	2021-2022					2,182,774.66	-----	-----	2,182,475.26	-----	299.40
	2019-2020					2,608.54	-----	-----	-----	-----	2,608.54
	2018-2019					146.67	-----	-----	-----	-----	146.67
	2017-2018					114,395.92	-----	-----	-----	-----	114,395.92
	2016-2017					133,931.87	-----	-----	-----	133,931.87	-----
	No Year					109,206.15	-----	-----	-----	-----	109,206.15
	Subtotal		009	0110	000	2,543,063.81	2,908,000.00	-----	2,875,881.26	133,931.87	2,441,250.68
Payment to Congressional Office for International Leadership Fund Resources: Undisbursed Funds	2021-2022		009	0145	000	-----	-----	438,854.00	438,854.00	-----	-----
	2020-2021					306,400.00	-----	-----	306,400.00	-----	-----
	2019-2020					390,269.45	-----	-----	390,269.45	-----	-----
	No Year					-----	6,000,000.00	-----	6,000,000.00	-----	-----
	Subtotal		009	0145	000	696,669.45	6,000,000.00	438,854.00	7,135,523.45	-----	- 0 -
International Conferences and Contingencies, House and Senate Expenses Fund Resources: Undisbursed Funds	No Year		009	0500	000	1,515,742.22	-----	-----	50,000.00	-----	1,465,742.22
John C. Stennis Center for Public Service Training and Development Fund Resources: Undisbursed Funds	2022		009	1200	000	-----	430,000.00	-----	408,877.95	-----	21,122.05
	2021					13,534.03	-----	-----	11,193.79	-----	2,340.24
	Subtotal		009	1200	000	13,534.03	430,000.00	-----	420,071.74	-----	23,462.29

Footnotes at End of Chapter

Appropriations, Outlays, and Balances - Continued

Appropriation or Fund Account  Title	Account Symbol				Balances, Beginning of Fiscal Year	Appropriations and Other Obligational Authority <sup>1</sup>	Transfers Borrowings and Investment (Net) <sup>2</sup>	Outlays (Net)	Balances Withdrawn and Other Transactions <sup>3</sup>	Balances, End of Fiscal Year	
	Period of Availability	ATA	AID	MAIN							SUB
Medicaid and CHIP Payment and Access Commission Fund Resources:											
Undisbursed Funds	2022		009	1801	000	-----	9,043,000.00	-----	7,306,579.42	-----	1,736,420.58
	2021					1,963,496.77	-----	-----	1,839,704.41	-----	123,792.36
	2020					46,537.83	-----	-----	34,563.24	-----	11,974.59
	2019					57,359.78	-----	-----	55,030.00	-----	2,329.78
	2018					920.59	-----	-----	-----	-----	920.59
	2017					727,539.83	-----	-----	-----	727,539.83	-----
	No Year					712,001.18	-----	-----	138,647.50	-----	573,353.68
	Subtotal		009	1801	000	3,507,855.98	9,043,000.00	-----	9,374,524.57	727,539.83	2,448,791.58
Salaries and Expenses, Medicare Payment Advisory Commission Fund Resources:											
Undisbursed Funds	2022		235	1550	000	-----	-----	-----	-3,420,293.68	-----	3,420,293.68
	2021					2,482,530.88	-----	-----	1,976,369.82	-----	506,161.06
	2020					552,835.87	-----	-----	8,049.18	-----	544,786.69
	2019					651,681.64	-----	-----	-368.76	-----	652,050.40
	2018					319,958.46	-----	-----	368.76	-----	319,589.70
	2017					330,884.23	-----	-----	-----	330,884.23	-----
	Subtotal		235	1550	000	4,337,891.08	-----	-----	-1,435,874.68	330,884.23	5,442,881.53
Salaries and Expenses, United States Semiquincentennial Commission Fund Resources:											
Undisbursed Funds	2019-2028		239	2780	000	9,244.72	-----	-----	-----	-----	9,244.72
	2021					1,014,349.94	-----	-----	39,256.97	-----	975,092.97
	2020					1,921.16	-----	-----	-----	-----	1,921.16
	No Year					-----	8,000,000.00	-----	6,586,524.63	-----	1,413,475.37
	Subtotal		239	2780	000	1,025,515.82	8,000,000.00	-----	6,625,781.60	-----	2,399,734.22
Salaries and Expenses, Western Hemisphere Drug Policy Commission Fund Resources:											
Undisbursed Funds	2019-2021		242	2800	000	247,376.64	-----	-----	-72.87	-----	247,449.51
	2019-2020					209,917.03	-----	-----	-----	-----	209,917.03
	Subtotal		242	2800	000	457,293.67	-----	-----	-72.87	-----	457,366.54
Expenses, Congressional-Executive Commission on the People's Republic of China Fund Resources:											
Undisbursed Funds	2022-2023		272	2930	000	-----	2,250,000.00	-----	1,109,799.92	-----	1,140,200.08
	2021-2022					1,010,053.48	-----	-----	1,009,795.24	-----	258.24
	2019-2020					481.38	-----	-----	-----	-----	481.38
	2018-2019					1,443.83	-----	-----	-----	-----	1,443.83
	2017-2018					78,172.45	-----	-----	-----	-----	78,172.45
	2016-2017					34,167.05	-----	-----	-----	34,167.05	-----
	No Year					371,450.91	-----	-----	195,174.43	-----	176,276.48

Footnotes at End of Chapter

## Appropriations, Outlays, and Balances - Continued

Appropriation or Fund Account  Title	Account Symbol				Balances, Beginning of Fiscal Year	Appropriations and Other Obligational Authority <sup>1</sup>	Transfers Borrowings and Investment (Net) <sup>2</sup>	Outlays (Net)	Balances Withdrawn and Other Transactions <sup>3</sup>	Balances, End of Fiscal Year	
	Period of Availability	ATA	AID	MAIN							SUB
Subtotal			272	2930	000	1,495,769.10	2,250,000.00	-----	2,314,769.59	34,167.05	1,396,832.46
Salaries and Expenses, Dwight D. Eisenhower Memorial Commission Fund Resources:											
Undisbursed Funds	No Year		283	2989	000	346,712.40	-----	-----	62,194.78	-----	284,517.62
Capital Construction, Dwight D. Eisenhower Memorial Commission Fund Resources:											
Undisbursed Funds	No Year		283	2990	000	513,951.86	-----	-----	503,295.71	-----	10,656.15
Salaries and Expenses, United States-China Economic and Security Review Commission Fund Resources:											
Undisbursed Funds	2022-2023		292	2973	000	-----	4,000,000.00	-----	2,641,393.83	-----	1,358,606.17
	2021-2022					1,165,507.44	-----	-----	1,090,704.15	-----	74,803.29
	2020-2021					11,711.34	-----	-----	7,972.78	-----	3,738.56
	2019-2020					3,685.97	-----	-----	-99.35	-----	3,785.32
	2018-2019					6,462.28	-----	-----	-----	-----	6,462.28
	2017-2018					14,202.31	-----	-----	-----	-----	14,202.31
	2016-2017					6,509.00	-----	-----	-----	6,509.00	-----
	No Year					87,420.79	-----	-----	-----	-----	87,420.79
Subtotal			292	2973	000	1,295,499.13	4,000,000.00	-----	3,739,971.41	6,509.00	1,549,018.72
Salaries and Expenses, United States Commission on International Religious Freedom Fund Resources:											
Undisbursed Funds	2022-2023		295	2975	000	-----	4,500,000.00	-----	1,938,680.72	-----	2,561,319.28
	2021-2022					2,636,856.59	-----	-----	2,426,401.88	-----	210,454.71
	2020-2021					1,228,310.32	-----	-----	158,646.85	-----	1,069,663.47
	2019-2020					-26,831.95	-----	-----	-----	-----	<sup>4</sup> -26,831.95
	2018-2019					8,742.56	-----	-----	-----	-----	8,742.56
	2017-2018					38,883.74	-----	-----	-----	-----	38,883.74
	2016-2017					48,120.80	-----	-----	-----	48,120.80	-----
	No Year					128,493.48	-----	-----	-----	-----	128,493.48
Subtotal			295	2975	000	4,062,575.54	4,500,000.00	-----	4,523,729.45	48,120.80	3,990,725.29
Salaries and Expenses, Commission on the State of U.S. Olympics and Paralympics Fund Resources:											
Undisbursed Funds	2022-2023		546	2997	000	-----	2,000,000.00	-----	38,243.25	-----	1,961,756.75
<b>Special Fund Accounts</b>											
Senate Preservation Fund, Library of Congress, Senate Fund Resources:											
Undisbursed Funds	No Year		000	5509	000	250.00	1,429.62	-1,429.62	-----	-----	250.00
Unrealized Discount on Investments						-189.51	-----	-9,213.52	-----	-----	-9,403.03
Investments in US Treasury Securities						493,197.56	-----	10,643.14	-----	-----	503,840.70

Footnotes at End of Chapter

Appropriations, Outlays, and Balances - Continued

Appropriation or Fund Account  Title	Account Symbol				Balances, Beginning of Fiscal Year	Appropriations and Other Obligational Authority <sup>1</sup>	Transfers Borrowings and Investment (Net) <sup>2</sup>	Outlays (Net)	Balances Withdrawn and Other Transactions <sup>3</sup>	Balances, End of Fiscal Year
	Period of Availability	ATA	AID	MAIN						
Subtotal		000	5509	000	493,258.05	1,429.62	-----	-----	-----	494,687.67
Dwight D. Eisenhower Memorial Fund Fund Resources:										
Undisbursed Funds	No Year	283	5549	000	14,174.32	-----	-----	14,000.00	-----	174.32
Salaries and Expenses, World War I Centennial Commission Fund Resources:										
Undisbursed Funds	2022-2023	480	5589	000	-----	1,000,000.00	-----	966,734.42	-----	33,265.58
	2021-2022				630,916.92	-----	-----	611,278.80	-----	19,638.12
	2020-2021				121,451.72	-----	-----	112,585.80	-----	8,865.92
	No Year				210,262.53	-----	-----	6,412.88	-----	203,849.65
Subtotal		480	5589	000	962,631.17	1,000,000.00	-----	1,697,011.90	-----	265,619.27
<b>Trust Fund Accounts</b>										
Congressional Office for International Leadership Fund Resources:										
Undisbursed Funds	No Year	009	8148	000	724,019.85	6,114,058.73	-613,000.00	5,694,264.11	-----	530,814.47
Investments in US Treasury Securities					6,355,000.00	-----	613,000.00	-----	-----	6,968,000.00
Subtotal		009	8148	000	7,079,019.85	6,114,058.73	-----	5,694,264.11	-----	7,498,814.47
John C. Stennis Center for Public Service Training and Development Fund Resources:										
Undisbursed Funds	No Year	009	8275	000	327,021.74	1,236,531.98	-248,000.00	997,674.50	-----	317,879.22
Investments in US Treasury Securities					17,293,000.00	-----	248,000.00	-----	-----	17,541,000.00
Funds Held Outside the Treasury					800.00	-----	-----	-----	-----	800.00
Subtotal		009	8275	000	17,620,821.74	1,236,531.98	-----	997,674.50	-----	17,859,679.22
Capitol Preservation Fund, U.S. Capitol Preservation Commission Fund Resources:										
Undisbursed Funds	No Year	009	8300	000	200.00	21,837.16	-21,837.16	-----	-----	200.00
Unrealized Discount on Investments					-1,834.33	-----	-85,582.28	-----	-----	-87,416.61
Investments in US Treasury Securities					11,162,999.78	-----	107,419.44	-----	-----	11,270,419.22
Subtotal		009	8300	000	11,161,365.45	21,837.16	-----	-----	-----	11,183,202.61
Total, Legislative Branch Boards and Commissions					59,143,344.67	47,504,857.49	438,854.00	44,630,989.77	1,281,152.78	61,174,913.61
<b>Deductions for Offsetting Receipts</b>										
Proprietary Receipts from the Public					-----	-33,146,272.46	-----	-33,146,272.46	-----	-----
Intrabudgetary Receipts Deducted by Agency					-----	-7,182,388.62	-----	-7,182,388.62	-----	-----
Total, Offsetting Receipts					-----	-40,328,661.08	-----	-40,328,661.08	-----	-----
Total, Legislative Branch					3,898,749,724.46	6,340,650,222.29	-16,791,146.00	5,751,590,215.88	38,225,228.06	4,432,793,356.81

Footnotes at End of Chapter

## Appropriations, Outlays, and Balances - Continued

### Footnotes

- 1 The amounts in this column, unless otherwise footnoted, represent appropriations, increases and rescissions in borrowing authority or new contract authority. Appropriation accounts with appropriation transfer activity are presented in Table 1 (Appropriations and Appropriation Transfers) at the end of this chapter.
- 2 The amounts in this column, unless otherwise footnoted, represent transfers - other than appropriation transfers, borrowings (gross), investments (net), unrealized discounts or funds held outside the Treasury.
- 3 The amounts shown in this column for the "Senate", "The House of Representatives", and "Joint", unless otherwise footnoted, represent unexpended balances withdrawn pursuant to 2 U.S.C. 104 (a). Amounts shown for "Congressional Budget Office", "Architect of the Capitol", "Library of Congress", "Government Printing Office", "General Accounting Office", "Other Legislative Branch Agencies", and "United States Tax Court", unless otherwise footnoted, represent obligated balances canceled for fiscal year 2017 pursuant to 31 U.S.C. 1553.
- 4 Subject to disposition by the administrative agency.
- 5 Represents payments to the heirs of Don Young and Jim Hagedorn.
- 6 This account was not certified to Treasury in accordance with Treasury certification standards to indicate the amounts were certified with the criteria of 31 U.S.C. 1501.
- 7 The opening balance(s) of the following account(s) have been adjusted during the current fiscal year and do not agree with last year's closing balance(s):

<u>Account Symbol: (ATA, AID, POA, MAIN, SUB)</u>	<u>Adjustment</u>
010            X 4518 000 - Authority to Borrow from the Public	\$4,630,068.00
003            2017 0101 000 - Undisbursed Funds	-\$30,644.13
003            2017 0101 000 - Funds Held Outside the Treasury	\$30,644.13
003            2016 0101 000 - Funds Held Outside the Treasury	-\$30,644.13

Note: Pursuant to 31 U.S.C. 3513, only executive agencies are required to report their financial condition.

**Footnotes**

**Table 1 - Appropriations and Appropriation Transfers - Legislative Branch**

AID	ATA	Period of Availability	MAIN	Net Appropriations and Appropriation Transfers	Appropriation Amount	Net Appropriation Transfers	AID Involved	ATA Involved	Period of Availability Involved	MAIN Involved	Amount From or To (-)
000		22	0110	231,917,000.00	239,404,000.00	-7,487,000.00	000		22	0123	-287,000.00
							000		22	0127	-7,200,000.00
000		22	0123	287,000.00	0.00	287,000.00	000		22	0110	287,000.00
000		22	0127	7,200,000.00	0.00	7,200,000.00	000		22	0110	7,200,000.00
000		X	0400	124,229,100.33	108,289,000.00	15,940,100.33	000		22	0400	17,940,100.33
							000		2223	0400	-2,000,000.00
000		22	0400	982,936,041.91	1,029,022,245.00	-46,086,203.09	000		X	0400	-17,940,100.33
							000		2223	0400	-28,146,102.76
000		2223	0400	607,830,902.76	577,684,800.00	30,146,102.76	000		X	0400	2,000,000.00
							000		22	0400	28,146,102.76
001		22	0127	72,422,500.00	63,422,500.00	9,000,000.00	001		X	0137	9,000,000.00
001		X	0137	-9,000,000.00	0.00	-9,000,000.00	001		22	0127	-9,000,000.00
002		22	0476	137,648,000.00	133,648,000.00	4,000,000.00	002		22	0477	4,000,000.00
002		22	0477	464,861,000.00	468,861,000.00	-4,000,000.00	002		22	0476	-4,000,000.00
<b>Total</b>				<b>2,620,331,545.00</b>	<b>2,620,331,545.00</b>	<b>0.00</b>					-----



**This Page Left Blank Intentionally**

---

**Appropriations, Outlays, and Balances - Continued**

Appropriation or Fund Account  Title	Account Symbol				Balances, Beginning of Fiscal Year	Appropriations and Other Obligational Authority <sup>1</sup>	Transfers Borrowings and Investment (Net) <sup>2</sup>	Outlays (Net)	Balances Withdrawn and Other Transactions <sup>3</sup>	Balances, End of Fiscal Year	
	Period of Availability	ATA	AID	MAIN							SUB
<b>Judicial Branch</b>											
<b>Supreme Court of the United States</b>											
<b>General Fund Accounts</b>											
Salaries and Expenses, Supreme Court of the United States, The Judiciary											
Fund Resources:											
Undisbursed Funds	2022-2023		010	0100	000	-----	9,100,000.00	-----	2,655,064.43	-----	6,444,935.57
	2022					-----	99,838,000.00	-6,800.00	94,880,183.11	-----	4,951,016.89
	2021					12,822,874.09	-----	6,800.00	9,082,506.49	-----	3,747,167.60
	2020					4,085,661.21	-----	-----	484,426.80	-----	3,601,234.41
	2019					3,611,609.49	-----	-----	195,644.10	-----	3,415,965.39
	2018					5,344,914.81	-----	-----	-----	-----	5,344,914.81
	2017					2,394,679.27	-----	-----	-56.89	2,394,736.16	-----
	No Year					4,325,249.47	1,500,000.00	-----	1,170,739.88	-----	4,654,509.59
Funds Held Outside the Treasury	2022					-----	-----	6,800.00	-----	-----	6,800.00
	2021					6,800.00	-----	-6,800.00	-----	-----	-----
	Subtotal		010	0100	000	32,591,788.34	110,438,000.00	-----	108,468,507.92	2,394,736.16	32,166,544.26
Care of the Building and Grounds, Supreme Court, The Judiciary											
Fund Resources:											
Undisbursed Funds	No Year		010	0103	000	26,697,388.00	6,934,000.00	-----	9,100,032.11	-----	24,531,355.89
Transfer To:											
Architect of the Capitol	No Year	001	010	0103	000	-539,550.44	7,500,000.00	-----	6,438,186.76	-----	522,262.80
	Subtotal		010	0103	000	26,157,837.56	14,434,000.00	-----	15,538,218.87	-----	25,053,618.69
<b>Total, Supreme Court of the United States</b>						<b>58,749,625.90</b>	<b>124,872,000.00</b>	<b>-----</b>	<b>124,006,726.79</b>	<b>2,394,736.16</b>	<b>57,220,162.95</b>
<b>United States Court of Appeals for the Federal Circuit</b>											
<b>General Fund Accounts</b>											
Salaries and Expenses, United States Court of Appeals for the Federal Circuit, The Judiciary											
Fund Resources:											
Undisbursed Funds	2022		010	0510	000	-----	37,521,177.93	-----	30,037,321.99	-----	7,483,855.94
	2021					4,609,589.53	-----	-----	2,705,782.49	-----	1,903,807.04
	2020					1,949,044.08	-----	-----	336,251.21	-----	1,612,792.87
	2019					1,372,038.49	-----	-----	-627.37	-----	1,372,665.86
	2018					846,305.76	-----	-----	-----	-----	846,305.76
	2017					532,132.66	-----	-----	-----	532,132.66	-----
	Subtotal		010	0510	000	9,309,110.52	37,521,177.93	-----	33,078,728.32	532,132.66	13,219,427.47
<b>Total, United States Court of Appeals for the Federal Circuit</b>						<b>9,309,110.52</b>	<b>37,521,177.93</b>	<b>-----</b>	<b>33,078,728.32</b>	<b>532,132.66</b>	<b>13,219,427.47</b>
<b>United States Court of International Trade</b>											
<b>General Fund Accounts</b>											

Footnotes at End of Chapter

## Appropriations, Outlays, and Balances - Continued

Appropriation or Fund Account  Title	Account Symbol				Balances, Beginning of Fiscal Year	Appropriations and Other Obligational Authority <sup>1</sup>	Transfers Borrowings and Investment (Net) <sup>2</sup>	Outlays (Net)	Balances Withdrawn and Other Transactions <sup>3</sup>	Balances, End of Fiscal Year	
	Period of Availability	ATA	AID	MAIN							SUB
<b>Salaries and Expenses, United States Court of International Trade, The Judiciary</b>											
Fund Resources:											
Undisbursed Funds	2022		010	0400	000	-----	22,317,080.05	-----	21,632,764.77	-----	684,315.28
	2021					1,852,439.76	-----	-----	949,520.40	-----	902,919.36
	2020					996,923.82	-----	-----	880,417.02	-----	116,506.80
	2019					366,558.14	-----	-----	60,207.55	-----	306,350.59
	2018					872,708.88	-----	-----	76,856.44	-----	795,852.44
	2017					1,778,830.47	-----	-----	-----	1,778,830.47	-----
	Subtotal		010	0400	000	5,867,461.07	22,317,080.05	-----	23,599,766.18	1,778,830.47	2,805,944.47
Total, United States Court of International Trade						5,867,461.07	22,317,080.05	-----	23,599,766.18	1,778,830.47	2,805,944.47
<b>Courts of Appeals, District Courts, and Other Judicial Services</b>											
<b>General Fund Accounts</b>											
Salaries and Expenses, Courts of Appeals, District Courts, and Other Judicial Services, The Judiciary											
Fund Resources:											
Undisbursed Funds	2022		010	0920	000	-----	6,055,467,400.14	-----	5,888,141,671.33	-----	167,325,728.81
	2021					280,413,285.97	-----	-----	280,413,285.97	-----	-----
	2020					95,302.03	-----	-----	95,302.03	-----	-----
	2019					86,900.82	-----	-----	86,900.82	-----	-----
	No Year					64,480,241.09	17,224,304.00	-----	10,842,894.53	-----	70,861,650.56
	Subtotal		010	0920	000	345,075,729.91	6,072,691,704.14	-----	6,179,580,054.68	-----	238,187,379.37
Defender Services, Court of Appeals, District Courts, and Other Judicial Services, The Judiciary											
Fund Resources:											
Undisbursed Funds	No Year		010	0923	000	225,782,292.95	1,310,775,000.00	-----	1,316,820,343.74	-----	219,736,949.21
Fees of Jurors and Commissioners, Court of Appeals, District Courts and Other Judicial Services, The Judiciary											
Fund Resources:											
Undisbursed Funds	No Year		010	0925	000	21,192,857.41	32,603,000.00	-----	49,555,644.08	-----	4,240,213.33
Court Security, Court of Appeals, District Courts, and Other Judicial Services, The Judiciary											
Fund Resources:											
Undisbursed Funds	2022		010	0930	000	-----	111,763,000.00	-----	83,813,054.46	-----	27,949,945.54
	2021					7,528,772.71	-----	-----	1,079,859.10	-----	6,448,913.61
	2020					2,718,708.72	-----	-----	306,975.02	-----	2,411,733.70
	2019					1,678,721.71	-----	-----	216,012.61	-----	1,462,709.10
	2018					4,656,616.82	-----	-4,020,081.07	15,582.33	-----	620,953.42
	2017					5,050,747.22	-----	-641,113.56	-----	4,409,633.66	-----
	No Year					24,174,318.78	2,973,284.00	2,000.00	2,764,384.00	-----	24,385,218.78
Transfer To:											
United States Marshals Service, Justice	2022	015	010	0930	003	-----	590,063,716.00	-----	439,617,137.49	-----	150,446,578.51

Footnotes at End of Chapter

Appropriations, Outlays, and Balances - Continued

Appropriation or Fund Account  Title	Account Symbol				Balances, Beginning of Fiscal Year	Appropriations and Other Obligational Authority <sup>1</sup>	Transfers Borrowings and Investment (Net) <sup>2</sup>	Outlays (Net)	Balances Withdrawn and Other Transactions <sup>3</sup>	Balances, End of Fiscal Year	
	Period of Availability	ATA	AID	MAIN							SUB
	2021				151,431,878.85	-----	-----	87,866,553.79	-----	63,565,325.06	
	2020				56,577,950.82	-----	-----	17,595,958.40	-----	38,981,992.42	
	2019				31,022,079.69	-----	-3,500,000.00	7,759,526.12	-----	19,762,553.57	
	2018				13,480,163.19	-----	-3,500,000.00	3,219,068.48	-----	6,761,094.71	
	2017				6,705,520.35	-----	-3,338,805.37	3,366,714.98	-----	-----	
	No Year				37,574,271.03	-----	14,998,000.00	13,138,827.29	-----	39,433,443.74	
	Subtotal		010	0930	000	704,800,000.00	-----	660,759,654.07	4,409,633.66	382,230,462.16	
<b>Special Fund Accounts</b>											
Filing Fees, The Judiciary Fund Resources: Undisbursed Funds	No Year		010	5100	000	<sup>4</sup> 587,502,414.53	166,460,971.00	-----	140,768,418.79	-----	613,194,966.74
Registry Administration Account, The Judiciary Fund Resources: Undisbursed Funds	No Year		010	5101	000	-----	948,080.79	-----	948,080.79	-----	-----
Judicial Information Technology Fund, The Judiciary Fund Resources: Undisbursed Funds	No Year		010	5114	000	576,403,658.02	740,564,634.18	-----	608,538,699.12	-----	708,429,593.08
Total, Courts of Appeals, District Courts, and Other Judicial Services						2,098,556,702.71	9,028,843,390.11	-----	8,956,970,895.27	4,409,633.66	2,166,019,563.89
<b>Administrative Office of the United States Courts</b>											
<b>General Fund Accounts</b>											
Salaries and Expenses, Administrative Office of the United States Courts, The Judiciary Fund Resources: Undisbursed Funds	2022		010	0927	000	-----	98,545,000.00	-----	98,545,000.00	-----	-----
	2019					6,039.36	-----	-----	6,039.36	-----	-----
	2018					1,206.36	-----	-----	1,206.36	-----	-----
	Subtotal		010	0927	000	7,245.72	98,545,000.00	-----	98,552,245.72	-----	- 0 -
<b>Special Fund Accounts</b>											
Chapter 7 Trustee Fund, Administrative Office of the United States Courts, The Judiciary Fund Resources: Undisbursed Funds	No Year		010	5116	000	<sup>4</sup> 13,227,360.00	-----	-----	12,909,660.00	-----	317,700.00
Total, Administrative Office of the United States Courts						13,234,605.72	98,545,000.00	-----	111,461,905.72	-----	317,700.00
<b>Federal Judicial Center</b>											
<b>General Fund Accounts</b>											
Salaries and Expenses, Federal Judicial Center, The Judiciary Fund Resources: Undisbursed Funds	2022-2023		010	0928	000	-----	1,800,000.00	-----	3,671.79	-----	1,796,328.21
	2022					-----	28,085,000.00	-----	25,838,592.59	-----	2,246,407.41
	2021-2022					1,793,348.16	-----	-----	1,663,847.18	-----	129,500.98

Footnotes at End of Chapter

## Appropriations, Outlays, and Balances - Continued

Appropriation or Fund Account  Title	Account Symbol				Balances, Beginning of Fiscal Year	Appropriations and Other Obligational Authority <sup>1</sup>	Transfers Borrowings and Investment (Net) <sup>2</sup>	Outlays (Net)	Balances Withdrawn and Other Transactions <sup>3</sup>	Balances, End of Fiscal Year					
	Period of Availability	ATA	AID	MAIN							SUB				
	2021				2,243,765.53	-----	-----	1,694,572.74	-----	549,192.79					
	2020-2021				1,299,188.65	-----	-----	14,545.78	-----	1,284,642.87					
	2020				1,508,617.82	-----	-----	96,552.49	-----	1,412,065.33					
	2019-2020				348,951.60	-----	-----	257.01	-----	348,694.59					
	2019				379,272.95	-----	-----	73.41	-----	379,199.54					
	2018-2019				117,754.51	-----	-----	-----	-----	117,754.51					
	2018				204,452.53	-----	-----	5,000.00	-----	199,452.53					
	2017-2018				78,648.41	-----	-----	600.00	-----	78,048.41					
	2017				175,995.14	-----	-----	-----	175,995.14	-----					
	2016-2017				57,677.93	-----	-----	-----	57,677.93	-----					
	Subtotal		010	0928	000	8,207,673.23	29,885,000.00	-----	29,317,712.99	233,673.07	8,541,287.17				
Total, Federal Judicial Center						8,207,673.23	29,885,000.00	-----	29,317,712.99	233,673.07	8,541,287.17				
<b>Judicial Retirement Funds</b>															
<b>General Fund Accounts</b>															
Payment to Judiciary Trust Funds, Judicial Retirement Funds, The Judiciary Fund Resources:															
Undisbursed Funds					2022		010	0941	000	-----	272,600,000.00	-----	-----		
<b>Trust Fund Accounts</b>															
Judicial Survivors Annuity Fund, The Judiciary Fund Resources:															
Undisbursed Funds					No Year		010	8110	000	2,482,105.23	68,209,123.15	-31,139,496.74	38,672,394.30	-----	879,337.34
Unrealized Discount on Investments										-2,878,719.85	-----	-1,427,242.33	-----	-4,305,962.18	
Investments in US Treasury Securities										579,586,595.03	-----	32,566,739.07	-----	612,153,334.10	
Subtotal							010	8110	000	579,189,980.41	68,209,123.15	-----	38,672,394.30	-----	608,726,709.26
Judicial Officers Retirement Fund, The Judiciary Fund Resources:															
Undisbursed Funds					No Year		010	8122	000	10,880,471.22	281,527,373.00	-146,615,286.33	145,489,252.92	-----	303,304.97
Unrealized Discount on Investments										-1,818,361.81	-----	-4,817,952.48	-----	-6,636,314.29	
Investments in US Treasury Securities										990,721,806.00	-----	151,433,238.81	-----	1,142,155,044.81	
Subtotal							010	8122	000	999,783,915.41	281,527,373.00	-----	145,489,252.92	-----	1,135,822,035.49
Claims Court Judges Retirement Fund, The Judiciary Fund Resources:															
Undisbursed Funds					No Year		010	8124	000	435,303.94	6,394,941.47	-1,351,262.69	5,457,873.31	-----	21,109.41
Unrealized Discount on Investments										-169,137.36	-----	-48,245.18	-----	-217,382.54	
Investments in US Treasury Securities										39,380,406.03	-----	1,399,507.87	-----	40,779,913.90	
Subtotal							010	8124	000	39,646,572.61	6,394,941.47	0.00	5,457,873.31	-----	40,583,640.77
Total, Judicial Retirement Funds										1,618,620,468.43	628,731,437.62	0.00	462,219,520.53	-----	1,785,132,385.52

Footnotes at End of Chapter

Appropriations, Outlays, and Balances - Continued

Appropriation or Fund Account  Title	Account Symbol				Balances, Beginning of Fiscal Year	Appropriations and Other Obligational Authority <sup>1</sup>	Transfers Borrowings and Investment (Net) <sup>2</sup>	Outlays (Net)	Balances Withdrawn and Other Transactions <sup>3</sup>	Balances, End of Fiscal Year
	Period of Availability	ATA	AID	MAIN						
<b>United States Sentencing Commission</b>										
<b>General Fund Accounts</b>										
Salaries and Expenses, United States Sentencing Commission, The Judiciary Fund Resources:										
Undisbursed Funds	2022		010	0938	000	----- 20,564,000.00	----- -----	17,210,914.36	-----	3,353,085.64
	2021					4,118,235.53	-----	3,523,938.97	-----	594,296.56
	2020					578,504.48	-----	354,782.47	-----	223,722.01
	2019					264,695.73	-----	9,681.43	-----	255,014.30
	2018					231,363.48	-----	-7,324.50	-----	238,687.98
	2017					231,513.10	-----	8,313.54	223,199.56	-----
	No Year					835.55	-----	-----	-----	835.55
	Subtotal		010	0938	000	5,425,147.87	20,564,000.00	21,100,306.27	223,199.56	4,665,642.04
Total, United States Sentencing Commission						5,425,147.87	20,564,000.00	21,100,306.27	223,199.56	4,665,642.04
<b>Deductions for Offsetting Receipts</b>										
Proprietary Receipts from the Public						----- -149,970,509.67	----- -----	-149,970,509.67	-----	-----
Intrabudgetary Receipts Deducted by Agency						----- -891,898,663.72	----- -----	-891,898,663.72	-----	-----
Total, Offsetting Receipts						----- -1,041,869,173.39	----- -----	-1,041,869,173.39	-----	-----
Total, Judicial Branch						3,817,970,795.45	8,949,409,912.32	0.00	8,719,886,388.68	9,572,205.58
										4,037,922,113.51

Footnotes at End of Chapter

# Appropriations, Outlays, and Balances - Continued

## Footnotes

- 1 The amounts in this column, unless otherwise footnoted, represent appropriations, increases and rescissions in borrowing authority or new contract authority. Appropriation accounts with appropriation transfer activity are presented in Table 1 (Appropriations and Appropriation Transfers) at the end of this chapter.
- 2 The amounts in this column, unless otherwise footnoted, represent transfers - other than appropriation transfers, borrowings (gross), investments (net), unrealized discounts or funds held outside the Treasury.
- 3 The amounts in this column, unless otherwise footnoted, represent obligated balances canceled for fiscal year 2017 pursuant to 31 U.S.C. 1553 and adjustments to borrowing and contract authority.
- 4 The opening balance(s) of the following account(s) have been adjusted during the current fiscal year and do not agree with last year's closing balance(s):

<u>Account Symbol:</u> (ATA, AID, POA, MAIN, SUB)	<u>Adjustment</u>
010 X 5100 000 - Undi sbursed Funds	\$355, 701. 00
010 X 5116 000 - Undi sbursed Funds	\$13, 227, 360. 00

Note: Pursuant to 31 U.S.C. 3513, only executive agencies are required to report their financial condition.

**Footnotes**

**Table 1 - Appropriations and Appropriation Transfers - Judicial Branch**

AID	ATA	Period of Availability	MAIN	Net Appropriations and Appropriation Transfers	Appropriation Amount	Net Appropriation Transfers	AID Involved	ATA Involved	Period of Availability Involved	MAIN Involved	Amount From or To (-)
010	001	X	0103	7,500,000.00	0.00	7,500,000.00	010		X	0103	7,500,000.00
010		X	0103	6,934,000.00	14,434,000.00	-7,500,000.00	010	001	X	0103	-7,500,000.00
010		X	0920	17,224,304.00	0.00	17,224,304.00	010		22	0920	17,224,304.00
010		22	0920	6,055,467,400.14	6,040,291,704.14	15,175,696.00	010		X	0920	-17,224,304.00
							010		X	0923	32,400,000.00
010		X	0923	1,310,775,000.00	1,343,175,000.00	-32,400,000.00	010		22	0920	-32,400,000.00
010		X	0930	2,973,284.00	0.00	2,973,284.00	010		22	0930	2,973,284.00
010		22	0930	111,763,000.00	704,800,000.00	-593,037,000.00	010		X	0930	-2,973,284.00
							010	015	22	0930	-590,063,716.00
010	015	22	0930	590,063,716.00	0.00	590,063,716.00	010		22	0930	590,063,716.00
<b>Total</b>				<b>8,102,700,704.14</b>	<b>8,102,700,704.14</b>	<b>-----</b>					<b>-----</b>



**This Page Left Blank Intentionally**

---

Appropriations, Outlays, and Balances - Continued

Appropriation or Fund Account  Title	Account Symbol				Balances, Beginning of Fiscal Year	Appropriations and Other Obligational Authority <sup>1</sup>	Transfers Borrowings and Investment (Net) <sup>2</sup>	Outlays (Net)	Balances Withdrawn and Other Transactions <sup>3</sup>	Balances, End of Fiscal Year	
	Period of Availability	ATA	AID	MAIN SUB							
<p><b>Department of Agriculture</b> <b>Office of the Secretary</b> <b>General Fund Accounts</b></p>											
<p>Office of the Secretary, Agriculture Fund Resources:</p>											
Undisbursed Funds	2022-2031		012	0115	000	-----	2,559,000,000.00	-----	4,533.56	-----	2,558,995,466.44
	2022-2028					-----	100,000,000.00	-----	-----	-----	100,000,000.00
	2022-2024					-----	10,000,000,000.00	-----	7,566,924,755.67	-----	2,433,075,244.33
	2021-2024					-----	47,540,730.46	-----	42,879,281.88	-----	4,661,448.58
	2022					-----	73,896,816.00	-----	41,974,352.63	<sup>5</sup> 1,140,000.00	30,782,463.37
	2020-2022					358,972,907.09	-----	-----	180,661,496.93	-----	178,311,410.16
	2021					20,118,228.71	-----	-----	1,398,913.39	-----	18,719,315.32
	2019-2021					188,872,498.38	-----	-----	3,840,063.51	-----	185,032,434.87
	2020					423,407,267.24	-----	-----	2,116,195.72	-----	421,291,071.52
	2018-2020					167,393,416.06	-----	-----	3,100,628.82	-----	164,292,787.24
	2019					9,345,614.46	-----	-----	4,452,271.80	-----	4,893,342.66
	2018					1,251,586.55	-----	-----	131,540.74	-----	1,120,045.81
	2017					1,067,990.17	-----	-----	63,778.54	1,004,211.63	-----
	No Year					<sup>6</sup> 9,626,916,694.46	-970,000,000.00	-----	2,353,256,999.78	929,089,298.00	5,374,570,396.68
	Subtotal		012	0115	000	10,797,346,203.12	11,810,437,546.46	-----	10,200,804,812.97	931,233,509.63	11,475,745,426.98
<p>Office of the Under Secretary for Research, Education and Economics, Agriculture Fund Resources:</p>											
Undisbursed Funds	2022		012	0124	000	-----	3,727,000.00	-----	1,331,590.60	-----	2,395,409.40
	2021					-941,785.11	-----	-----	-1,734,117.93	-----	792,332.82
	2020					-700,159.54	-----	-----	-553,187.14	-----	<sup>7</sup> -146,972.40
	2019					-148,942.77	-----	-----	10.01	-----	<sup>7</sup> -148,952.78
	2018					156,683.14	-----	-----	-62.45	-----	156,745.59
	2017					-173,457.33	-----	-----	-245,014.94	71,557.61	-----
	Subtotal		012	0124	000	-1,807,661.61	3,727,000.00	-----	-1,200,781.85	71,557.61	3,048,562.63
<p>Office of the Under Secretary for Marketing and Regulatory Programs, Cooperative State Research, Education, and Extension Service, Agriculture Fund Resources:</p>											
Undisbursed Funds	2022		012	0125	000	-----	1,577,000.00	-----	823,994.51	-----	753,005.49
	2021					354,295.06	-----	-----	103,349.57	-----	250,945.49
	2020					104,962.44	-----	-----	145.47	-----	104,816.97
	2019					104,291.69	-----	-----	2.73	-----	104,288.96
	2018					102,361.89	-----	-----	-1.85	-----	102,363.74
	2017					2,437.73	-----	-----	0.42	2,437.31	-----

Footnotes at End of Chapter

## Appropriations, Outlays, and Balances - Continued

Appropriation or Fund Account  Title	Account Symbol				Balances, Beginning of Fiscal Year	Appropriations and Other Obligational Authority <sup>1</sup>	Transfers Borrowings and Investment (Net) <sup>2</sup>	Outlays (Net)	Balances Withdrawn and Other Transactions <sup>3</sup>	Balances, End of Fiscal Year	
	Period of Availability	ATA	AID	MAIN							SUB
	Subtotal		012	0125	000	668,348.81	1,577,000.00	-----	927,490.85	2,437.31	1,315,420.65
Office of the Under Secretary for Farm and Foreign Agricultural Services, Agriculture											
Fund Resources:											
Undisbursed Funds	2022		012	0126	000	-----	1,687,000.00	-----	1,118,549.24	-----	568,450.76
	2021					347,686.61	-----	-----	75,646.98	-----	272,039.63
	2020					21,750.22	-----	-----	95.70	-----	21,654.52
	2019					98,250.27	-----	-----	1.79	-----	98,248.48
	2018					89,493.62	-----	-----	-1.85	-----	89,495.47
	2017					6,492.51	-----	-----	0.31	6,492.20	-----
	Subtotal		012	0126	000	563,673.23	1,687,000.00	-----	1,194,292.17	6,492.20	1,049,888.86
Office of the Under Secretary for Rural Development, Agriculture											
Fund Resources:											
Undisbursed Funds	2022		012	0127	000	-----	1,580,000.00	-----	723,198.56	-----	856,801.44
	2021					177,475.54	-----	-----	83,940.59	-----	93,534.95
	2020					178,967.63	-----	-----	145.47	-----	178,822.16
	2017					5,209.03	-----	-----	0.77	5,208.26	-----
	Subtotal		012	0127	000	361,652.20	1,580,000.00	-----	807,285.39	5,208.26	1,129,158.55
Office of the Assistant Secretary for Natural Resources and Environment, Agriculture											
Fund Resources:											
Undisbursed Funds	2022		012	0128	000	-----	1,000,000.00	-----	716,313.86	-----	283,686.14
	2021					528,768.40	-----	-----	235,895.26	-----	292,873.14
	2020					53,794.23	-----	-----	49.77	-----	53,744.46
	2019					95,660.76	-----	-----	0.94	-----	95,659.82
	2018					83,194.03	-----	-----	-1.85	-----	83,195.88
	2017					5,680.30	-----	-----	0.44	5,679.86	-----
	Subtotal		012	0128	000	767,097.72	1,000,000.00	-----	952,258.42	5,679.86	809,159.44
Office of the Under Secretary for Food, Nutrition and Consumer Services, Agriculture											
Fund Resources:											
Undisbursed Funds	2022		012	0129	000	-----	1,021,630.00	-----	617,268.56	-----	404,361.44
	2021					184,684.10	-----	-----	115,897.80	-----	68,786.30
	2020					150,605.73	-----	-----	145.47	-----	150,460.26
	2019					92,852.79	-----	-----	2.73	-----	92,850.06
	2018					148,024.81	-----	-----	-1.85	-----	148,026.66
	2017					5,149.91	-----	-----	0.32	5,149.59	-----
	Subtotal		012	0129	000	581,317.34	1,021,630.00	-----	733,313.03	5,149.59	864,484.72
Office of the Assistant Secretary for Civil Rights, Agriculture											
Fund Resources:											
Undisbursed Funds	2022		012	0130	000	-----	1,426,000.00	-----	663,541.42	-----	762,458.58
	2021					248,239.53	-----	-----	44,943.79	-----	203,295.74

Footnotes at End of Chapter

Appropriations, Outlays, and Balances - Continued

Appropriation or Fund Account  Title	Account Symbol				Balances, Beginning of Fiscal Year	Appropriations and Other Obligational Authority <sup>1</sup>	Transfers Borrowings and Investment (Net) <sup>2</sup>	Outlays (Net)	Balances Withdrawn and Other Transactions <sup>3</sup>	Balances, End of Fiscal Year	
	Period of Availability	ATA	AID	MAIN							SUB
	2020				266,417.33	-----	-----	99.61	-----	266,317.72	
	2019				115,350.51	-----	-----	1.92	-----	115,348.59	
	2018				128,124.69	-----	-----	-1.91	-----	128,126.60	
	2017				6,571.32	-----	-----	0.30	6,571.02	-----	
	Subtotal		012	0130	000	764,703.38	1,426,000.00	-----	708,585.13	6,571.02	1,475,547.23
Office of the Under Secretary for Trade and Foreign Agricultural Affairs, Office of the Secretary, Agriculture Fund Resources:											
Undisbursed Funds	2022		012	0176	000	-----	908,000.00	-----	528,877.21	-----	379,122.79
	2021				218,419.42	-----	-----	101,815.16	-----	116,604.26	
	2020				83,953.31	-----	-----	145.47	-----	83,807.84	
	2019				74,797.82	-----	-----	2.73	-----	74,795.09	
	2018				90,008.52	-----	-----	-----	-----	90,008.52	
	Subtotal		012	0176	000	467,179.07	908,000.00	-----	630,840.57	-----	744,338.50
Office of Codex Alimentarius, Office of the Secretary, Agriculture Fund Resources:											
Undisbursed Funds	2022		012	0177	000	-----	4,841,000.00	-----	1,973,636.66	-----	2,867,363.34
	2021				3,036,865.03	-----	-----	1,458,448.41	-----	1,578,416.62	
	2020				1,790,043.49	-----	-----	700,639.92	-----	1,089,403.57	
	2019				609,583.38	-----	-----	87,581.72	-----	522,001.66	
	2018				686,140.18	-----	-----	-----	-----	686,140.18	
	Subtotal		012	0177	000	6,122,632.08	4,841,000.00	-----	4,220,306.71	-----	6,743,325.37
Food Supply Chain and Agriculture Pandemic Response Program Account, Rural Development Administration, Agriculture Fund Resources:											
Undisbursed Funds	No Year		012	0408	000	* 3,600,000,000.00	-1,000,000,000.00	-----	24,672,703.32	-----	2,575,327,296.68
Outreach for Socially Disadvantaged Farmers, National Institute of Food and Agriculture, Agriculture Fund Resources:											
Undisbursed Funds	No Year		012	0601	000	1,418,649.07	-----	-----	-----	-----	1,418,649.07
Office of the Under Secretary for Food Safety, Agriculture Fund Resources:											
Undisbursed Funds	2022		012	3701	000	-----	947,000.00	-----	656,395.54	-----	290,604.46
	2021				297,756.46	-----	-----	146,850.40	-----	150,906.06	
	2020				179,491.48	-----	-----	11,958.43	-----	167,533.05	
	2019				115,236.95	-----	-----	1.79	-----	115,235.16	
	2018				90,629.46	-----	-----	-1.85	-----	90,631.31	
	2017				7,945.07	-----	-----	0.26	7,944.81	-----	
	Subtotal		012	3701	000	691,059.42	947,000.00	-----	815,204.57	7,944.81	814,910.04
<b>Trust Fund Accounts</b>											

Footnotes at End of Chapter

## Appropriations, Outlays, and Balances - Continued

Appropriation or Fund Account  Title	Account Symbol				Balances, Beginning of Fiscal Year	Appropriations and Other Obligational Authority <sup>1</sup>	Transfers Borrowings and Investment (Net) <sup>2</sup>	Outlays (Net)	Balances Withdrawn and Other Transactions <sup>3</sup>	Balances, End of Fiscal Year
	Period of Availability	ATA	AID	MAIN						
Gifts and Bequests, Agriculture Fund Resources: Undisbursed Funds	No Year		012	8203	000	4,935,826.46	857,740.92	----- 564,185.84	-----	5,229,381.54
Total, Office of the Secretary						14,412,880,680.29	10,830,009,917.38	----- 10,235,830,497.12	931,344,550.29	14,075,715,550.26
<b>Executive Operations</b>										
<b>General Fund Accounts</b>										
Expenses, Common Computing Environment, Agriculture Fund Resources: Undisbursed Funds	No Year		012	0113	000	276,641.34	-----	-----	-----	276,641.34
Office of the Chief Economist, Executive Operations, Agriculture Fund Resources: Undisbursed Funds	2022		012	0123	000	-----	27,199,000.00	-----	13,798,107.97	13,400,892.03
	2021					12,092,109.64	-----	-----	4,225,216.36	7,866,893.28
	2020					6,696,340.91	-----	-----	4,399,318.35	2,297,022.56
	2019					731,948.33	-----	-----	129,985.35	601,962.98
	2018					413,401.77	-----	-----	15,121.69	398,280.08
	2017-2018					183,818.76	-----	-----	19,890.95	163,927.81
	2017					589,548.13	-----	-----	12,022.97	577,525.16
	2016-2017					3,977.89	-----	-----	3,977.89	-----
	No Year					474,745.00	-----	-----	107,473.66	367,271.34
	Subtotal		012	0123	000	21,185,890.43	27,199,000.00	----- 22,707,137.30	581,503.05	25,096,250.08
Nonrecurring Expenses Fund, Office of the Chief Financial Officer, Agriculture Fund Resources: Undisbursed Funds	No Year		012	0133	000	114,563,449.28	-----	135,863,310.68	37,073,516.25	213,353,243.71
Office of Safety, Security, and Protection, Executive Operations, Agriculture Fund Resources: Undisbursed Funds	2022		012	0470	000	-----	23,306,000.00	-----	10,310,518.30	12,995,481.70
	2021					10,068,662.81	-----	-----	6,215,463.51	3,853,199.30
	Subtotal		012	0470	000	10,068,662.81	23,306,000.00	----- 16,525,981.81	-----	16,848,681.00
Office of Budget and Program Analysis, Executive Operations, Agriculture Fund Resources: Undisbursed Funds	2022		012	0503	000	-----	11,337,000.00	-----	8,922,819.08	2,414,180.92
	2021					1,386,875.37	-----	-----	1,220,937.85	165,937.52
	2020					134,902.04	-----	-----	4,655.26	130,246.78
	2019					146,171.38	-----	-----	35.20	146,136.18
	2018					565,367.94	-----	-550,000.00	31.40	15,336.54
	2017					518,946.34	-----	-518,000.00	119.43	----- 826.91

Footnotes at End of Chapter

Appropriations, Outlays, and Balances - Continued

Appropriation or Fund Account  Title	Account Symbol					Balances, Beginning of Fiscal Year	Appropriations and Other Obligational Authority <sup>1</sup>	Transfers Borrowings and Investment (Net) <sup>2</sup>	Outlays (Net)	Balances Withdrawn and Other Transactions <sup>3</sup>	Balances, End of Fiscal Year
	Period of Availability	ATA	AID	MAIN	SUB						
Office of Hearings and Appeals Division, Executive Operations, Agriculture Fund Resources: Undisbursed Funds	Subtotal		012	0503	000	2,752,263.07	11,337,000.00	-1,068,000.00	10,148,598.22	826.91	2,871,837.94
	2022		012	0706	000	-----	16,023,000.00	-----	13,858,207.99	-----	2,164,792.01
	2021					1,886,825.37	-----	-----	1,437,456.97	-----	449,368.40
	2020					1,088,093.98	-----	-----	122,354.00	-----	965,739.98
	2019					605,707.28	-----	-----	25,131.28	-----	580,576.00
	2018					892,113.67	-----	-300,000.00	88.79	-----	592,024.88
	2017					141,880.88	-----	-130,000.00	59.21	11,821.67	-----
	Subtotal		012	0706	000	4,614,621.18	16,023,000.00	-430,000.00	15,443,298.24	11,821.67	4,752,501.27
<b>Intragovernmental Funds</b>											
Working Capital Fund, Agriculture Fund Resources: Undisbursed Funds	No Year		012	4609	000	571,731,266.38	22,728,458.60	1,725,040.00	-119,650,271.10	-----	715,835,036.08
Total, Executive Operations						725,192,794.49	100,593,458.60	136,090,350.68	-17,751,739.28	594,151.63	979,034,191.42
<b>Office of Civil Rights</b>											
<b>General Fund Accounts</b>											
Office of Civil Rights, Agriculture Fund Resources: Undisbursed Funds	2022		012	3800	000	-----	33,918,000.00	-----	20,361,703.41	-----	13,556,296.59
	2021					5,351,052.04	-----	-----	4,223,169.39	-----	1,127,882.65
	2020					1,679,886.23	-----	-----	108,805.63	-----	1,571,080.60
	2019					353,798.66	-----	-----	66,735.98	-----	287,062.68
	2018					609,877.05	-----	-----	-625.46	-----	610,502.51
	2017					206,679.11	-----	-----	-25,756.27	232,435.38	-----
	Subtotal		012	3800	000	8,201,293.09	33,918,000.00	-----	24,734,032.68	232,435.38	17,152,825.03
Total, Office of Civil Rights						8,201,293.09	33,918,000.00	-----	24,734,032.68	232,435.38	17,152,825.03
<b>Office of Inspector General</b>											
<b>General Fund Accounts</b>											
Office of Inspector General, Agriculture Fund Resources: Undisbursed Funds	2022-2025		012	0900	000	-----	1,886,800.00	-----	-----	-----	1,886,800.00
	2022					-----	106,309,000.00	-----	83,258,310.78	-----	23,050,689.22
	2021-2022					267,762.23	-----	-----	263,339.11	-----	4,423.12
	2021					19,949,488.81	-----	-----	11,457,103.11	-----	8,492,385.70
	2020-2021					14,403.48	-----	-----	-----	-----	14,403.48
	2020					7,181,221.44	-----	-----	1,087,142.12	-----	6,094,079.32
	2019					3,805,943.13	-----	-----	-1,057.54	-----	3,807,000.67

Footnotes at End of Chapter

## Appropriations, Outlays, and Balances - Continued

Appropriation or Fund Account  Title	Account Symbol				Balances, Beginning of Fiscal Year	Appropriations and Other Obligational Authority <sup>1</sup>	Transfers Borrowings and Investment (Net) <sup>2</sup>	Outlays (Net)	Balances Withdrawn and Other Transactions <sup>3</sup>	Balances, End of Fiscal Year
	Period of Availability	ATA	AID	MAIN						
	2018				3,597,640.99	-----	-----	10,714.56	-----	3,586,926.43
	2017				853,894.69	-----	-----	-7,164.67	861,059.36	-----
	No Year				138,168.15	6,435,000.00	-----	68,363.47	-----	6,504,804.68
	Subtotal		012	0900	35,808,522.92	114,630,800.00	-----	96,136,750.94	861,059.36	53,441,512.62
<b>Special Fund Accounts</b>										
Inspector General Assets Forfeiture, Justice Fund Resources:										
Undisbursed Funds	No Year		012	5410	7,472,939.14	-----	-----	2,898,406.46	-----	4,574,532.68
Inspector General Assets Forfeiture, Treasury Fund Resources:										
Undisbursed Funds	No Year		012	5411	4,339,562.72	-----	-----	-25,729.44	-----	4,365,292.16
Total, Office of Inspector General					47,621,024.78	114,630,800.00	-----	99,009,427.96	861,059.36	62,381,337.46
<b>Office of the General Counsel</b>										
<b>General Fund Accounts</b>										
Office of Ethics, Agriculture Fund Resources:										
Undisbursed Funds	2022		012	0136	-----	4,277,000.00	-----	3,712,341.82	-----	564,658.18
	2021				172,108.37	-----	-----	56,317.16	-----	115,791.21
	2020				346,387.66	-----	-----	1,051.81	-----	345,335.85
	2019				193,890.41	-----	-----	5,253.43	-----	188,636.98
	2018				291,876.84	-----	-193,109.27	3.07	-----	98,764.50
	2017				86,470.95	-----	-13,198.01	12.77	73,260.17	-----
	Subtotal		012	0136	1,090,734.23	4,277,000.00	-206,307.28	3,774,980.06	73,260.17	1,313,186.72
Office of the General Counsel, Agriculture Fund Resources:										
Undisbursed Funds	2022		012	2300	-----	55,868,000.00	-----	41,632,278.36	-----	14,235,721.64
	2021				4,536,713.10	-----	-----	4,458,280.73	-----	78,432.37
	2020				672,028.63	-----	-----	524,969.20	-----	147,059.43
	2019				956,246.70	-----	-----	197,600.73	-----	758,645.97
	2018				584,550.47	-----	-300,394.43	2,131.72	-----	282,024.32
	2017				250,965.68	-----	-203,259.68	233.29	47,472.71	-----
	Subtotal		012	2300	7,000,504.58	55,868,000.00	-503,654.11	46,815,494.03	47,472.71	15,501,883.73
Total, Office of the General Counsel					8,091,238.81	60,145,000.00	-709,961.39	50,590,474.09	120,732.88	16,815,070.45
<b>Economic Research Service</b>										
<b>General Fund Accounts</b>										
Economic Research Service, Agriculture Fund Resources:										
Undisbursed Funds	2022		012	1701	-----	87,794,000.00	-----	65,776,167.06	-----	22,017,832.94
	2021				30,741,472.06	-----	-----	14,252,034.28	-----	16,489,437.78

Footnotes at End of Chapter

Appropriations, Outlays, and Balances - Continued

Appropriation or Fund Account  Title	Account Symbol				Balances, Beginning of Fiscal Year	Appropriations and Other Obligational Authority <sup>1</sup>	Transfers Borrowings and Investment (Net) <sup>2</sup>	Outlays (Net)	Balances Withdrawn and Other Transactions <sup>3</sup>	Balances, End of Fiscal Year	
	Period of Availability	ATA	AID	MAIN							SUB
	2020				12,666,899.62	-----	-----	3,985,279.17	-----	8,681,620.45	
	2019				5,893,283.40	-----	-----	1,056,931.82	-----	4,836,351.58	
	2018				2,587,333.80	-----	-----	501,882.40	-----	2,085,451.40	
	2017				2,650,232.68	-----	-650,000.00	1,922,637.82	77,594.86	-----	
	No Year				500,000.00	-----	-----	-----	-----	500,000.00	
	Subtotal		012	1701	000	55,039,221.56	87,794,000.00	-650,000.00	87,494,932.55	77,594.86	54,610,694.15
<b>Trust Fund Accounts</b>											
Miscellaneous Contributed Funds, Economic Research Service, Agriculture Fund Resources:											
Undisbursed Funds	No Year		012	8227	000	1,080.46	-----	-----	-----	1,080.46	
Total, Economic Research Service						55,040,302.02	87,794,000.00	-650,000.00	87,494,932.55	77,594.86	54,611,774.61
<b>National Agricultural Statistics Service</b>											
<b>General Fund Accounts</b>											
National Agricultural Statistics Service, Agriculture Fund Resources:											
Undisbursed Funds	2022		012	1801	000	-----	143,312,000.00	-----	127,940,207.36	-----	15,371,792.64
	2021					27,995,301.40	-----	-----	27,979,187.40	-----	16,114.00
	2020					372,336.36	-----	-----	274,091.46	-----	98,244.90
	2019					395,412.18	-----	-----	242,579.57	-----	152,832.61
	2018					55,722.83	-----	-----	4,292.87	-----	51,429.96
	2017					11,196.07	-----	-----	5,970.35	5,225.72	-----
	No Year					31,045,944.40	46,850,000.00	-----	39,322,092.53	-----	38,573,851.87
	Subtotal		012	1801	000	59,875,913.24	190,162,000.00	-----	195,768,421.54	5,225.72	54,264,265.98
<b>Trust Fund Accounts</b>											
Miscellaneous Contributed Funds, National Agricultural Statistics Service, Agriculture Fund Resources:											
Undisbursed Funds	No Year		012	8218	000	-----	6,600.00	-----	6,600.00	-----	-----
Total, National Agricultural Statistics Service						59,875,913.24	190,168,600.00	-----	195,775,021.54	5,225.72	54,264,265.98
<b>Agricultural Research Service</b>											
<b>General Fund Accounts</b>											
Salaries and Expenses, Agricultural Research Service, Agriculture Fund Resources:											
Undisbursed Funds	2022		012	1400	000	-----	1,652,482,284.00	-----	977,012,016.55	-----	675,470,267.45
	2021					581,264,082.12	-----	-----	358,753,945.31	-----	222,510,136.81
	2020					197,323,449.28	-----	-----	103,161,787.88	-----	94,161,661.40
	2019					64,771,963.27	-----	-----	27,041,264.68	-----	37,730,698.59
	2018					20,656,708.95	-----	-3,500,000.00	7,206,543.52	-----	9,950,165.43

Footnotes at End of Chapter



## Appropriations, Outlays, and Balances - Continued

Appropriation or Fund Account  Title	Account Symbol				Balances, Beginning of Fiscal Year	Appropriations and Other Obligational Authority <sup>1</sup>	Transfers Borrowings and Investment (Net) <sup>2</sup>	Outlays (Net)	Balances Withdrawn and Other Transactions <sup>3</sup>	Balances, End of Fiscal Year
	Period of Availability	ATA	AID	MAIN						
	2017				4,854,788.55	-----	-2,000,000.00	979,403.24	1,875,385.31	-----
	No Year				24,321,937.19	-----	-----	20,010,043.12	-----	4,311,894.07
	Subtotal		012	1400	893,192,929.36	1,652,482,284.00	-5,500,000.00	1,494,165,004.30	1,875,385.31	1,044,134,823.75
Buildings and Facilities, Agricultural Research Service, Agriculture Fund Resources:										
	No Year		012	1401	890,256,753.78	127,805,000.00	-----	100,081,331.42	-----	917,980,422.36
<b>Special Fund Accounts</b>										
Concessions Fees and Volunteer Services, Agricultural Research Service, Agriculture Fund Resources:										
	No Year		012	5279	841,223.62	32,766.74	-----	2,219.88	-----	871,770.48
<b>Trust Fund Accounts</b>										
Miscellaneous Contributed Funds, Agricultural Research Service, Agriculture Fund Resources:										
	No Year		012	8214	34,787,534.73	16,326,104.90	-----	16,436,311.04	-----	34,677,328.59
Total, Agricultural Research Service					1,819,078,441.49	1,796,646,155.64	-5,500,000.00	1,610,684,866.64	1,875,385.31	1,997,664,345.18
<b>National Institute of Food and Agriculture</b>										
<b>General Fund Accounts</b>										
Extension Activities, National Institute of Food and Agriculture, Agriculture Fund Resources:										
	2021-2024		012	0502	-----	-----	-----	-806,987.36	-----	806,987.36
	2022-2023				-----	35,000,000.00	-----	1,331,600.00	<sup>5</sup> 1,710,000.00	31,958,400.00
	2022				-----	574,605,000.00	-----	109,298,806.82	<sup>5</sup> 3,021,000.00	462,285,193.18
	2021-2022				30,780,456.00	-----	-----	6,537,444.68	-----	24,243,011.32
	2021				442,311,802.23	-----	-----	193,329,769.01	-----	248,982,033.22
	2020-2021				23,968,722.33	-----	-----	8,371,644.90	-----	15,597,077.43
	2020				212,159,094.63	-----	-----	120,647,003.57	-----	91,512,091.06
	2019-2020				7,969,810.71	-----	-----	5,461,664.21	-----	2,508,146.50
	2019				83,054,909.00	-----	-----	56,786,369.42	-----	26,268,539.58
	2018-2019				2,915,386.79	-----	-----	1,143,983.93	-----	1,771,402.86
	2018				15,471,964.99	-----	-3,386,666.54	8,921,265.81	-----	3,164,032.64
	2017-2018				1,393,249.95	-----	-----	827,066.97	-----	566,182.98
	2017				2,849,568.21	-----	-137,273.30	1,974,746.81	737,548.10	-----
	No Year				308,057,905.31	31,000,000.00	-----	50,524,652.69	-----	288,533,252.62
	Subtotal		012	0502	1,130,932,870.15	640,605,000.00	-3,523,939.84	564,349,031.46	5,468,548.10	1,198,196,350.75
Biomass Research and Development, National Institute of Food and										

Footnotes at End of Chapter

Appropriations, Outlays, and Balances - Continued

Appropriation or Fund Account  Title	Account Symbol				Balances, Beginning of Fiscal Year	Appropriations and Other Obligational Authority <sup>1</sup>	Transfers Borrowings and Investment (Net) <sup>2</sup>	Outlays (Net)	Balances Withdrawn and Other Transactions <sup>3</sup>	Balances, End of Fiscal Year	
	Period of Availability	ATA	AID	MAIN							SUB
Agriculture, Agriculture Fund Resources: Undisbursed Funds	No Year		012	1003	000	5,333,679.67	-----	-----	1,353,800.58	-----	3,979,879.09
Research and Education Activities, National Institute of Food and Agriculture, Agriculture Fund Resources: Undisbursed Funds	2022-2031		012	1500	000	-----	250,000,000.00	-----	-----	-----	250,000,000.00
	2022-2023					-----	11,000,000.00	-----	457,481.00	-----	10,542,519.00
	2022					-----	500,483,090.40	-----	131,439,281.87	-----	369,043,808.53
	2021-2022					16,000,000.00	-----	-----	296,295.55	-----	15,703,704.45
	2021					364,657,331.29	-----	-----	227,451,162.95	-----	137,206,168.34
	2020-2021					5,742,899.72	-----	-----	2,046,489.19	-----	3,696,410.53
	2020					117,436,714.37	-----	-----	58,016,762.17	-----	59,419,952.20
	2019-2020					3,120,882.34	-----	-----	719,877.42	-----	2,401,004.92
	2019					50,298,434.77	-----	-----	18,307,393.67	-----	31,991,041.10
	2018					27,447,109.63	-----	-6,097,240.91	10,668,202.26	-----	10,681,666.46
	2017					8,435,889.05	-----	-1,406,267.88	6,008,930.39	1,020,690.78	-----
	No Year					1,823,473,137.61	544,924,000.00	-----	403,275,662.87	-----	1,965,121,474.74
	Subtotal		012	1500	000	2,416,612,398.78	1,306,407,090.40	-7,503,508.79	858,687,539.34	1,020,690.78	2,855,807,750.27
Buildings and Facilities, National Institute of Food and Agriculture, Agriculture Fund Resources: Undisbursed Funds	No Year		012	1501	000	538,386.36	-----	-----	-----	-----	538,386.36
Integrated Activities, National Institute of Food and Agriculture, Agriculture Fund Resources: Undisbursed Funds	2022-2023		012	1502	000	-----	118,000,000.00	-----	4,920,517.05	<sup>5</sup> 6,270,000.00	106,809,482.95
	2022					-----	32,000,000.00	-----	1,308,839.76	-----	30,691,160.24
	2021-2022					105,649,835.38	-----	-----	13,831,510.00	-----	91,818,325.38
	2021					30,709,525.49	-----	-----	8,563,734.41	-----	22,145,791.08
	2020-2021					86,148,978.57	-----	-----	21,235,274.06	-----	64,913,704.51
	2020					20,231,799.44	-----	-----	10,983,400.57	-----	9,248,398.87
	2019-2020					482,803.66	-----	-----	282,444.09	-----	200,359.57
	2019					76,954,105.73	-----	-----	28,789,862.95	-----	48,164,242.78
	2018-2019					110,765.90	-----	-----	-2,626.19	-----	113,392.09
	2018					21,686,132.42	-----	-589,238.63	13,822,617.83	-----	7,274,275.96
	2017-2018					26,065.18	-----	-26,065.18	-----	-----	-----
	2017					14,547,976.24	-----	-62,217.41	11,434,663.00	-----	<sup>8</sup> 3,051,095.83
	2016-2017					0.58	-----	-7,728.19	-7,727.61	-----	-----
	2016					3,969,760.67	-----	-----	2,818,807.72	-----	<sup>8</sup> 1,150,952.95
	2015					1,758,301.20	-----	-----	-2,555.93	-----	<sup>8</sup> 1,760,857.13
	No Year					40,728,786.51	10,000,000.00	-----	15,303,652.63	-----	35,425,133.88

Footnotes at End of Chapter

## Appropriations, Outlays, and Balances - Continued

Appropriation or Fund Account  Title	Account Symbol				Balances, Beginning of Fiscal Year	Appropriations and Other Obligational Authority <sup>1</sup>	Transfers Borrowings and Investment (Net) <sup>2</sup>	Outlays (Net)	Balances Withdrawn and Other Transactions <sup>3</sup>	Balances, End of Fiscal Year
	Period of Availability	ATA	AID	MAIN SUB						
<b>Special Fund Accounts</b>										
Subtotal			012 1502	000	403,004,836.97	160,000,000.00	-685,249.41	133,282,414.34	6,270,000.00	422,767,173.22
Native American Institutions Endowment Fund, Agriculture Fund Resources:										
Undisbursed Funds	No Year		012 5205	000	13,951,604.69	16,342,822.81	-11,875,757.99	5,896,716.18	-----	12,521,953.33
Unrealized Discount on Investments					-1,524,311.19	-----	-438,996.28	-----	-----	-1,963,307.47
Investments in US Treasury Securities					249,985,850.14	-----	12,314,754.27	-----	-----	262,300,604.41
Subtotal			012 5205	000	262,413,143.64	16,342,822.81	-----	5,896,716.18	-----	272,859,250.27
<b>Trust Fund Accounts</b>										
Emergency Citrus Disease Research and Development Trust Fund, National Institute of Food and Agriculture, Agriculture Fund Resources:										
Undisbursed Funds	No Year		012 8559	000	65,361,264.61	25,000,000.00	-----	19,311,656.72	-----	71,049,607.89
Total, National Institute of Food and Agriculture					4,284,196,580.18	2,148,354,913.21	-11,712,698.04	1,582,881,158.62	12,759,238.88	4,825,198,397.85
<b>Animal and Plant Health Inspection Service</b>										
<b>General Fund Accounts</b>										
Salaries and Expenses, Animal and Plant Health Inspection Service, Agriculture Fund Resources:										
Undisbursed Funds	2022-2023		012 1600	000	-----	8,500,000.00	-----	-----	-----	8,500,000.00
	2020-2023				3,916,684.83	-----	-----	454,337.13	-----	3,462,347.70
	2019-2023				22,352,513.03	-----	-----	8,120,801.42	-----	14,231,711.61
	2022				-----	679,178,290.00	-----	484,881,975.00	<sup>5</sup> 4,275,000.00	190,021,315.00
	2021-2022				110,343,972.39	-----	-101,896,481.00	643,154.63	-----	7,804,336.76
	2021				196,362,339.78	-----	-----	147,012,332.53	-----	49,350,007.25
	2020-2021				7,939,152.49	-----	-----	1,501,235.39	-----	6,437,917.10
	2020				31,379,281.61	-----	-----	14,317,495.29	-----	17,061,786.32
	2019-2020				1,392,027.21	-----	-----	862,813.70	-----	529,213.51
	2019				4,376,852.04	-----	-----	-2,907,718.69	-----	7,284,570.73
	2018-2019				4,816,243.55	-----	-----	1,468,092.19	-----	3,348,151.36
	2018				10,919,353.69	-----	-----	6,929,507.22	-----	3,989,846.47
	2017-2018				1,208,328.34	-----	-----	631,277.77	-----	577,050.57
	2017				5,918,324.62	-----	-229,760.00	5,608,315.16	80,249.46	-----
	2016-2017				12,050.69	-----	-----	-----	12,050.69	-----
	No Year				1,366,573,342.18	1,238,835,421.00	-----	953,040,454.33	-----	1,652,368,308.85
Subtotal			012 1600	000	1,767,510,466.45	1,926,513,711.00	-102,126,241.00	1,622,564,073.07	4,367,300.15	1,964,966,563.23
Buildings and Facilities, Animal and Plant Health Inspection Service,										

Footnotes at End of Chapter

Appropriations, Outlays, and Balances - Continued

Appropriation or Fund Account  Title	Account Symbol					Balances, Beginning of Fiscal Year	Appropriations and Other Obligational Authority <sup>1</sup>	Transfers Borrowings and Investment (Net) <sup>2</sup>	Outlays (Net)	Balances Withdrawn and Other Transactions <sup>3</sup>	Balances, End of Fiscal Year
	Period of Availability	ATA	AID	MAIN	SUB						
Agriculture Fund Resources: Undisbursed Funds	No Year		012	1601	000	47,296,170.34	3,175,000.00	-----	3,253,873.12	-----	47,217,297.22
<b>Special Fund Accounts</b>											
Agricultural Quarantine Inspection User Fee Account, Animal and Plant Health Inspection Service, Agriculture Fund Resources: Undisbursed Funds	No Year		012	5161	000	246,594,608.20	457,149,417.41	-86,831,314.00	243,273,476.29	-----	373,639,235.32
<b>Trust Fund Accounts</b>											
Miscellaneous Contributed Funds, Animal and Plant Health Inspection Service, Agriculture Fund Resources: Undisbursed Funds	No Year		012	8226	000	9,999,866.09	12,221,831.58	-----	12,300,730.36	-----	9,920,967.31
Foreign Service National Separation Liability Trust Fund, Animal and Plant Health Inspection Service, Agriculture Fund Resources: Undisbursed Funds	No Year		012	8558	000	2,850,887.19	-----	-----	373,810.16	-----	2,477,077.03
Total, Animal and Plant Health Inspection Service						2,074,251,998.27	2,399,059,959.99	-188,957,555.00	1,881,765,963.00	4,367,300.15	2,398,221,140.11
<b>Food Safety and Inspection Service</b>											
<b>General Fund Accounts</b>											
Food Safety and Inspection Service, Agriculture Fund Resources: Undisbursed Funds	2022		012	3700	000	-----	1,074,084,000.00	-----	950,247,770.77	-----	123,836,229.23
	2021					117,193,135.59	-----	-----	102,372,580.44	-----	14,820,555.15
	2020-2021					580,493.85	-----	-----	29,334.69	-----	551,159.16
	2020					17,796,567.26	-----	-----	4,460,619.33	-----	13,335,947.93
	2019					7,257,633.64	-----	-----	72,033.97	-----	7,185,599.67
	2018					4,491,679.96	-----	-544,058.00	-99,155.51	-----	4,046,777.47
	2017					2,407,151.12	-----	-1,207,638.00	-30,773.35	1,230,286.47	-----
	No Year					188,920,940.97	47,105,000.00	-----	71,616,394.80	-----	164,409,546.17
	Subtotal		012	3700	000	338,647,602.39	1,121,189,000.00	-1,751,696.00	1,128,668,805.14	1,230,286.47	328,185,814.78
<b>Trust Fund Accounts</b>											
Expenses and Refunds, Inspection of Farm Products, Food Safety and Inspection Service, Agriculture Fund Resources: Undisbursed Funds	No Year		012	8137	000	6,192,637.53	17,723,849.67	-----	18,507,890.32	-----	5,408,596.88
Total, Food Safety and Inspection Service						344,840,239.92	1,138,912,849.67	-1,751,696.00	1,147,176,695.46	1,230,286.47	333,594,411.66
<b>Grain Inspection, Packers and Stockyards Administration</b>											
<b>General Fund Accounts</b>											

Footnotes at End of Chapter

## Appropriations, Outlays, and Balances - Continued

Appropriation or Fund Account  Title	Account Symbol				Balances, Beginning of Fiscal Year	Appropriations and Other Obligational Authority <sup>1</sup>	Transfers Borrowings and Investment (Net) <sup>2</sup>	Outlays (Net)	Balances Withdrawn and Other Transactions <sup>3</sup>	Balances, End of Fiscal Year	
	Period of Availability	ATA	AID	MAIN							SUB
Salaries and Expenses, Grain Inspection, Packers and Stockyards Administration, Agriculture Fund Resources: Undisbursed Funds	2017		012	2400	000	765,307.31	-----	-----	-1,966.33	767,273.64	-----
<b>Public Enterprise Funds</b>											
Inspection and Weighing Services, Grain Inspection, Packers and Stockyards Administration, Agriculture Fund Resources: Undisbursed Funds	No Year		012	4050	000	17,858,335.85	-----	-----	7,268,708.05	-----	10,589,627.80
Total, Grain Inspection, Packers and Stockyards Administration						18,623,643.16	-----	-----	7,266,741.72	767,273.64	10,589,627.80
<b>Agricultural Marketing Service</b>											
<b>General Fund Accounts</b>											
Payment to Expenses and Refunds, Inspection and Grading of Farm Products, Agricultural Marketing Service, Agriculture Fund Resources: Undisbursed Funds	2022		012	0215	000	-----	2,250,000.00	-----	2,250,000.00	-----	-----
Marketing Services, Agricultural Marketing Service, Agriculture Fund Resources: Undisbursed Funds	2022-2023		012	2500	000	-----	1,000,000.00	-----	61,845.30	-----	938,154.70
	2022					-----	201,657,000.00	-----	138,185,669.50	-----	63,471,330.50
	2021					54,611,584.35	-----	-----	37,193,085.12	-----	17,418,499.23
	2020-2021					286,018.20	-----	-----	-----	-----	286,018.20
	2020					6,986,224.71	-----	-----	-3,598,667.75	-----	10,584,892.46
	2019					5,173,701.07	-----	-----	-425,062.63	-----	5,598,763.70
	2018					12,188,229.50	-----	-----	4,503,471.30	-----	7,684,758.20
	2017					4,826,490.15	-----	-1,400,000.00	795,027.18	2,631,462.97	-----
	No Year					1,199,226,287.26	1,560,978,261.00	-----	321,282,541.09	<sup>5</sup> 87,550,761.00	2,351,371,246.17
	Subtotal		012	2500	000	1,283,298,535.24	1,763,635,261.00	-1,400,000.00	497,997,909.11	90,182,223.97	2,457,353,663.16
Payments to States and Possessions, Agricultural Marketing Service, Agriculture Fund Resources: Undisbursed Funds	2022		012	2501	000	-----	81,235,000.00	-----	1,039,618.63	<sup>5</sup> 4,845,000.00	75,350,381.37
	2021-2022					4,943,338.88	-----	-----	88,373.97	-----	4,854,964.91
	2021					75,622,499.75	-----	-----	9,823,613.19	-----	65,798,886.56
	2020-2021					3,783,362.34	-----	-----	830,117.72	-----	2,953,244.62
	2020					64,971,761.31	-----	-----	25,131,472.45	-----	39,840,288.86
	2019					39,276,411.12	-----	-----	24,239,779.31	-----	15,036,631.81
	2018					16,274,593.69	-----	-----	11,184,539.56	-----	5,090,054.13
	2017					4,513,558.79	-----	-100,000.00	1,953,432.58	2,460,126.21	-----
	No Year					124,635,377.64	5,000,000.00	-----	12,226,493.93	-----	117,408,883.71

Footnotes at End of Chapter

Appropriations, Outlays, and Balances - Continued

Appropriation or Fund Account  Title	Account Symbol					Balances, Beginning of Fiscal Year	Appropriations and Other Obligational Authority <sup>1</sup>	Transfers Borrowings and Investment (Net) <sup>2</sup>	Outlays (Net)	Balances Withdrawn and Other Transactions <sup>3</sup>	Balances, End of Fiscal Year
	Period of Availability	ATA	AID	MAIN	SUB						
<b>Special Fund Accounts</b>	Subtotal		012	2501	000	334,020,903.52	86,235,000.00	-100,000.00	86,517,441.34	7,305,126.21	326,333,335.97
Perishable Agricultural Commodities Act Fund, Agricultural Marketing Service, Agriculture Fund Resources:											
Undisbursed Funds	No Year		012	5070	000	20,041,106.02	10,890,388.23	-----	11,136,241.04	-----	19,795,253.21
Funds for Strengthening Markets, Income, and Supply (Section 32), Agriculture Fund Resources:											
Undisbursed Funds	No Year		012	5209	000	° 942,789,362.55	1,197,719,410.32	-----	1,236,804,751.43	-----	903,704,021.44
<b>Trust Fund Accounts</b>											
Expenses and Refunds, Inspection and Grading of Farm Products, Agricultural Marketing Service, Agriculture Fund Resources:											
Undisbursed Funds	No Year		012	8015	000	126,944,260.40	193,467,978.93	-----	202,112,495.71	-----	118,299,743.62
Wool Research, Development and Promotion Trust Fund, Agricultural Marketing Service, Agriculture Fund Resources:											
Undisbursed Funds	No Year		012	8100	000	2,382,750.00	2,250,000.00	-----	2,254,500.00	-----	2,378,250.00
Total, Agricultural Marketing Service						2,709,476,917.73	3,256,448,038.48	-1,500,000.00	2,039,073,338.63	97,487,350.18	3,827,864,267.40
<b>Risk Management Agency</b>											
<b>General Fund Accounts</b>											
Administrative and Operating Expenses, Office of Risk Management Fund Resources:											
Undisbursed Funds	2022		012	2707	000	-----	69,507,000.00	-----	62,289,856.33	-----	7,217,143.67
	2021					9,310,166.93	-----	-----	6,921,728.73	-----	2,388,438.20
	2020					3,949,038.64	-----	-----	1,340,579.01	-----	2,608,459.63
	2019					1,658,941.33	-----	-----	18,658.71	-----	1,640,282.62
	2018					1,234,303.03	-----	-----	252,526.89	-----	981,776.14
	2017					1,013,904.85	-----	-1,001,741.00	7,554.43	4,609.42	-----
Subtotal			012	2707	000	17,166,354.78	69,507,000.00	-1,001,741.00	70,830,904.10	4,609.42	14,836,100.26
<b>Public Enterprise Funds</b>											
Federal Crop Insurance Corporation Fund, Risk Management Agency, Agriculture Fund Resources:											
Undisbursed Funds	No Year		012	4085	000	3,944,094,264.58	12,342,069,844.20	-181,020,666.58	10,795,864,316.79	-----	5,309,279,125.41
Funds Held Outside the Treasury						216,841,450.51	-----	181,020,666.58	-----	-----	397,862,117.09
Subtotal			012	4085	000	4,160,935,715.09	12,342,069,844.20	-----	10,795,864,316.79	-----	5,707,141,242.50
Total, Risk Management Agency						4,178,102,069.87	12,411,576,844.20	-1,001,741.00	10,866,695,220.89	4,609.42	5,721,977,342.76

Footnotes at End of Chapter

## Appropriations, Outlays, and Balances - Continued

Appropriation or Fund Account  Title	Account Symbol				Balances, Beginning of Fiscal Year	Appropriations and Other Obligational Authority <sup>1</sup>	Transfers Borrowings and Investment (Net) <sup>2</sup>	Outlays (Net)	Balances Withdrawn and Other Transactions <sup>3</sup>	Balances, End of Fiscal Year
	Period of Availability	ATA	AID	MAIN						
<b>Farm Service Agency</b>										
<b>General Fund Accounts</b>										
State Mediation Grants, Farm Service Agency, Agriculture										
Fund Resources:										
Undisbursed Funds	2022		012	0170	000	----- 7,000,000.00	-----	2,799,583.18	-----	4,200,416.82
	2021					4,086,242.01	-----	1,944,648.02	-----	2,141,593.99
	2020					415,376.80	-----	136,134.38	-----	279,242.42
	2019					1,324.49	-----	-----	-----	1,324.49
	2018					3,246.46	-----	-----	-----	3,246.46
	2017					0.08	-----	-----	0.08	-----
	Subtotal		012	0170	000	4,506,189.84	-----	4,880,365.58	0.08	6,625,824.18
Emergency Forest Restoration Program, Farm Service Agency, Agriculture										
Fund Resources:										
Undisbursed Funds	No Year		012	0171	000	537,756,236.91	-----	14,810,537.93	-----	522,945,698.98
Assistance for Socially Disadvantaged Farmers and Ranchers, Farm										
Service Agency, Agriculture										
Fund Resources:										
Undisbursed Funds	No Year		012	0172	000	1,959,055,729.16	-----	-801,090.82	1,959,856,819.98	-----
Salaries and Expenses, Farm Service Agency, Agriculture										
Fund Resources:										
Undisbursed Funds	2022-2023		012	0600	000	----- 15,000,000.00	-----	4,615,148.35	-----	10,384,851.65
	2022					449,296,606.00	-----	239,562,870.46	-----	209,733,735.54
	2021-2022					6,032,948.45	-----	20,000,000.00	-----	154,738.77
	2021					198,850,262.38	-----	-20,000,000.00	-----	29,886,207.65
	2020-2021					13,210,892.10	-----	-----	-----	61,826.51
	2020					13,011,999.32	-----	2,590,618.81	-----	10,421,380.51
	2019-2020					16,895.34	-----	-----	-----	16,895.34
	2019					16,349,961.61	-----	31,526.55	-----	16,318,435.06
	2018-2019					88,388.35	-----	-----	-----	88,388.35
	2018					31,632,289.31	-----	-23,317,251.07	-----	8,437,678.97
	2017-2018					563,244.42	-----	-----	-----	563,244.42
	2017					13,285,195.73	-----	-18,686,970.96	800,101.99	-----
	2016-2017					205,062.58	-----	-----	205,062.58	-----
	No Year					73,920,832.65	-----	-----	-----	102,451,115.51
	Subtotal		012	0600	000	367,167,972.24	1,168,070,000.00	-42,004,222.03	1,103,710,087.36	1,005,164.57
Assistance for Farmers and Ranchers Account, Farm Service Agency,										
Agriculture										
Fund Resources:										
Undisbursed Funds	2022-2031		012	1124	000	----- 250,000,000.00	-----	-----	-----	250,000,000.00

Footnotes at End of Chapter

Appropriations, Outlays, and Balances - Continued

Appropriation or Fund Account  Title	Account Symbol				Balances, Beginning of Fiscal Year	Appropriations and Other Obligational Authority <sup>1</sup>	Transfers Borrowings and Investment (Net) <sup>2</sup>	Outlays (Net)	Balances Withdrawn and Other Transactions <sup>3</sup>	Balances, End of Fiscal Year
	Period of Availability	ATA	AID	MAIN						
Agricultural Credit Insurance Fund Program Account, Farm Service Agency, Agriculture Fund Resources: Undisbursed Funds	2022-2031		012	1140	000	----- 3,100,000,000.00	-----	-----	-----	3,100,000,000.00
	2022					----- 314,772,000.00	-----	302,213,631.67	-----	12,558,368.33
	2021					3,862,345.58	-----	1,397,972.68	-----	2,464,372.90
	2020					437,227.84	-----	626.78	-----	436,601.06
	2019					554,344.97	-----	-----	-----	554,344.97
	2018					1,293,452.78	-----	10.00	-----	1,293,442.78
	2017					8,287,039.92	-----	-401.72	8,287,441.64	-----
	No Year					140,509,902.90	-----	257,856,262.61	-----	86,944,417.29
	Subtotal		012	1140	000	154,944,313.99	-----	561,468,102.02	8,287,441.64	3,204,251,547.33
Repayable Advances to Agricultural Disaster Relief Fund, Farm Service Agency, Agriculture Fund Resources: Undisbursed Funds	2021		012	1143	000	----- -----	-----	-----	-----	-----
Discrimination Claims Settlement, Farm Service Agency, Agriculture Fund Resources: Undisbursed Funds	No Year		012	1144	000	27,789,687.92	-----	-----	27,789,687.92	-----
Commodity Credit Corporation Export Loans Program Account, Foreign Agricultural Service, Agriculture Fund Resources: Undisbursed Funds	2022		012	1336	000	----- -----	6,063,000.00	-----	4,204,236.52	-----
	2021					2,837,971.47	-----	481,735.89	-----	2,356,235.58
	2020					930,804.58	-----	394,318.41	-----	536,486.17
	2019					335,636.84	-----	-394,029.65	-----	729,666.49
	2018					454,352.70	-----	-----	-----	454,352.70
	2017					279,614.65	-----	-----	279,614.65	-----
	No Year					79,167.67	-----	2,874,783.55	-----	46,434.62
	Subtotal		012	1336	000	4,917,547.91	-----	7,561,044.72	279,614.65	5,981,939.04
USDA Disaster Assistance, Farm Service Agency, Agriculture Fund Resources: Undisbursed Funds	2021		012	2701	000	2,000,000.00	-----	-----	1,972,543.55	-----
	2020					43,671.12	-----	-----	13,615.27	-----
	2019					30,452.96	-----	-----	3.38	-----
	2018					41,283.91	-----	-----	-----	41,283.91
	2017					52,133.82	-----	-----	5,232.14	46,901.68
	No Year					4,456,384.85	3,000,000.00	-----	-----	7,456,384.85
	Subtotal		012	2701	000	6,623,926.66	3,000,000.00	-----	1,991,394.34	46,901.68

Footnotes at End of Chapter



## Appropriations, Outlays, and Balances - Continued

Appropriation or Fund Account  Title	Account Symbol				Balances, Beginning of Fiscal Year	Appropriations and Other Obligational Authority <sup>1</sup>	Transfers Borrowings and Investment (Net) <sup>2</sup>	Outlays (Net)	Balances Withdrawn and Other Transactions <sup>3</sup>	Balances, End of Fiscal Year
	Period of Availability	ATA	AID	MAIN						
Farm Storage Facility Loans Program Accounts, Farm Service Agency, Agriculture Fund Resources: Undisbursed Funds	No Year		012	3301	000	4,278,613.00	4,278,613.00			
Grassroots Source Water Protection Program, Farm Service Agency, Agriculture Fund Resources: Undisbursed Funds	No Year		012	3304	000	6,500,000.00	6,500,000.00			
Dairy Indemnity Program, Farm Service Agency, Agriculture Fund Resources: Undisbursed Funds	No Year		012	3314	000	4,688,936.31	4,688,936.31			
Emergency Conservation Program, Farm Service Agency, Agriculture Fund Resources: Undisbursed Funds	No Year		012	3316	000	885,103,643.52		86,528,637.26	798,575,006.26	
Conservation Reserve Program, Farm Service Agency, Agriculture Fund Resources: Undisbursed Funds	No Year		012	3319	000	1,736.45			1,736.45	
<b>Special Fund Accounts</b>										
Agricultural Disaster Relief Trust Fund, Farm Service Agency, Agriculture Fund Resources: Undisbursed Funds	No Year		012	5531	000	28,022.00	10,222.33	-67,446.66		105,690.99
Pima Agriculture Cotton Trust Fund, Farm Service Agency, Agriculture Fund Resources: Undisbursed Funds	No Year		012	5635	000	7,679,582.07	16,000,000.00	15,003,764.06		8,675,818.01
Agriculture Wool Apparel Manufacturers Trust Fund, Farm Service Agency, Agriculture Fund Resources: Undisbursed Funds	No Year		012	5636	000	40,639,273.24	30,000,000.00	19,577,989.99		51,061,283.25
<b>Public Enterprise Funds</b>										
Agricultural Credit Insurance Fund, Liquidating Account, Consolidated Farm Service Agency, Agriculture Fund Resources: Undisbursed Funds	No Year		012	4140	000	4,136,745.33		-25,838,037.60	<sup>6</sup> 27,737,434.86	2,237,348.07
Commodity Credit Corporation Fund, Agriculture Fund Resources: Undisbursed Funds	2020		012	4336	000	441,223.77		403,817.76		37,406.01
	2019-2020					360,642.00		2,056.00		358,586.00
	2019					3,988,823.90				3,988,823.90
	2018-2019					290,372.00		88.00		290,284.00
	2018					73,562.08				73,562.08
	2017-2018					211,850.86		99,313.08		112,537.78
	No Year					800,682,017.03	2,429,139,227.33	196,552,367.64		<sup>7</sup> -3,197,288,321.01

Footnotes at End of Chapter

Appropriations, Outlays, and Balances - Continued

Appropriation or Fund Account  Title	Account Symbol				Balances, Beginning of Fiscal Year	Appropriations and Other Obligational Authority <sup>1</sup>	Transfers Borrowings and Investment (Net) <sup>2</sup>	Outlays (Net)	Balances Withdrawn and Other Transactions <sup>3</sup>	Balances, End of Fiscal Year
	Period of Availability	ATA	AID	MAIN SUB						
Transfer To:										
Agency for International Development	No Year	072	012	4336 000	3,352,504.42	388,000,000.00	-----	15,005,780.49	-----	376,346,723.93
Authority to Borrow from the Treasury					<sup>6</sup> 17,368,709,270.40	3,582,139,089,617.85	-3,539,599,379,938.84	-----	42,492,060,489.41	17,416,358,460.00
Authority to Borrow from the Public					-----	299,850,523.34	-----	-----	-----	299,850,523.34
Subtotal			012	4336 000	18,178,110,266.46	3,585,256,079,368.52	-3,539,402,827,571.20	<sup>6</sup> 6,639,172,988.34	42,492,060,489.41	14,900,128,586.03
Commodity Credit Corporation Direct Loans, Liquidating Account, Agriculture Fund Resources:										
Undisbursed Funds	No Year		012	4338 000	8,928,271.37	-----	-----	-----	-----	8,928,271.37
<b>Trust Fund Accounts</b>										
Tobacco Trust Fund, Commodity Credit Corporation, Agriculture Fund Resources:										
Undisbursed Funds	No Year		012	8161 000	-----	540,609.50	-----	540,609.50	-----	-----
Total, Farm Service Agency					22,187,389,145.07	3,590,374,135,577.16	-3,539,444,831,793.23	8,444,006,495.33	44,517,063,554.79	20,155,622,878.88
<b>Natural Resources Conservation Service</b>										
<b>General Fund Accounts</b>										
Emergency Watershed Protection Program, Natural Resources Conservation Programs, Agriculture Fund Resources:										
Undisbursed Funds	No Year		012	0017 000	-----	300,000,000.00	-----	2,745,177.78	-----	297,254,822.22
Conservation Operations, Natural Resources Conservation Service, Agriculture Fund Resources:										
Undisbursed Funds	2022-2031		012	1000 000	-----	1,300,000,000.00	-----	-----	-----	1,300,000,000.00
	2022-2023				-----	897,396,000.00	-----	530,019,164.37	-----	367,376,835.63
	2021-2022				301,658,112.23	-----	-----	150,120,816.03	-----	151,537,296.20
	2020-2021				134,658,688.75	-----	-----	61,848,411.95	-----	72,810,276.80
	2019-2020				88,316,053.52	-----	-----	35,651,082.60	-----	52,664,970.92
	2018-2019				44,879,838.45	-----	-----	12,758,091.05	-----	32,121,747.40
	2018				1,560.19	-----	-1,500.00	-----	-----	60.19
	2017-2018				37,435,459.18	-----	-16,500,000.00	5,369,093.92	-----	15,566,365.26
	2017				36,371.62	-----	-18,000.00	-----	18,371.62	-----
	2016-2017				34,126,621.62	-----	-32,434,000.00	1,017,659.11	674,962.51	-----
	No Year				29,050,133.35	3,507,000,000.00	-----	5,066,220.47	<sup>5</sup> 142,500,000.00	3,388,483,912.88
Subtotal			012	1000 000	670,162,838.91	5,704,396,000.00	-48,953,500.00	801,850,539.50	143,193,334.13	5,380,561,465.28
Watershed Rehabilitation Program, Natural Resources Conservation Service, Agriculture Fund Resources:										
Undisbursed Funds	2022		012	1002 000	-----	1,000,000.00	-----	454,917.71	-----	545,082.29
	2021				9,053,081.66	-----	-----	2,326,014.78	-----	6,727,066.88
	2020				5,000,000.00	-----	-----	-----	-----	5,000,000.00

Footnotes at End of Chapter

## Appropriations, Outlays, and Balances - Continued

Appropriation or Fund Account  Title	Account Symbol				Balances, Beginning of Fiscal Year	Appropriations and Other Obligational Authority <sup>1</sup>	Transfers Borrowings and Investment (Net) <sup>2</sup>	Outlays (Net)	Balances Withdrawn and Other Transactions <sup>3</sup>	Balances, End of Fiscal Year
	Period of Availability	ATA	AID	MAIN						
	2019				2,263,413.41	-----	-----	286,501.36	-----	1,976,912.05
	2018				2,349,549.48	-----	-223,800.00	673,183.96	-----	1,452,565.52
	2017				2,419,886.13	-----	-279,200.00	771,106.80	1,369,579.33	-----
	No Year				176,920,970.74	118,000,000.00	-----	28,264,422.79	-----	266,656,547.95
	Subtotal		012	1002	000	119,000,000.00	-503,000.00	32,776,147.40	1,369,579.33	282,358,174.69
Farm Security and Rural Investment Programs, Natural Resources										
Conservation Service, Agriculture										
Fund Resources:										
Undisbursed Funds										
	2019-2023		012	1004	000	75,311,471.21	-----	17,934,582.34	-----	57,376,888.87
	2022					-----	5,000,000.00	1,238,145.05	<sup>5</sup> 285,000.00	3,476,854.95
	2021					10,171,425.91	-----	2,937,781.27	-----	7,233,644.64
	2020-2021					4,931,635.21	-----	445,289.26	-----	4,486,345.95
	2020					5,538,394.97	-----	1,684,941.88	-----	3,853,453.09
	2019					1,643,463.81	-----	236,822.69	-----	1,406,641.12
	2018					1,705,642.62	-----	143,386.70	-----	1,562,255.92
	2017					853,406.89	-----	24,943.75	-----	<sup>10</sup> 828,463.14
	2016					836,830.19	-----	478.67	-----	<sup>11</sup> 836,351.52
	2015					995,676.69	-----	9,992.31	-----	<sup>12</sup> 985,684.38
	2014					40,508,752.80	-----	1,172.04	-----	<sup>13</sup> 40,507,580.76
	2013					327,654,373.07	-----	1,740,944.21	-----	<sup>14</sup> 325,913,428.86
	2012					320,292,483.96	-----	1,295,745.69	-----	<sup>15</sup> 318,996,738.27
	2011					224,297,112.48	-----	496,335.21	-----	<sup>16</sup> 223,800,777.27
	2010					181,589,970.12	-----	752,250.61	-----	<sup>17</sup> 180,837,719.51
	2009					133,818,470.19	-----	440,626.29	-----	<sup>18</sup> 133,377,843.90
	2008					236,827,610.73	-----	14,852.06	-----	<sup>19</sup> 236,812,758.67
	2007					262,021,370.91	-----	61,525.73	-----	<sup>19</sup> 261,959,845.18
	2006					362,562,756.49	-----	438,832.56	-----	<sup>19</sup> 362,123,923.93
	2005					477,960,316.34	-----	295,171.29	-----	<sup>19</sup> 477,665,145.05
	2004					62,914,753.61	-----	521,684.23	-----	<sup>19</sup> 62,393,069.38
	2003					25,656,942.19	-----	102,049.19	-----	<sup>20</sup> 25,554,893.00
	2002					7,181,471.50	-----	-----	-----	<sup>20</sup> 7,181,471.50
	No Year					8,738,796,256.97	3,578,887,000.00	-----	3,176,785,184.58	<sup>5</sup> 207,144,555.00
	Subtotal		012	1004	000	11,504,070,588.86	3,583,887,000.00	3,207,602,737.61	207,429,555.00	11,672,925,296.25
Resource Conservation and Development, Natural Resources Conservation										
Service, Agriculture										
Fund Resources:										
Undisbursed Funds										
	No Year		012	1010	000	72,428.93	-----	-----	-----	72,428.93
Watershed and Flood Prevention Operations, Natural Resources										

Footnotes at End of Chapter

Appropriations, Outlays, and Balances - Continued

Appropriation or Fund Account  Title	Account Symbol				Balances, Beginning of Fiscal Year	Appropriations and Other Obligational Authority <sup>1</sup>	Transfers Borrowings and Investment (Net) <sup>2</sup>	Outlays (Net)	Balances Withdrawn and Other Transactions <sup>3</sup>	Balances, End of Fiscal Year	
	Period of Availability	ATA	AID	MAIN							SUB
Conservation Service, Agriculture Fund Resources:											
Undisbursed Funds	2022		012	1072	000	-----	50,000,000.00	-----	155,452.99	<sup>5</sup> 2,850,000.00	46,994,547.01
	2021					46,592,481.48	-----	-----	5,080,791.29	-----	41,511,690.19
	2020					40,613,000.11	-----	-----	3,821,939.93	-----	36,791,060.18
	2019					38,627,774.93	-----	-----	4,609,308.02	-----	34,018,466.91
	No Year					1,460,162,111.75	875,000,000.00	-----	219,968,424.77	-----	2,115,193,686.98
	Subtotal		012	1072	000	1,585,995,368.27	925,000,000.00	-----	233,635,917.00	2,850,000.00	2,274,509,451.27
Healthy Forests Reserve Program, Natural Resources Conservation Service, Agriculture Fund Resources:											
Undisbursed Funds	No Year		012	1090	000	93.00	-----	-----	-----	-----	93.00
Water Bank Program, Natural Resources Conservation Service, Agriculture Fund Resources:											
Undisbursed Funds	No Year		012	3320	000	19,370,870.34	4,000,000.00	-----	3,768,379.82	-----	19,602,490.52
Wildlife Habitat Incentives Program, Natural Resources Conservation Service, Agriculture Fund Resources:											
Undisbursed Funds	2001		012	3322	000	48,493.67	-----	-----	-----	-----	<sup>21</sup> 48,493.67
<b>Public Enterprise Funds</b>											
Damage Assessment and Restoration Revolving Fund, Agriculture Fund Resources:											
Undisbursed Funds	No Year		012	4368	000	21,046,912.58	-----	2,703,665.31	4,406,473.12	-----	19,344,104.77
<b>Trust Fund Accounts</b>											
Miscellaneous Contributed Funds, Natural Resources Conservation Service, Agriculture Fund Resources:											
Undisbursed Funds	No Year		012	8210	000	505,119.36	-----	-----	-----	-----	505,119.36
Total, Natural Resources Conservation Service						13,999,279,615.34	10,636,283,000.00	-46,752,834.69	4,286,785,372.23	354,842,468.46	19,947,181,939.96
<b>Rural Development</b>											
<b>General Fund Accounts</b>											
Salaries and Expenses, Rural Development, Agriculture Fund Resources:											
Undisbursed Funds	2021-2023		012	0403	000	26,170,000.00	-----	-----	4,014,873.02	-----	22,155,126.98
	2022					-----	303,285,000.00	-----	190,371,038.71	<sup>5</sup> 171,000.00	112,742,961.29
	2021-2022					-----	-----	9,948,769.00	9,948,769.00	-----	-----
	2021					114,851,743.79	-----	-9,556,769.00	96,597,482.49	-----	8,697,492.30
	2020-2021					1,305,823.08	-----	-----	1,020,121.73	-----	285,701.35
	2020					20,733,470.40	-----	-----	3,794,298.11	-----	16,939,172.29
	2019-2020					9,817.52	-----	-----	6,492.66	-----	3,324.86
	2019					7,805,504.83	-----	-----	1,730,644.47	-----	6,074,860.36

Footnotes at End of Chapter

## Appropriations, Outlays, and Balances - Continued

Appropriation or Fund Account  Title	Account Symbol				Balances, Beginning of Fiscal Year	Appropriations and Other Obligational Authority <sup>1</sup>	Transfers Borrowings and Investment (Net) <sup>2</sup>	Outlays (Net)	Balances Withdrawn and Other Transactions <sup>3</sup>	Balances, End of Fiscal Year
	Period of Availability	ATA	AID	MAIN SUB						
	2018-2019				0.04	-----	-----	-----	-----	0.04
	2018				5,361,681.37	-----	-----	149,708.94	-----	5,211,972.43
	2017-2018				392,991.41	-----	-----	-----	-----	392,991.41
	2017				3,651,909.93	-----	-3,393,748.66	24,168.90	233,992.37	-----
	2016-2017				5,494,983.56	-----	-5,494,983.56	-----	-----	-----
	No Year				29,678,352.95	-----	33,085,000.00	13,088,174.23	-----	49,675,178.72
	Subtotal		012	0403	215,456,278.88	303,285,000.00	24,588,267.78	320,745,772.26	404,992.37	222,178,782.03
Rural Development Disaster Assistance Fund, Rural Development, Agriculture Fund Resources: Undisbursed Funds	No Year		012	0405	11,105,414.77	-----	-4,000,000.00	-----	-----	7,105,414.77
Total, Rural Development					226,561,693.65	303,285,000.00	20,588,267.78	320,745,772.26	404,992.37	229,284,196.80
<b>Rural Housing Service</b>										
<b>General Fund Accounts</b>										
Rental Assistance Program, Rural Housing Service, Agriculture Fund Resources: Undisbursed Funds	2022-2023		012	0137	-----	40,000,000.00	-----	10,184.99	-----	39,989,815.01
	2022				-----	1,410,000,000.00	-----	129,994,942.56	-----	1,280,005,057.44
	2021-2022				122,732,320.85	-----	-----	63,088,321.94	-----	59,643,998.91
	2021				1,208,349,901.42	-----	-----	856,376,079.89	-----	351,973,821.53
	2020-2021				40,000,000.00	-----	-----	14,267,866.81	-----	25,732,133.19
	2020				254,221,072.58	-----	-----	243,563,717.69	-----	10,657,354.89
	2019-2020				21,603,178.70	-----	-----	20,113,397.06	-----	1,489,781.64
	2019				10,654,570.57	-----	-----	4,022,686.35	-----	6,631,884.22
	2018-2019				1,650,799.79	-----	-----	980,678.29	-----	670,121.50
	2018				6,880,380.65	-----	-----	659,192.83	-----	6,221,187.82
	2017-2018				137,408.38	-----	-----	39,805.98	-----	97,602.40
	2017				3,408,624.22	-----	-----	-145,454.36	-----	<sup>22</sup> 3,554,078.58
	2016				3,993,279.13	-----	-----	257,409.22	-----	<sup>23</sup> 3,735,869.91
	2015				2,281,116.68	-----	-----	214,965.91	-----	<sup>24</sup> 2,066,150.77
	2014				1,824,980.96	-----	-----	196,382.11	-----	<sup>25</sup> 1,628,598.85
	2013				1,540,909.09	-----	-----	28,075.08	-----	<sup>26</sup> 1,512,834.01
	2012				2,238,833.24	-----	-----	120,373.30	-----	<sup>27</sup> 2,118,459.94
	2011				1,892,259.88	-----	-----	49,414.26	-----	<sup>28</sup> 1,842,845.62
	2010				1,629,097.45	-----	-----	27,515.04	-----	<sup>28</sup> 1,601,582.41
	2009-2010				971,532.65	-----	-----	7,283.29	-----	<sup>28</sup> 964,249.36
	2008-2009				405,703.01	-----	-----	12,227.96	-----	<sup>29</sup> 393,475.05
	2007-2008				888,820.09	-----	-----	40,006.39	-----	<sup>30</sup> 848,813.70
	2006				1,560,271.63	-----	-----	22,614.00	-----	<sup>31</sup> 1,537,657.63

Footnotes at End of Chapter

Appropriations, Outlays, and Balances - Continued

Appropriation or Fund Account  Title	Account Symbol				Balances, Beginning of Fiscal Year	Appropriations and Other Obligational Authority <sup>1</sup>	Transfers Borrowings and Investment (Net) <sup>2</sup>	Outlays (Net)	Balances Withdrawn and Other Transactions <sup>3</sup>	Balances, End of Fiscal Year
	Period of Availability	ATA	AID	MAIN						
	2005				1,020,320.67	-----	-----	167,183.55	-----	<sup>32</sup> 853,137.12
	2004				306,329.59	-----	-----	8,515.57	-----	<sup>33</sup> 297,814.02
	2003				1,242,360.52	-----	-----	98,881.26	-----	<sup>34</sup> 1,143,479.26
	2002				945,489.50	-----	-----	5,422.25	-----	<sup>35</sup> 940,067.25
	2001				173,232.22	-----	-----	23,741.55	-----	<sup>36</sup> 149,490.67
	2000				892,304.53	-----	-----	15,299.17	-----	<sup>37</sup> 877,005.36
	1999				147,742.16	-----	-----	882.00	-----	<sup>37</sup> 146,860.16
	1998				407,685.44	-----	-----	885.62	-----	<sup>38</sup> 406,799.82
	1997				263,917.09	-----	-----	467.00	-----	<sup>39</sup> 263,450.09
	1996				46,352.80	-----	-----	1,774.00	-----	<sup>40</sup> 44,578.80
	1995				95,874.89	-----	-----	201.00	-----	<sup>41</sup> 95,673.89
	1994				57,750.44	-----	-----	-----	-----	<sup>42</sup> 57,750.44
	1993				64,973.88	-----	-----	219.43	-----	<sup>43</sup> 64,754.45
	1992				202,947.71	-----	-----	-----	-----	<sup>43</sup> 202,947.71
	No Year				302,174.50	3,206,192.73	-----	3,206,192.73	-----	302,174.50
Authority to Borrow from the Treasury					18,044,294.27	-----	-----	-----	3,206,192.73	14,838,101.54
Subtotal		012	0137	000	1,713,078,811.18	1,453,206,192.73	-----	1,337,477,351.72	3,206,192.73	1,825,601,459.46
Rural Community Facilities Program Account, Rural Housing Service, Agriculture Fund Resources:										
Undisbursed Funds	2021-2023	012	1951	000	475,000,000.00	-----	-----	52,186,383.33	-----	422,813,616.67
	2020				840,639.08	-----	-----	438,163.26	-----	402,475.82
	No Year				274,025,904.76	421,670,829.00	-2,000,000.00	259,311,880.77	-----	434,384,852.99
Subtotal		012	1951	000	749,866,543.84	421,670,829.00	-2,000,000.00	311,936,427.36	-----	857,600,945.48
Expenses, Rural Housing Assistance Grants, Rural Housing Service, Agriculture Fund Resources:										
Undisbursed Funds	No Year	012	1953	000	65,275,400.38	51,000,000.00	-----	33,730,679.93	-----	82,544,720.45
Rural Housing Voucher Account, Rural Housing Service, Agriculture Fund Resources:										
Undisbursed Funds	2017-2018	012	2002	000	124,700.97	-----	-124,700.97	-----	-----	-----
	No Year				129,825,795.88	45,000,000.00	-90,780,439.36	32,006,988.28	-----	52,038,368.24
Subtotal		012	2002	000	129,950,496.85	45,000,000.00	-90,905,140.33	32,006,988.28	-----	52,038,368.24
Mutual and Self-Help Housing Grants, Rural Housing Service, Agriculture Fund Resources:										
Undisbursed Funds	No Year	012	2006	000	59,111,595.14	32,000,000.00	4,000,000.00	31,239,570.22	-----	63,872,024.92
Rural Housing Insurance Fund Program Account, Rural Housing Service, Agriculture Fund Resources:										
Undisbursed Funds	2021-2023	012	2081	000	37,822,687.20	-----	-----	1,659,466.82	-----	36,163,220.38
	2022				-----	472,451,235.00	-----	457,319,026.71	-----	15,132,208.29

Footnotes at End of Chapter

## Appropriations, Outlays, and Balances - Continued

Appropriation or Fund Account  Title	Account Symbol				Balances, Beginning of Fiscal Year	Appropriations and Other Obligational Authority <sup>1</sup>	Transfers Borrowings and Investment (Net) <sup>2</sup>	Outlays (Net)	Balances Withdrawn and Other Transactions <sup>3</sup>	Balances, End of Fiscal Year	
	Period of Availability	ATA	AID	MAIN							SUB
	2021				24,646,171.10	-----	-----	13,837,445.92	-----	10,808,725.18	
	2020				9,749,033.44	-----	-----	4,404,957.92	-----	5,344,075.52	
	2019				8,320,856.96	-----	-----	2,946,461.87	-----	5,374,395.09	
	2018-2019				12,607,896.27	-----	-----	15,871.81	-----	12,592,024.46	
	2018				3,653,974.93	-----	-----	314,079.24	-----	3,339,895.69	
	2017-2018				-----	-----	124,700.97	124,700.97	-----	-----	
	2017				5,783,926.67	-----	-----	180,799.96	-----	<sup>44</sup> 5,603,126.71	
	2016				3,765,494.68	-----	-----	4,305.61	-----	<sup>45</sup> 3,761,189.07	
	2014				1,506,504.76	-----	-----	-----	-----	<sup>25</sup> 1,506,504.76	
	2010				3,014,407.81	-----	-----	-----	3,014,407.81	-----	
	No Year				90,907,637.51	50,949,684.00	90,780,439.36	18,562,255.35	-----	214,075,505.52	
	Subtotal		012	2081	000	201,778,591.33	523,400,919.00	90,905,140.33	499,369,372.18	3,014,407.81	313,700,870.67
<b>Public Enterprise Funds</b>											
Rural Housing Insurance Fund, Liquidating Account, Rural Housing Service, Agriculture Fund Resources:											
	No Year		012	4141	000	94,680,841.38	-----	-----	-343,838,149.84	<sup>5</sup> 345,946,427.81	92,572,563.41
	Total, Rural Housing Service					3,013,742,280.10	2,526,277,940.73	2,000,000.00	1,901,922,239.85	352,167,028.35	3,287,930,952.63
<b>Rural Business - Cooperative Service</b>											
<b>General Fund Accounts</b>											
Healthy Foods Financing Initiative, Rural Business-Cooperative Service, Agriculture Fund Resources:											
	2021-2022		012	0015	000	5,000,000.00	-----	-----	-----	-----	5,000,000.00
	2020-2021					5,000,000.00	-----	-----	1,000,302.22	-----	3,999,697.78
	2019-2020					957,057.25	-----	-----	957,057.25	-----	-----
	2018-2019					480,940.81	-----	-----	476,887.12	-----	4,053.69
	2017-2018					0.28	-----	-----	-----	-----	0.28
	No Year					-----	5,000,000.00	-----	-----	-----	5,000,000.00
	Subtotal		012	0015	000	11,437,998.34	5,000,000.00	-----	2,434,246.59	-----	14,003,751.75
Rural Cooperative Development Grants, Rural Business-Cooperative Service, Agriculture Fund Resources:											
	2022		012	1900	000	-----	11,600,000.00	-----	1,134,589.00	-----	10,465,411.00
	2021					11,600,000.00	-----	-----	7,330,349.14	-----	4,269,650.86
	2020					4,299,514.05	-----	-----	3,499,963.03	-----	799,551.02
	2019					881,374.38	-----	-----	457,579.98	-----	423,794.40
	2018					697,181.41	-----	-----	412,374.08	-----	284,807.33
	2017					97,732.16	-----	-----	-----	97,732.16	-----
	No Year					138,799,726.24	35,021,739.00	-----	45,243,780.47	<sup>5</sup> 1,084,239.00	127,493,445.77

Footnotes at End of Chapter

Appropriations, Outlays, and Balances - Continued

Appropriation or Fund Account  Title	Account Symbol				Balances, Beginning of Fiscal Year	Appropriations and Other Obligational Authority <sup>1</sup>	Transfers Borrowings and Investment (Net) <sup>2</sup>	Outlays (Net)	Balances Withdrawn and Other Transactions <sup>3</sup>	Balances, End of Fiscal Year	
	Period of Availability	ATA	AID	MAIN SUB							
	Subtotal		012	1900	000	156,375,528.24	46,621,739.00	-----	58,078,635.70	1,181,971.16	143,736,660.38
Rural Business Program Account, Rural Business-Cooperative Service, Agriculture Fund Resources:											
Undisbursed Funds	2021-2022		012	1902	000	5,000,000.00	-----	-----	175,383.35	-----	4,824,616.65
	2020-2021					8,077,899.83	-----	-----	1,839,881.98	-----	6,238,017.85
	No Year					130,291,980.38	120,194,223.57	5,363,000.00	111,104,574.35	-----	144,744,629.60
	Subtotal		012	1902	000	143,369,880.21	120,194,223.57	5,363,000.00	113,119,839.68	-----	155,807,264.10
Rural Business Investment Program Account, Rural Business - Cooperative Service, Agriculture Fund Resources:											
Undisbursed Funds	No Year		012	1907	000	2,092,473.00	3,063.00	-----	3,063.00	-----	2,092,473.00
Transfer To:											
Small Business Administration	No Year	073	012	1907	000	694,414.00	-----	-----	-----	-----	694,414.00
	Subtotal		012	1907	000	2,786,887.00	3,063.00	-----	3,063.00	-----	2,786,887.00
Rural Energy for America Program, Rural Business-Cooperative Service, Agriculture Fund Resources:											
Undisbursed Funds	2022-2031		012	1908	000	-----	965,000,000.00	-----	-----	-----	965,000,000.00
	2022					-----	12,936,309.00	-----	518,074.00	-----	12,418,235.00
	2021					383,362.83	-----	-----	218,589.00	-----	164,773.83
	2020					118,961.00	-----	-----	86,485.00	-----	32,476.00
	2019					89.20	-----	-----	-----	-----	89.20
	2018					28,098.50	-----	-----	-----	-----	28,098.50
	2017					194,240.00	-----	-----	-----	194,240.00	-----
	No Year					98,936,868.31	50,000,000.00	-----	40,746,840.01	5 2,850,000.00	105,340,028.30
	Subtotal		012	1908	000	99,661,619.84	1,027,936,309.00	-----	41,569,988.01	3,044,240.00	1,082,983,700.83
Rural Microentrepreneur Assistance Program, Rural Business - Cooperative Service, Agriculture Fund Resources:											
Undisbursed Funds	2022		012	1955	000	-----	3,350,000.00	-----	37,815.64	-----	3,312,184.36
	2021					3,718,770.00	-----	-----	1,940,721.17	-----	1,778,048.83
	2020					4,084,784.52	-----	-----	1,008,554.33	-----	3,076,230.19
	2019					463,755.43	-----	-----	223,044.16	-----	240,711.27
	No Year					2,227,133.40	242,123.00	-----	810,538.56	-----	1,658,717.84
	Subtotal		012	1955	000	10,494,443.35	3,592,123.00	-----	4,020,673.86	-----	10,065,892.49
Intermediary Relending Program Fund Account, Rural Business-Cooperative Service, Agriculture Fund Resources:											
Undisbursed Funds	2022		012	2069	000	-----	7,398,473.00	-----	6,358,639.11	-----	1,039,833.89
	2021					2,172,377.83	-----	-----	456,184.97	-----	1,716,192.86
	2020					3,823,779.55	-----	-----	990,048.66	-----	2,833,730.89

Footnotes at End of Chapter



## Appropriations, Outlays, and Balances - Continued

Appropriation or Fund Account  Title	Account Symbol				Balances, Beginning of Fiscal Year	Appropriations and Other Obligational Authority <sup>1</sup>	Transfers Borrowings and Investment (Net) <sup>2</sup>	Outlays (Net)	Balances Withdrawn and Other Transactions <sup>3</sup>	Balances, End of Fiscal Year	
	Period of Availability	ATA	AID	MAIN							SUB
	2019				1,812,105.01	-----	-----	370,322.83	-----	1,441,782.18	
	2018				939,094.58	-----	-----	58,989.54	-----	880,105.04	
	2017				1,867,320.45	-----	-----	64,512.89	-----	<sup>44</sup> 1,802,807.56	
	2016				1,187,279.29	-----	-----	152,214.64	-----	<sup>45</sup> 1,035,064.65	
	2015				578,448.14	-----	-----	-----	-----	<sup>24</sup> 578,448.14	
	2014				382,945.87	-----	-----	12,533.80	-----	<sup>25</sup> 370,412.07	
	2011				1,927,075.58	-----	-----	-----	1,927,075.58	-----	
	2007				1,820,296.51	-----	-----	-----	1,820,296.51	-----	
	Subtotal		012	2069	000	16,510,722.81	7,398,473.00	-----	8,463,446.44	3,747,372.09	11,698,377.28
Energy Assistance Payments, Rural Business - Cooperative Service, Agriculture											
Fund Resources:											
Undisbursed Funds											
	2022-2031		012	2073	000	-----	500,000,000.00	-----	-----	500,000,000.00	
	No Year					99,776,664.09	107,000,000.00	-----	27,084,623.28	<sup>5</sup> 399,000.00	179,293,040.81
	Subtotal		012	2073	000	99,776,664.09	607,000,000.00	-----	27,084,623.28	399,000.00	679,293,040.81
Rural Economic Development Grants, Rural Business-Cooperative Service, Agriculture											
Fund Resources:											
Undisbursed Funds											
	No Year		012	3105	000	831,186,236.01	5,000,000.00	-----	12,045,585.95	<sup>5</sup> 703,380.00	823,437,270.06
Biorefinery Assistance Program Account, Rural Business - Cooperative Service, Agriculture											
Fund Resources:											
Undisbursed Funds											
	No Year		012	3106	000	377,702,101.36	1.00	-----	1.00	-----	377,702,101.36
Rural Economic Development Loans Program Account, Rural Business-Cooperative Service, Agriculture											
Fund Resources:											
Undisbursed Funds											
	No Year		012	3108	000	9,336,149.20	408,466.08	-----	401,873.25	-----	9,342,742.03
<b>Public Enterprise Funds</b>											
Alternative Agricultural Research and Commercialization Revolving Fund, Rural Business-Cooperative Service, Agriculture											
Fund Resources:											
Undisbursed Funds											
	No Year		012	4144	000	1,065,703.96	-----	-----	-----	1,065,703.96	
Rural Development Loan Fund, Liquidating Account, Rural Business-Cooperative Service, Agriculture											
Fund Resources:											
Undisbursed Funds											
	No Year		012	4233	000	74,139.83	-----	-----	-855,689.91	<sup>5</sup> 574,139.83	355,689.91
Total, Rural Business - Cooperative Service						1,759,778,074.24	1,823,154,397.65	5,363,000.00	266,366,286.85	9,650,103.08	3,312,279,081.96
<b>Rural Utilities Service</b>											
<b>General Fund Accounts</b>											
Rural Electrification and Telecommunications Loans Program Account,											

Footnotes at End of Chapter

Appropriations, Outlays, and Balances - Continued

Appropriation or Fund Account  Title	Account Symbol				Balances, Beginning of Fiscal Year	Appropriations and Other Obligational Authority <sup>1</sup>	Transfers Borrowings and Investment (Net) <sup>2</sup>	Outlays (Net)	Balances Withdrawn and Other Transactions <sup>3</sup>	Balances, End of Fiscal Year	
	Period of Availability	ATA	AID	MAIN							SUB
Rural Utilities Service, Agriculture Fund Resources: Undisbursed Funds	2022-2031		012	1230	000	----- 10,700,000,000.00	-----	-----	-----	10,700,000,000.00	
	2022					----- 570,478,411.71	-----	570,159,652.71	-----	318,759.00	
	2021					2,277,000.00	-----	4,915.85	-----	2,272,084.15	
	2020					3,349,489.43	-----	255,094.70	-----	3,094,394.73	
	2019					790,416.37	-----	104,959.79	-----	685,456.58	
	2017-2019					7,789,550.00	-----	84,180.00	-----	7,705,370.00	
	2018					93,568.10	-----	26,404.89	-----	67,163.21	
	2017					1,286,750.43	-----	55,293.35	-----	<sup>46</sup> 1,231,457.08	
	2016					84,097.40	-----	490.89	-----	<sup>45</sup> 83,606.51	
	No Year					49,067,415.71	-----	45,661,768.23	-----	59,121,748.48	
	Subtotal		012	1230	000	64,738,287.44	-----	616,352,760.41	-----	10,774,580,039.74	
Rural Telephone Bank Program Account, Rural Utilities Service Fund Resources: Undisbursed Funds	2022		012	1231	000	----- 2,542,958.81	-----	2,542,958.81	-----	-----	
Distance Learning, Telemedicine and Broadband Program, Rural Utilities Service, Agriculture Fund Resources: Undisbursed Funds	2020-2021		012	1232	000	96,601,498.00	-----	7,652,311.00	-----	88,949,187.00	
	No Year					1,852,156,805.17	-----	175,686,353.03	-----	4,233,191,075.08	
	Subtotal		012	1232	000	1,948,758,303.17	-----	183,338,664.03	-----	4,322,140,262.08	
Rural Water and Waste Disposal Program Account, Rural Utilities Service, Agriculture Fund Resources: Undisbursed Funds	No Year		012	1980	000	3,015,261,394.77	949,061,729.00	-36,448,000.00	891,484,151.79	-----	3,036,390,971.98
High Energy Cost Grants, Rural Utilities Service, Agriculture Fund Resources: Undisbursed Funds	No Year		012	2042	000	27,441,030.43	10,000,000.00	-----	7,331,415.07	-----	30,109,615.36
<b>Public Enterprise Funds</b>											
Rural Development Insurance Fund, Liquidating Account, Rural Utilities Service, Agriculture Fund Resources: Undisbursed Funds	No Year		012	4155	000	9,851,734.40	-----	-----	-41,273,169.03	<sup>9</sup> 39,851,734.40	11,273,169.03
Rural Electrification and Telephone Revolving Fund, Liquidating Account, Rural Utilities Service, Agriculture Fund Resources: Undisbursed Funds	No Year		012	4230	000	1,161,511,971.75	-2,622,372.98	-33,955,066.91	547,206,624.20	-----	577,727,907.66
Total, Rural Utilities Service						6,227,562,721.96	14,841,897,450.48	-70,403,066.91	2,206,983,405.28	39,851,734.40	18,752,221,965.85
<b>Foreign Agricultural Service</b>											
<b>General Fund Accounts</b>											

Footnotes at End of Chapter

## Appropriations, Outlays, and Balances - Continued

Appropriation or Fund Account  Title	Account Symbol				Balances, Beginning of Fiscal Year	Appropriations and Other Obligational Authority <sup>1</sup>	Transfers Borrowings and Investment (Net) <sup>2</sup>	Outlays (Net)	Balances Withdrawn and Other Transactions <sup>3</sup>	Balances, End of Fiscal Year	
	Period of Availability	ATA	AID	MAIN							SUB
Public Law 480, Liquidating Account, Foreign Agriculture Service, Agriculture Fund Resources: Undisbursed Funds	No Year		012	2274	000	76,918,588.33	-----	-----	-61,464,585.16	5 128,840,551.01	9,542,622.48
Public Law 480 Program Account, Agriculture Fund Resources: Undisbursed Funds	No Year		012	2277	000	944,591.02	9,723,183.00	-----	9,723,183.00	-----	944,591.02
Food for Peace Title II Grants, Foreign Agricultural Service, Agriculture Fund Resources: Undisbursed Funds	2021-2022		012	2278	000	400,712,380.64	-----	4,117,384.81	388,382,183.97	-----	16,447,581.48
	No Year					130,017,559.54	490,000,000.00	135,145,308.36	397,079,553.01	-----	358,083,314.89
Transfer To: United States Agency for International Development	2021-2022	072	012	2278	000	190,759,992.80	-----	-4,117,384.81	171,636,906.26	-----	15,005,701.73
	No Year					1,527,916,307.28	1,350,000,000.00	-135,145,308.36	1,327,350,023.31	-----	1,415,420,975.61
	Subtotal		012	2278	000	2,249,406,240.26	1,840,000,000.00	-----	2,284,448,666.55	-----	1,804,957,573.71
Salaries and Expenses, Foreign Agricultural Service, Agriculture Fund Resources: Undisbursed Funds	2022-2023		012	2900	000	-----	13,718,640.00	-----	-----	-----	13,718,640.00
	2022					-----	208,975,360.00	-----	159,591,074.64	-----	49,384,285.36
	2021-2022					13,310,100.00	-----	-----	12,812,621.12	-----	497,478.88
	2021					47,866,309.46	-----	-----	28,918,232.72	-----	18,948,076.74
	2020-2021					2,116,173.38	-----	-----	126,188.39	-----	1,989,984.99
	2020					22,587,141.17	-----	-----	3,056,931.38	-----	19,530,209.79
	2019-2020					485,876.99	-----	-----	-----	-----	485,876.99
	2019					19,166,329.47	-----	-----	913,057.20	-----	18,253,272.27
	2018-2019					417,644.26	-----	-----	-----	-----	417,644.26
	2018					7,052,685.20	-----	-3,000,000.00	-53,849.94	-----	4,106,535.14
	2017-2018					1,172,850.46	-----	-----	88,821.09	-----	1,084,029.37
	2017					6,904,417.45	-----	-5,350,000.00	631,433.90	922,983.55	-----
	2016-2017					585,052.00	-----	-----	2,117.78	582,934.22	-----
	No Year					30,480,272.65	6,950,000.00	-----	3,892,452.48	-----	33,537,820.17
	Subtotal		012	2900	000	152,144,852.49	229,644,000.00	-8,350,000.00	209,979,080.76	1,505,917.77	161,953,853.96
McGovern-Dole International Food for Education and Child Nutrition Program, Foreign Agricultural Service, Agriculture Fund Resources: Undisbursed Funds	No Year		012	2903	000	851,319,731.05	237,000,000.00	-----	192,175,013.64	-----	896,144,717.41
<b>Trust Fund Accounts</b>											
Miscellaneous Contributed Funds, Foreign Agricultural Service,											

Footnotes at End of Chapter

Appropriations, Outlays, and Balances - Continued

Appropriation or Fund Account  Title	Account Symbol				Balances, Beginning of Fiscal Year	Appropriations and Other Obligational Authority <sup>1</sup>	Transfers Borrowings and Investment (Net) <sup>2</sup>	Outlays (Net)	Balances Withdrawn and Other Transactions <sup>3</sup>	Balances, End of Fiscal Year	
	Period of Availability	ATA	AID	MAIN							SUB
Agriculture Fund Resources: Undisbursed Funds	No Year		012	8232	000	2,143,937.14	-----	-----	-----	2,143,937.14	
Foreign Service National Separation Liability Trust Fund, Foreign Agricultural Service, Agriculture Fund Resources: Undisbursed Funds	No Year		012	8505	000	16,755,135.07	-----	-----	1,214,083.91	15,541,051.16	
<b>Total, Foreign Agricultural Service</b>						<b>3,349,633,075.36</b>	<b>2,316,367,183.00</b>	<b>-8,350,000.00</b>	<b>2,636,075,442.70</b>	<b>130,346,468.78</b>	<b>2,891,228,346.88</b>
<b>Food and Nutrition Service</b>											
<b>General Fund Accounts</b>											
Supplemental Nutrition Assistance Program, Food and Nutrition Service, Agriculture Fund Resources: Undisbursed Funds	2021-2027		012	3505	000	824,199,664.03	-----	-----	766,077,040.18	-----	58,122,623.85
	2021-2026					25,000,000.00	-----	-----	117,272.16	-----	24,882,727.84
	2022-2024					-----	3,000,000,000.00	-----	-----	-----	3,000,000,000.00
	2022-2023					-----	1,096,650,000.00	-----	307,788,280.95	-----	788,861,719.05
	2021-2023					4,107,077,886.45	-----	-----	326,482,546.02	-----	3,780,595,340.43
	2022					-----	165,634,338,518.00	-----	127,307,675,211.27	-----	38,326,663,306.73
	2021-2022					777,836,259.20	-----	-----	646,143,318.46	-----	131,692,940.74
	2020-2022					3,000,000,000.00	-----	-----	-----	-----	3,000,000,000.00
	2021					46,064,547,048.95	-----	-----	18,867,814,680.05	-----	27,196,732,368.90
	2020-2021					253,186,679.97	-----	-----	150,600,257.79	-----	102,586,422.18
	2019-2021					2,020,000,000.00	-----	-----	1,138,376.60	-----	2,018,861,623.40
	2020					5,862,992,186.52	-----	-----	106,427,525.26	-----	5,756,564,661.26
	2019-2020					28,533,212.45	-----	-----	-30,357.96	-----	28,563,570.41
	2019					8,056,374,962.57	-----	-----	8,184,155.05	-----	8,048,190,807.52
	2018-2019					16,936,523.96	-----	-----	-438,778.43	-----	17,375,302.39
	2017-2019					2,832,249,020.00	-----	-----	-----	-----	2,832,249,020.00
	2018					5,098,517,598.85	-----	-----	9,081,185.29	-----	5,089,436,413.56
	2017-2018					28,616,833.43	-----	-----	13,792,061.60	-----	14,824,771.83
	2016-2018					372,247.01	-----	-----	-----	-----	372,247.01
	2015-2018					46,746,503.30	-----	-----	1,312,424.00	-----	45,434,079.30
	2014-2018					2,180,056.33	-----	-----	2,067,236.00	-----	112,820.33
	2017					5,293,291,949.15	-----	-----	-6,549,518.94	5,299,841,468.09	-----
	2016-2017					8,829,244.90	-----	-----	-----	8,829,244.90	-----
	2015-2017					2,742,472,725.00	-----	-----	-----	2,742,472,725.00	-----
	No Year					21,925,778.23	-----	-----	5,818,657.18	-----	16,107,121.05
	Subtotal		012	3505	000	87,111,886,380.30	169,730,988,518.00	-----	148,513,501,572.53	8,051,143,437.99	100,278,229,887.78

Footnotes at End of Chapter

## Appropriations, Outlays, and Balances - Continued

Appropriation or Fund Account  Title	Account Symbol				Balances, Beginning of Fiscal Year	Appropriations and Other Obligational Authority <sup>1</sup>	Transfers Borrowings and Investment (Net) <sup>2</sup>	Outlays (Net)	Balances Withdrawn and Other Transactions <sup>3</sup>	Balances, End of Fiscal Year
	Period of Availability	ATA	AID	MAIN						
Commodity Assistance Program, Food and Nutrition Service, Agriculture Fund Resources: Undisbursed Funds	2022-2023		012	3507	000	----- 465,879,580.00	-----	248,296,873.48	<sup>5</sup> 1,174,200.00	216,408,506.52
	2021-2022					197,050,989.72	-----	167,358,567.92	-----	29,692,421.80
	2021					274,552,906.75	-----	265,907,565.55	-----	8,645,341.20
	2020-2021					78,587,431.38	-----	61,388,826.09	-----	17,198,605.29
	2020					43.23	-----	43.23	-----	-----
	2019-2020					3,737,340.17	-----	210,438.71	-----	3,526,901.46
	2018-2019					3,389,467.38	-----	189,112.13	-----	3,200,355.25
	2017-2018					2,936,118.93	-----	-----	-----	2,936,118.93
	2016-2017					2,852,425.87	-----	-----	2,852,425.87	-----
	Subtotal		012	3507	000	563,106,723.43	465,879,580.00	743,351,427.11	4,026,625.87	281,608,250.45
Nutrition Programs Administration, Food and Nutrition Service, Agriculture Fund Resources: Undisbursed Funds	2022		012	3508	000	-----	168,365,000.00	-----	-----	40,461,851.12
	2021					30,690,647.53	-----	17,440,435.66	-----	13,250,211.87
	2019-2021					970,752.65	-----	880,242.70	-----	90,509.95
	2020					10,532,095.71	-----	576,936.72	-----	9,955,158.99
	2019					4,878,763.39	-----	118,009.60	-----	4,760,753.79
	2018					5,626,240.43	-----	4,150.00	-----	5,622,090.43
	2017					3,533,451.32	-----	-2,500,000.00	1,048,014.96	-----
	No Year					8,657,353.62	-----	-----	-----	8,657,353.62
	Subtotal		012	3508	000	64,889,304.65	168,365,000.00	-2,500,000.00	1,048,014.96	82,797,929.77
Special Supplemental Nutrition Program for Women, Infants, and Children (WIC), Food and Nutrition Service, Agriculture Fund Resources: Undisbursed Funds	2021-2024		012	3510	000	390,000,000.00	-----	1,184,226.50	-----	388,815,773.50
	2022-2023					-----	5,378,328,000.00	3,041,670,232.16	-----	2,336,657,767.84
	2021-2022					2,835,854,712.93	-----	2,388,422,189.87	-----	447,432,523.06
	2020-2021					182,908,515.52	-----	144,704,758.98	-----	38,203,756.54
	2019-2020					20,088,517.82	-----	7,781,906.12	-----	12,306,611.70
	2018-2019					22,827,907.36	-----	3,959,997.90	-----	18,867,909.46
	2017-2018					9,921,647.68	-----	1,894,585.03	-----	8,027,062.65
	2016-2017					5,469,894.69	-----	131,281.88	5,338,612.81	-----
	No Year					242,241,772.90	943,000.00	18,967,818.54	-----	224,216,954.36
	Subtotal		012	3510	000	3,709,312,968.90	5,379,271,000.00	5,608,716,996.98	5,338,612.81	3,474,528,359.11
Child Nutrition Programs, Food and Nutrition Service, Agriculture Fund Resources: Undisbursed Funds	2022-2023		012	3539	000	-----	29,344,904,720.00	-----	20,803,231,352.33	<sup>5</sup> 85,500,000.00
	2022					-----	250,000.00	-----	-----	250,000.00

Footnotes at End of Chapter

Appropriations, Outlays, and Balances - Continued

Appropriation or Fund Account  Title	Account Symbol				Balances, Beginning of Fiscal Year	Appropriations and Other Obligational Authority <sup>1</sup>	Transfers Borrowings and Investment (Net) <sup>2</sup>	Outlays (Net)	Balances Withdrawn and Other Transactions <sup>3</sup>	Balances, End of Fiscal Year	
	Period of Availability	ATA	AID	MAIN SUB							
	2021-2022				16,199,354,374.94	-----	-----	15,405,305,297.18	-----	794,049,077.76	
	2021				1,070,955,845.31	-----	-----	672,483,520.20	-----	398,472,325.11	
	2020-2021				459,376,215.19	-----	-----	90,599,102.97	-----	368,777,112.22	
	2019-2020				326,970,839.07	-----	-----	8,540,020.13	-----	318,430,818.94	
	2018-2019				166,742,800.32	-----	-----	5,415,604.62	-----	161,327,195.70	
	2018				124.00	-----	-----	-----	-----	124.00	
	2017-2018				170,259,985.52	-----	-----	1,475,798.47	-----	168,784,187.05	
	2016-2017				198,755,961.81	-----	-----	880,371.72	197,875,590.09	-----	
	2013-2017				6,361,165.36	-----	-----	-----	6,361,165.36	-----	
	No Year				538,400,279.93	285,029,771.00	-----	224,772,857.63	-----	598,657,193.30	
	Subtotal		012	3539	000	19,137,177,591.45	29,630,184,491.00	-----	37,212,703,925.25	289,736,755.45	11,264,921,401.75
Total, Food and Nutrition Service						110,586,372,968.73	205,374,688,589.00	-2,500,000.00	192,225,182,281.79	8,351,293,447.08	115,382,085,828.86
<b>Forest Service</b>											
<b>General Fund Accounts</b>											
Capital Improvement and Maintenance, Forest Service, Agriculture Fund Resources:											
Undisbursed Funds	2022-2025		012	1103	000	-----	219,169,000.00	-----	58,628,221.43	-----	160,540,778.57
	2021-2024					87,259,614.55	-----	-----	47,580,148.40	-----	39,679,466.15
	2020-2023					61,293,393.12	-----	-----	26,327,850.10	-----	34,965,543.02
	2019-2022					17,612,349.54	-----	-----	10,573,958.28	-----	7,038,391.26
	2020-2021					15,812,688.30	-----	-----	3,491,008.62	-----	12,321,679.68
	2018-2021					11,334,288.84	-----	-----	5,806,619.23	-----	5,527,669.61
	2017-2020					968,467.38	-----	-----	48,500.78	-----	919,966.60
	No Year					63,370,457.57	470,000,000.00	-----	18,629,020.54	-----	514,741,437.03
	Subtotal		012	1103	000	257,651,259.30	689,169,000.00	-----	171,085,327.38	-----	775,734,931.92
Forest and Rangeland Research, Forest Service, Agriculture Fund Resources:											
Undisbursed Funds	2022-2025		012	1104	000	-----	301,046,000.00	-----	196,672,754.83	-----	104,373,245.17
	2021-2024					69,395,239.82	-----	-3,200,000.00	31,436,685.45	-----	34,758,554.37
	2020-2023					49,668,689.56	-----	-----	24,076,147.92	-----	25,592,541.64
	2019-2022					17,601,364.62	-----	-----	9,347,179.23	-----	8,254,185.39
	2020-2021					2,070,222.81	-----	-----	1,125,583.71	-----	944,639.10
	2018-2021					5,255,166.54	-----	-----	2,912,400.29	-----	2,342,766.25
	2017-2020					2,079,411.23	-----	-----	1,246,003.90	-----	833,407.33
	No Year					2,826,019.39	85,480,000.00	-----	1,574,777.44	-----	86,731,241.95
	Subtotal		012	1104	000	148,896,113.97	386,526,000.00	-3,200,000.00	268,391,532.77	-----	263,830,581.20
State and Private Forestry, Forest Service, Agriculture Fund Resources:											
Undisbursed Funds	2022-2031		012	1105	000	-----	2,750,000,000.00	-----	-----	-----	2,750,000,000.00

Footnotes at End of Chapter

## Appropriations, Outlays, and Balances - Continued

Appropriation or Fund Account  Title	Account Symbol					Balances, Beginning of Fiscal Year	Appropriations and Other Obligational Authority <sup>1</sup>	Transfers Borrowings and Investment (Net) <sup>2</sup>	Outlays (Net)	Balances Withdrawn and Other Transactions <sup>3</sup>	Balances, End of Fiscal Year
	Period of Availability	ATA	AID	MAIN	SUB						
	2022-2025					-----	566,905,840.00	-----	50,240,661.60	-----	516,665,178.40
	2021-2024					215,137,027.97	-----	-2,500,000.00	63,476,761.90	-----	149,160,266.07
	2020-2023					148,716,090.46	-----	-----	58,287,471.06	-----	90,428,619.40
	2019-2022					85,230,624.01	-----	-----	33,737,086.75	-----	51,493,537.26
	2018-2021					39,548,618.14	-----	-----	16,125,691.26	-----	23,422,926.88
	2017-2020					5,430,618.65	-----	-----	2,612,921.70	-----	2,817,696.95
	2018-2019					592,515.93	-----	-----	200,910.95	-----	391,604.98
	2017-2018					200,720.71	-----	-----	180,445.54	-----	20,275.17
	2016-2017					23,724.48	-----	-----	-----	23,724.48	-----
	No Year					27,915,074.72	71,153,000.00	-----	11,484,393.37	-----	87,583,681.35
Transfer To:											
National Park Service, Interior	2018-2021	014	012	1105	010	31,002.13	-----	-----	30,967.56	-----	34.57
	2017-2020					29,535.36	-----	-----	-----	-----	29,535.36
	No Year					22,051.20	-----	-----	-----	-----	22,051.20
Bureau of Land Management, Interior	2018-2021	014	012	1105	011	190,749.00	-----	-----	-----	-----	190,749.00
	No Year					41,793.83	-----	-----	-----	-----	41,793.83
U.S. Fish and Wildlife Service, Interior	2022-2025	014	012	1105	016	-----	85,240.00	-----	-----	-----	85,240.00
	2021-2024					187,000.00	-----	-----	89,987.52	-----	97,012.48
	2020-2023					6,978.00	-----	-----	6,975.43	-----	2.57
	2019-2022					30,000.30	-----	-----	-----	-----	30,000.30
	2018-2021					505.97	-----	-----	-----	-----	505.97
	2017-2020					36,625.00	-----	-----	-----	-----	36,625.00
	No Year					879.84	-----	-----	-----	-----	879.84
Bureau of Indian Affairs, Interior	No Year	014	012	1105	020	12.21	-----	-----	-134.85	-----	147.06
Army	No Year	021	012	1105	000	209,933.76	-----	-----	-----	-----	209,933.76
Air Force	2017-2020	057	012	1105	000	7,948.89	-----	-----	-----	-----	7,948.89
	No Year					96,353.70	-----	-----	-----	-----	96,353.70
Corps of Engineers	No Year	096	012	1105	000	40,216.60	-----	-----	-----	-----	40,216.60
	Subtotal		012	1105	000	523,726,600.86	3,388,144,080.00	-2,500,000.00	236,474,139.79	23,724.48	3,672,872,816.59
National Forest System, Forest Service, Agriculture Fund Resources:											
Undisbursed Funds	2022-2031		012	1106	000	-----	350,000,000.00	-----	-----	-----	350,000,000.00
	2022-2030					-----	5,683,000.00	-----	-----	-----	5,683,000.00
	2022-2025					-----	1,866,050,000.00	-----	1,496,310,048.26	-----	369,739,951.74
	2021-2024					326,312,362.02	-----	-2,928,309.00	188,609,825.83	-----	134,774,227.19
	2020-2023					196,388,668.41	-----	-6,076,695.00	72,544,866.37	-----	117,767,107.04
	2019-2022					92,893,028.60	-----	-----	38,775,725.65	-----	54,117,302.95
	2020-2021					10,390,225.37	-----	-----	4,802,320.46	-----	5,587,904.91
	2018-2021					44,684,279.86	-----	-----	12,381,332.33	-----	32,302,947.53

Footnotes at End of Chapter

Appropriations, Outlays, and Balances - Continued

Appropriation or Fund Account  Title	Account Symbol				Balances, Beginning of Fiscal Year	Appropriations and Other Obligational Authority <sup>1</sup>	Transfers Borrowings and Investment (Net) <sup>2</sup>	Outlays (Net)	Balances Withdrawn and Other Transactions <sup>3</sup>	Balances, End of Fiscal Year
	Period of Availability	ATA	AID	MAIN						
	2017-2020				12,739,389.94	-----	-----	4,940,072.81	-----	7,799,317.13
	No Year				104,658,222.44	1,197,303,000.00	2,120.00	74,947,410.17	-----	1,227,015,932.27
Transfer To:										
Interior, Bureau of Land Management	No Year	014	012	1106	011	40,327.64	-----	11,333.53	-----	28,994.11
Funds Held Outside the Treasury			012	1106	000	67,631.00	-----	-2,120.00	-----	65,511.00
Subtotal			012	1106	000	788,174,135.28	3,419,036,000.00	-9,005,004.00	1,893,322,935.41	2,304,882,195.87
Wildland Fire Management, Forest Service, Agriculture Fund Resources:										
Undisbursed Funds	2022-2031		012	1115	000	-----	1,800,000,000.00	-----	-----	1,800,000,000.00
	2019-2022				26,915,434.01	-----	-----	16,405,571.09	-----	10,509,862.92
	2020-2021				1,920,260.25	-----	-----	491,697.46	-----	1,428,562.79
	2018-2021				47,962,696.23	-----	-----	2,533,744.10	-----	45,428,952.13
	2017-2020				43,068,959.54	-----	-----	10,394,680.49	-----	32,674,279.05
	No Year				1,132,415,011.43	3,098,028,000.00	1,218,469,000.00	4,090,446,437.88	-----	1,358,465,573.55
Subtotal			012	1115	000	1,252,282,361.46	4,898,028,000.00	1,218,469,000.00	4,120,272,131.02	3,248,507,230.44
Payment to States, Northern Spotted Owl Guarantee, Forest Service, Agriculture Fund Resources:										
Undisbursed Funds	2022		012	1117	000	-----	116,000,000.00	-----	116,000,000.00	-----
	2019				15.66	-----	-----	-----	-----	15.66
Subtotal			012	1117	000	15.66	116,000,000.00	-----	116,000,000.00	15.66
Management of National Forest Lands for Subsistence Uses, Forest Service, Agriculture Fund Resources:										
Undisbursed Funds	2022-2025		012	1119	000	-----	1,099,000.00	-----	237,095.96	861,904.04
	2021-2024				852,470.36	-----	-----	538,111.12	-----	314,359.24
	2020-2023				304,791.54	-----	-----	172,554.63	-----	132,236.91
	2019-2022				298,933.75	-----	-----	63,252.38	-----	235,681.37
	2018-2021				35,475.26	-----	-----	5,475.00	-----	30,000.26
	2017-2020				367.80	-----	-----	-----	-----	367.80
	No Year				13,383.54	-----	-----	2,952.00	-----	10,431.54
Subtotal			012	1119	000	1,505,422.25	1,099,000.00	-----	1,019,441.09	1,584,981.16
Wildfire Suppression Operations Reserve Fund, Forest Service, Agriculture Fund Resources:										
Undisbursed Funds	No Year		012	1121	000	1,220,000,000.00	1,570,000,000.00	-1,220,000,000.00	-----	1,570,000,000.00
Forest Service Operations, Forest Service, Agriculture Fund Resources:										
Undisbursed Funds	2022-2025		012	1122	000	-----	1,128,535,913.00	-----	785,056,690.33	343,479,222.67
	2021-2024				302,535,547.89	-----	8,628,309.00	237,478,492.94	-----	73,685,363.95
	2020-2023				8,144,331.33	-----	6,076,695.00	13,138,607.06	-----	1,082,419.27

Footnotes at End of Chapter



## Appropriations, Outlays, and Balances - Continued

Appropriation or Fund Account	Account Symbol				Balances, Beginning of Fiscal Year	Appropriations and Other Obligational Authority <sup>1</sup>	Transfers Borrowings and Investment (Net) <sup>2</sup>	Outlays (Net)	Balances Withdrawn and Other Transactions <sup>3</sup>	Balances, End of Fiscal Year	
Title	Period of Availability	ATA	AID	MAIN							SUB
	No Year				-----	264,382,000.00	1,531,000.00	37,614,182.55	-----	228,298,817.45	
	Subtotal		012	1122	000	310,679,879.22	1,392,917,913.00	16,236,004.00	1,073,287,972.88	-----	646,545,823.34
<b>Special Fund Accounts</b>											
Land Acquisition, Forest Service, Agriculture Fund Resources:											
Undisbursed Funds	No Year		012	5004	000	185,383,194.05	122,268,619.00	-----	36,578,877.02	-----	271,072,936.03
Payments to States, National Forests Fund, Forest Service, Agriculture Fund Resources:											
Undisbursed Funds	No Year		012	5201	000	111,374,030.25	149,446,757.90	-----	134,646,822.87	-----	126,173,965.28
Timber Roads, Purchaser Elections, Forest Service, Agriculture Fund Resources:											
Undisbursed Funds	No Year		012	5202	000	35,119,800.99	2,000,000.00	-----	953,361.20	-----	36,166,439.79
Roads and Trails for States, National Forests Fund, Forest Service, Agriculture Fund Resources:											
Undisbursed Funds	No Year		012	5203	000	47,347.75	18,887,505.54	-----	37,676.06	\$ 18,887,505.54	9,671.69
Timber Salvage Sales, Forest Service, Agriculture Fund Resources:											
Undisbursed Funds	No Year		012	5204	000	86,860,805.83	32,809,505.19	-----	25,226,281.99	-----	94,444,029.03
Expenses, Brush Disposal, Forest Service, Agriculture Fund Resources:											
Undisbursed Funds	No Year		012	5206	000	29,268,109.25	4,961,778.13	-----	6,235,458.90	-----	27,994,428.48
Range Betterment Fund, Forest Service, Agriculture Fund Resources:											
Undisbursed Funds	2022-2025		012	5207	000	-----	2,473,512.00	-----	1,070,890.06	-----	1,402,621.94
	2021-2024					1,525,685.04	-----	-----	593,518.21	-----	932,166.83
	2020-2023					849,433.61	-----	-----	479,379.06	-----	370,054.55
	2019-2022					413,870.90	-----	-----	269,396.18	-----	144,474.72
	2018-2021					113,779.98	-----	-----	35,744.55	-----	78,035.43
	2017-2020					126,745.60	-----	-----	10,264.73	-----	116,480.87
	No Year					126,308.72	-----	-----	32,181.33	-----	94,127.39
	Subtotal		012	5207	000	3,155,823.85	2,473,512.00	-----	2,491,374.12	-----	3,137,961.73
Acquisition of Lands for National Forests, Special Acts, Forest Service, Agriculture Fund Resources:											
Undisbursed Funds	2022		012	5208	000	-----	664,000.00	-----	-----	-----	664,000.00
	2021					520,000.00	-----	-----	-----	-----	520,000.00
	2020					151,600.00	-----	-----	-----	-----	151,600.00
	2019					159,954.34	-----	-----	-----	-----	159,954.34
	2018					109,776.93	-----	-----	-----	-----	109,776.93
	2017					166,000.00	-----	-----	3,685.00	162,315.00	-----

Footnotes at End of Chapter

**Appropriations, Outlays, and Balances - Continued**

Appropriation or Fund Account  Title	Account Symbol				Balances, Beginning of Fiscal Year	Appropriations and Other Obligational Authority <sup>1</sup>	Transfers Borrowings and Investment (Net) <sup>2</sup>	Outlays (Net)	Balances Withdrawn and Other Transactions <sup>3</sup>	Balances, End of Fiscal Year
	Period of Availability	ATA	AID	MAIN						
Subtotal		012	5208	000	1,107,331.27	664,000.00	-----	3,685.00	162,315.00	1,605,331.27
Payment to Minnesota (Cook, Lake, and Saint Louis Counties) from the National Forests Fund, Forest Service, Agriculture Fund Resources: Undisbursed Funds	No Year	012	5213	000	9,384,900.00	6,150,000.00	-----	5,799,450.00	-----	9,735,450.00
Licensee Programs, Forest Service, Agriculture Fund Resources: Undisbursed Funds	No Year	012	5214	000	3,102,775.18	1,198,835.49	-----	901,575.78	-----	3,400,034.89
Restoration of Forest Lands and Improvements, Forest Service, Agriculture Fund Resources: Undisbursed Funds	No Year	012	5215	000	265,225,238.22	3,702,064.80	589,534.00	19,445,296.81	-----	250,071,540.21
Acquisition of Lands to Complete Land Exchanges, Forest Service, Agriculture Fund Resources: Undisbursed Funds	2022-2025	012	5216	000	-----	150,000.00	-----	-----	-----	150,000.00
	2021-2024				770,966.00	-----	-----	100,000.00	-----	670,966.00
	2018-2021				115,000.00	-----	-----	-----	-----	115,000.00
	No Year				35,016,729.95	4,425,423.04	-----	1,784,676.88	-----	37,657,476.11
Subtotal		012	5216	000	35,902,695.95	4,575,423.04	-----	1,884,676.88	-----	38,593,442.11
Operation and Maintenance of Quarters, Forest Service, Agriculture Fund Resources: Undisbursed Funds	No Year	012	5219	000	32,229,519.45	11,284,168.71	-----	8,003,826.31	-----	35,509,861.85
Quinalt Special Management Area, Forest Service, Agriculture Fund Resources: Undisbursed Funds	No Year	012	5223	000	18,296.14	273.64	-----	3,329.35	-----	15,240.43
Timber Sales Pipeline Restoration Fund, Forest Service, Agriculture Fund Resources: Undisbursed Funds	No Year	012	5264	000	11,141,679.65	6,207,262.11	-----	4,004,306.28	-----	13,344,635.48
Recreation Fee Demonstration Program, Forest Service, Agriculture Fund Resources: Undisbursed Funds	No Year	012	5268	000	152,936,174.92	131,964,707.98	-----	100,464,812.36	-----	184,436,070.54
MNP Rental Fee Account, Forest Service, Agriculture Fund Resources: Undisbursed Funds	No Year	012	5277	000	4,266,489.63	793,640.57	-----	899,673.25	-----	4,160,456.95
Land Between the Lakes Management Fund, Forest Service, Agriculture Fund Resources: Undisbursed Funds	No Year	012	5360	000	7,746,724.64	4,211,544.34	-----	5,228,432.23	-----	6,729,836.75
Administration of Rights-of-Way and Other Land Uses Fund, Forest Service, Agriculture Fund Resources: Undisbursed Funds	No Year	012	5361	000	26,347,083.15	1,838,119.85	-----	4,036,495.06	-----	24,148,707.94

Footnotes at End of Chapter

## Appropriations, Outlays, and Balances - Continued

Appropriation or Fund Account	Account Symbol					Balances, Beginning of Fiscal Year	Appropriations and Other Obligational Authority <sup>1</sup>	Transfers Borrowings and Investment (Net) <sup>2</sup>	Outlays (Net)	Balances Withdrawn and Other Transactions <sup>3</sup>	Balances, End of Fiscal Year
Title	Period of Availability	ATA	AID	MAIN	SUB						
State and Private Forestry, Forest Service, Agriculture Fund Resources: Undisbursed Funds	No Year		012	5367	000	246,123,032.53	83,861,867.00	-----	52,691,847.56	-----	277,293,051.97
Hardwood Technology Transfer and Applied Research Fund, Forest Service, Agriculture Fund Resources: Undisbursed Funds	No Year		012	5462	000	66,279.53	-----	-----	-----	-----	66,279.53
Stewardship Contracting Product Sales, Forest Service, Agriculture Fund Resources: Undisbursed Funds	No Year		012	5540	000	83,052,809.87	28,585,903.46	-----	18,711,160.41	-----	92,927,552.92
National Parks and Public Land Legacy Restoration Fund, Forest Service, Agriculture Fund Resources: Undisbursed Funds	No Year		012	5716	000	17,004,420.89	103,555,721.00	-----	105,324,440.27	-----	15,235,701.62
Payments to Counties, National Grasslands, Forest Service, Agriculture Fund Resources: Undisbursed Funds	No Year		012	5896	000	14,321,364.92	55,104,802.98	-----	51,963,678.66	-----	17,462,489.24
<b>Intragovernmental Funds</b>											
Working Capital Fund, Forest Service, Agriculture Fund Resources: Undisbursed Funds	No Year		012	4605	000	360,453,449.93	-----	-----	-97,740,480.88	-----	458,193,930.81
<b>Trust Fund Accounts</b>											
Cooperative Work, Forest Service, Agriculture Fund Resources: Undisbursed Funds	No Year		012	8028	000	380,032,725.41	70,990,627.25	-----	54,083,916.04	-----	396,939,436.62
Donations for Forest and Rangeland Research, Forest Service, Agriculture Fund Resources: Undisbursed Funds	2018-2021		012	8034	000	1,382.71	-----	-----	-----	-----	1,382.71
	2017-2020					29.29	-----	-----	-----	-----	29.29
	No Year					111,673.96	-----	-----	1,042.34	-----	110,631.62
	Subtotal			012	8034	000	113,085.96	-----	-----	1,042.34	-----
Land Between the Lakes Trust Fund, Forest Service, Agriculture Fund Resources: Undisbursed Funds Unrealized Discount on Investments Investments in US Treasury Securities	No Year		012	8039	000	415,066.00	127,891.34	-----	8,679.53	-----	534,277.81
						-9,769.47	-----	-----	-----	-----	-9,769.47
						5,684,059.83	-----	-----	-----	-----	5,684,059.83
	Subtotal			012	8039	000	6,089,356.36	127,891.34	-----	8,679.53	-----
Reforestation Trust Fund, Forest Service, Agriculture Fund Resources: Undisbursed Funds	No Year		012	8046	000	33,329,654.10	261,780,813.88	-----	62,840,122.41	-----	232,270,345.57

Footnotes at End of Chapter

Appropriations, Outlays, and Balances - Continued

Appropriation or Fund Account  Title	Account Symbol				Balances, Beginning of Fiscal Year	Appropriations and Other Obligational Authority <sup>1</sup>	Transfers Borrowings and Investment (Net) <sup>2</sup>	Outlays (Net)	Balances Withdrawn and Other Transactions <sup>3</sup>	Balances, End of Fiscal Year
	Period of Availability	ATA	AID	MAIN SUB						
Total, Forest Service					6,644,119,987.67	16,970,365,338.20	589,534.00	8,484,583,298.15	19,073,545.02	15,111,418,016.70
<b>Buildings and Facilities</b>										
<b>General Fund Accounts</b>										
Agriculture Buildings and Facilities, Agriculture Fund Resources:										
Undisbursed Funds	No Year		012	0117 000	173,794,517.50	34,997,000.00	-----	48,212,787.95	-----	160,578,729.55
Total, Buildings and Facilities					173,794,517.50	34,997,000.00	-----	48,212,787.95	-----	160,578,729.55
<b>Office of Chief Financial Officer</b>										
<b>General Fund Accounts</b>										
Expenses, Office of the Chief Financial Officer, Agriculture Fund Resources:										
Undisbursed Funds	2022		012	0014 000	-----	7,068,000.00	-----	5,326,496.89	-----	1,741,503.11
	2021				1,102,356.71	-----	-----	578,644.06	-----	523,712.65
	2020				147,030.58	-----	-----	-7,627.64	-----	154,658.22
	2019				167,732.86	-----	-----	12,426.58	-----	155,306.28
	2018				134,775.79	-----	-----	14.02	-----	134,761.77
	2017				124,909.67	-----	-110,000.00	-26.06	14,935.73	-----
	Subtotal		012	0014 000	1,676,805.61	7,068,000.00	-110,000.00	5,909,927.85	14,935.73	2,709,942.03
Total, Office of Chief Financial Officer					1,676,805.61	7,068,000.00	-110,000.00	5,909,927.85	14,935.73	2,709,942.03
<b>Office of Chief Information Officer</b>										
<b>General Fund Accounts</b>										
Expenses, Office of the Chief Information Officer, Agriculture Fund Resources:										
Undisbursed Funds	2022		012	0013 000	-----	84,746,000.00	-----	48,206,265.00	-----	36,539,735.00
	2021				17,223,116.95	-----	-----	16,303,222.30	-----	919,894.65
	2020				2,914,159.34	-----	-----	1,527,949.26	-----	1,386,210.08
	2019				536,373.44	-----	-----	164,472.96	-----	371,900.48
	2018				671,224.59	-----	-----	-47,036.57	-----	718,261.16
	2017				948,277.10	-----	-----	-8,217.41	956,494.51	-----
	No Year				18,141,399.89	12,000,000.00	-----	17,513,110.95	-----	12,628,288.94
	Subtotal		012	0013 000	40,434,551.31	96,746,000.00	-----	83,659,766.49	956,494.51	52,564,290.31
Total, Office of Chief Information Officer					40,434,551.31	96,746,000.00	-----	83,659,766.49	956,494.51	52,564,290.31
<b>Hazardous Materials Management</b>										
<b>General Fund Accounts</b>										
Hazardous Materials Management, Agriculture Fund Resources:										
Undisbursed Funds	No Year		012	0500 000	17,257,019.53	7,540,000.00	-----	2,883,038.46	-----	21,913,981.07

Footnotes at End of Chapter

## Appropriations, Outlays, and Balances - Continued

Appropriation or Fund Account  Title	Account Symbol				Balances, Beginning of Fiscal Year	Appropriations and Other Obligational Authority <sup>1</sup>	Transfers Borrowings and Investment (Net) <sup>2</sup>	Outlays (Net)	Balances Withdrawn and Other Transactions <sup>3</sup>	Balances, End of Fiscal Year	
	Period of Availability	ATA	AID	MAIN							SUB
Total, Hazardous Materials Management					17,257,019.53	7,540,000.00	-----	2,883,038.46	-----	21,913,981.07	
<b>Farm Production and Conservation</b>											
<b>General Fund Accounts</b>											
Farm Production and Conservation Business Center, Farm Production and Conservation Programs, Agriculture Fund Resources:											
Undisbursed Funds	2022		012	0180	000	-----	298,405,000.00	-----	254,371,894.06	-----	44,033,105.94
	2021					37,716,159.83	-----	-----	29,446,337.04	-----	8,269,822.79
	2020					23,087,844.64	-----	-----	15,728,231.52	-----	7,359,613.12
	2019					13,997,674.11	-----	-----	7,409,253.81	-----	6,588,420.30
	Subtotal		012	0180	000	74,801,678.58	298,405,000.00	-----	306,955,716.43	-----	66,250,962.15
Total, Farm Production and Conservation						74,801,678.58	298,405,000.00	-----	306,955,716.43	-----	66,250,962.15
<b>Deductions for Offsetting Receipts</b>											
Proprietary Receipts from the Public						-----	-1,067,917,328.06	-----	-5,776,187,570.14	-----	-----
Intrabudgetary Receipts Deducted by Agency						-----	-19,883,520.76	-----	-19,883,520.76	-----	-----
Offsetting Governmental Receipts						-----	-25,000,000.00	-----	-25,000,000.00	-----	-----
Total, Offsetting Receipts						-----	-1,112,800,848.82	-----	-5,821,071,090.90	-----	-----
Total, Department of Agriculture						199,047,877,271.99	3,879,066,668,164.57	-3,539,620,100,193.80	245,210,427,372.34	54,827,391,966.74	233,748,355,661.60
<b>Memorandum</b>											
<b>Financing Accounts</b>											
<b>Public Enterprise Funds</b>											
Rural Business Investment Program Guaranteed Financing Account, Rural Business - Cooperative Service Fund Resources:											
Undisbursed Funds	No Year		012	4033	000	2,503,328.66	-----	-1,479,000.00	-13,449.56	-----	1,037,778.22
Authority to Borrow from the Treasury						-----	150,000.00	-69,000.00	-----	81,000.00	-----
	Subtotal		012	4033	000	2,503,328.66	150,000.00	-1,548,000.00	-13,449.56	81,000.00	1,037,778.22
P.L. 480 Direct Loan Financing Account Fund Resources:											
Undisbursed Funds	No Year		012	4049	000	27,001,210.90	-----	-50,789,167.60	-50,415,852.74	-----	26,627,896.04
Authority to Borrow from the Treasury						-----	11,500,000.00	-11,500,000.00	-----	-----	-----
	Subtotal		012	4049	000	27,001,210.90	11,500,000.00	-62,289,167.60	-50,415,852.74	-----	26,627,896.04
Enterprise for the America's Initiative, Financing Account Fund Resources:											
Undisbursed Funds	No Year		012	4143	000	83,820,110.05	-----	-----	-12,549,982.97	-----	96,370,093.02
Distance Learning and Telemedicine Direct Loan Financing Account,											

Footnotes at End of Chapter

Appropriations, Outlays, and Balances - Continued

Appropriation or Fund Account  Title	Account Symbol				Balances, Beginning of Fiscal Year	Appropriations and Other Obligational Authority <sup>1</sup>	Transfers Borrowings and Investment (Net) <sup>2</sup>	Outlays (Net)	Balances Withdrawn and Other Transactions <sup>3</sup>	Balances, End of Fiscal Year	
	Period of Availability	ATA	AID	MAIN							SUB
Rural Utilities Service Fund Resources:											
Undisbursed Funds	No Year		012	4146	000	35,608,574.43	-----	42,455,000.00	2,156,068.56	-----	75,907,505.87
Authority to Borrow from the Treasury						277,252,662.59	1,828,940,722.00	-79,051,000.00	-----	1,546,076,517.66	481,065,866.93
Subtotal			012	4146	000	312,861,237.02	1,828,940,722.00	-36,596,000.00	2,156,068.56	1,546,076,517.66	556,973,372.80
Farm Storage Facility Direct Loan Financing Account, Farm Service Agency Fund Resources:											
Undisbursed Funds	No Year		012	4158	000	427,622,736.40	-----	141,149,152.22	160,615,403.02	-----	408,156,485.60
Authority to Borrow from the Treasury						-----	540,265,949.00	-409,156,715.34	-----	131,109,233.66	-----
Subtotal			012	4158	000	427,622,736.40	540,265,949.00	-268,007,563.12	160,615,403.02	131,109,233.66	408,156,485.60
Rural Economic Development Direct Loans Financing Account, Rural Business-Cooperative Development Service Fund Resources:											
Undisbursed Funds	No Year		012	4176	000	46,558,824.06	-----	-14,322,000.00	-19,571,626.30	-----	51,808,450.36
Authority to Borrow from the Treasury						34,460,695.80	153,057,733.22	-32,230,000.00	-----	105,367,810.77	49,920,618.25
Subtotal			012	4176	000	81,019,519.86	153,057,733.22	-46,552,000.00	-19,571,626.30	105,367,810.77	101,729,068.61
Rural Electrification and Telephone Direct Loan Financing Account, Rural Utilities Service Fund Resources:											
Undisbursed Funds	No Year		012	4208	000	4,098,329,468.02	3,240,646.09	<sup>47,48</sup> 3,533,128,322.38	3,591,948,802.75	-----	4,042,749,633.74
Authority to Borrow from the Treasury						15,695,140,551.25	9,360,174,987.06	-6,542,963,366.05	-----	3,645,171,402.04	14,867,180,770.22
Subtotal			012	4208	000	19,793,470,019.27	9,363,415,633.15	-3,009,835,043.67	3,591,948,802.75	3,645,171,402.04	18,909,930,403.96
Rural Electrification and Telephone Guaranteed Loan Financing Account, Rural Electrification Administration Fund Resources:											
Undisbursed Funds	No Year		012	4209	000	0.93	-----	-----	-0.04	-----	0.97
Authority to Borrow from the Treasury						199.07	-----	-----	-----	-----	199.07
Subtotal			012	4209	000	200.00	-----	-----	-0.04	-----	200.04
Rural Telephone Bank Direct Loan Financing Account, Rural Utilities Service Fund Resources:											
Undisbursed Funds	No Year		012	4210	000	10,652,165.71	-----	-12,634,000.00	-5,517,320.18	-----	3,535,485.89
Authority to Borrow from the Treasury						-----	5,229,715.00	-----	-----	5,229,715.00	-----
Subtotal			012	4210	000	10,652,165.71	5,229,715.00	-12,634,000.00	-5,517,320.18	5,229,715.00	3,535,485.89
Apple Loans Direct Loan Financing Account, Farm Service Agency Fund Resources:											
Undisbursed Funds	No Year		012	4211	000	17.40	-----	-20.00	-14,107.98	-----	14,105.38
Authority to Borrow from the Treasury						-----	1.00	-----	-----	1.00	-----
Subtotal			012	4211	000	17.40	1.00	-20.00	-14,107.98	1.00	14,105.38
Agricultural Credit Insurance Fund Direct Loan Financing Account,											

Footnotes at End of Chapter

## Appropriations, Outlays, and Balances - Continued

Appropriation or Fund Account  Title	Account Symbol				Balances, Beginning of Fiscal Year	Appropriations and Other Obligational Authority <sup>1</sup>	Transfers Borrowings and Investment (Net) <sup>2</sup>	Outlays (Net)	Balances Withdrawn and Other Transactions <sup>3</sup>	Balances, End of Fiscal Year	
	Period of Availability	ATA	AID	MAIN							SUB
Consolidated Farm Service Agency Fund Resources:											
Undisbursed Funds	No Year		012	4212	000	2,503,422,953.26	-----	872,148,171.99	1,261,532,764.94	-----	2,114,038,360.31
Authority to Borrow from the Treasury						695,986,465.04	7,627,389,973.00	-3,460,230,022.99	-----	4,244,686,665.48	618,459,749.57
Subtotal			012	4212	000	3,199,409,418.30	7,627,389,973.00	-2,588,081,851.00	1,261,532,764.94	4,244,686,665.48	2,732,498,109.88
Agricultural Credit Insurance Fund Guaranteed Loan Financing Account, Consolidated Farm Service Agency Fund Resources:											
Undisbursed Funds	No Year		012	4213	000	167,006,026.51	-----	-13,899,475.73	-30,395,568.60	-----	183,502,119.38
Authority to Borrow from the Treasury						1,493,044.07	77,405,611.00	-3,964,328.60	-----	73,149,053.06	1,785,273.41
Subtotal			012	4213	000	168,499,070.58	77,405,611.00	-17,863,804.33	-30,395,568.60	73,149,053.06	185,287,392.79
Rural Housing Insurance Fund Direct Loan Financing Account, Rural Housing and Community Development Service Fund Resources:											
Undisbursed Funds	No Year		012	4215	000	1,432,714,718.56	-532,854,226.00	<sup>49</sup> 288,249,953.01	-136,247,387.36	-----	1,324,357,832.93
Authority to Borrow from the Treasury						610,547,498.61	4,372,784,093.91	-1,685,167,226.00	-----	2,222,256,088.20	1,075,908,278.32
Subtotal			012	4215	000	2,043,262,217.17	3,839,929,867.91	-1,396,917,272.99	-136,247,387.36	2,222,256,088.20	2,400,266,111.25
Rural Housing Insurance Fund Guaranteed Loan Financing Account, Rural Housing and Community Development Service Fund Resources:											
Undisbursed Funds	No Year		012	4216	000	819,743,064.33	-----	1,228,409,800.00	1,865,763,509.03	-----	182,389,355.30
Authority to Borrow from the Treasury						25,584,930.60	2,861,423,214.00	-1,293,370,000.00	-----	1,568,309,296.49	25,328,848.11
Subtotal			012	4216	000	845,327,994.93	2,861,423,214.00	-64,960,200.00	1,865,763,509.03	1,568,309,296.49	207,718,203.41
Rural Development Insurance Fund Guaranteed Loan Financing Account, Rural Utilities Service Fund Resources:											
Undisbursed Funds	No Year		012	4218	000	742,801.50	-----	-1,000.00	12,485.83	-----	729,315.67
Authority to Borrow from the Treasury						4,057,833.13	-----	-----	-----	-----	4,057,833.13
Subtotal			012	4218	000	4,800,634.63	-----	-1,000.00	12,485.83	-----	4,787,148.80
Rural Development Loan Fund Direct Loan Financing Account, Rural Business and Cooperative Development Service Fund Resources:											
Undisbursed Funds	No Year		012	4219	000	30,975,174.07	-----	-18,490,000.00	-14,374,685.75	-----	26,859,859.82
Authority to Borrow from the Treasury						33,311,733.59	16,929,772.41	-12,471,000.00	-----	6,277,485.82	31,493,020.18
Subtotal			012	4219	000	64,286,907.66	16,929,772.41	-30,961,000.00	-14,374,685.75	6,277,485.82	58,352,880.00
Emergency Boll Weevil Direct Loan Financing Account, Farm Service Agency Fund Resources:											
Undisbursed Funds	No Year		012	4221	000	120,779.62	-----	-117,603.74	1.32	-----	3,174.56
Authority to Borrow from the Treasury						10.00	3,176.14	-3,184.14	-----	2.00	-----
Subtotal			012	4221	000	120,789.62	3,176.14	-120,787.88	1.32	2.00	3,174.56
Rural Business and Industry Loan, Direct Financing Account, Rural											

Footnotes at End of Chapter

Appropriations, Outlays, and Balances - Continued

Appropriation or Fund Account  Title	Account Symbol				Balances, Beginning of Fiscal Year	Appropriations and Other Obligational Authority <sup>1</sup>	Transfers Borrowings and Investment (Net) <sup>2</sup>	Outlays (Net)	Balances Withdrawn and Other Transactions <sup>3</sup>	Balances, End of Fiscal Year	
	Period of Availability	ATA	AID	MAIN							SUB
Business Cooperative Service Fund Resources:											
Undisbursed Funds	No Year		012	4223	000	1,194,203.69	-----	72,000.00	942,554.60	-----	323,649.09
Authority to Borrow from the Treasury						-----	2,045,508.00	-265,000.00	-----	1,780,508.00	-----
Subtotal			012	4223	000	1,194,203.69	2,045,508.00	-193,000.00	942,554.60	1,780,508.00	323,649.09
Rural Community Facility Loans Direct Financing Account, Rural Housing Service Fund Resources:											
Undisbursed Funds	No Year		012	4225	000	607,589,159.51	-----	521,672,000.00	303,984,008.39	-----	825,277,151.12
Authority to Borrow from the Treasury						4,647,501,635.08	3,911,940,952.03	-1,136,833,000.00	-----	2,558,921,429.60	4,863,688,157.51
Subtotal			012	4225	000	5,255,090,794.59	3,911,940,952.03	-615,161,000.00	303,984,008.39	2,558,921,429.60	5,688,965,308.63
Rural Water and Waste Disposal Loans Direct Financing Account, Rural Utilities Service Fund Resources:											
Undisbursed Funds	No Year		012	4226	000	871,105,887.01	-----	264,183,000.00	22,646,361.91	-----	1,112,642,525.10
Authority to Borrow from the Treasury						4,888,570,030.41	1,713,381,385.00	-1,143,891,000.00	-----	276,733,082.32	5,181,327,333.09
Subtotal			012	4226	000	5,759,675,917.42	1,713,381,385.00	-879,708,000.00	22,646,361.91	276,733,082.32	6,293,969,858.19
Rural Business and Industry Loans Guaranteed Financing Account, Rural Business-Cooperative Service Fund Resources:											
Undisbursed Funds	No Year		012	4227	000	238,664,976.32	-----	-16,233,100.00	-32,132,918.49	-----	254,564,794.81
Authority to Borrow from the Treasury						-----	7,787,100.00	-7,787,100.00	-----	-----	-----
Subtotal			012	4227	000	238,664,976.32	7,787,100.00	-24,020,200.00	-32,132,918.49	-----	254,564,794.81
Rural Community Facility Loans Guaranteed Financing Account, Rural Housing Service Fund Resources:											
Undisbursed Funds	No Year		012	4228	000	26,936,720.31	-----	2,523,000.00	3,379,266.10	-----	26,080,454.21
Authority to Borrow from the Treasury						212,162.31	2,468,348.39	-2,642,000.00	-----	38,510.70	-----
Subtotal			012	4228	000	27,148,882.62	2,468,348.39	-119,000.00	3,379,266.10	38,510.70	26,080,454.21
Renewable Energy Guaranteed Loan Financing Account, Rural Business - Cooperative Fund Resources:											
Undisbursed Funds	No Year		012	4267	000	28,280,427.74	-----	1,258,000.00	5,820,122.27	-----	23,718,305.47
Authority to Borrow from the Treasury						4,816,900.00	-----	-1,287,000.00	-----	-----	3,529,900.00
Subtotal			012	4267	000	33,097,327.74	-----	-29,000.00	5,820,122.27	-----	27,248,205.47
Multi-Family Housing Revitalization Direct Loan Financing, Rural Housing Service Fund Resources:											
Undisbursed Funds	No Year		012	4269	000	8,743,304.01	532,854,226.00	-541,597,530.01	-----	-----	-----
Authority to Borrow from the Treasury						157,616,668.38	-----	-----	-----	-----	157,616,668.38
Subtotal			012	4269	000	166,359,972.39	532,854,226.00	-541,597,530.01	-----	-----	157,616,668.38
Agricultural Credit Insurance Fund Direct Loan Financing Account-											

Footnotes at End of Chapter



## Appropriations, Outlays, and Balances - Continued

Appropriation or Fund Account  Title	Account Symbol				Balances, Beginning of Fiscal Year	Appropriations and Other Obligational Authority <sup>1</sup>	Transfers Borrowings and Investment (Net) <sup>2</sup>	Outlays (Net)	Balances Withdrawn and Other Transactions <sup>3</sup>	Balances, End of Fiscal Year
	Period of Availability	ATA	AID	MAIN						
Recovery Act, Consolidated Farm Service Agency, Agriculture Fund Resources:										
Undisbursed Funds	No Year		012	4284	802,491.42	-----	-674,000.00	-1,366,501.32	-----	1,494,992.74
Authority to Borrow from the Treasury					-----	622,112.00	-----	-----	622,112.00	-----
Subtotal			012	4284	802,491.42	622,112.00	-674,000.00	-1,366,501.32	622,112.00	1,494,992.74
Commodity Credit Corporation Export Guaranteed Financing Account Fund Resources:										
Undisbursed Funds	No Year		012	4337	18,722,018.65	-----	-15,768,632.56	-10,781,713.07	-----	13,735,099.16
Authority to Borrow from the Treasury					-----	6,124,825.64	-6,124,825.64	-----	-----	-----
Subtotal			012	4337	18,722,018.65	6,124,825.64	-21,893,458.20	-10,781,713.07	-----	13,735,099.16
Rural Microenterprise Investment Direct Loan Financing Account, Rural Business - Cooperative Service, Agriculture Fund Resources:										
Undisbursed Funds	No Year		012	4354	3,644,291.88	-----	-1,798,000.00	-1,817,763.40	-----	3,664,055.28
Authority to Borrow from the Treasury					6,785,411.23	154,085,294.00	-1,841,000.00	-----	152,572,746.37	6,456,958.86
Subtotal			012	4354	10,429,703.11	154,085,294.00	-3,639,000.00	-1,817,763.40	152,572,746.37	10,121,014.14
Biorefinery Assistance Guaranteed Loan Financing Account, Rural Business - Cooperative Service, Agriculture Fund Resources:										
Undisbursed Funds	No Year		012	4355	81,768,924.64	-----	-5,302,000.00	5,903,726.53	-----	70,563,198.11
Authority to Borrow from the Treasury					695,000.00	-----	-----	-----	-----	695,000.00
Subtotal			012	4355	82,463,924.64	-----	-5,302,000.00	5,903,726.53	-----	71,258,198.11
Food Supply Chain and Agriculture Pandemic Response Guaranteed Loans Financing Account, Office of the Secretary, Agriculture Fund Resources:										
Undisbursed Funds	No Year		012	4391	-----	-----	-----	-2,752,757.81	-----	2,752,757.81
<b>Total, Financing Accounts</b>					<b>38,658,307,790.75</b>	<b>32,656,951,118.89</b>	<b>-9,628,703,898.80</b>	<b>6,906,753,439.68</b>	<b>16,538,382,660.17</b>	<b>38,241,418,910.99</b>

Footnotes at End of Chapter

Footnotes

- 1 The amounts in this column, unless otherwise footnoted, represent appropriations, increases and rescissions in borrowing authority or new contract authority. Appropriation accounts with appropriation transfer activity are presented in Table 1 (Appropriations and Appropriation Transfers) at the end of this chapter.
- 2 The amounts in this column, unless otherwise footnoted, represent transfers - other than appropriation transfers, borrowings (gross), investments (net), unrealized discounts or funds held outside the Treasury.
- 3 The amounts in this column, unless otherwise footnoted, represent obligated balances canceled for fiscal year 2017 pursuant to 31 U.S.C. 1553 and adjustments to borrowing and contract authority.
- 4 Represents Price Support, Supply and Relation Programs.
- 5 Represents capital transfer to miscellaneous receipts.
- 6 The opening balance(s) of the following account(s) have been adjusted during the current fiscal year and do not agree with last year's closing balance(s):

<u>Account Symbol: (ATA, AID, POA, MAIN, SUB)</u>	<u>Adjustment</u>
012 X 0115 000 - Undi sbursed Funds	-\$3,600,000,000.00
012 X 0408 000 - Undi sbursed Funds	\$3,600,000,000.00
012 2021 1143 000 - Undi sbursed Funds	-\$14,700,949.22
012 X 4336 000 - Authority to Borrow from the Treasury	\$2,122,294,173.00

- 7 Subject to disposition by the administrative agency.
- 8 Pursuant to Public Law # 7 U.S.C. 7632 (k)(5), the balance for this account has been extended beyond the normal period of availability to liquidate obligations.
- 9 The opening balance of 012 X 5209 000 has been adjusted during the current fiscal year by -\$71,136,000.00 and does not agree with last year's closing balance.
- 10 Pursuant to Public Law # 115-31, 131 Stat. 167 Sec. 707, the balance for this account has been extended beyond the normal period of availability to liquidate obligations.
- 11 Pursuant to Public Law # 114-113, 129 Stat. 2273 Sec. 707, the balance for this account has been extended beyond the normal period of availability to liquidate obligations.
- 12 Pursuant to Public Law # 113-235, 128 Stat. 2162 Sec. 707, the balance for this account has been extended beyond the normal period of availability to liquidate obligations.
- 13 Pursuant to Public Law # 113-76, 128 Stat. 34 Sec. 707, the balance for this account has been extended beyond the normal period of availability to liquidate obligations.
- 14 Pursuant to Public Law # 113-6, 127 Stat. 227 Sec. 708, the balance for this account has been extended beyond the normal period of availability to liquidate obligations.
- 15 Pursuant to Public Law # 112-55, 125 Stat. 581 Sec. 708, the balance for this account has been extended beyond the normal period of availability to liquidate obligations.
- 16 Pursuant to Public Law # 111-80, 123 Stat. 2122 Sec. 719; 112-10, 125 Stat. 102 Sec. 1101, the balance for this account has been extended beyond the normal period of availability to liquidate obligations.
- 17 Pursuant to Public Law # 111-80, 123 Stat. 2122 Sec. 719, the balance for this account has been extended beyond the normal period of availability to liquidate obligations.
- 18 Pursuant to Public Law # 111-8, 123 Stat. 556 Sec. 720, the balance for this account has been extended beyond the normal period of availability to liquidate obligations.
- 19 Pursuant to Public Law # 110-161, 121 Stat. 1878 Sec. 725, the balance for this account has been extended beyond the normal period of availability to liquidate obligations.
- 20 Pursuant to Public Law # 108-447, 118 Stat. 2847 Sec. 766, the balance for this account has been extended beyond the normal period of availability to liquidate obligations.
- 21 Pursuant to Public Law # 109-234, 120 Stat. 446, the balance for this account has been extended beyond the normal period of availability to liquidate obligations.
- 22 Pursuant to Public Law # 115-31, 131 Stat. 152-153, the balance for this account has been extended beyond the normal period of availability to liquidate obligations.
- 23 Pursuant to Public Law # 114-113, 129 Stat. 2259; 114-113, 129 Stat. 2273 Sec. 705, the balance for this account has been extended beyond the normal period of availability to liquidate obligations.
- 24 Pursuant to Public Law # 113-235, 128 Stat. 2148 Sec. 705, the balance for this account has been extended beyond the normal period of availability to liquidate obligations.
- 25 Pursuant to Public Law # 113-76, 128 Stat. 34 Sec. 705, the balance for this account has been extended beyond the normal period of availability to liquidate obligations.
- 26 Pursuant to Public Law # 113-6, 127 Stat. 226, the balance for this account has been extended beyond the normal period of availability to liquidate obligations.
- 27 Pursuant to Public Law # 112-55, 125 Stat. 581, the balance for this account has been extended beyond the normal period of availability to liquidate obligations.
- 28 Pursuant to Public Law # 111-80, 123 Stat. 2105, 2119 and 2120, the balance for this account has been extended beyond the normal period of availability to liquidate obligations.
- 29 Pursuant to Public Law # 111-8, 123 Stat. 553 and 554, the balance for this account has been extended beyond the normal period of availability to liquidate obligations.
- 30 Pursuant to Public Law # 110-161, 121 Stat. 1875 and 1861, the balance for this account has been extended beyond the normal period of availability to liquidate obligations.
- 31 Pursuant to Public Law # 109-97, 119 Stat. 2150 Sec. 711, the balance for this account has been extended beyond the normal period of availability to liquidate obligations.
- 32 Pursuant to Public Law # 108-447, 118 Stat. 2839, the balance for this account has been extended beyond the normal period of availability to liquidate obligations.

## Appropriations, Outlays, and Balances - Continued

---

### Footnotes

---

- 33 Pursuant to Public Law # 108-199, 118 Stat. 32 Sec. 712, the balance for this account has been extended beyond the normal period of availability to liquidate obligations.
- 34 Pursuant to Public Law # 108-7, 117 Stat. 39 Sec. 712, the balance for this account has been extended beyond the normal period of availability to liquidate obligations.
- 35 Pursuant to Public Law # 107-76, 115 Stat. 733 Sec. 712, the balance for this account has been extended beyond the normal period of availability to liquidate obligations.
- 36 Pursuant to Public Law # 106-387, 114 Stat. 1549A-29, the balance for this account has been extended beyond the normal period of availability to liquidate obligations.
- 37 Pursuant to Public Law # 106-78, 113 Stat. 1162 Sec. 713, the balance for this account has been extended beyond the normal period of availability to liquidate obligations.
- 38 Pursuant to Public Law # 105-86, 111 Stat. 2097; 2098, the balance for this account has been extended beyond the normal period of availability to liquidate obligations.
- 39 Pursuant to Public Law # 104-180, 110 Stat. 1584, the balance for this account has been extended beyond the normal period of availability to liquidate obligations.
- 40 Pursuant to Public Law # 104-19, 109 Stat. 217-318, the balance for this account has been extended beyond the normal period of availability to liquidate obligations.
- 41 Pursuant to Public Law # 103-330, 108 Stat. 2454, the balance for this account has been extended beyond the normal period of availability to liquidate obligations.
- 42 Pursuant to Public Law # 103-111, 107 Stat. 1065, the balance for this account has been extended beyond the normal period of availability to liquidate obligations.
- 43 Pursuant to Public Law # 102-341, 106 Stat. 893, the balance for this account has been extended beyond the normal period of availability to liquidate obligations.
- 44 Pursuant to Public Law # 115-141, 131 Stat. 166 Sec. 705, the balance for this account has been extended beyond the normal period of availability to liquidate obligations.
- 45 Pursuant to Public Law # 114-113, 129 Stat. 2273 Sec. 705, the balance for this account has been extended beyond the normal period of availability to liquidate obligations.
- 46 Pursuant to Public Law # 115-31, 131 Stat. 166 Sec. 705, the balance for this account has been extended beyond the normal period of availability to liquidate obligations.
- 47 Includes \$3,105,957,572.38 which represents net borrowing from the Federal Financing Bank in lieu of issuance of agency debt.
- 48 Includes \$427,170,750.00 which represents net borrowing from the U.S. Treasury.
- 49 Includes \$279,506,649.00 which represents net borrowing from the U.S. Treasury.

Footnotes

Table 1 - Appropriations and Appropriation Transfers - Department of Agriculture

AID	ATA	Period of Availability	MAIN	Net Appropriations and Appropriation Transfers	Appropriation Amount	Net Appropriation Transfers	AID Involved	ATA Involved	Period of Availability Involved	MAIN Involved	Amount From or To (-)
012		X	0013	12,000,000.00	0.00	12,000,000.00	012		X	0115	12,000,000.00
012		22	0014	7,068,000.00	7,118,000.00	-50,000.00	012		X	4609	-50,000.00
012		X	0115	30,000,000.00	54,525,000.00	-24,525,000.00	012		X	0013	-12,000,000.00
							012		X	3700	-12,525,000.00
012		22	0115	73,896,816.00	56,710,000.00	17,186,816.00	012		X	4336	20,000,000.00
							012		X	4609	-2,813,184.00
012		22	0129	1,021,630.00	1,327,000.00	-305,370.00	012		X	4609	-305,370.00
012		22	0180	298,405,000.00	238,177,000.00	60,228,000.00	012		X	1004	60,228,000.00
012		22	0215	2,250,000.00	0.00	2,250,000.00	012		X	4336	2,250,000.00
012		22	0403	303,285,000.00	300,285,000.00	3,000,000.00	012		X	4336	3,000,000.00
012		X	0502	31,000,000.00	0.00	31,000,000.00	012		22	0502	31,000,000.00
012		22	0502	574,605,000.00	552,605,000.00	22,000,000.00	012		X	0502	-31,000,000.00
							012		X	4336	53,000,000.00
012		2223	0502	35,000,000.00	5,000,000.00	30,000,000.00	012		X	4085	10,000,000.00
							012		X	4336	20,000,000.00
012		X	0600	703,773,394.00	0.00	703,773,394.00	012		22	0600	703,773,394.00
012		22	0600	449,296,606.00	1,173,070,000.00	-723,773,394.00	012		X	0600	-703,773,394.00
							012		2223	0600	-15,000,000.00
							012		X	4609	-5,000,000.00
012		2223	0600	15,000,000.00	0.00	15,000,000.00	012		22	0600	15,000,000.00
012		22	0706	16,023,000.00	16,173,000.00	-150,000.00	012		X	4609	-150,000.00
012		X	0900	6,435,000.00	0.00	6,435,000.00	012		X	1106	3,674,000.00
							012		X	1115	2,761,000.00
012		2225	0900	1,886,800.00	0.00	1,886,800.00	012		2225	1103	360,000.00
							012		2225	1105	1,526,800.00
012		X	1000	3,507,000,000.00	7,000,000.00	3,500,000,000.00	012		X	4336	3,500,000,000.00
012		X	1004	3,578,887,000.00	5,000,000.00	3,573,887,000.00	012		22	0180	-60,228,000.00
							012		X	4336	3,634,115,000.00
012		22	1004	5,000,000.00	0.00	5,000,000.00	012		X	4336	5,000,000.00
012		22	1072	50,000,000.00	0.00	50,000,000.00	012		X	4336	50,000,000.00
012		2225	1103	219,169,000.00	231,049,000.00	-11,880,000.00	012		2225	0900	-360,000.00
							012		2225	1122	-11,520,000.00

## Appropriations, Outlays, and Balances - Continued

### Footnotes

Table 1 - Appropriations and Appropriation Transfers - Department of Agriculture

AID	ATA	Period of Availability	MAIN	Net Appropriations and Appropriation Transfers	Appropriation Amount	Net Appropriation Transfers	AID Involved	ATA Involved	Period of Availability Involved	MAIN Involved	Amount From or To (-)
012		X	1104	85,480,000.00	25,000,000.00	60,480,000.00	012		X	1106	54,980,000.00
							012		X	1115	7,000,000.00
							012		X	1122	-1,500,000.00
012		2225	1104	301,046,000.00	298,616,000.00	2,430,000.00	012		2225	1105	4,020,000.00
							012		2225	1122	-1,590,000.00
012		X	1105	71,153,000.00	50,000,000.00	21,153,000.00	012		X	1106	21,153,000.00
012		2225	1105	566,905,840.00	620,558,000.00	-53,652,160.00	012		2225	0900	-1,526,800.00
							012		2225	1104	-4,020,000.00
							012		2225	1122	-48,020,120.00
							012	014	2225	1105	-85,240.00
012		X	1106	1,197,303,000.00	1,444,800,000.00	-247,497,000.00	012		X	0900	-3,674,000.00
							012		X	1104	-54,980,000.00
							012		X	1105	-21,153,000.00
							012		X	1115	-30,663,000.00
							012		X	1122	-128,027,000.00
							013		X	1450	-1,501,225.00
							014		X	1611	-7,498,775.00
012		2225	1106	1,866,050,000.00	1,866,545,000.00	-495,000.00	012		2225	1122	-495,000.00
012		2230	1106	5,683,000.00	0.00	5,683,000.00	014		2230	2641	5,683,000.00
012		X	1115	3,098,028,000.00	2,557,306,000.00	540,722,000.00	012		X	0900	-2,761,000.00
							012		X	1104	-7,000,000.00
							012		X	1106	30,663,000.00
							012		X	1121	550,000,000.00
							012		X	1122	-29,855,000.00
							014		X	1125	-325,000.00
012		X	1121	1,570,000,000.00	2,120,000,000.00	-550,000,000.00	012		X	1115	-550,000,000.00
012		X	1122	264,382,000.00	105,000,000.00	159,382,000.00	012		X	1104	1,500,000.00
							012		X	1106	128,027,000.00
							012		X	1115	29,855,000.00
012		2225	1122	1,128,535,913.00	1,069,086,000.00	59,449,913.00	012		2225	1103	11,520,000.00
							012		2225	1104	1,590,000.00
							012		2225	1105	48,020,120.00

Footnotes

Table 1 - Appropriations and Appropriation Transfers - Department of Agriculture

AID	ATA	Period of Availability	MAIN	Net Appropriations and Appropriation Transfers	Appropriation Amount	Net Appropriation Transfers	AID Involved	ATA Involved	Period of Availability Involved	MAIN Involved	Amount From or To (-)
							012		2225	1106	495,000.00
							014		2225	1125	-2,175,207.00
012		22	1230	535,138,411.71	536,889,652.71	-1,751,241.00	012		X	4609	-1,751,241.00
012		22	1400	1,653,622,284.00	1,653,996,000.00	-373,716.00	012		X	4609	-373,716.00
012		X	1500	544,924,000.00	5,000,000.00	539,924,000.00	012		22	1500	539,924,000.00
012		22	1500	500,483,090.40	1,047,544,000.00	-547,060,909.60	012		X	1500	-539,924,000.00
							012		2223	1500	-6,000,000.00
							012		X	4609	-1,136,909.60
012		2223	1500	11,000,000.00	5,000,000.00	6,000,000.00	012		22	1500	6,000,000.00
012		22	1502	32,000,000.00	40,000,000.00	-8,000,000.00	012		2223	1502	-8,000,000.00
012		2223	1502	118,000,000.00	0.00	118,000,000.00	012		22	1502	8,000,000.00
							012		X	4336	110,000,000.00
012		X	1600	1,238,835,421.00	499,044,000.00	739,791,421.00	012		X	4336	739,791,421.00
012		22	1600	679,178,290.00	605,674,000.00	73,504,290.00	012		X	4336	75,000,000.00
							012		X	4609	-1,495,710.00
012		2223	1600	8,500,000.00	258,500,000.00	-250,000,000.00	070		2223	0530	-250,000,000.00
012		X	1801	46,850,000.00	0.00	46,850,000.00	012		22	1801	46,850,000.00
012		22	1801	143,312,000.00	190,162,000.00	-46,850,000.00	012		X	1801	-46,850,000.00
012		X	1900	35,021,739.00	16,000,000.00	19,021,739.00	012		X	4336	19,021,739.00
012		X	1908	50,000,000.00	0.00	50,000,000.00	012		X	4336	50,000,000.00
012		22	1955	3,350,000.00	6,500,000.00	-3,150,000.00	012		X	4609	-3,150,000.00
012		X	1980	295,754,729.00	305,754,729.00	-10,000,000.00	012		X	2042	-10,000,000.00
012		X	2042	10,000,000.00	0.00	10,000,000.00	012		X	1980	10,000,000.00
012		22	2069	1,406,473.00	1,850,323.00	-443,850.00	012		X	4609	-443,850.00
012		X	2073	107,000,000.00	0.00	107,000,000.00	012		X	4336	107,000,000.00
012		22	2081	31,732,235.00	32,882,713.00	-1,150,478.00	012		X	4609	-1,150,478.00
012		X	2278	490,000,000.00	1,840,000,000.00	-1,350,000,000.00	012	072	X	2278	-1,350,000,000.00
012		22	2300	55,868,000.00	57,268,000.00	-1,400,000.00	012		X	4609	-1,400,000.00
012		X	2500	1,560,978,261.00	25,000,000.00	1,535,978,261.00	012		X	4336	1,535,978,261.00
012		X	2501	5,000,000.00	0.00	5,000,000.00	012		22	2501	5,000,000.00
012		22	2501	81,235,000.00	1,235,000.00	80,000,000.00	012		X	2501	-5,000,000.00
							012		X	4336	85,000,000.00

## Appropriations, Outlays, and Balances - Continued

### Footnotes

Table 1 - Appropriations and Appropriation Transfers - Department of Agriculture

AID	ATA	Period of Availability	MAIN	Net Appropriations and Appropriation Transfers	Appropriation Amount	Net Appropriation Transfers	AID Involved	ATA Involved	Period of Availability Involved	MAIN Involved	Amount From or To (-)
012		22	2707	69,507,000.00	62,707,000.00	6,800,000.00	012		X	4085	7,000,000.00
							012		X	4609	-200,000.00
012		X	2900	6,950,000.00	1,000,000.00	5,950,000.00	012		22	2900	5,950,000.00
012		22	2900	208,975,360.00	228,644,000.00	-19,668,640.00	012		X	2900	-5,950,000.00
							012		2223	2900	-13,718,640.00
012		2223	2900	13,718,640.00	0.00	13,718,640.00	012		22	2900	13,718,640.00
012		X	3105	5,000,000.00	0.00	5,000,000.00	012		X	4336	5,000,000.00
012		22	3505	165,647,218,000.00	166,740,868,000.00	-1,093,650,000.00	012		2223	3505	-1,093,650,000.00
012		2223	3505	1,096,650,000.00	3,000,000.00	1,093,650,000.00	012		22	3505	1,093,650,000.00
012		2223	3507	466,107,580.00	444,070,000.00	22,037,580.00	012		X	4336	20,600,000.00
							075		22	0142	1,437,580.00
012		22	3508	168,365,000.00	170,133,000.00	-1,768,000.00	012		X	4609	-1,768,000.00
012		X	3539	285,607,000.00	98,607,000.00	187,000,000.00	012		X	5209	187,000,000.00
012		2223	3539	29,348,315,000.00	7,880,232,603.00	21,468,082,397.00	012		X	4336	1,500,000,000.00
							012		X	5209	19,968,082,397.00
012		22	3674	0.00	14,401,895,648.33	-14,401,895,648.33	012		X	4336	-14,401,895,648.33
012		X	3700	47,105,000.00	0.00	47,105,000.00	012		X	0115	12,525,000.00
							012		22	3700	34,580,000.00
012		22	3700	1,074,084,000.00	1,108,664,000.00	-34,580,000.00	012		X	3700	-34,580,000.00
012		22	3701	947,000.00	1,077,000.00	-130,000.00	012		X	4609	-130,000.00
012		22	3800	33,918,000.00	35,328,000.00	-1,410,000.00	012		X	4609	-1,410,000.00
012		X	4085	12,342,069,844.20	12,355,069,844.20	-13,000,000.00	012		2223	0502	-10,000,000.00
							012		22	2707	-7,000,000.00
							012		X	4336	4,000,000.00
012		X	4215	-532,854,226.00	0.00	-532,854,226.00	012		X	4269	-532,854,226.00
012		X	4269	532,854,226.00	0.00	532,854,226.00	012		X	4215	532,854,226.00
012		X	4336	2,429,139,227.33	0.00	2,429,139,227.33	012		22	0115	-20,000,000.00
							012		22	0215	-2,250,000.00
							012		22	0403	-3,000,000.00
							012		22	0502	-53,000,000.00
							012		2223	0502	-20,000,000.00
							012		X	1000	-3,500,000,000.00

Footnotes

Table 1 - Appropriations and Appropriation Transfers - Department of Agriculture

AID	ATA	Period of Availability	MAIN	Net Appropriations and Appropriation Transfers	Appropriation Amount	Net Appropriation Transfers	AID Involved	ATA Involved	Period of Availability Involved	MAIN Involved	Amount From or To (-)
012		X	4609	22,728,458.60	0.00	22,728,458.60	012	072	X	1004	-3,634,115,000.00
							012		22	1004	-5,000,000.00
							012		22	1072	-50,000,000.00
							012		2223	1502	-110,000,000.00
							012		X	1600	-739,791,421.00
							012		22	1600	-75,000,000.00
							012		X	1900	-19,021,739.00
							012		X	1908	-50,000,000.00
							012		X	2073	-107,000,000.00
							012		X	2500	-1,535,978,261.00
							012		22	2501	-85,000,000.00
							012		X	3105	-5,000,000.00
							012		2223	3507	-20,600,000.00
							012		2223	3539	-1,500,000,000.00
							012		22	3674	14,401,895,648.33
							012		X	4085	-4,000,000.00
							012		X	5635	-16,000,000.00
							012		X	5636	-30,000,000.00
							012		X	4336	-388,000,000.00
							012		22	0014	50,000.00
							012		22	0115	2,813,184.00
							012		22	0129	305,370.00
							012		22	0600	5,000,000.00
							012		22	0706	150,000.00
							012		22	1230	1,751,241.00
							012		22	1400	373,716.00
							012		22	1500	1,136,909.60
							012		22	1600	1,495,710.00
012	22	1955	3,150,000.00								
012	22	2069	443,850.00								
012	22	2081	1,150,478.00								
012	22	2300	1,400,000.00								



## Appropriations, Outlays, and Balances - Continued

### Footnotes

Table 1 - Appropriations and Appropriation Transfers - Department of Agriculture

AID	ATA	Period of Availability	MAIN	Net Appropriations and Appropriation Transfers	Appropriation Amount	Net Appropriation Transfers	AID Involved	ATA Involved	Period of Availability Involved	MAIN Involved	Amount From or To (-)
							012		22	2707	200,000.00
							012		22	3508	1,768,000.00
							012		22	3701	130,000.00
							012		22	3800	1,410,000.00
012		X	5161	-149,508,828.00	0.00	-149,508,828.00	070		X	0530	-149,508,828.00
012		X	5209	1,270,508,410.32	21,679,259,652.32	-20,408,751,242.00	012		X	3539	-187,000,000.00
							012		2223	3539	-19,968,082,397.00
							013		X	5139	-253,668,845.00
012		X	5215	45,830.00	0.00	45,830.00	014		X	5198	45,830.00
012		X	5635	16,000,000.00	0.00	16,000,000.00	012		X	4336	16,000,000.00
012		X	5636	30,000,000.00	0.00	30,000,000.00	012		X	4336	30,000,000.00
012		X	5716	103,555,721.00	0.00	103,555,721.00	014		X	5715	103,555,721.00
012	014	2225	1105	85,240.00	0.00	85,240.00	012		2225	1105	85,240.00
012	072	X	2278	1,350,000,000.00	0.00	1,350,000,000.00	012		X	2278	1,350,000,000.00
012	072	X	4336	388,000,000.00	0.00	388,000,000.00	012		X	4336	388,000,000.00
Total				244,589,850,416.56	245,143,806,165.56	-553,955,749.00					-553,955,749.00

Appropriations, Outlays, and Balances - Continued

Appropriation or Fund Account  Title	Account Symbol				Balances, Beginning of Fiscal Year	Appropriations and Other Obligational Authority <sup>1</sup>	Transfers Borrowings and Investment (Net) <sup>2</sup>	Outlays (Net)	Balances Withdrawn and Other Transactions <sup>3</sup>	Balances, End of Fiscal Year	
	Period of Availability	ATA	AID	MAIN							SUB
<p style="text-align: center;"><b>Department of Commerce</b> <b>Departmental Management</b> <b>General Fund Accounts</b></p>											
Office of Inspector General - Recovery Act, Departmental Management, Commerce Fund Resources:											
Undisbursed Funds	No Year		013	0110	000	1,546,108.96	-----	-----	84,980.32	-----	1,461,128.64
Salaries and Expenses, Departmental Management, Commerce Fund Resources:											
Undisbursed Funds	2022		013	0120	000	-----	80,000,000.00	-----	71,045,530.07	-----	8,954,469.93
	2021-2022					750,000.00	-----	-----	749,579.55	-----	420.45
	2021					2,609,558.94	-----	-----	1,404,350.32	-----	1,205,208.62
	2020					2,128,387.21	-----	-----	1,512,047.37	-----	616,339.84
	2019					2,027,594.30	-----	-----	110,540.91	-----	1,917,053.39
	2018					2,576,543.58	-----	-----	-1,883.29	-----	2,578,426.87
	2017					1,381,649.48	-----	-----	18,582.98	1,363,066.50	-----
	No Year					218,514.45	-----	-----	-59,642.99	-----	278,157.44
	Subtotal		013	0120	000	11,692,247.96	80,000,000.00	-----	74,779,104.92	1,363,066.50	15,550,076.54
Renovation and Modernization, Departmental Management, Commerce Fund Resources:											
Undisbursed Funds	2022		013	0123	000	-----	1,100,000.00	-----	1,025,296.74	-----	74,703.26
	2021					174,597.19	-----	-----	129,045.29	-----	45,551.90
	No Year					31,879,159.30	-----	-----	1,742,673.60	-----	30,136,485.70
	Subtotal		013	0123	000	32,053,756.49	1,100,000.00	-----	2,897,015.63	-----	30,256,740.86
Office of the Inspector General, Departmental Management, Commerce Fund Resources:											
Undisbursed Funds	2022-2026		013	0126	000	-----	1,000,000.00	-----	2,268.61	-----	997,731.39
	2022-2024					-----	3,000,000.00	-----	464,255.60	-----	2,535,744.40
	2022-2023					-----	4,306,000.00	-----	253,241.00	-----	4,052,759.00
	2021-2023					1,690,796.72	-----	-----	1,672,787.47	-----	18,009.25
	2022					-----	35,783,000.00	-----	29,070,255.96	-----	6,712,744.04
	2021-2022					6,034,462.03	-----	-----	4,667,674.25	-----	1,366,787.78
	2020-2022					1,460,392.73	-----	-----	1,452,747.18	-----	7,645.55
	2021					5,305,599.62	-----	-----	5,137,974.54	-----	167,625.08
	2020-2021					235,728.47	-----	-----	234,536.65	-----	1,191.82
	2019-2021					230,189.25	-----	-----	47,092.45	-----	183,096.80
	2020					628,965.31	-----	-----	156,535.86	-----	472,429.45
	2018-2020					2,407.59	-----	-----	-----	-----	2,407.59
	2019					490,591.83	-----	-----	39,741.84	-----	450,849.99
	2017-2019					2,653.51	-----	-----	-----	-----	2,653.51

Footnotes at End of Chapter

## Appropriations, Outlays, and Balances - Continued

Appropriation or Fund Account  Title	Account Symbol				Balances, Beginning of Fiscal Year	Appropriations and Other Obligational Authority <sup>1</sup>	Transfers Borrowings and Investment (Net) <sup>2</sup>	Outlays (Net)	Balances Withdrawn and Other Transactions <sup>3</sup>	Balances, End of Fiscal Year
	Period of Availability	ATA	AID	MAIN						
	2018				2,163,647.30	-----	-----	-228.00	-----	2,163,875.30
	2017-2018				9,211.62	-----	-----	-----	-----	9,211.62
	2016-2018				17.34	-----	-----	-----	-----	17.34
	2017				854,742.80	-----	-----	41.93	854,700.87	-----
	2016-2017				4.68	-----	-----	-----	4.68	-----
	2015-2017				99.26	-----	-----	-----	99.26	-----
	No Year				2,748,223.39	20,000,000.00	-----	3,287,141.04	-----	19,461,082.35
	Subtotal		013	0126	21,857,733.45	64,089,000.00	-----	46,486,066.38	854,804.81	38,605,862.26
Nonrecurring Expenses Fund, Departmental Management, Commerce Fund Resources:										
Undisbursed Funds	2022-2024		013	0133	-----	30,000,000.00	-----	6,837,123.02	-----	23,162,876.98
	2021-2023				9,827,398.62	-----	-----	9,480,280.88	-----	347,117.74
	2020-2022				2,158,110.20	-----	-----	1,173,934.10	-----	984,176.10
	No Year				-----	-----	208,500,000.00	9,287,343.51	-----	199,212,656.49
	Subtotal		013	0133	11,985,508.82	30,000,000.00	208,500,000.00	26,778,681.51	-----	223,706,827.31
<b>Intragovernmental Funds</b>										
Working Capital Fund, Departmental Management, Commerce Fund Resources:										
Undisbursed Funds	No Year		013	4511	121,773,834.95	-----	-----	-16,466,674.32	-----	138,240,509.27
<b>Trust Fund Accounts</b>										
Gifts and Bequests, Departmental Management, Commerce Fund Resources:										
Undisbursed Funds	No Year		013	8501	732,349.42	65,573.65	-----	63,419.06	-----	734,504.01
Total, Departmental Management					201,641,540.05	175,254,573.65	208,500,000.00	134,622,593.50	2,217,871.31	448,555,648.89
<b>Economic Development Administration</b>										
<b>General Fund Accounts</b>										
Salaries and Expenses, Economic Development Administration, Commerce Fund Resources:										
Undisbursed Funds	2022		013	0125	-----	43,500,000.00	-----	37,857,619.13	-----	5,642,380.87
	2020-2022				6,969,672.78	-----	-----	3,873,569.26	-----	3,096,103.52
	2021				3,819,568.50	-----	-----	3,155,680.62	-----	663,887.88
	2020				692,892.16	-----	-----	252,310.98	-----	440,581.18
	2019				530,669.62	-----	-----	22,041.77	-----	508,627.85
	2018				821,879.74	-----	-----	21,900.65	-----	799,979.09
	2017				455,440.07	-----	-----	51.55	455,388.52	-----
	No Year				9,091,822.43	4,350,000.00	2,000,000.00	7,002,981.74	-----	8,438,840.69
	Subtotal		013	0125	22,381,945.30	47,850,000.00	2,000,000.00	52,186,155.70	455,388.52	19,590,401.08

Footnotes at End of Chapter

Appropriations, Outlays, and Balances - Continued

Appropriation or Fund Account  Title	Account Symbol				Balances, Beginning of Fiscal Year	Appropriations and Other Obligational Authority <sup>1</sup>	Transfers Borrowings and Investment (Net) <sup>2</sup>	Outlays (Net)	Balances Withdrawn and Other Transactions <sup>3</sup>	Balances, End of Fiscal Year
	Period of Availability	ATA	AID	MAIN SUB						
Economic Development Assistance Programs, Economic Development Administration, Commerce Fund Resources:										
Undisbursed Funds	2021-2027		013	2050 000	58,921,442.86	-----	-----	25,188,974.48	-----	33,732,468.38
	2021-2022				2,940,000,000.00	-----	-----	49,845,636.34	-----	2,890,154,363.66
	2020-2022				1,039,040,059.41	-----	-----	400,618,033.33	-----	638,422,026.08
	No Year				1,992,834,442.20	310,650,000.00	-2,000,000.00	407,642,976.07	-----	1,893,841,466.13
Transfer To:										
Rural Business Cooperative Service, Agriculture	No Year	012	013	2050 034	188,320.56	-----	-----	-----	-----	188,320.56
	Subtotal		013	2050 000	6,030,984,265.03	310,650,000.00	-2,000,000.00	883,295,620.22	-----	5,456,338,644.81
Total, Economic Development Administration					6,053,366,210.33	358,500,000.00	-----	935,481,775.92	455,388.52	5,475,929,045.89
<b>Bureau of the Census</b>										
<b>General Fund Accounts</b>										
Current Surveys and Programs, Bureau of the Census, Commerce Fund Resources:										
Undisbursed Funds	2022		013	0401 000	-----	318,860,000.00	-----	300,647,125.31	-----	18,212,874.69
	2021				22,617,044.82	-----	-----	13,582,379.37	-----	9,034,665.45
	2020				6,818,630.17	-----	-1,000,000.00	391,123.70	-----	5,427,506.47
	2019				3,180,543.64	-----	-----	-1,703.80	-----	3,182,247.44
	2018				2,119,095.38	-----	-----	11,223.81	-----	2,107,871.57
	2017				4,061,590.58	-----	-----	-675.05	4,062,265.63	-----
	Subtotal		013	0401 000	38,796,904.59	318,860,000.00	-1,000,000.00	314,629,473.34	4,062,265.63	37,965,165.62
Periodic Censuses and Programs, Bureau of the Census, Commerce Fund Resources:										
Undisbursed Funds	2022-2023		013	0450 000	-----	1,050,444,000.00	-----	757,272,652.80	-----	293,171,347.20
	2021-2022				316,907,766.70	-----	-----	218,993,960.33	-----	97,913,806.37
	2020-2021				674,581,534.26	-----	-205,000,000.00	79,753,248.21	-----	389,828,286.05
	2019-2021				316,213,740.23	-----	-----	184,051,247.01	-----	132,162,493.22
	2018-2020				35,633,776.07	-----	-----	386,089.55	-----	35,247,686.52
	2017-2018				5,466,809.43	-----	-----	117,430.43	-----	5,349,379.00
	2016-2017				10,356,973.41	-----	-----	58,422.37	10,298,551.04	-----
	Subtotal		013	0450 000	1,359,160,600.10	1,050,444,000.00	-205,000,000.00	1,240,633,050.70	10,298,551.04	953,672,998.36
<b>Intragovernmental Funds</b>										
Census Working Capital Fund, Bureau of the Census, Commerce Fund Resources:										
Undisbursed Funds	2020-2021		013	4512 000	162,860,469.79	-----	-----	22,358,406.24	-----	140,502,063.55
	2019-2021				45,000,000.00	-----	-----	30,071.50	-----	44,969,928.50
	No Year				609,358,847.47	-----	-----	40,086,713.01	-----	569,272,134.46
	Subtotal		013	4512 000	817,219,317.26	-----	-----	62,475,190.75	-----	754,744,126.51

Footnotes at End of Chapter

## Appropriations, Outlays, and Balances - Continued

Appropriation or Fund Account	Account Symbol				Balances, Beginning of Fiscal Year	Appropriations and Other Obligational Authority <sup>1</sup>	Transfers Borrowings and Investment (Net) <sup>2</sup>	Outlays (Net)	Balances Withdrawn and Other Transactions <sup>3</sup>	Balances, End of Fiscal Year	
Title	Period of Availability	ATA	AID	MAIN							SUB
Total, Bureau of the Census											
					2,215,176,821.95	1,369,304,000.00	-206,000,000.00	1,617,737,714.79	14,360,816.67	1,746,382,290.49	
<b>Economics and Statistics Administration</b>											
<b>General Fund Accounts</b>											
Salaries and Expenses, Economic and Statistical Analysis, Commerce											
Fund Resources:											
Undisbursed Funds											
	2022-2023		013	1500	000	-----	116,000,000.00	-----	100,799,018.45	-----	15,200,981.55
	2021-2022					13,643,931.79	-----	-----	10,967,542.49	-----	2,676,389.30
	2020-2021					1,642,572.21	-----	-----	246,673.73	-----	1,395,898.48
	2019-2020					1,070,186.23	-----	-----	-221,929.66	-----	1,292,115.89
	2018-2019					812,571.68	-----	-----	-218,181.83	-----	1,030,753.51
	2017-2018					1,126,736.64	-----	-----	122.11	-----	1,126,614.53
	2016-2017					1,121,272.45	-----	-----	-3,969.22	1,125,241.67	-----
	Subtotal		013	1500	000	19,417,271.00	116,000,000.00	-----	111,569,276.07	1,125,241.67	22,722,753.26
<b>Public Enterprise Funds</b>											
Economics and Statistics Administration Revolving Fund, Economic and											
Statistical Analysis, Commerce											
Fund Resources:											
Undisbursed Funds											
	No Year		013	4323	000	173,921.00	-----	-----	-----	-----	173,921.00
Total, Economics and Statistics Administration						19,591,192.00	116,000,000.00	-----	111,569,276.07	1,125,241.67	22,896,674.26
<b>International Trade Administration</b>											
<b>General Fund Accounts</b>											
Operations and Administration, International Trade Administration,											
Commerce											
Fund Resources:											
Undisbursed Funds											
	2022-2023		013	1250	000	-----	80,000,000.00	-----	54,642,861.11	-----	25,357,138.89
	2022					-----	479,000,000.00	-----	410,532,282.72	-----	68,467,717.28
	2021-2022					22,792,421.17	-----	-----	17,933,891.06	-----	4,858,530.11
	2021					55,496,334.44	-----	-----	46,522,337.43	-----	8,973,997.01
	2020-2021					4,726,744.32	-----	-----	2,032,391.40	-----	2,694,352.92
	2020					8,111,531.20	-----	-2,000,000.00	2,814,229.66	-----	3,297,301.54
	2019-2020					7,902,296.63	-----	-----	342,200.05	-----	7,560,096.58
	2018-2019					6,708,594.23	-----	-----	687,329.09	-----	6,021,265.14
	2017-2018					11,211,149.24	-----	-----	-87,434.43	-----	11,298,583.67
	2016-2017					8,545,909.53	-----	-----	159,005.18	8,386,904.35	-----
	No Year					8,708,647.71	-----	-----	6,744,830.78	-----	1,963,816.93
	Subtotal		013	1250	000	134,203,628.47	559,000,000.00	-2,000,000.00	542,323,924.05	8,386,904.35	140,492,800.07
<b>Special Fund Accounts</b>											

Footnotes at End of Chapter

**Appropriations, Outlays, and Balances - Continued**

Appropriation or Fund Account  Title	Account Symbol				Balances, Beginning of Fiscal Year	Appropriations and Other Obligational Authority <sup>1</sup>	Transfers Borrowings and Investment (Net) <sup>2</sup>	Outlays (Net)	Balances Withdrawn and Other Transactions <sup>3</sup>	Balances, End of Fiscal Year	
	Period of Availability	ATA	AID	MAIN							SUB
Grants to Manufacturers of Worsted Wool Fabrics, International Trade Commission, Commerce Fund Resources: Undisbursed Funds	No Year		013	5521	000	655,837.00	-----	-----	-----	655,837.00	
Total, International Trade Administration						134,859,465.47	559,000,000.00	-2,000,000.00	542,323,924.05	8,386,904.35	141,148,637.07
<b>Bureau of Industry and Security</b> <b>General Fund Accounts</b>											
Operations and Administration, Bureau of Industry and Security, Commerce Fund Resources: Undisbursed Funds	2022-2025		013	0300	000	-----	2,300,000.00	-----	-----	2,300,000.00	
	2022-2024					-----	22,100,000.00	-----	218,897.24	21,881,102.76	
	2022					-----	88,590,000.00	-----	80,119,174.60	8,470,825.40	
	2019					205,483.21	-----	-----	117,188.31	88,294.90	
	No Year					47,534,568.96	52,410,000.00	-----	63,904,910.28	36,039,658.68	
	Subtotal		013	0300	000	47,740,052.17	165,400,000.00	-----	144,360,170.43	68,779,881.74	
Total, Bureau of Industry and Security						47,740,052.17	165,400,000.00	-----	144,360,170.43	68,779,881.74	
<b>Minority Business Development Agency</b> <b>General Fund Accounts</b>											
Minority Business Development, Minority Business Development Agency, Commerce Fund Resources: Undisbursed Funds	2022		013	0201	000	-----	55,000,000.00	-----	19,574,973.25	35,425,026.75	
	2021					29,290,925.71	-----	-----	18,641,554.62	10,649,371.09	
	2020-2021					404,755.07	-----	-----	136,873.26	267,881.81	
	2020					4,977,906.84	-----	-500,000.00	2,808,497.65	1,669,409.19	
	2019					1,882,886.74	-----	-----	264,873.73	1,618,013.01	
	2018					2,021,672.17	-----	-----	4,749.30	2,016,922.87	
	2017					1,304,064.56	-----	-----	2,297.53	1,301,767.03	
	No Year					22,541,301.24	100,000,000.00	14,408,376.49	-----	108,132,924.75	
	Subtotal		013	0201	000	62,423,512.33	55,000,000.00	99,500,000.00	55,842,195.83	1,301,767.03	159,779,549.47
Total, Minority Business Development Agency						62,423,512.33	55,000,000.00	99,500,000.00	55,842,195.83	1,301,767.03	159,779,549.47
<b>National Oceanic and Atmospheric Administration</b> <b>General Fund Accounts</b>											
Operations, Research and Facilities, National Oceanic and Atmospheric Administration, Commerce Fund Resources: Undisbursed Funds	2022-2026		013	1450	000	-----	2,808,075,000.00	-----	-----	2,808,075,000.00	
	2022-2024					-----	1,681,833.00	-----	-----	1,681,833.00	
	2022-2023					-----	4,809,944,400.00	-----	2,352,099,376.46	2,457,845,023.54	

Footnotes at End of Chapter

## Appropriations, Outlays, and Balances - Continued

Appropriation or Fund Account  Title	Account Symbol				Balances, Beginning of Fiscal Year	Appropriations and Other Obligational Authority <sup>1</sup>	Transfers Borrowings and Investment (Net) <sup>2</sup>	Outlays (Net)	Balances Withdrawn and Other Transactions <sup>3</sup>	Balances, End of Fiscal Year	
	Period of Availability	ATA	AID	MAIN							SUB
	2021-2023				3,119,563.91	-----	-----	2,359,720.37	-----	759,843.54	
	2020-2023				14,243,835.39	-----	-----	3,126,592.01	-----	11,117,243.38	
	2022				-----	34,409,234.00	-----	30,981,113.87	-----	3,428,120.13	
	2021-2022				1,590,674,088.15	-10,000,000.00	-----	1,017,822,122.95	-----	562,851,965.20	
	2020-2022				1,369,146.47	-----	-----	1,162,892.59	-----	206,253.88	
	2021				4,002,113.08	-----	-----	409,575.32	-----	3,592,537.76	
	2020-2021				577,086,139.58	-----	-----	351,633,747.40	-----	225,452,392.18	
	2019-2021				3,247,606.96	-----	-----	1,569,360.07	-----	1,678,246.89	
	2020				1,204,915.65	-----	-----	314,771.80	-----	890,143.85	
	2019-2020				255,819,445.57	-----	-----	122,921,202.56	-----	132,898,243.01	
	2018-2020				20,116.52	-----	-----	-----	-----	20,116.52	
	2019				1,999,126.12	-----	-----	-----	-----	1,999,126.12	
	2018-2019				123,197,098.82	-----	-----	45,746,986.66	-----	77,450,112.16	
	2017-2019				6,297.59	-----	-----	-----	-----	6,297.59	
	2018				3,839,893.05	-----	-----	-----	-----	3,839,893.05	
	2017-2018				41,717,659.03	-----	-----	9,050,642.93	-----	32,667,016.10	
	2016-2018				67,014.43	-----	-----	816.61	-----	66,197.82	
	2017				2,034,312.45	-----	-----	-----	2,034,312.45	-----	
	2016-2017				28,809,927.48	-----	-----	1,300,615.03	27,509,312.45	-----	
	2015-2017				960,324.55	-----	-----	-----	960,324.55	-----	
	No Year				256,931,712.91	245,456,286.00	29,893.78	263,080,765.64	-----	239,337,127.05	
Funds Held Outside the Treasury					436,202.67	-----	-29,893.78	-----	-----	406,308.89	
	Subtotal		013	1450	000	2,910,786,540.38	7,889,566,753.00	-----	4,203,580,302.27	30,503,949.45	6,566,269,041.66
Pacific Coastal Salmon Recovery, National Oceanic and Atmospheric, Commerce Fund Resources: Undisbursed Funds	2022-2023		013	1451	000	-----	96,100,600.00	-----	233,607.54	-----	95,866,992.46
	2021-2022					64,705,252.87	-----	8,749,137.86	-----	55,956,115.01	
	2020-2021					55,223,226.63	-----	12,679,791.81	-----	42,543,434.82	
	2019-2020					42,493,214.32	-----	14,974,848.24	-----	27,518,366.08	
	2018-2019					29,321,079.91	-----	12,514,170.23	-----	16,806,909.68	
	2017-2018					13,176,836.38	-----	9,975,169.70	-----	3,201,666.68	
	2016-2017					2,148,234.14	-----	1,819,090.35	329,143.79	-----	
	Subtotal		013	1451	000	207,067,844.25	96,100,600.00	-----	60,945,815.73	329,143.79	241,893,484.73
Gulf Coast Ecosystem Restoration Science, Observation, Monitoring and Technology, National Oceanic and Atmospheric Administration, Commerce Fund Resources: Undisbursed Funds	No Year		013	1455	000	11,066,698.15	-----	-----	-322,226.25	-----	11,388,924.40

Footnotes at End of Chapter

Appropriations, Outlays, and Balances - Continued

Appropriation or Fund Account  Title	Account Symbol				Balances, Beginning of Fiscal Year	Appropriations and Other Obligational Authority <sup>1</sup>	Transfers Borrowings and Investment (Net) <sup>2</sup>	Outlays (Net)	Balances Withdrawn and Other Transactions <sup>3</sup>	Balances, End of Fiscal Year	
	Period of Availability	ATA	AID	MAIN							SUB
Fisheries Finance Program Account, National Oceanic and Atmospheric Administration, Commerce Fund Resources: Undisbursed Funds	No Year		013	1456	000	3,144,777.54	17,292,905.60	-----	17,292,905.60	-----	3,144,777.54
Procurement, Acquisition and Construction, National Oceanic and Atmospheric Administration, Commerce Fund Resources: Undisbursed Funds	2022-2026		013	1460	000	-----	501,925,000.00	-----	-----	-----	501,925,000.00
	2022-2024					-----	1,678,151,514.00	-----	336,468,920.69	-----	1,341,682,593.31
	2021-2023					1,125,808,743.05	-----	-----	562,727,688.04	-----	563,081,055.01
	2021-2022					30,887,400.61	-----	-----	25,828,826.18	-----	5,058,574.43
	2020-2022					653,240,347.83	-----	-----	348,980,992.37	-----	304,259,355.46
	2020-2021					1,000,000.00	-----	-----	-----	-----	1,000,000.00
	2019-2021					268,867,804.31	-----	-----	182,971,559.78	-----	85,896,244.53
	2019-2020					6,073,000.00	-----	-----	825,122.29	-----	5,247,877.71
	2018-2020					131,233,312.66	-----	-----	62,294,735.42	-----	68,938,577.24
	2017-2019					8,940,409.81	-----	-----	741,574.22	-----	8,198,835.59
	2016-2018					7,941,597.05	-----	-----	267,332.91	-----	7,674,264.14
	2015-2017					5,263,787.88	-----	-----	-370,368.51	5,634,156.39	-----
	No Year					644,374,077.31	221,837,592.00	-----	109,733,207.15	-----	756,478,462.16
	Subtotal		013	1460	000	2,883,630,480.51	2,401,914,106.00	-----	1,630,469,590.54	5,634,156.39	3,649,440,839.58
NOAA Accrual Contribution to the Uniformed Services Retiree Health, Commerce Fund Resources: Undisbursed Funds	2022		013	1465	000	-----	1,883,052.00	-----	1,883,052.00	-----	-----
	2017					570,988.00	-----	-----	-----	570,988.00	-----
	Subtotal		013	1465	000	570,988.00	1,883,052.00	-----	1,883,052.00	570,988.00	- 0 -
Fisheries Disaster Assistance, National Oceanic and Atmospheric Administration, Commerce Fund Resources: Undisbursed Funds	2021		013	2055	000	283,954,799.16	-----	-----	130,599,559.45	-----	153,355,239.71
	2020-2021					81,609,237.75	-----	-----	75,902,402.18	-----	5,706,835.57
	No Year					241,682,093.52	199,800,000.00	-----	59,351,909.03	-----	382,130,184.49
	Subtotal		013	2055	000	607,246,130.43	199,800,000.00	-----	265,853,870.66	-----	541,192,259.77
<b>Special Fund Accounts</b>											
Fishermen's Contingency Fund, National Oceanic and Atmospheric Administration, Commerce Fund Resources: Undisbursed Funds	No Year		013	5120	000	1,103,789.46	4,685.40	-----	54,104.40	-----	1,054,370.46
Foreign Fishing Observer Fund, National Oceanic and Atmospheric											

Footnotes at End of Chapter



## Appropriations, Outlays, and Balances - Continued

Appropriation or Fund Account  Title	Account Symbol				Balances, Beginning of Fiscal Year	Appropriations and Other Obligational Authority <sup>1</sup>	Transfers Borrowings and Investment (Net) <sup>2</sup>	Outlays (Net)	Balances Withdrawn and Other Transactions <sup>3</sup>	Balances, End of Fiscal Year
	Period of Availability	ATA	AID	MAIN						
Administration, Commerce Fund Resources: Undisbursed Funds	No Year		013	5122	000	1,423,337.71	7,116.81	-----	-----	1,430,454.52
Promote and Develop Fishery Products and Research Pertaining to American Fisheries, National Oceanic and Atmospheric Administration, Commerce Fund Resources: Undisbursed Funds	No Year		013	5139	000	36,779,656.04	10,136,845.00	-----	7,621,018.33	39,295,482.71
Marine Mammal Unusual Mortality Event Fund, National Oceanic and Atmospheric Administration, Commerce Fund Resources: Undisbursed Funds	No Year		013	5283	000	34,479.32	122.00	-----	-----	34,601.32
Limited Access System Administration Fund, National Oceanic and Atmospheric Administration, Commerce Fund Resources: Undisbursed Funds	No Year		013	5284	000	31,464,315.04	11,365,499.27	-----	13,297,891.54	29,531,922.77
Environmental Improvement and Restoration Fund, National Oceanic and Atmospheric Administration, Commerce Fund Resources: Undisbursed Funds	No Year		013	5362	000	26,660,384.46	6,590,711.32	-----	7,487,004.87	25,764,090.91
Western Pacific Sustainable Fisheries Fund, National Oceanic and Atmospheric Administration, Commerce Fund Resources: Undisbursed Funds	No Year		013	5439	000	1,633,512.84	475,000.00	-----	189,729.00	1,918,783.84
Fisheries Enforcement Asset Forfeiture Fund, National Oceanic and Atmospheric Administration, Commerce Fund Resources: Undisbursed Funds	No Year		013	5583	000	13,232,962.47	2,363,438.78	-----	5,208,875.91	10,387,525.34
Sanctuaries Enforcement Asset Forfeiture Fund, National Oceanic and Atmospheric Administration, Commerce Fund Resources: Undisbursed Funds	No Year		013	5584	000	532,643.93	441,384.12	-----	166,778.09	807,249.96
North Pacific Fishery Observer Fund, National Oceanic and Atmospheric Administration, Commerce Fund Resources: Undisbursed Funds	No Year		013	5598	000	5,851,179.29	3,136,885.25	-----	3,541,227.91	5,446,836.63
<b>Public Enterprise Funds</b>										
Coastal Zone Management Fund, National Oceanic Atmospheric Administration, Commerce Fund Resources: Undisbursed Funds	No Year		013	4313	000	-----	-----	-----	-289,423.60	<sup>4</sup> 289,423.60
Damage Assessment and Restoration Revolving Fund, National Oceanic and Atmospheric Administration, Commerce Fund Resources: Undisbursed Funds	No Year		013	4316	000	383,780,411.97	6,258,300.77	35,031,721.49	53,343,520.02	371,726,914.21
<b>Total, National Oceanic and Atmospheric Administration</b>						7,126,010,131.79	10,647,337,405.32	35,031,721.49	6,270,324,037.02	37,327,661.23

Footnotes at End of Chapter

Appropriations, Outlays, and Balances - Continued

Appropriation or Fund Account  Title	Account Symbol				Balances, Beginning of Fiscal Year	Appropriations and Other Obligational Authority <sup>1</sup>	Transfers Borrowings and Investment (Net) <sup>2</sup>	Outlays (Net)	Balances Withdrawn and Other Transactions <sup>3</sup>	Balances, End of Fiscal Year	
	Period of Availability	ATA	AID	MAIN							SUB
<b>U.S. Patent and Trademark Office</b>											
<b>General Fund Accounts</b>											
Salaries and Expenses, United States Patent and Trademark Office, Commerce Fund Resources: Undisbursed Funds	No Year		013	1006	000	2,423,945,972.09	-33,632,509.49	-----	-366,057,124.56	-----	2,756,370,587.16
Patent and Trademark Fee Reserve Fund, United States Patent and Trademark Office, Commerce Fund Resources: Undisbursed Funds	No Year		013	1008	000	-----	31,632,509.49	-----	-----	-----	31,632,509.49
<b>Total, U.S. Patent and Trademark Office</b>						<b>2,423,945,972.09</b>	<b>-2,000,000.00</b>	<b>-----</b>	<b>-366,057,124.56</b>	<b>-----</b>	<b>2,788,003,096.65</b>
<b>National Technical Information Service</b>											
<b>Public Enterprise Funds</b>											
NTIS Revolving Fund, National Technical Information Service, Commerce Fund Resources: Undisbursed Funds	No Year		013	4295	000	18,700,921.63	-----	-----	340,008.06	-----	18,360,913.57
<b>Total, National Technical Information Service</b>						<b>18,700,921.63</b>	<b>-----</b>	<b>-----</b>	<b>340,008.06</b>	<b>-----</b>	<b>18,360,913.57</b>
<b>National Institute of Standards and Technology</b>											
<b>General Fund Accounts</b>											
Scientific and Technical Research and Services, National Institute of Standards and Technology, Commerce Fund Resources: Undisbursed Funds	2022-2023		013	0500	000	-----	22,000,000.00	-----	7,905,880.95	-----	14,094,119.05
	2021					897,771.27	-----	-----	793,751.77	-----	104,019.50
	2020-2021					505,848.06	-----	-----	392,611.19	-----	113,236.87
	2020					113,270.50	-----	-----	110,035.56	-----	3,234.94
	2019					24,111.22	-----	-----	-----	-----	24,111.22
	2018					152,024.28	-----	-----	-----	-----	152,024.28
	2017					18,762.44	-----	-----	-----	18,762.44	-----
	No Year					241,650,980.05	1,340,500,000.00	-----	783,020,942.29	-----	799,130,037.76
	Subtotal		013	0500	000	243,362,767.82	1,362,500,000.00	-----	792,223,221.76	18,762.44	813,620,783.62
Wireless Innovation(WIN) Fund, National Institute of Standards and Technology, Commerce Fund Resources: Undisbursed Funds	2012-2022		013	0513	000	90,436,154.18	-----	-----	48,761,615.78	-----	41,674,538.40
Construction of Research Facilities, National Institute of Standards and Technology, Commerce Fund Resources: Undisbursed Funds	No Year		013	0515	000	385,112,450.07	205,563,000.00	-----	184,951,130.61	-----	405,724,319.46

Footnotes at End of Chapter

## Appropriations, Outlays, and Balances - Continued

Appropriation or Fund Account  Title	Account Symbol				Balances, Beginning of Fiscal Year	Appropriations and Other Obligational Authority <sup>1</sup>	Transfers Borrowings and Investment (Net) <sup>2</sup>	Outlays (Net)	Balances Withdrawn and Other Transactions <sup>3</sup>	Balances, End of Fiscal Year
	Period of Availability	ATA	AID	MAIN						
Creating Helpful Incentives to Produce Semiconductors (CHIPS) for America Fund, NIST, Commerce Fund Resources: Undisbursed Funds	No Year		013	0520	000	----- 18,993,700,000.00	-----	126,527.14	-----	18,993,573,472.86
Industrial Technology Services, National Institute of Standards and Technology, Commerce Fund Resources: Undisbursed Funds	2021-2022		013	0525	000	143,019,308.26	-----	21,304,972.12	-----	121,714,336.14
	2020-2021					10,292,915.75	-----	9,661,372.06	-----	631,543.69
	No Year					173,480,017.42	4,684,500,000.00	178,098,450.71	-----	4,679,881,566.71
	Subtotal		013	0525	000	326,792,241.43	4,684,500,000.00	209,064,794.89	-----	4,802,227,446.54
Scientific and Technical Research and Services - Recovery Act, National Institute of Standards and Technology, Commerce Fund Resources: Undisbursed Funds	No Year		013	0549	000	112,732.89	-----	-----	-----	112,732.89
<b>Intragovernmental Funds</b>										
Working Capital Fund, National Institute of Standards and Technology, Commerce Fund Resources: Undisbursed Funds	No Year		013	4650	000	373,382,078.20	-----	3,827,848.67	-----	369,554,229.53
Total, National Institute of Standards and Technology						1,419,198,424.59	25,246,263,000.00	1,238,955,138.85	18,762.44	25,426,487,523.30
<b>National Telecommunications and Information Administration</b>										
<b>General Fund Accounts</b>										
State and Local Implementation Fund, National Telecommunications and Information Administration, Commerce Fund Resources: Undisbursed Funds	2012-2022		013	0516	000	19,651,735.76	-----	346,292.27	-----	19,305,443.49
Salaries and Expenses, National Telecommunications and Information Administration, Commerce Fund Resources: Undisbursed Funds	2022-2023		013	0550	000	-----	50,000,000.00	-----	20,156,286.74	29,843,713.26
	2021-2022					36,427,325.67	-----	32,418,202.61	-----	4,009,123.06
	2020-2021					2,692,733.61	-----	1,316,548.96	-----	1,376,184.65
	2019-2020					172,425.26	-----	-----	-----	172,425.26
	2019					1,494,390.02	-----	-734.35	-----	1,495,124.37
	2018-2019					1,084,392.10	-----	11,096.03	-----	1,073,296.07
	2017-2018					579,180.22	-----	-----	-----	579,180.22
	2016-2017					758,927.89	-----	-----	758,927.89	-----
	No Year					69,040,966.69	-----	-22,394,079.04	-----	91,435,045.73
	Subtotal		013	0550	000	112,250,341.46	50,000,000.00	31,507,320.95	758,927.89	129,984,092.62

Footnotes at End of Chapter

Appropriations, Outlays, and Balances - Continued

Appropriation or Fund Account  Title	Account Symbol				Balances, Beginning of Fiscal Year	Appropriations and Other Obligational Authority <sup>1</sup>	Transfers Borrowings and Investment (Net) <sup>2</sup>	Outlays (Net)	Balances Withdrawn and Other Transactions <sup>3</sup>	Balances, End of Fiscal Year	
	Period of Availability	ATA	AID	MAIN							SUB
Public Telecommunications Facilities, Planning and Construction, National Telecommunications and Information, Commerce Fund Resources: Undisbursed Funds	No Year		013	0551	000	1,206,311.03	-----	-----	4,263.25	-----	1,202,047.78
Broadband Connectivity Fund, National Telecommunications and Information Administration, Commerce Fund Resources: Undisbursed Funds	No Year		013	0560	000	1,295,690,770.29	2,000,000,000.00	-----	24,159,772.31	-----	3,271,530,997.98
Connecting Minority Communities Fund, National Telecommunications and Information Administration, Commerce Fund Resources: Undisbursed Funds	No Year		013	0561	000	283,308,442.48	-----	-----	6,833,329.44	-----	276,475,113.04
Broadband Equity, Access, and Deployment Program, National Telecommunications and Information Administration, Commerce Fund Resources: Undisbursed Funds	No Year		013	0562	000	-----	42,438,000,000.00	-----	35,773,583.72	-----	42,402,226,416.28
Digital Equity, National Telecommunications and Information Administration, Commerce Fund Resources: Undisbursed Funds	No Year		013	0563	000	-----	549,000,000.00	-----	2,677,887.62	-----	546,322,112.38
Middle Mile Deployment, National Telecommunications and Information Administration, Commerce Fund Resources: Undisbursed Funds	2022-2026		013	0564	000	-----	999,000,000.00	-----	1,970,224.55	-----	997,029,775.45
Public Wireless Supply Chain Innovation Fund, National Telecommunications and Information Administration, Commerce Fund Resources: Undisbursed Funds	2022-2031		013	0565	000	-----	150,000,000.00	-----	-----	-----	150,000,000.00
<b>Special Fund Accounts</b>											
Digital Television Transition and Public Safety Fund, National Telecommunications and Information Administration, Commerce Fund Resources: Undisbursed Funds	No Year		013	5396	000	8,812,882,924.42	-----	-----	1,322,871.81	-----	8,811,560,052.61
<b>Public Enterprise Funds</b>											
Network Construction Fund, Telecommunications and Information Administration, Commerce Fund Resources: Undisbursed Funds	2012-2022		013	4358	000	1,433,387,360.81	-----	-----	956,046,846.50	-----	477,340,514.31
First Responder Network Authority, National Telecommunications and Information Administration, Commerce Fund Resources: Undisbursed Funds	2012-2027		013	4421	000	434,353,192.76	-----	-----	-4,328,909.37	-----	438,682,102.13
<b>Trust Fund Accounts</b>											

Footnotes at End of Chapter

## Appropriations, Outlays, and Balances - Continued

Appropriation or Fund Account  Title	Account Symbol					Balances, Beginning of Fiscal Year	Appropriations and Other Obligational Authority <sup>1</sup>	Transfers Borrowings and Investment (Net) <sup>2</sup>	Outlays (Net)	Balances Withdrawn and Other Transactions <sup>3</sup>	Balances, End of Fiscal Year
	Period of Availability	ATA	AID	MAIN	SUB						
Public Safety Trust Fund, National Telecommunications and Information Administration, Commerce Fund Resources:											
Undisbursed Funds	2012-2022		013	8233	000	12,759,185.77	31,595,851.86	12,155,065,000.00	10,942,336.08	-----	12,188,477,701.55
Unrealized Discount on Investments						-4,007,194.22	-----	4,007,194.22	-----	-----	-----
Investments in US Treasury Securities						12,159,072,194.22	-----	-12,159,072,194.22	-----	-----	-----
Subtotal			013	8233	000	12,167,824,185.77	31,595,851.86	-----	10,942,336.08	-----	12,188,477,701.55
Total, National Telecommunications and Information Administration						24,560,555,264.78	46,217,595,851.86	-----	1,067,255,819.13	758,927.89	69,710,136,369.62
<b>Deductions for Offsetting Receipts</b>											
Proprietary Receipts from the Public						-----	-10,099,941.46	-----	-12,230,998.11	-----	-----
Intrabudgetary Receipts Deducted by Agency						-----	-3,810,780.56	-----	-3,810,780.56	-----	-----
Offsetting Governmental Receipts						-----	-2,804,822.90	-----	-2,804,822.90	-----	-----
Total, Offsetting Receipts						-----	-16,715,544.92	-----	-18,846,601.57	-----	-----
Total, Department of Commerce						44,283,209,509.18	84,890,939,285.91	135,031,721.49	11,733,908,927.52	65,953,341.11	117,507,187,191.30
<b>Memorandum</b>											
<b>Financing Accounts</b>											
<b>Public Enterprise Funds</b>											
Fisheries Finance, Direct Loan Financing Account, National Oceanic Atmospheric Administration, Commerce Fund Resources:											
Undisbursed Funds	No Year		013	4324	000	956,135.49	-----	-14,606,352.42	-14,276,945.52	-----	626,728.59
Authority to Borrow from the Treasury						123,587,042.21	29,782,473.32	-77,993,835.67	-----	2,847,322.25	72,528,357.61
Subtotal			013	4324	000	124,543,177.70	29,782,473.32	-92,600,188.09	-14,276,945.52	2,847,322.25	73,155,086.20
Total, Financing Accounts						124,543,177.70	29,782,473.32	-92,600,188.09	-14,276,945.52	2,847,322.25	73,155,086.20

Footnotes at End of Chapter

---

**Footnotes**

---

- 1 The amounts in this column, unless otherwise footnoted, represent appropriations, increases and rescissions in borrowing authority or new contract authority. Appropriation accounts with appropriation transfer activity are presented in Table 1 (Appropriations and Appropriation Transfers) at the end of this chapter.
- 2 The amounts in this column, unless otherwise footnoted, represent transfers - other than appropriation transfers, borrowings (gross), investments (net), unrealized discounts or funds held outside the Treasury.
- 3 The amounts in this column, unless otherwise footnoted, represent obligated balances canceled for fiscal year 2017 pursuant to 31 U.S.C. 1553 and adjustments to borrowing and contract authority.
- 4 Represents capital transfer to miscellaneous receipts.

## Appropriations, Outlays, and Balances - Continued

### Footnotes

Table 1 - Appropriations and Appropriation Transfers - Department of Commerce

AID	ATA	Period of Availability	MAIN	Net Appropriations and Appropriation Transfers	Appropriation Amount	Net Appropriation Transfers	AID Involved	ATA Involved	Period of Availability Involved	MAIN Involved	Amount From or To (-)
013		X	0125	4,350,000.00	0.00	4,350,000.00	013		X	2050	4,350,000.00
013		X	0126	20,000,000.00	0.00	20,000,000.00	013		X	0520	5,000,000.00
							013		X	0562	12,000,000.00
							013		X	0563	1,000,000.00
							013		X	1006	2,000,000.00
013		2223	0126	4,306,000.00	0.00	4,306,000.00	013		2223	0450	3,556,000.00
							013		2223	1450	750,000.00
013		2224	0126	3,000,000.00	0.00	3,000,000.00	013		X	1460	1,000,000.00
							013		2224	1460	2,000,000.00
013		2226	0126	1,000,000.00	0.00	1,000,000.00	013		2226	0564	1,000,000.00
013		2225	0300	2,300,000.00	0.00	2,300,000.00	013		X	0520	2,300,000.00
013		2223	0450	1,050,444,000.00	1,054,000,000.00	-3,556,000.00	013		2223	0126	-3,556,000.00
013		X	0500	1,340,500,000.00	850,000,000.00	490,500,000.00	013		X	0520	489,000,000.00
							015		X	0404	1,500,000.00
013		X	0520	18,993,700,000.00	24,000,000,000.00	-5,006,300,000.00	013		X	0126	-5,000,000.00
							013		2225	0300	-2,300,000.00
							013		X	0500	-489,000,000.00
							013		X	0525	-4,510,000,000.00
013		X	0525	4,684,500,000.00	174,500,000.00	4,510,000,000.00	013		X	0520	4,510,000,000.00
013		X	0562	42,438,000,000.00	42,450,000,000.00	-12,000,000.00	013		X	0126	-12,000,000.00
013		X	0563	549,000,000.00	550,000,000.00	-1,000,000.00	013		X	0126	-1,000,000.00
013		2226	0564	999,000,000.00	1,000,000,000.00	-1,000,000.00	013		2226	0126	-1,000,000.00
013		X	1006	-33,632,509.49	0.00	-33,632,509.49	013		X	0126	-2,000,000.00
							013		X	1008	-31,632,509.49
013		X	1008	31,632,509.49	0.00	31,632,509.49	013		X	1006	31,632,509.49
013		X	1450	245,456,286.00	0.00	245,456,286.00	012		X	1106	1,501,225.00
							013		X	1460	223,061.00
							013		X	2055	200,000.00
							013		X	5139	243,532,000.00
013		2223	1450	4,809,944,400.00	4,807,395,000.00	2,549,400.00	013		2223	0126	-750,000.00
							013		2223	1451	3,299,400.00
013		2224	1450	1,681,833.00	0.00	1,681,833.00	013		2224	1460	1,681,833.00

**Footnotes**

**Table 1 - Appropriations and Appropriation Transfers - Department of Commerce**

AID	ATA	Period of Availability	MAIN	Net Appropriations and Appropriation Transfers	Appropriation Amount	Net Appropriation Transfers	AID Involved	ATA Involved	Period of Availability Involved	MAIN Involved	Amount From or To (-)
013		2223	1451	96,100,600.00	99,400,000.00	-3,299,400.00	013		2223	1450	-3,299,400.00
013		X	1460	221,837,592.00	0.00	221,837,592.00	013		2224	0126	-1,000,000.00
							013		X	1450	-223,061.00
							013		2224	1460	223,060,653.00
013		2224	1460	1,678,151,514.00	1,904,894,000.00	-226,742,486.00	013		2224	0126	-2,000,000.00
							013		2224	1450	-1,681,833.00
							013		X	1460	-223,060,653.00
013		X	2050	325,650,000.00	330,000,000.00	-4,350,000.00	013		X	0125	-4,350,000.00
013		X	2055	199,800,000.00	200,000,000.00	-200,000.00	013		X	1450	-200,000.00
013		X	4316	6,258,300.77	0.00	6,258,300.77	014		X	5198	6,258,300.77
013		X	5139	10,136,845.00	0.00	10,136,845.00	012		X	5209	253,668,845.00
							013		X	1450	-243,532,000.00
013		X	5362	6,590,711.32	0.00	6,590,711.32	014		X	5425	6,590,711.32
<b>Total</b>				<b>77,689,708,082.09</b>	<b>77,420,189,000.00</b>	<b>269,519,082.09</b>					<b>269,519,082.09</b>



**This Page Left Blank Intentionally**

---

Appropriations, Outlays, and Balances - Continued

Appropriation or Fund Account  Title	Account Symbol				Balances, Beginning of Fiscal Year	Appropriations and Other Obligational Authority <sup>1</sup>	Transfers Borrowings and Investment (Net) <sup>2</sup>	Outlays (Net)	Balances Withdrawn and Other Transactions <sup>3</sup>	Balances, End of Fiscal Year	
	Period of Availability	ATA	AID	MAIN							SUB
<b>Department of Defense--Military Programs</b>											
<b>Military Personnel</b>											
<b>Department of the Army</b>											
<b>General Fund Accounts</b>											
Medicare-Eligible Retiree Health Fund Contribution, Army Fund Resources: Undisbursed Funds	2022		021	1004	000	-----	2,622,860,000.00	-----	2,622,860,000.00	-----	-----
Medicare-Eligible Retiree Health Fund Contribution, Reserve Personnel, Army Fund Resources: Undisbursed Funds	2022		021	1005	000	-----	460,029,000.00	-----	460,029,000.00	-----	-----
Medicare-Eligible Retiree Health Fund Contribution, National Guard Personnel, Army Fund Resources: Undisbursed Funds	2022		021	1006	000	-----	821,823,000.00	-----	821,823,000.00	-----	-----
Military Personnel, Army Fund Resources: Undisbursed Funds	2022		021	2010	000	-----	48,688,136,000.00	-----	47,603,123,315.33	-----	1,085,012,684.67
	2021					2,457,941,220.52	-----	-----	<sup>4</sup> 2,494,286,658.10	-----	<sup>5</sup> -36,345,437.58
	2020					317,282,123.82	-----	-76,602,000.00	65,535,589.02	-----	175,144,534.80
	2019					165,838,897.46	-----	-----	<sup>6</sup> 17,260,827.52	-----	148,578,069.94
	2018					325,485,761.74	-----	-----	4,804,366.74	-----	320,681,395.00
	2017					119,371,360.83	-----	-----	1,058,304.48	118,313,056.35	-----
	No Year					1,830,460.97	-----	-----	-70,317.64	-----	1,900,778.61
	Subtotal		021	2010	000	3,387,749,825.34	48,688,136,000.00	-76,602,000.00	50,185,998,743.55	118,313,056.35	1,694,972,025.44
National Guard Personnel, Army Fund Resources: Undisbursed Funds	2022		021	2060	000	-----	9,211,310,000.00	-----	8,914,868,543.76	-----	296,441,456.24
	2021					-229,442,958.28	-----	-----	-266,917,894.79	-----	37,474,936.51
	2020					69,810,944.82	-----	-28,000,000.00	13,178,482.25	-----	28,632,462.57
	2019					143,098,430.47	-----	-----	9,710,379.56	-----	133,388,050.91
	2018					181,158,298.38	-----	-----	1,611,938.96	-----	179,546,359.42
	2017					302,972,891.16	-----	-----	1,103,823.31	301,869,067.85	-----
	Subtotal		021	2060	000	467,597,606.55	9,211,310,000.00	-28,000,000.00	8,673,555,273.05	301,869,067.85	675,483,265.65
Reserve Personnel, Army Fund Resources: Undisbursed Funds	2022		021	2070	000	-----	5,164,124,000.00	-----	4,795,576,351.69	-----	368,547,648.31
	2021					<sup>7</sup> 217,689,799.02	-----	-----	<sup>8</sup> 209,043,388.99	-----	8,646,410.03
	2020					<sup>7</sup> 145,105,884.69	-----	-37,700,000.00	16,409,760.31	-----	90,996,124.38
	2019					51,917,315.49	-----	-----	<sup>9</sup> 2,280,894.46	-----	49,636,421.03
	2018					59,357,978.43	-----	-----	-4,407,833.77	-----	63,765,812.20

Footnotes at End of Chapter

**Appropriations, Outlays, and Balances - Continued**

Appropriation or Fund Account  Title	Account Symbol				Balances, Beginning of Fiscal Year	Appropriations and Other Obligational Authority <sup>1</sup>	Transfers Borrowings and Investment (Net) <sup>2</sup>	Outlays (Net)	Balances Withdrawn and Other Transactions <sup>3</sup>	Balances, End of Fiscal Year
	Period of Availability	ATA	AID	MAIN						
	2017				166,913,131.96	-----	-----	-352,392.04	167,265,524.00	-----
	Subtotal		021	2070	000	640,984,109.59	5,164,124,000.00	-37,700,000.00	5,018,550,169.64	167,265,524.00
Total, Military Personnel, Department of the Army						4,496,331,541.48	66,968,282,000.00	-142,302,000.00	67,782,816,186.24	587,447,648.20
<b>Department of the Navy</b>										
<b>General Fund Accounts</b>										
Medicare-Eligible Retiree Health Fund Contribution, Navy Fund Resources:										
Undisbursed Funds	2022		017	1000	000	-----	1,884,329,000.00	-----	1,884,329,000.00	-----
Medicare-Eligible Retiree Health Fund Contribution, Marine Corps Fund Resources:										
Undisbursed Funds	2022		017	1001	000	-----	993,398,000.00	-----	993,398,000.00	-----
Medicare-Eligible Retiree Health Fund Contribution, Reserve Personnel, Navy Fund Resources:										
Undisbursed Funds	2022		017	1002	000	-----	160,128,000.00	-----	160,128,000.00	-----
Medicare-Eligible Retiree Health Fund Contribution, Reserve Personnel, Marine Corps Fund Resources:										
Undisbursed Funds	2022		017	1003	000	-----	85,714,000.00	-----	85,714,000.00	-----
Military Personnel, Marine Corps Fund Resources:										
Undisbursed Funds	2022		017	1105	000	-----	14,564,028,000.00	-----	14,124,910,125.79	-----
	2021					902,101,594.70	-----	-----	841,520,485.73	-----
	2020					79,202,189.11	-----	-20,000,000.00	21,836,189.03	-----
	2019					38,603,001.25	-----	-----	4,933,510.34	-----
	2018					30,624,538.41	-----	-----	2,743,377.49	-----
	2017					38,666,592.66	-----	-----	686,409.97	37,980,182.69
Subtotal			017	1105	000	1,089,197,916.13	14,564,028,000.00	-20,000,000.00	14,996,630,098.35	37,980,182.69
Reserve Personnel, Marine Corps Fund Resources:										
Undisbursed Funds	2022		017	1108	000	-----	828,186,000.00	-----	764,792,954.99	-----
	2021					39,241,232.48	-----	-----	37,519,871.48	-----
	2020					17,879,083.13	-----	-11,424,000.00	968,478.35	-----
	2019					6,403,230.84	-----	-----	264,998.04	-----
	2018					6,134,530.86	-----	-----	45,827.33	-----
	2017					7,032,788.99	-----	-----	-3,963.87	7,036,752.86
Subtotal			017	1108	000	76,690,866.30	828,186,000.00	-11,424,000.00	803,588,166.32	7,036,752.86
Reserve Personnel, Navy Fund Resources:										
Undisbursed Funds	2022		017	1405	000	-----	2,281,759,000.00	-----	2,192,501,494.45	-----
	2021					126,857,525.79	-----	-23,000,000.00	97,274,594.88	-----

Footnotes at End of Chapter

Appropriations, Outlays, and Balances - Continued

Appropriation or Fund Account  Title	Account Symbol				Balances, Beginning of Fiscal Year	Appropriations and Other Obligational Authority <sup>1</sup>	Transfers Borrowings and Investment (Net) <sup>2</sup>	Outlays (Net)	Balances Withdrawn and Other Transactions <sup>3</sup>	Balances, End of Fiscal Year	
	Period of Availability	ATA	AID	MAIN							SUB
	2020				10,268,396.63	-----	-----	1,055,612.28	-----	9,212,784.35	
	2019				9,386,432.48	-----	-----	-24,922.20	-----	9,411,354.68	
	2018				10,577,145.98	-----	-----	-103,712.80	-----	10,680,858.78	
	2017				13,779,763.39	-----	-----	323,609.54	13,456,153.85	-----	
	Subtotal		017	1405	000	170,869,264.27	2,281,759,000.00	-23,000,000.00	2,291,026,676.15	13,456,153.85	125,145,434.27
Military Personnel, Navy Fund Resources: Undisbursed Funds	2022		017	1453	000	-----	35,094,073,500.00	-----	34,050,887,850.84	-----	1,043,185,649.16
	2021				1,735,970,729.76	-----	-----	1,608,816,743.22	-----	127,153,986.54	
	2020				80,188,432.35	-----	-----	25,582,860.72	-----	54,605,571.63	
	2019				175,251,857.24	-----	-----	115,040,686.50	-----	60,211,170.74	
	2018				121,486,643.92	-----	-----	2,380,055.55	-----	119,106,588.37	
	2017				120,734,437.95	-----	-----	566,610.27	120,167,827.68	-----	
	No Year				1,145,963.43	-----	-----	-----	-----	1,145,963.43	
	Subtotal		017	1453	000	2,234,778,064.65	35,094,073,500.00	-----	35,803,274,807.10	120,167,827.68	1,405,408,929.87
Total, Military Personnel, Department of the Navy						3,571,536,111.35	55,891,615,500.00	-54,424,000.00	57,018,088,747.92	178,640,917.08	2,211,997,946.35
<b>Department of the Air Force</b>											
<b>General Fund Accounts</b>											
Medicare-Eligible Retiree Health Fund Contribution, Air Force Fund Resources: Undisbursed Funds	2022		057	1007	000	-----	1,823,940,000.00	-----	1,823,940,000.00	-----	-----
Medicare-Eligible Retiree Health Fund Contribution, Reserve Personnel, Air Force Fund Resources: Undisbursed Funds	2022		057	1008	000	-----	168,959,000.00	-----	168,959,000.00	-----	-----
Medicare-Eligible Retiree Health Fund Contribution, National Guard Personnel, Air Force Fund Resources: Undisbursed Funds	2022		057	1009	000	-----	314,339,000.00	-----	314,339,000.00	-----	-----
Military Personnel, Air Force Fund Resources: Undisbursed Funds	2022		057	3500	000	-----	35,252,756,000.00	-----	33,951,576,675.93	-----	1,301,179,324.07
	2021				2,286,347,210.53	-----	-96,030,000.00	1,868,164,603.00	-----	322,152,607.53	
	2020				341,075,077.61	-----	-67,595,000.00	38,104,339.49	-----	235,375,738.12	
	2019				411,066,128.29	-----	-----	-16,735,219.82	-----	427,801,348.11	
	2018				46,990,302.36	-----	-----	11,218,939.70	-----	35,771,362.66	
	2017				504,840,088.60	-----	-----	-11,952,863.31	516,792,951.91	-----	
	No Year				269,666.50	-----	-----	-----	-----	269,666.50	
	Subtotal		057	3500	000	3,590,588,473.89	35,252,756,000.00	-163,625,000.00	35,840,376,474.99	516,792,951.91	2,322,550,046.99

Footnotes at End of Chapter

## Appropriations, Outlays, and Balances - Continued

Appropriation or Fund Account  Title	Account Symbol				Balances, Beginning of Fiscal Year	Appropriations and Other Obligational Authority <sup>1</sup>	Transfers Borrowings and Investment (Net) <sup>2</sup>	Outlays (Net)	Balances Withdrawn and Other Transactions <sup>3</sup>	Balances, End of Fiscal Year
	Period of Availability	ATA	AID	MAIN						
Reserve Personnel, Air Force Fund Resources: Undisbursed Funds	2022		057	3700	000	----- 2,276,918,000.00	----- -----	<sup>10</sup> 2,108,038,881.94	-----	168,879,118.06
	2021					228,396,710.35	----- -12,956,000.00	<sup>11</sup> 189,371,748.80	-----	26,068,961.55
	2020					61,723,617.79	----- -13,894,000.00	4,703,072.10	-----	43,126,545.69
	2019					30,526,074.60	-----	813,436.14	-----	29,712,638.46
	2018					18,983,711.93	-----	603,699.47	-----	18,380,012.46
	2017					45,105,903.61	-----	219,252.03	44,886,651.58	-----
	Subtotal		057	3700	000	384,736,018.28	2,276,918,000.00 -26,850,000.00	2,303,750,090.48	44,886,651.58	286,167,276.22
National Guard Personnel, Air Force Fund Resources: Undisbursed Funds	2022		057	3850	000	----- 4,827,967,064.00	----- -----	<sup>12</sup> 4,664,036,698.44	-----	163,930,365.56
	2021					379,740,227.66	----- -24,000,000.00	280,203,579.36	-----	75,536,648.30
	2020					112,801,236.84	----- -53,000,000.00	4,441,422.27	-----	55,359,814.57
	2019					24,294,561.22	-----	2,323,659.45	-----	21,970,901.77
	2018					53,330,924.01	-----	2,967,475.72	-----	50,363,448.29
	2017					40,971,801.64	-----	932,028.92	40,039,772.72	-----
	Subtotal		057	3850	000	611,138,751.37	4,827,967,064.00 -77,000,000.00	4,954,904,864.16	40,039,772.72	367,161,178.49
Total, Military Personnel, Department of the Air Force						4,586,463,243.54	44,664,879,064.00 -267,475,000.00	45,406,269,429.63	601,719,376.21	2,975,878,501.70
<b>Defense Agencies</b>										
<b>General Fund Accounts</b>										
Concurrent Receipt Accrual Payments to the Military Retirement Fund, Defense Fund Resources: Undisbursed Funds	2022		097	0041	000	----- 10,569,342,000.00	----- -----	10,569,342,000.00	-----	-----
Total, Military Personnel, Defense Agencies						-----	10,569,342,000.00	10,569,342,000.00	-----	-----
Total, Military Personnel						12,654,330,896.37	178,094,118,564.00 -464,201,000.00	180,776,516,363.79	1,367,807,941.49	8,139,924,155.09
<b>Operation and Maintenance</b>										
<b>Department of the Army</b>										
<b>General Fund Accounts</b>										
Environmental Restoration, Army Fund Resources: Undisbursed Funds	No Year		021	0810	000	1,769,220.67	----- -----	-582,593.59	-----	2,351,814.26
Operation and Maintenance, Army Fund Resources: Undisbursed Funds	2022-2024		021	2020	000	-----	----- -----	-2,324,167.24	-----	2,324,167.24
	2021-2023					-178,933.69	-----	-69,935.13	-----	<sup>5</sup> -108,998.56
	2022					-----	58,368,212,125.00	7,000,000.00	<sup>13</sup> 36,085,715,259.84	22,289,496,865.16
	2021-2022					-----	-----	18,746,350.00	5,655,526.00	13,090,824.00

Footnotes at End of Chapter

Appropriations, Outlays, and Balances - Continued

Appropriation or Fund Account  Title	Account Symbol				Balances, Beginning of Fiscal Year	Appropriations and Other Obligational Authority <sup>1</sup>	Transfers Borrowings and Investment (Net) <sup>2</sup>	Outlays (Net)	Balances Withdrawn and Other Transactions <sup>3</sup>	Balances, End of Fiscal Year
	Period of Availability	ATA	AID	MAIN SUB						
	2020-2022				-99,633.32	-----	-----	-147,066.51	-----	47,433.19
	2021				21,081,238,674.28	-----	-48,746,350.00	<sup>14</sup> 16,318,007,676.14	-----	4,714,484,648.14
	2020				<sup>7</sup> 7,876,528,407.24	-----	-548,000,000.00	2,726,558,277.77	-----	4,601,970,129.47
	2019				<sup>7</sup> 2,884,926,731.45	-----	-----	595,531,713.42	-----	2,289,395,018.03
	2018				<sup>7</sup> 2,019,397,336.85	-----	-----	<sup>15</sup> 212,457,225.91	-----	1,806,940,110.94
	2017				2,088,880,355.80	-----	-----	129,089,495.84	-----	-----
	No Year				103,540,563.32	160,644,875.00	-50,446.00	36,204,081.55	<sup>16</sup> 583,241.00	227,347,669.77
	Subtotal	021	2020	000	36,054,233,501.93	58,528,857,000.00	-571,050,446.00	56,106,678,087.59	1,960,374,100.96	35,944,987,867.38
Operation and Maintenance, Army National Guard Fund Resources:										
Undisbursed Funds	2022	021	2065	000	-----	7,735,330,000.00	-----	5,178,765,971.79	-----	2,556,564,028.21
	2021-2022				-----	-----	6,459,818.00	-----	-----	6,459,818.00
	2021				2,384,887,995.21	-----	-8,697,818.00	1,733,390,793.07	-----	642,799,384.14
	2020				<sup>7</sup> 701,038,492.22	-----	-41,103,000.00	305,588,779.84	-----	354,346,712.38
	2019				<sup>7</sup> 319,396,194.81	-----	-----	81,716,848.78	-----	237,679,346.03
	2018				236,559,981.28	-----	-----	46,015,542.73	-----	190,544,438.55
	2017				275,551,478.33	-----	-----	31,876,570.07	243,674,908.26	-----
	No Year				31,615,086.50	-----	-----	-2,612,942.24	-----	34,228,028.74
	Subtotal	021	2065	000	3,949,049,228.35	7,735,330,000.00	-43,341,000.00	7,374,741,564.04	243,674,908.26	4,022,621,756.05
Operation and Maintenance, Army Reserve Fund Resources:										
Undisbursed Funds	2022	021	2080	000	-----	3,034,833,000.00	-----	1,991,934,763.39	-----	1,042,898,236.61
	2021				961,677,940.94	-----	-3,819,000.00	693,421,052.82	-----	264,437,888.12
	2020				359,038,004.83	-----	-15,882,000.00	152,893,158.24	-----	190,262,846.59
	2019				113,882,207.58	-----	-----	29,537,237.81	-----	84,344,969.77
	2018				102,934,831.86	-----	-----	7,949,653.29	-----	94,985,178.57
	2017				97,089,508.95	-----	-----	9,088,888.00	88,000,620.95	-----
	No Year				7,849,464.31	-----	-----	-469,257.90	-----	8,318,722.21
	Subtotal	021	2080	000	1,642,471,958.47	3,034,833,000.00	-19,701,000.00	2,884,355,495.65	88,000,620.95	1,685,247,841.87
Afghanistan Security Forces Fund, Army Fund Resources:										
Undisbursed Funds	2022-2025	021	2091	000	-----	100,000,000.00	-----	-----	-----	100,000,000.00
	2021-2022				996,644,331.67	-800,000,000.00	-----	-152,166,828.26	-----	348,811,159.93
	2020-2021				767,940,499.99	-----	-----	-169,160,279.35	-----	937,100,779.34
	2019-2020				424,221,336.42	-----	-----	-620,420.19	-----	424,841,756.61
	2018-2019				169,971,490.15	-----	-----	7,423,546.56	-----	162,547,943.59
	2017-2018				210,181,433.85	-----	-----	-47,670,131.32	-----	257,851,565.17
	2016-2017				42,637,963.06	-----	-----	-10,665,057.17	53,303,020.23	-----
	No Year				52,025,653.54	-----	-----	-97,232,339.28	-----	149,257,992.82

Footnotes at End of Chapter

## Appropriations, Outlays, and Balances - Continued

Appropriation or Fund Account  Title	Account Symbol				Balances, Beginning of Fiscal Year	Appropriations and Other Obligational Authority <sup>1</sup>	Transfers Borrowings and Investment (Net) <sup>2</sup>	Outlays (Net)	Balances Withdrawn and Other Transactions <sup>3</sup>	Balances, End of Fiscal Year
	Period of Availability	ATA	AID	MAIN SUB						
Subtotal		021	2091	000	2,663,622,708.68	-700,000,000.00	-----	-470,091,509.01	53,303,020.23	2,380,411,197.46
Iraq Train and Equip Fund, Army Fund Resources:										
Undisbursed Funds	2017-2018		021	2097	000	1,587,409.86	-----	-----	-----	1,587,409.86
	2016-2017					9,588,760.36	-----	-9,569,781.98	19,158,542.34	-----
Subtotal		021	2097	000	11,176,170.22	-----	-----	-9,569,781.98	19,158,542.34	1,587,409.86
Counter-ISIS Train and Equip Fund, Army Fund Resources:										
Undisbursed Funds	2022-2023		021	2099	000	-----	500,000,000.00	-----	6,525,698.36	-----
	2021-2022					653,425,167.34	-250,000,000.00	-----	388,642,528.75	-----
	2020-2021					329,216,646.52	-----	-----	52,532,241.87	-----
	2019-2020					132,893,557.38	-----	558,168.94	-----	132,335,388.44
	2018-2019					64,112,009.88	-----	-3,760,269.63	-----	67,872,279.51
	2017-2018					35,291,905.59	-----	-16,400,119.80	-----	51,692,025.39
	No Year					12,556,922.96	-----	-----	-----	12,556,922.96
Subtotal		021	2099	000	1,227,496,209.67	250,000,000.00	-----	428,098,248.49	-----	1,049,397,961.18
<b>Special Fund Accounts</b>										
Restoration, Rocky Mountain Arsenal, Army Fund Resources:										
Undisbursed Funds	No Year		021	5098	000	18,049,269.71	1,703,423.10	-----	711,003.93	-----
National Science Center, Army Fund Resources:										
Undisbursed Funds	No Year		021	5286	000	80,671.81	-----	-----	2,845.18	-----
Department of Defense Korean War Commemoration Fund, Army Fund Resources:										
Undisbursed Funds	No Year		021	5752	000	2,357.34	-500.00	-----	-7,178.97	-----
Total, Operation and Maintenance, Department of the Army						45,567,951,296.85	68,850,722,923.10	-634,092,446.00	66,314,336,181.33	2,364,511,192.74
<b>Department of the Navy</b>										
<b>General Fund Accounts</b>										
Environmental Restoration, Navy Fund Resources:										
Undisbursed Funds	No Year		017	0810	000	41,642,597.16	10,000,000.00	-41,600,000.00	-----	14,795,873.53
Operation and Maintenance, Marine Corps Fund Resources:										
Undisbursed Funds	2022		017	1106	000	-----	9,343,643,100.00	2,000,000.00	5,546,509,702.46	-----
	2021					3,284,913,931.72	-----	-----	2,615,906,134.42	-----
	2020					1,168,167,490.35	-----	-30,000,000.00	564,336,746.56	-----
	2019					328,287,692.66	-----	-----	107,232,544.53	-----
	2018					159,079,790.07	-----	-----	21,871,343.04	-----
	2017					134,723,975.95	-----	-----	9,283,830.65	125,440,145.30

Footnotes at End of Chapter

Appropriations, Outlays, and Balances - Continued

Appropriation or Fund Account  Title	Account Symbol					Balances, Beginning of Fiscal Year	Appropriations and Other Obligational Authority <sup>1</sup>	Transfers Borrowings and Investment (Net) <sup>2</sup>	Outlays (Net)	Balances Withdrawn and Other Transactions <sup>3</sup>	Balances, End of Fiscal Year
	Period of Availability	ATA	AID	MAIN	SUB						
Transfer To:	No Year					55,741,634.32	3,344,205.00	-----	-1,738,406.81	<sup>16</sup> 54,946.00	60,769,300.13
Department of Transportation	2017	069	017	1106	005	13,134.61	-----	-----	13,134.61	-----	-----
Subtotal			017	1106	000	5,130,927,649.68	9,346,987,305.00	-28,000,000.00	8,863,415,029.46	125,495,091.30	5,461,004,833.92
Operation and Maintenance, Marine Corps Reserve Fund Resources:											
Undisbursed Funds	2022		017	1107	000	-----	294,930,000.00	-----	153,071,292.78	-----	141,858,707.22
	2021					131,364,782.09	-----	-----	87,733,896.78	-----	43,630,885.31
	2020					48,198,219.27	-----	-----	29,631,522.52	-----	18,566,696.75
	2019					25,634,558.62	-----	-----	6,489,712.09	-----	19,144,846.53
	2018					12,287,282.38	-----	-----	1,286,903.74	-----	11,000,378.64
	2017					11,485,286.17	-----	-----	136,302.64	11,348,983.53	-----
Subtotal			017	1107	000	228,970,128.53	294,930,000.00	-----	278,349,630.55	11,348,983.53	234,201,514.45
Payments to Kaho'Olawe Island Conveyance, Remediation, and Environmental Restoration Fund, Navy Fund Resources:											
Undisbursed Funds	No Year		017	1236	000	43,065.77	-----	-----	-----	-----	43,065.77
Operation and Maintenance, Navy Fund Resources:											
Undisbursed Funds	2022		017	1804	000	-----	64,541,664,837.00	43,600,000.00	43,894,273,138.03	-----	20,690,991,698.97
	2021					17,671,479,411.98	-----	-37,934,000.00	13,387,404,465.55	-----	4,246,140,946.43
	2020					4,304,097,571.94	-----	-134,990,000.00	1,922,760,492.60	-----	2,246,347,079.34
	2019					2,037,830,882.26	-----	-----	379,245,969.80	-----	1,658,584,912.46
	2018					1,389,430,042.66	-----	-----	301,111,435.75	-----	1,088,318,606.91
	2017					941,062,103.03	-----	-----	126,469,790.69	814,592,312.34	-----
	No Year					170,347,641.63	449,503,795.00	-----	467,973,738.19	<sup>16</sup> 501,486.00	151,376,212.44
Transfer To:											
Operation and Maintenance Navy	2022	069	017	1804	005	-----	1,000,000.00	-----	-----	-----	1,000,000.00
Subtotal			017	1804	000	26,514,247,653.50	64,992,168,632.00	-129,324,000.00	60,479,239,030.61	815,093,798.34	30,082,759,456.55
Operation and Maintenance, Navy Reserve Fund Resources:											
Undisbursed Funds	2022		017	1806	000	-----	1,173,733,000.00	-----	800,346,566.20	-----	373,386,433.80
	2021					373,494,447.58	-----	-4,304,000.00	264,919,141.62	-----	104,271,305.96
	2020					110,679,968.59	-----	-17,983,000.00	20,519,137.94	-----	72,177,830.65
	2019					121,174,324.56	-----	-----	48,815,896.99	-----	72,358,427.57
	2018					41,222,513.42	-----	-----	3,756,296.00	-----	37,466,217.42
	2017					34,438,033.41	-----	-----	432,513.17	34,005,520.24	-----
Subtotal			017	1806	000	681,009,287.56	1,173,733,000.00	-22,287,000.00	1,138,789,551.92	34,005,520.24	659,660,215.40
<b>Special Fund Accounts</b>											

Footnotes at End of Chapter



## Appropriations, Outlays, and Balances - Continued

Appropriation or Fund Account  Title	Account Symbol				Balances, Beginning of Fiscal Year	Appropriations and Other Obligational Authority <sup>1</sup>	Transfers Borrowings and Investment (Net) <sup>2</sup>	Outlays (Net)	Balances Withdrawn and Other Transactions <sup>3</sup>	Balances, End of Fiscal Year	
	Period of Availability	ATA	AID	MAIN							SUB
Kaho'Olawe Island Conveyance, Remediation, and Environmental Restoration Fund, Navy Fund Resources: Undisbursed Funds	No Year		017	5185	000	353,469.93	-----	-----	-----	353,469.93	
Department of Defense World War II Commemoration Fund, Navy Fund Resources: Undisbursed Funds	No Year		017	5630	000	2,700,000.00	-----	1,919,345.26	-----	780,654.74	
Total, Operation and Maintenance, Department of the Navy						32,599,893,852.13	75,817,818,937.00	-221,211,000.00	70,756,959,311.43	985,943,393.41	36,453,599,084.29
<b>Department of the Air Force</b>											
<b>General Fund Accounts</b>											
Environmental Restoration, Air Force Fund Resources: Undisbursed Funds	No Year		057	0810	000	44,707,609.85	-----	-43,000,000.00	102,742.55	-----	1,604,867.30
Operation and Maintenance, Air Force Fund Resources: Undisbursed Funds	2022-2024		057	3400	000	-----	-----	-1,902,223.31	-----	1,902,223.31	
	2021-2023					1,729,800.59	-----	16,484.89	-----	1,713,315.70	
	2022					-----	57,417,381,000.00	45,000,000.00	17 34,303,593,356.28	-----	23,158,787,643.72
	2021-2022					-----	-----	13,400,000.00	-----	13,400,000.00	
	2020-2022					1,547,737.44	-----	1,536,681.88	-----	11,055.56	
	2021					20,507,192,616.39	-----	-45,757,595.06	18 15,516,276,103.71	-----	4,945,158,917.62
	2020					5,759,065,464.47	-----	-227,521,484.64	19 2,571,147,530.36	-----	2,960,396,449.47
	2019					2,771,659,953.68	-----	109,952.42	20 804,571,936.37	-----	1,967,197,969.73
	2018					1,748,251,280.02	-----	391,582.30	280,475,509.42	-----	1,468,167,352.90
	2017					1,586,401,960.29	-----	888,256.12	173,727,854.33	1,413,562,362.08	-----
	No Year					124,596,839.13	4,910,000.00	-29.00	17,098,434.06	16 1,867,832.00	110,540,544.07
Transfer To:											
Federal Highway Administration, Transportation	2022	069	057	3400	005	-----	22,848,000.00	-----	2,229,915.76	-----	20,618,084.24
	2021					20,477,878.91	-----	-542,404.94	12,382,019.45	-----	7,553,454.52
	2020					4,763,577.14	-----	-578,515.36	3,469,599.05	-----	715,462.73
	2019					152,362.47	-----	-109,952.42	1,131.51	-----	41,278.54
	2018					391,582.30	-----	-391,582.30	-----	-----	-----
	2017					896,704.51	-----	-888,256.12	8,448.39	-----	-----
	Subtotal		057	3400	000	32,527,127,757.34	57,445,139,000.00	-216,000,029.00	53,684,632,782.15	1,415,430,194.08	34,656,203,752.11
Operation and Maintenance, Space Force, Air Force Fund Resources: Undisbursed Funds	2022		057	3410	000	-----	3,457,097,000.00	1,000,000.00	1,639,376,846.96	-----	1,818,720,153.04
	2021					1,308,939,417.52	-----	-3,000,000.00	1,081,301,756.74	-----	224,637,660.78
	2020					1,862,164.31	-----	-----	428,535.56	-----	1,433,628.75

Footnotes at End of Chapter

Appropriations, Outlays, and Balances - Continued

Appropriation or Fund Account  Title	Account Symbol				Balances, Beginning of Fiscal Year	Appropriations and Other Obligational Authority <sup>1</sup>	Transfers Borrowings and Investment (Net) <sup>2</sup>	Outlays (Net)	Balances Withdrawn and Other Transactions <sup>3</sup>	Balances, End of Fiscal Year
	Period of Availability	ATA	AID	MAIN SUB						
Subtotal		057	3410	000	1,310,801,581.83	3,457,097,000.00	-2,000,000.00	2,721,107,139.26	-----	2,044,791,442.57
Operation and Maintenance, Air Force Reserve Fund Resources:										
Undisbursed Funds	2022	057	3740	000	-----	3,420,629,000.00	-----	<sup>21</sup> 2,668,642,513.51	-----	751,986,486.49
	2021				770,458,932.04	-----	-15,000,000.00	<sup>22</sup> 595,740,888.36	-----	159,718,043.68
	2020				191,170,629.46	-----	-25,000,000.00	77,525,164.86	-----	88,645,464.60
	2019				125,874,965.53	-----	-----	23,567,334.53	-----	102,307,631.00
	2018				98,420,619.40	-----	-----	10,531,598.93	-----	87,889,020.47
	2017				83,955,179.21	-----	-----	6,508,770.53	77,446,408.68	-----
	No Year				2,013,283.89	-----	-----	-56,479.62	-----	2,069,763.51
Subtotal		057	3740	000	1,271,893,609.53	3,420,629,000.00	-40,000,000.00	3,382,459,791.10	77,446,408.68	1,192,616,409.75
Operation and Maintenance, Air National Guard Fund Resources:										
Undisbursed Funds	2022	057	3840	000	-----	6,789,209,999.00	-----	<sup>23</sup> 4,551,497,341.32	-----	2,237,712,657.68
	2021				2,293,684,019.74	-----	-15,000,000.00	<sup>24</sup> 1,676,520,413.48	-----	602,163,606.26
	2020				675,240,142.55	-----	-80,135,000.00	286,300,871.90	-----	308,804,270.65
	2019				424,404,187.49	-----	-----	105,303,216.15	-----	319,100,971.34
	2018				182,532,586.31	-----	-----	52,840,933.18	-----	129,691,653.13
	2017				142,514,463.38	-----	-----	4,461,515.88	138,052,947.50	-----
	No Year				7,392,457.42	-----	-----	-440,464.56	-----	7,832,921.98
Subtotal		057	3840	000	3,725,767,856.89	6,789,209,999.00	-95,135,000.00	6,676,483,827.35	138,052,947.50	3,605,306,081.04
<b>Special Fund Accounts</b>										
Support of Athletic Programs, Air Force Fund Resources:										
Undisbursed Funds	No Year	057	5616	000	16,349,147.53	5,145,159.09	-----	1,503,288.94	-----	19,991,017.68
Total, Operation and Maintenance, Department of the Air Force					38,896,647,562.97	71,117,220,158.09	-396,135,029.00	66,466,289,571.35	1,630,929,550.26	41,520,513,570.45
<b>Defense Agencies</b>										
<b>General Fund Accounts</b>										
Operation and Maintenance, Defense-Wide, Defense Fund Resources:										
Undisbursed Funds	2022-2025	097	0100	000	-----	75,000,000.00	-----	-----	-----	75,000,000.00
	2021-2025				-----	-----	523,520.00	-----	-----	523,520.00
	2022-2023				-----	13,751,452,000.00	-----	2,745,950,462.69	-----	11,005,501,537.31
	2022				-----	44,390,218,000.00	6,125,000.00	28,883,544,472.65	-----	15,512,798,527.35
	2021-2022				964,072,006.58	-101,000,000.00	-37,355,000.00	447,419,215.87	-----	378,297,790.71
	2021				15,172,978,948.55	-----	-104,129,000.00	12,420,053,962.39	-----	2,648,795,986.16
	2020-2021				176,460,465.43	-----	-39,125,000.00	74,685,121.32	-----	62,650,344.11
	2020				3,089,124,011.36	-----	-186,828,000.00	1,235,394,666.45	-----	1,666,901,344.91
	2019-2020				95,314,858.22	-----	-70,334,000.00	18,037,357.74	-----	6,943,500.48

Footnotes at End of Chapter

## Appropriations, Outlays, and Balances - Continued

Appropriation or Fund Account  Title	Account Symbol				Balances, Beginning of Fiscal Year	Appropriations and Other Obligational Authority <sup>1</sup>	Transfers Borrowings and Investment (Net) <sup>2</sup>	Outlays (Net)	Balances Withdrawn and Other Transactions <sup>3</sup>	Balances, End of Fiscal Year
	Period of Availability	ATA	AID	MAIN						
	2019				7 1,404,280,839.40	-----	-----	169,484,201.96	-----	1,234,796,637.44
	2018-2019				151,571,713.69	-----	-----	-10,901,300.64	-----	162,473,014.33
	2018				7 1,048,376,357.03	-----	-----	25 45,238,241.93	-----	1,003,138,115.10
	2017-2018				82,108,854.77	-----	-----	-16,395,831.94	-----	98,504,686.71
	2017				7 1,155,086,219.76	-----	-----	96,238,954.01	1,058,847,265.75	-----
	2016-2017				286,034.54	-----	-----	-2,924,392.46	3,210,427.00	-----
	No Year				1,361,488,751.29	798,468,250.00	-10,718.00	176,457,096.77	16 331,087.00	1,983,158,099.52
	Subtotal	097	0100	000	24,701,149,060.62	58,914,138,250.00	-431,133,198.00	46,282,282,228.74	1,062,388,779.75	35,839,483,104.13
United States Court of Appeals for the Armed Forces, Defense Fund Resources:										
Undisbursed Funds										
	2022	097	0104	000	-----	15,589,000.00	-----	13,737,880.04	-----	1,851,119.96
	2021				2,412,379.22	-----	-----	1,012,464.69	-----	1,399,914.53
	2020				2,314,723.51	-----	-----	40,872.87	-----	2,273,850.64
	2019				344,110.26	-----	-----	218,500.00	-----	125,610.26
	2018				235,905.05	-----	-----	35,135.46	-----	200,769.59
	2017				625,559.28	-----	-----	604,685.94	20,873.34	-----
	Subtotal	097	0104	000	5,932,677.32	15,589,000.00	-----	15,649,539.00	20,873.34	5,851,264.98
Drug Interdiction and Counter-Drug Activities, Defense Fund Resources:										
Undisbursed Funds										
	2018	097	0105	000	116,441,000.00	-----	-----	-----	-----	116,441,000.00
Office of the Inspector General, Defense Fund Resources:										
Undisbursed Funds										
	2022-2024	097	0107	000	-----	80,000.00	-----	5,407.35	-----	74,592.65
	2022-2023				-----	2,365,000.00	-----	566,137.85	-----	1,798,862.15
	2021-2023				858,000.00	-----	-----	-----	-----	858,000.00
	2022				-----	436,015,000.00	-----	381,066,503.86	-----	54,948,496.14
	2021-2022				625,000.01	-----	-----	608,782.31	-----	16,217.70
	2020-2022				2,403.12	-----	-----	-----	-----	2,403.12
	2021				53,922,002.92	-----	-----	44,511,444.55	-----	9,410,558.37
	2020-2021				4,350,033.97	-----	-----	4,330,124.54	-----	19,909.43
	2019-2021				505,491.87	-----	-----	167,445.00	-----	338,046.87
	2020				12,514,359.12	-----	-----	3,878,307.08	-----	8,636,052.04
	2019-2020				-18,652.51	-----	-----	-27,409.14	-----	8,756.63
	2019				7,949,921.64	-----	-----	366,842.11	-----	7,583,079.53
	2018-2019				104,349.21	-----	-----	52,641.02	-----	51,708.19
	2018				12,032,741.93	-----	-----	-53,398.37	-----	12,086,140.30
	2017-2018				184,075.26	-----	-----	23,153.22	-----	160,922.04
	2017				4,199,277.84	-----	-----	106,735.06	4,092,542.78	-----
	2016-2017				33,790.52	-----	-----	-----	33,790.52	-----
	2015-2017				223,674.34	-----	-----	-----	223,674.34	-----

Footnotes at End of Chapter

Appropriations, Outlays, and Balances - Continued

Appropriation or Fund Account  Title	Account Symbol				Balances, Beginning of Fiscal Year	Appropriations and Other Obligational Authority <sup>1</sup>	Transfers Borrowings and Investment (Net) <sup>2</sup>	Outlays (Net)	Balances Withdrawn and Other Transactions <sup>3</sup>	Balances, End of Fiscal Year
	Period of Availability	ATA	AID	MAIN SUB						
Department of Defense Acquisition Workforce Development Account, Defense Fund Resources: Undisbursed Funds	Subtotal		097	0107 000	97,486,469.24	438,460,000.00	-----	435,602,716.44	4,350,007.64	95,993,745.16
	2022		097	0111 000	-----	85,590,000.00	-----	18,095,688.83	-----	67,494,311.17
	2021-2022				-2,881,744.25	-----	-----	-2,331,849.58	-----	<sup>5,26</sup> -549,894.67
	2021				61,069,976.91	-----	-----	35,718,377.16	-----	25,351,599.75
	2020-2021				109,875,560.49	-----	-----	52,619,403.39	-----	57,256,157.10
	2019-2020				31,765,656.92	-----	-----	4,693,816.83	-----	27,071,840.09
	2018-2020				12,457,903.06	-----	-----	3,316,590.75	-----	9,141,312.31
	2018-2019				-1,273.50	-----	-----	2,210.73	-----	<sup>5</sup> -3,484.23
	2017-2019				-173,704.90	-----	-----	-46,625.08	-----	<sup>5</sup> -127,079.82
	2016-2018				-4,001,193.46	-----	-----	-578,184.23	-----	<sup>5</sup> -3,423,009.23
	2015-2017				13,466,341.97	-----	-----	362,303.43	13,104,038.54	-----
	Subtotal		097	0111 000	221,577,523.24	85,590,000.00	-----	111,851,732.23	13,104,038.54	182,211,752.47
Overseas Contingency Operations Transfer Fund, Defense Fund Resources: Undisbursed Funds	No Year		097	0118 000	9,972,184.00	-----	-----	-----	-----	9,972,184.00
Defense Health Program, Defense Fund Resources: Undisbursed Funds	2022-2024		097	0130 000	-----	758,708,000.00	-----	115,861,539.61	-----	642,846,460.39
	2022-2023				-----	2,633,488,000.00	-----	91,044,527.07	-----	2,542,443,472.93
	2021-2023				389,281,394.10	-----	-----	147,690,390.76	-----	241,591,003.34
	2022				-----	33,823,474,000.00	-----	<sup>27</sup> 27,735,161,554.80	-----	6,088,312,445.20
	2021-2022				2,304,843,201.08	-----	204,127,383.00	381,922,384.89	-----	2,127,048,199.19
	2020-2022				363,797,029.97	-----	-----	134,744,762.00	-----	229,052,267.97
	2021				5,911,256,561.95	-----	-204,127,383.00	<sup>28</sup> 4,348,703,701.98	-----	1,358,425,476.97
	2020-2021				2,427,848,428.68	-----	-----	947,305,630.41	-----	1,480,542,798.27
	2019-2021				188,497,121.40	-----	-----	79,163,928.91	-----	109,333,192.49
	2020				2,023,752,217.53	-----	-507,606,000.00	532,720,312.44	-----	983,425,905.09
	2019-2020				1,191,577,734.53	-----	-----	441,771,285.37	-----	749,806,449.16
	2018-2020				110,661,962.81	-----	-----	33,276,425.71	-----	77,385,537.10
	2019				700,816,315.03	-----	-----	106,871,806.12	-----	593,944,508.91
	2018-2019				701,749,700.76	-----	-----	263,243,832.21	-----	438,505,868.55
	2017-2019				67,330,953.14	-----	-----	11,315,859.93	-----	56,015,093.21
	2018				711,196,566.04	-----	-----	131,596,387.97	-----	579,600,178.07
	2017-2018				438,296,468.74	-----	-----	156,656,739.44	-----	281,639,729.30
	2016-2018				29,769,551.36	-----	-----	8,492,866.46	-----	21,276,684.90
	2017				670,390,613.95	-----	-----	101,293,074.62	569,097,539.33	-----
	2016-2017				232,165,613.29	-----	-----	150,152,671.87	82,012,941.42	-----

Footnotes at End of Chapter

## Appropriations, Outlays, and Balances - Continued

Appropriation or Fund Account  Title	Account Symbol				Balances, Beginning of Fiscal Year	Appropriations and Other Obligational Authority <sup>1</sup>	Transfers Borrowings and Investment (Net) <sup>2</sup>	Outlays (Net)	Balances Withdrawn and Other Transactions <sup>3</sup>	Balances, End of Fiscal Year	
	Period of Availability	ATA	AID	MAIN							SUB
	2015-2017				20,832,703.79	-----	-----	3,740,193.09	17,092,510.70	-----	
	2015-2016				7,-----	-----	-----	-----	-----	-----	
	No Year				25,248,503.84	5,000,000.00	-----	3,719,571.36	-----	26,528,932.48	
	Subtotal		097	0130	000	18,509,312,641.99	37,220,670,000.00	-507,606,000.00	35,926,449,447.02	668,202,991.45	18,627,724,203.52
Cooperative Threat Reduction Account, Defense Fund Resources:											
Undisbursed Funds	2022-2024		097	0134	000	-----	344,849,000.00	-----	16,649,377.36	-----	328,199,622.64
	2021-2023					341,605,588.39	-----	-----	133,552,163.79	-----	208,053,424.60
	2020-2022					198,931,971.67	-----	-----	117,069,890.64	-----	81,862,081.03
	2019-2021					56,282,485.60	-----	-----	26,194,014.25	-----	30,088,471.35
	2018-2020					20,776,420.33	-----	-----	7,221,603.46	-----	13,554,816.87
	2017-2019					10,448,706.84	-----	-----	1,022,623.38	-----	9,426,083.46
	2016-2018					12,144,385.57	-----	-----	487,695.60	-----	11,656,689.97
	2015-2017					7,929,860.15	-----	-----	949,769.48	6,980,090.67	-----
	No Year					4,856,234.07	-----	-----	-----	-----	4,856,234.07
	Subtotal		097	0134	000	652,975,652.62	344,849,000.00	-----	303,147,137.96	6,980,090.67	687,697,423.99
Counterterrorism Partnerships Fund, Defense Fund Resources:											
Undisbursed Funds	2016-2017		097	0145	000	9,300,451.00	-----	-----	-----	9,300,451.00	-----
Foreign Currency Fluctuations, Defense Fund Resources:											
Undisbursed Funds	No Year		097	0801	000	970,000,104.82	-----	-1,316,000.00	-----	-----	968,684,104.82
Environmental Restoration, Defense Fund Resources:											
Undisbursed Funds	No Year		097	0810	000	46,649,700.00	2,370,000.00	-----	-----	-----	49,019,700.00
Environmental Restoration, Formerly Used Defense Sites, Defense Fund Resources:											
Undisbursed Funds	No Year		097	0811	000	5,000,000.62	25,000,000.00	-5,000,000.00	-----	-----	25,000,000.62
Overseas Humanitarian, Disaster, and Civic AID, Defense Fund Resources:											
Undisbursed Funds	2022-2023		097	0819	000	-----	6,360,051,000.00	-----	1,815,641,081.71	-----	4,544,409,918.29
	2021-2022					1,905,209,273.20	-----	-----	1,685,719,579.94	-----	219,489,693.26
	2020-2021					300,299,516.09	-----	-----	222,886,879.83	-----	77,412,636.26
	2019-2020					42,141,347.86	-----	-----	17,435,554.43	-----	24,705,793.43
	2018-2019					31,953,225.37	-----	-----	6,899,380.35	-----	25,053,845.02
	2017-2018					34,403,088.88	-----	-----	8,090,781.53	-----	26,312,307.35
	2016-2017					10,889,050.43	-----	-----	307,745.92	10,581,304.51	-----
	No Year					346,948.41	-----	-----	-----	-----	346,948.41
	Subtotal		097	0819	000	2,325,242,450.24	6,360,051,000.00	-----	3,756,981,003.71	10,581,304.51	4,917,731,142.02

Footnotes at End of Chapter

Appropriations, Outlays, and Balances - Continued

Appropriation or Fund Account  Title	Account Symbol				Balances, Beginning of Fiscal Year	Appropriations and Other Obligational Authority <sup>1</sup>	Transfers Borrowings and Investment (Net) <sup>2</sup>	Outlays (Net)	Balances Withdrawn and Other Transactions <sup>3</sup>	Balances, End of Fiscal Year				
	Period of Availability	ATA	AID	MAIN							SUB			
Defense Emergency Response Fund, Defense Fund Resources: Undisbursed Funds	No Year		097	0833	000	241,772,268.29	-----	-----	-41,768.25	-----	241,814,036.54			
Support for International Sporting Competitions, Defense Fund Resources: Undisbursed Funds	No Year		097	0838	000	5,839,934.56	-----	-----	1,057,146.51	-----	4,782,788.05			
<b>Special Fund Accounts</b>														
Defense Cooperation Account, Defense Fund Resources: Undisbursed Funds	No Year		097	5187	000	-----	127,545.23	-127,545.23	-----	-----	-----			
Investments in US Treasury Securities						7,914,459.23	-----	127,545.23	-----	-----	8,042,004.46			
						Subtotal	097	5187	000	7,914,459.23	127,545.23	-----	-----	8,042,004.46
Disposal of Department of Defense Real Property, Defense Fund Resources: Undisbursed Funds	No Year		097	5188	000	81,258,466.09	4,599,759.92	-----	3,851,210.83	-----	82,007,015.18			
Lease of Department of Defense Real Property, Defense Fund Resources: Undisbursed Funds	No Year		097	5189	000	240,243,959.04	32,415,985.81	-----	27,840,552.78	-----	244,819,392.07			
Department of Defense Overseas Military Facility Investment Recovery Account, Defense Fund Resources: Undisbursed Funds	No Year		097	5193	000	2,882,963.69	-----	-----	150,426.05	-----	2,732,537.64			
Use of Proceeds from the Transfer or Disposition of Commissary Facilities, Defense Fund Resources: Undisbursed Funds	No Year		097	5195	000	3,861,635.28	-----	-----	2,231,661.00	-----	1,629,974.28			
Burden Sharing Contribution, Defense Fund Resources: Undisbursed Funds	No Year		097	5441	000	1,015,595,391.72	981,481,376.71	-----	846,628,131.81	-----	1,150,448,636.62			
Mutually Beneficial Activities, Defense Fund Resources: Undisbursed Funds	No Year		097	5613	000	39,431,178.30	-----	-----	11,965,542.61	-----	27,465,635.69			
Department of Defense Vietnam War Commemoration Fund, Defense Fund Resources: Undisbursed Funds	No Year		097	5750	000	9,428,780.01	10.00	-----	929,173.04	-----	8,499,616.97			
Contributions to the Cooperative Threat Reduction Program, Defense Fund Resources: Undisbursed Funds	2022-2025		097	5751	000	-----	318,922.00	-----	-----	-----	318,922.00			
	2021-2024					<sup>7</sup> 71,850.36	-----	-----	71,850.36	-----	-----			
	2019-2022					-9,057.16	-----	-----	-----	-----	<sup>5</sup> -9,057.16			
	No Year					<sup>7</sup> 178,452.99	-107,138.00	-----	29,739.12	-----	41,575.87			

Footnotes at End of Chapter

## Appropriations, Outlays, and Balances - Continued

Appropriation or Fund Account  Title	Account Symbol				Balances, Beginning of Fiscal Year	Appropriations and Other Obligational Authority <sup>1</sup>	Transfers Borrowings and Investment (Net) <sup>2</sup>	Outlays (Net)	Balances Withdrawn and Other Transactions <sup>3</sup>	Balances, End of Fiscal Year	
	Period of Availability	ATA	AID	MAIN							SUB
<b>Intragovernmental Funds</b>	Subtotal		097	5751	000	241,246.19	211,784.00	-----	101,589.48	-----	351,440.71
Emergency Response Fund, Defense Fund Resources:											
Undisbursed Funds	No Year		097	4965	000	15,285,407.67	-----	-----	-----	-----	15,285,407.67
Total, Operation and Maintenance, Defense Agencies						49,334,795,605.78	104,425,553,711.67	-945,055,198.00	87,726,677,470.96	1,774,928,536.90	63,313,688,111.59
Total, Operation and Maintenance						166,399,288,317.73	320,211,315,729.86	-2,196,493,673.00	291,264,262,535.07	6,756,312,673.31	186,393,535,166.21
<b>International Reconstruction and Other Assistance</b>											
<b>Department of the Army</b>											
<b>General Fund Accounts</b>											
Iraq Relief and Reconstruction Fund, Army Fund Resources:											
Undisbursed Funds	No Year		021	2089	000	3,112,817.32	-----	-----	-----	-----	3,112,817.32
Operating Expenses of the Coalition Provisional Authority, Army Fund Resources:											
Undisbursed Funds	No Year		021	2090	000	2,400.79	-----	-----	-----	-----	2,400.79
Total, International Reconstruction and Other Assistance, Department of the Army						3,115,218.11	-----	-----	-----	-----	3,115,218.11
Total, International Reconstruction and Other Assistance						3,115,218.11	-----	-----	-----	-----	3,115,218.11
<b>Procurement</b>											
<b>Department of the Army</b>											
<b>General Fund Accounts</b>											
Aircraft Procurement, Army Fund Resources:											
Undisbursed Funds	2022-2024		021	2031	000	-----	3,205,197,000.00	-----	263,215,845.08	-----	2,941,981,154.92
	2021-2023					3,533,325,428.28	-5,000,000.00	-----	1,391,537,895.64	-----	2,136,787,532.64
	2020-2022					2,000,194,837.13	-----	-----	1,154,924,031.07	-----	845,270,806.06
	2019-2021					1,087,660,527.39	-----	-----	647,672,533.23	-----	439,987,994.16
	2018-2020					861,202,690.81	-----	-----	556,169,145.64	-----	305,033,545.17
	2017-2019					126,296,874.51	-----	-----	25,856,639.89	-----	100,440,234.62
	2016-2018					145,630,753.46	-----	-----	21,174,010.59	-----	124,456,742.87
	2015-2017					116,265,579.70	-----	-----	21,605,227.05	94,660,352.65	-----
	No Year					204,841,679.45	67,950,421.00	-----	167,571,361.76	<sup>10</sup> 832,950.00	104,387,788.69
	Subtotal		021	2031	000	8,075,418,370.73	3,268,147,421.00	-----	4,249,726,689.95	95,493,302.65	6,998,345,799.13
Missile Procurement, Army Fund Resources:											
Undisbursed Funds	2022-2024		021	2032	000	-----	6,438,832,000.00	-----	193,917,166.74	-----	6,244,914,833.26
	2021-2023					3,634,017,082.94	-----	-----	960,214,666.63	-----	2,673,802,416.31
	2020-2022					2,792,877,514.17	-6,953,000.00	-----	1,059,268,438.68	-----	1,726,656,075.49

Footnotes at End of Chapter

Appropriations, Outlays, and Balances - Continued

Appropriation or Fund Account  Title	Account Symbol				Balances, Beginning of Fiscal Year	Appropriations and Other Obligational Authority <sup>1</sup>	Transfers Borrowings and Investment (Net) <sup>2</sup>	Outlays (Net)	Balances Withdrawn and Other Transactions <sup>3</sup>	Balances, End of Fiscal Year	
	Period of Availability	ATA	AID	MAIN							SUB
	2019-2021				2,033,520,090.27	-----	-----	1,189,740,194.22	-----	843,779,896.05	
	2018-2020				845,447,267.76	-----	-----	467,909,133.21	-----	377,538,134.55	
	2017-2019				400,424,124.24	-----	-----	100,818,107.47	-----	299,606,016.77	
	2016-2018				59,481,853.53	-----	-----	5,042,376.54	-----	54,439,476.99	
	2015-2017				82,466,224.30	-----	-----	40,446,460.37	42,019,763.93	-----	
	Subtotal		021	2032	000	9,848,234,157.21	6,431,879,000.00	4,017,356,543.86	42,019,763.93	12,220,736,849.42	
Procurement of Weapons and Tracked Combat Vehicles, Army Fund Resources:											
Undisbursed Funds	2022-2024		021	2033	000	-----	5,252,894,000.00	-----	295,150,335.64	-----	4,957,743,664.36
	2021-2023				3,334,950,579.30	-4,533,000.00	-----	941,286,615.31	-----	2,389,130,963.99	
	2020-2022				3,233,677,500.32	-4,500,000.00	-----	1,755,499,544.00	-----	1,473,677,956.32	
	2019-2021				1,581,679,046.88	-----	-----	780,941,867.09	-----	800,737,179.79	
	2018-2020				750,134,651.25	-----	-----	452,554,571.10	-----	297,580,080.15	
	2017-2019				157,113,705.19	-----	-----	64,941,734.09	-----	92,171,971.10	
	2016-2018				69,459,715.39	-----	-----	13,139,184.79	-----	56,320,530.60	
	2015-2017				33,880,085.03	-----	-----	1,446,414.71	32,433,670.32	-----	
	Subtotal		021	2033	000	9,160,895,283.36	5,243,861,000.00	4,304,960,266.73	32,433,670.32	10,067,362,346.31	
Procurement of Ammunition, Army Fund Resources:											
Undisbursed Funds	2022-2024		021	2034	000	-----	3,724,166,000.00	-----	113,760,941.52	-----	3,610,405,058.48
	2021-2023				2,724,904,708.53	-64,754,000.00	-----	714,364,935.29	-----	1,945,785,773.24	
	2020-2022				1,863,445,826.35	-----	-----	701,444,748.21	-----	1,162,001,078.14	
	2019-2021				978,882,080.70	-----	-----	407,404,960.41	-----	571,477,120.29	
	2018-2020				477,277,681.85	-----	-----	147,041,950.28	-----	330,235,731.57	
	2017-2019				255,155,805.06	-----	-----	119,998,024.64	-----	135,157,780.42	
	2016-2018				73,741,276.38	-----	-----	20,591,337.02	-----	53,149,939.36	
	2015-2017				36,250,853.15	-----	-----	3,336,929.26	32,913,923.89	-----	
	Subtotal		021	2034	000	6,409,658,232.02	3,659,412,000.00	2,227,943,826.63	32,913,923.89	7,808,212,481.50	
Other Procurement, Army Fund Resources:											
Undisbursed Funds	2022-2024		021	2035	000	-----	10,316,047,000.00	-----	1,434,538,607.01	-----	8,881,508,392.99
	2021-2023				7,967,051,967.43	-3,177,000.00	43,893,000.00	4,457,106,944.45	-----	3,550,661,022.98	
	2020-2022				2,664,597,145.31	-13,000,000.00	-----	1,571,877,039.57	-----	1,079,720,105.74	
	2019-2021				1,014,678,947.19	-----	-----	<sup>29</sup> 594,614,416.15	-----	420,064,531.04	
	2018-2020				423,848,740.19	-----	-----	<sup>30</sup> 164,183,774.93	-----	259,664,965.26	
	2017-2019				464,531,955.80	-----	-----	128,817,605.91	-----	335,714,349.89	
	2016-2018				199,321,298.42	-----	-----	38,818,142.35	-----	160,503,156.07	
	2015-2017				183,754,608.34	-----	-----	20,201,004.92	163,553,603.42	-----	
	No Year				46,444,072.51	5,788,451.00	-----	6,646,157.90	<sup>16</sup> 2,764,481.00	42,821,884.61	

Footnotes at End of Chapter



## Appropriations, Outlays, and Balances - Continued

Appropriation or Fund Account  Title	Account Symbol				Balances, Beginning of Fiscal Year	Appropriations and Other Obligational Authority <sup>1</sup>	Transfers Borrowings and Investment (Net) <sup>2</sup>	Outlays (Net)	Balances Withdrawn and Other Transactions <sup>3</sup>	Balances, End of Fiscal Year
	Period of Availability	ATA	AID	MAIN SUB						
Subtotal			021 2035	000	12,964,228,735.19	10,305,658,451.00	43,893,000.00	8,416,803,693.19	166,318,084.42	14,730,658,408.58
Joint Improvised Explosive Device Defeat Fund, Army Fund Resources:										
Undisbursed Funds										
2017-2019			021 2093	000	6,621,685.11	-----	-----	-652,447.83	-----	7,274,132.94
2016-2018					12,557,593.88	-----	-----	4,712.90	-----	12,552,880.98
2015-2017					22,459,805.23	-----	-----	5,067,617.94	17,392,187.29	-----
Subtotal			021 2093	000	41,639,084.22	-----	-----	4,419,883.01	17,392,187.29	19,827,013.92
Total, Procurement, Department of the Army					46,500,073,862.73	28,908,957,872.00	43,893,000.00	23,221,210,903.37	386,570,932.50	51,845,142,898.86
<b>Department of the Navy</b>										
<b>General Fund Accounts</b>										
Coastal Defense Augmentation, Navy Fund Resources:										
Undisbursed Funds	No Year		017 0380	000	56,252,301.40	-----	-----	-----	-----	56,252,301.40
Procurement, Marine Corps Fund Resources:										
Undisbursed Funds										
2022-2024			017 1109	000	-----	3,844,464,000.00	-----	394,454,260.84	-----	3,450,009,739.16
2021-2023					2,291,961,993.62	-80,109,000.00	-2,173,000.00	1,179,399,717.18	-----	1,030,280,276.44
2020-2022					1,070,516,805.87	-----	-----	589,086,640.94	-----	481,430,164.93
2019-2021					351,342,130.95	-----	-----	182,025,069.63	-----	169,317,061.32
2018-2020					65,700,519.23	-----	-----	21,986,610.49	-----	43,713,908.74
2017-2019					64,789,800.87	-----	-----	15,767,147.86	-----	49,022,653.01
2016-2018					10,979,507.92	-----	-----	575,303.56	-----	10,404,204.36
2015-2017					9,200,630.74	-----	-----	353,086.72	8,847,544.02	-----
No Year					40,168,326.42	11,310,000.00	-----	20,750,664.41	<sup>16</sup> 1,257,948.00	29,469,714.01
Subtotal			017 1109	000	3,904,659,715.62	3,775,665,000.00	-2,173,000.00	2,404,398,501.63	10,105,492.02	5,263,647,721.97
Aircraft Procurement, Navy Fund Resources:										
Undisbursed Funds										
2022-2024			017 1506	000	-----	17,714,627,000.00	-----	3,151,364,044.02	-----	14,563,262,955.98
2021-2023					15,698,449,143.74	-51,782,000.00	-----	4,343,936,224.62	-----	11,302,730,919.12
2020-2022					10,244,793,423.31	-----	-----	4,677,150,006.51	-----	5,567,643,416.80
2019-2021					6,633,525,669.00	-----	-----	3,625,403,654.33	-----	3,008,122,014.67
2018-2020					2,828,447,418.05	-----	-----	1,316,670,835.93	-----	1,511,776,582.12
2017-2019					1,149,836,530.66	-----	-----	365,294,087.73	-----	784,542,442.93
2016-2018					679,159,947.55	-----	-----	78,295,731.40	-----	600,864,216.15
2015-2017					503,045,460.37	-----	-----	180,516,781.37	322,528,679.00	-----
No Year					124,011,437.13	51,322,228.00	-----	29,058,965.15	<sup>16</sup> 1,450,342.00	144,824,357.98
Subtotal			017 1506	000	37,861,269,029.81	17,714,167,228.00	-----	17,767,690,331.06	323,979,021.00	37,483,766,905.75

Footnotes at End of Chapter

Appropriations, Outlays, and Balances - Continued

Appropriation or Fund Account  Title	Account Symbol				Balances, Beginning of Fiscal Year	Appropriations and Other Obligational Authority <sup>1</sup>	Transfers Borrowings and Investment (Net) <sup>2</sup>	Outlays (Net)	Balances Withdrawn and Other Transactions <sup>3</sup>	Balances, End of Fiscal Year
	Period of Availability	ATA	AID	MAIN SUB						
Weapons Procurement, Navy Fund Resources: Undisbursed Funds	2022-2024		017	1507 000	-----	4,031,700,000.00	-----	459,291,889.05	-----	3,572,408,110.95
	2021-2023				3,925,567,057.15	-37,035,000.00	-----	1,108,032,487.45	-----	2,780,499,569.70
	2020-2022				2,366,779,474.22	-----	-----	1,097,590,993.08	-----	1,269,188,481.14
	2019-2021				1,211,079,524.51	-----	-----	676,070,723.19	-----	535,008,801.32
	2018-2020				516,412,430.82	-----	-----	191,483,462.39	-----	324,928,968.43
	2017-2019				221,139,334.01	-----	-----	88,075,109.76	-----	133,064,224.25
	2016-2018				113,176,860.52	-----	-----	38,555,659.98	-----	74,621,200.54
	2015-2017				67,478,745.80	-----	-----	26,787,002.65	40,691,743.15	-----
	No Year				1,642,273.97	-----	-----	92,100.56	<sup>16</sup> 60,673.00	1,489,500.41
	Subtotal		017	1507 000	8,423,275,701.00	3,994,665,000.00	-----	3,685,979,428.11	40,752,416.15	8,691,208,856.74
Procurement of Ammunition, Navy and Marine Corps Fund Resources: Undisbursed Funds	2022-2024		017	1508 000	-----	886,052,000.00	-----	88,909,212.97	-----	797,142,787.03
	2021-2023				785,100,791.15	-5,194,000.00	-----	286,803,294.43	-----	493,103,496.72
	2020-2022				657,214,106.07	-----	-----	253,350,190.67	-----	403,863,915.40
	2019-2021				368,435,681.17	-----	-----	170,757,214.17	-----	197,678,467.00
	2018-2020				98,447,807.92	-----	-----	48,199,459.81	-----	50,248,348.11
	2017-2019				26,420,499.47	-----	-----	16,323,588.35	-----	10,096,911.12
	2016-2018				39,834,000.66	-----	-----	26,164,304.07	-----	13,669,696.59
	2015-2017				5,659,177.58	-----	-----	3,130,889.17	2,528,288.41	-----
	Subtotal		017	1508 000	1,981,112,064.02	880,858,000.00	-----	893,638,153.64	2,528,288.41	1,965,803,621.97
Shipbuilding and Conversion, Navy Fund Resources: Undisbursed Funds	2022-2026		017	1611 000	-----	21,211,751,000.00	-----	657,402,462.72	-----	20,554,348,537.28
	2017-2026				-----	-----	4,263,748,587.33	1,549,051,838.56	-----	2,714,696,748.77
	2021-2025				17,630,087,220.75	-130,000,000.00	-----	2,878,751,990.91	-----	14,621,335,229.84
	2016-2025				2,596,433,316.18	-----	-----	1,053,195,770.48	-----	1,543,237,545.70
	2020-2024				16,772,801,534.97	-----	-----	3,857,600,978.85	-----	12,915,200,556.12
	2019-2023				11,519,899,937.74	-----	-----	3,420,673,947.39	-----	8,099,225,990.35
	2015-2023				944,362,601.32	-----	-----	389,893,420.34	-----	554,469,180.98
	2014-2023				-----	-----	354,650,477.05	130,349,173.47	-----	224,301,303.58
	2022				-----	863,911,000.00	-----	570,910,436.68	-----	293,000,563.32
	2018-2022				9,769,364,657.14	-----	-----	3,148,858,361.44	-----	6,620,506,295.70
	2013-2022				538,656,396.74	-----	-----	171,262,181.45	-----	367,394,215.29
	2012-2022				255,659,423.23	-----	-----	48,940,832.57	-----	206,718,590.66
	2021				16,400,000.00	-----	-----	7,484,842.74	-----	8,915,157.26
	2018-2021				67,400,000.00	-----	-----	67,400,000.00	-----	-----
	2017-2021				4,263,748,587.33	-----	-4,263,748,587.33	-----	-----	-----

Footnotes at End of Chapter

## Appropriations, Outlays, and Balances - Continued

Appropriation or Fund Account  Title	Account Symbol				Balances, Beginning of Fiscal Year	Appropriations and Other Obligational Authority <sup>1</sup>	Transfers Borrowings and Investment (Net) <sup>2</sup>	Outlays (Net)	Balances Withdrawn and Other Transactions <sup>3</sup>	Balances, End of Fiscal Year	
	Period of Availability	ATA	AID	MAIN							SUB
	2016-2021				78,055,873.13	-----	-----	66,038,123.09	-----	12,017,750.04	
	2015-2021				9,487,629.00	-----	-----	9,487,629.00	-----	-----	
	2014-2021				354,650,477.05	-----	-354,650,477.05	-----	-----	-----	
	2008-2021				45,790,250.96	-----	-----	41,044,561.64	-----	4,745,689.32	
	2020				56,096,467.90	-----	-----	11,281,217.64	-----	44,815,250.26	
	2011-2020				172,787,244.20	-----	-----	36,121,996.47	-----	136,665,247.73	
	2009-2020				112,168,638.30	-----	-----	21,230,628.38	-----	90,938,009.92	
	2019				19,208,422.03	-----	-----	5,668,657.88	-----	13,539,764.15	
	2018				12,258,354.00	-----	-----	1,781,136.17	-----	10,477,217.83	
	2010-2018				188,681,374.47	-----	-----	11,528,905.61	-----	177,152,468.86	
	2007-2018				51,885,845.06	-----	-----	1,043,112.27	-----	50,842,732.79	
	2017				3,697,792.42	-----	-----	1,692,188.59	2,005,603.83	-----	
	2008-2017				87,266,724.58	-----	-----	-518,931.09	87,785,655.67	-----	
	No Year				84,956.98	-----	-----	-----	-----	84,956.98	
	Subtotal		017	1611	000	65,566,933,725.48	21,945,662,000.00	0.00	18,158,175,463.25	89,791,259.50	69,264,629,002.73
National Sea-Based Deterrence Fund, Navy Fund Resources:											
Undisbursed Funds			017	1612	000	-----	4,776,980,000.00	-----	1,089,389,802.64	-----	3,687,590,197.36
	2022-2026					-----	-----	1,151,716,054.87	-----	1,586,185,011.50	
	2021-2025					2,737,901,066.37	-----	330,104,436.88	-----	331,463,728.73	
	2020-2024					661,568,165.61	-----	497,770,036.75	-----	709,702,670.33	
	2019-2023					1,207,472,707.08	-----	1,296,838.45	-----	1,859,071.69	
	2018-2022					3,155,910.14	-----	4,626,759.74	-----	10,370,942.26	
	2017-2021					14,997,702.00	-----	-----	-----	6,327,171,621.87	
	Subtotal		017	1612	000	4,625,095,551.20	4,776,980,000.00	-----	3,074,903,929.33	-----	
Other Procurement, Navy Fund Resources:											
Undisbursed Funds			017	1810	000	-----	11,124,829,000.00	-----	2,239,046,698.96	-----	8,885,782,301.04
	2022-2024					-----	-----	4,514,255,875.65	-----	3,958,258,265.95	
	2021-2023					8,523,821,141.60	-49,325,000.00	-1,982,000.00	-----	1,630,939,772.38	
	2020-2022					3,753,532,314.71	-3,500,000.00	-----	-----	929,442,989.31	
	2019-2021					1,823,481,934.12	-----	894,038,944.81	-----	490,908,264.92	
	2018-2020					793,878,347.88	-----	302,970,082.96	-----	190,830,443.47	
	2017-2019					297,290,846.99	-----	106,460,403.52	-----	178,654,819.96	
	2016-2018					212,547,120.90	-----	33,892,300.94	-----	-----	
	2015-2017					208,529,615.76	-----	20,208,110.75	188,321,505.01	-----	
	No Year					62,559,333.82	21,956,636.00	-----	10,866,922.55	<sup>16</sup> 4,104,350.00	69,544,697.27
	Subtotal		017	1810	000	15,675,640,655.78	11,093,960,636.00	-1,982,000.00	10,240,831,882.47	192,425,855.01	16,334,361,554.30
Total, Procurement, Department of the Navy						138,094,238,744.31	64,181,957,864.00	-4,155,000.00	56,225,617,689.49	659,582,332.09	145,386,841,586.73
<b>Department of the Air Force</b>											

Footnotes at End of Chapter

Appropriations, Outlays, and Balances - Continued

Appropriation or Fund Account  Title	Account Symbol				Balances, Beginning of Fiscal Year	Appropriations and Other Obligational Authority <sup>1</sup>	Transfers Borrowings and Investment (Net) <sup>2</sup>	Outlays (Net)	Balances Withdrawn and Other Transactions <sup>3</sup>	Balances, End of Fiscal Year
	Period of Availability	ATA	AID	MAIN SUB						
<b>General Fund Accounts</b>										
Aircraft Procurement, Air Force Fund Resources: Undisbursed Funds	2022-2024		057	3010 000	-----	18,262,193,000.00	-----	<sup>31</sup> 1,213,909,347.01	-----	17,048,283,652.99
	2021-2023				17,917,957,103.17	-690,775,000.00	-47,274,000.00	<sup>32</sup> 5,164,628,454.12	-----	12,015,279,649.05
	2020-2022				10,101,035,190.91	-153,485,000.00	-----	<sup>33</sup> 4,307,224,036.83	-----	5,640,326,154.08
	2019-2021				5,951,097,685.74	-----	-----	<sup>34</sup> 3,131,107,566.66	-----	2,819,990,119.08
	2018-2020				3,134,469,369.04	-----	-----	<sup>35</sup> 1,393,734,630.65	-----	1,740,734,738.39
	2017-2019				1,309,650,560.56	-----	-----	356,598,726.24	-----	953,051,834.32
	2016-2018				766,059,376.85	-----	-----	257,492,530.40	-----	508,566,846.45
	2015-2017				676,958,082.19	-----	-----	320,264,596.64	356,693,485.55	-----
	No Year				3,135,576.24	600,000.00	-----	931,218.28	<sup>16</sup> 129,231.00	2,675,126.96
	Subtotal		057	3010 000	39,860,362,944.70	17,418,533,000.00	-47,274,000.00	16,145,891,106.83	356,822,716.55	40,728,908,121.32
Procurement of Ammunition, Air Force Fund Resources: Undisbursed Funds	2022-2024		057	3011 000	-----	665,977,000.00	-----	10,871,667.90	-----	655,105,332.10
	2021-2023				1,186,147,957.60	-351,689,000.00	-----	<sup>36</sup> 137,141,548.69	-----	697,317,408.91
	2020-2022				1,880,058,331.12	-----	-----	<sup>37</sup> 981,655,565.43	-----	898,402,765.69
	2019-2021				769,159,709.66	-----	-----	383,303,454.25	-----	385,856,255.41
	2018-2020				304,427,159.48	-----	-----	152,426,578.99	-----	152,000,580.49
	2017-2019				213,170,445.10	-----	-----	62,163,599.74	-----	151,006,845.36
	2016-2018				94,707,919.94	-----	-----	40,145,808.29	-----	54,562,111.65
	2015-2017				14,252,577.66	-----	-----	2,953,332.38	11,299,245.28	-----
	Subtotal		057	3011 000	4,461,924,100.56	314,288,000.00	-----	1,770,661,555.67	11,299,245.28	2,994,251,299.61
Missile Procurement, Air Force Fund Resources: Undisbursed Funds	2022-2024		057	3020 000	-----	2,587,554,000.00	-----	<sup>38</sup> 470,703,661.86	-----	2,116,850,338.14
	2021-2023				1,934,350,878.07	-----	-----	<sup>39</sup> 573,897,054.61	-----	1,360,453,823.46
	2020-2022				1,588,799,610.64	-40,000,000.00	-----	<sup>40</sup> 563,481,973.16	-----	985,317,637.48
	2019-2021				1,196,776,164.01	-----	-----	<sup>41</sup> 687,710,372.94	-----	509,065,791.07
	2018-2020				447,136,222.34	-----	-----	293,834,918.84	-----	153,301,303.50
	2017-2019				75,484,296.26	-----	-----	45,320,651.80	-----	30,163,644.46
	2016-2018				131,978,815.81	-----	-----	66,230,649.47	-----	65,748,166.34
	2015-2017				82,967,024.34	-----	-----	23,916,836.10	59,050,188.24	-----
	No Year				1,741,732.80	-----	-----	-528.95	-----	1,742,261.75
	Subtotal		057	3020 000	5,459,234,744.27	2,547,554,000.00	-----	2,725,095,589.83	59,050,188.24	5,222,642,966.20
Missile Procurement, Air Force Fund Resources: Undisbursed Funds	1996-1998		057	3020 001	836,600.00	-----	-----	-----	-----	<sup>42</sup> 836,600.00
	1994-1996				3,147,300.00	-----	-----	-----	-----	<sup>43</sup> 3,147,300.00

Footnotes at End of Chapter

## Appropriations, Outlays, and Balances - Continued

Appropriation or Fund Account  Title	Account Symbol				Balances, Beginning of Fiscal Year	Appropriations and Other Obligational Authority <sup>1</sup>	Transfers Borrowings and Investment (Net) <sup>2</sup>	Outlays (Net)	Balances Withdrawn and Other Transactions <sup>3</sup>	Balances, End of Fiscal Year	
	Period of Availability	ATA	AID	MAIN							SUB
	1993-1995				103,302.00	-----	-----	-----	-----	43 103,302.00	
	1992-1994				4,447,490.00	-----	-----	-----	-----	43 4,447,490.00	
	1991-1993				618,299.00	-----	-----	-----	-----	43 618,299.00	
	1990-1992				72,613.89	-----	-----	-----	-----	43 72,613.89	
	Subtotal		057	3020	001	9,225,604.89	-----	-----	-----	9,225,604.89	
Space Procurement, Air Force Fund Resources:											
Undisbursed Funds	2021-2023		057	3021	000	7-----	-----	-----	-----	-----	
	2020-2022					1,094,213,595.93	-----	500,764,555.10	-----	593,449,040.83	
	2019-2021					460,262,216.82	-----	167,932,715.80	-----	292,329,501.02	
	2018-2020					890,232,697.55	-----	527,790,083.33	-----	362,442,614.22	
	2017-2019					138,031,350.12	-----	49,926,697.98	-----	88,104,652.14	
	2016-2018					140,239,615.51	-----	59,678,847.62	-----	80,560,767.89	
	Subtotal		057	3021	000	2,722,979,475.93	-----	1,306,092,899.83	-----	1,416,886,576.10	
Procurement, Space Force, Air Force Fund Resources:											
Undisbursed Funds	2022-2024		057	3022	000	-----	2,965,666,000.00	-----	364,620,752.67	-----	2,601,045,247.33
	2021-2023					7 1,938,138,114.10	-35,700,000.00	-----	829,803,542.88	-----	1,072,634,571.22
	Subtotal		057	3022	000	1,938,138,114.10	2,929,966,000.00	-----	1,194,424,295.55	-----	3,673,679,818.55
Other Procurement, Air Force Fund Resources:											
Undisbursed Funds	2022-2024		057	3080	000	-----	26,934,006,000.00	-----	44 18,809,359,829.70	-----	8,124,646,170.30
	2021-2023					6,195,714,781.01	-79,390,000.00	-2,834,000.00	45 3,634,107,683.48	-----	2,479,383,097.53
	2020-2022					2,955,715,485.94	-38,000,000.00	-----	46 1,904,139,044.58	-----	1,013,576,441.36
	2019-2021					1,318,708,831.87	-----	-----	47 669,721,170.26	-----	648,987,661.61
	2018-2020					401,611,934.72	-----	-----	217,607,836.87	-----	184,004,097.85
	2017-2019					233,682,955.36	-----	-----	88,306,967.93	-----	145,375,987.43
	2016-2018					253,744,442.00	-----	-----	-21,710,690.64	-----	275,455,132.64
	2015-2017					100,847,633.44	-----	-----	-66,981,501.76	167,829,135.20	-----
	No Year					9,812,848.67	-----	-----	303,128.51	16 784,350.00	8,725,370.16
	Subtotal		057	3080	000	11,469,838,913.01	26,816,616,000.00	-2,834,000.00	25,234,853,468.93	168,613,485.20	12,880,153,958.88
Total, Procurement, Department of the Air Force						65,921,703,897.46	50,026,957,000.00	-50,108,000.00	48,377,018,916.64	595,785,635.27	66,925,748,345.55
<b>Defense Agencies</b>											
<b>General Fund Accounts</b>											
Procurement, Defense-Wide Fund Resources:											
Undisbursed Funds	2021-2025		097	0300	000	-----	-----	51,541,475.00	22,765,467.58	-----	28,776,007.42
	2022-2024					-----	7,225,714,000.00	-----	1,737,542,268.39	-----	5,488,171,731.61
	2021-2023					5,170,951,150.86	-----	1,035,000.00	1,792,662,073.80	-----	3,379,324,077.06
	2020-2022					2,402,008,909.85	-----	-----	1,118,552,035.38	-----	1,283,456,874.47

Footnotes at End of Chapter

Appropriations, Outlays, and Balances - Continued

Appropriation or Fund Account  Title	Account Symbol				Balances, Beginning of Fiscal Year	Appropriations and Other Obligational Authority <sup>1</sup>	Transfers Borrowings and Investment (Net) <sup>2</sup>	Outlays (Net)	Balances Withdrawn and Other Transactions <sup>3</sup>	Balances, End of Fiscal Year	
	Period of Availability	ATA	AID	MAIN							SUB
	2019-2021				1,640,474,146.61	-----	-----	940,899,759.07	-----	699,574,387.54	
	2018-2020				777,585,872.60	-----	-----	545,966,565.80	-----	231,619,306.80	
	2017-2019				243,306,998.47	-----	-----	105,189,661.99	-----	138,117,336.48	
	2016-2018				104,431,123.16	-----	-----	23,888,274.61	-----	80,542,848.55	
	2015-2017				112,363,264.66	-----	-----	30,431,629.44	81,931,635.22	-----	
	No Year				100,000,000.00	-----	-81,425,000.00	-----	-----	18,575,000.00	
	Subtotal		097	0300	000	10,551,121,466.21	7,225,714,000.00	-28,848,525.00	6,317,897,736.06	81,931,635.22	11,348,157,569.93
National Guard and Reserve Equipment Account, Defense Fund Resources:											
Undisbursed Funds	2022-2024		097	0350	000	-----	950,000,000.00	-----	916,186.52	-----	949,083,813.48
	2021-2023				942,591,531.19	-----	-----	<sup>4b</sup> 163,388,432.24	-----	779,203,098.95	
	2020-2022				51,296.01	-----	-----	-7,053.23	-----	58,349.24	
	2019-2021				553,566,154.39	-----	-----	290,207,554.85	-----	263,358,599.54	
	2018-2020				276,574,271.30	-----	-----	134,412,193.96	-----	142,162,077.34	
	2017-2019				61,203,413.89	-----	-----	16,212,885.50	-----	44,990,528.39	
	2016-2018				43,610,439.03	-----	-----	6,631,525.24	-----	36,978,913.79	
	2015-2017				41,086,421.54	-----	-----	7,369,478.39	33,716,943.15	-----	
	Subtotal		097	0350	000	1,918,683,527.35	950,000,000.00	-----	619,131,203.47	33,716,943.15	2,215,835,380.73
Defense Production Act Purchases, Defense Fund Resources:											
Undisbursed Funds	2022-2024		097	0360	000	-----	250,000,000.00	-----	-----	-----	250,000,000.00
	No Year				642,650,014.93	-----	-----	322,670,823.26	-----	1,308,306,191.67	
	Subtotal		097	0360	000	642,650,014.93	1,238,327,000.00	-----	322,670,823.26	-----	1,558,306,191.67
Defense Production Act Program Account, Defense Fund Resources:											
Undisbursed Funds	No Year		097	0361	000	94,401,065.22	-----	-----	3,810,761.65	-----	90,590,303.57
Chemical Agents and Munitions Destruction, Defense Fund Resources:											
Undisbursed Funds	2022-2023		097	0390	000	-----	1,026,665,000.00	-----	662,908,190.02	-----	363,756,809.98
	2022				-----	66,587,000.00	-----	32,750,675.94	-----	33,836,324.06	
	2021-2022				362,153,480.47	-----	-----	355,265,013.02	-----	6,888,467.45	
	2021				41,833,336.07	-----	-----	38,135,971.13	-----	3,697,364.94	
	2020-2021				8,349,628.95	-----	-----	2,742,804.03	-----	5,606,824.92	
	2020				-49,363.38	-----	-----	-2,099,639.08	-----	2,050,275.70	
	2019-2020				25,699,252.97	-----	-----	-1,360,923.68	-----	27,060,176.65	
	2018-2020				532,407.60	-----	-----	490,758.79	-----	41,648.81	
	2019				-21,349,888.36	-----	-----	18,607.36	-----	<sup>5</sup> -21,368,495.72	
	2018-2019				7,445,131.84	-----	-----	636,443.05	-----	6,808,688.79	
	2018				929,149.85	-----	-----	-31,503.46	-----	960,653.31	
	2017-2018				1,527,848.95	-----	-----	-35,976.65	-----	1,563,825.60	

Footnotes at End of Chapter

## Appropriations, Outlays, and Balances - Continued

Appropriation or Fund Account  Title	Account Symbol				Balances, Beginning of Fiscal Year	Appropriations and Other Obligational Authority <sup>1</sup>	Transfers Borrowings and Investment (Net) <sup>2</sup>	Outlays (Net)	Balances Withdrawn and Other Transactions <sup>3</sup>	Balances, End of Fiscal Year
	Period of Availability	ATA	AID	MAIN SUB						
	2016-2018				26,172.98	-----	-----	-----	-----	26,172.98
	2017				1,868,807.50	-----	-----	-63,868.25	1,932,675.75	-----
	2016-2017				10,343,855.81	-----	-----	-793,074.32	11,136,930.13	-----
	2015-2017				413,970.22	-----	-----	-----	413,970.22	-----
	No Year				1,374,658.88	-----	-----	-----	-----	1,374,658.88
	Subtotal		097	0390 000	441,098,450.35	1,093,252,000.00	-----	1,088,563,477.90	13,483,576.10	432,303,396.35
Joint Improvised-Threat Defeat Fund, Defense Fund Resources:										
Undisbursed Funds	2018-2020		097	2093 000	882,950.67	-----	-----	715,000.00	-----	167,950.67
	2017-2019				16,689,324.85	-----	-----	412,029.34	-----	16,277,295.51
	Subtotal		097	2093 000	17,572,275.52	-----	-----	1,127,029.34	-----	16,445,246.18
Total, Procurement, Defense Agencies					13,665,526,799.58	10,507,293,000.00	-28,848,525.00	8,353,201,031.68	129,132,154.47	15,661,638,088.43
Total, Procurement					264,181,543,304.08	153,625,165,736.00	-39,218,525.00	136,177,048,541.18	1,771,071,054.33	279,819,370,919.57
<b>Research, Development, Test, and Evaluation</b>										
<b>Department of the Army</b>										
<b>General Fund Accounts</b>										
Research, Development, Test and Evaluation, Army Fund Resources:										
Undisbursed Funds	2022-2024		021	2040 000	-----	-----	-----	-2,034,821.58	-----	2,034,821.58
	2022-2023				-----	14,660,654,000.00	800,000.00	4,930,516,749.35	-----	9,730,937,250.65
	2021-2023				15,009.74	-----	-----	346,185.78	-----	<sup>5</sup> -331,176.04
	2021-2022				8,289,590,031.70	-79,585,000.00	42,494,000.00	7,266,496,280.22	-----	986,002,751.48
	2020-2022				-1,494,515.92	-----	-----	928,508.96	-----	<sup>5</sup> -2,423,024.88
	2020-2021				<sup>7</sup> 2,056,774,630.07	-----	-----	1,450,486,454.70	-----	606,288,175.37
	2019-2021				-415,000.58	-----	-----	265,208.51	-----	<sup>5</sup> -680,209.09
	2019-2020				809,415,167.94	-----	-----	450,508,320.16	-----	358,906,847.78
	2018-2019				429,665,000.77	-----	-----	109,409,886.91	-----	320,255,113.86
	2017-2018				<sup>7</sup> 216,180,691.93	-----	-----	-2,005,423.28	-----	218,186,115.21
	2016-2017				164,075,494.43	-----	-----	10,042,384.93	154,033,109.50	-----
	No Year				20,077,985.99	39,290,000.00	-655,040.00	15,645,481.05	<sup>16</sup> 285,271.00	42,782,193.94
	Subtotal		021	2040 000	11,983,884,496.07	14,620,359,000.00	42,638,960.00	14,230,605,215.71	154,318,380.50	12,261,958,859.86
Total, Research, Development, Test, and Evaluation, Department of the Army					11,983,884,496.07	14,620,359,000.00	42,638,960.00	14,230,605,215.71	154,318,380.50	12,261,958,859.86
<b>Department of the Navy</b>										
<b>General Fund Accounts</b>										
Research, Development, Test, and Evaluation, Navy Fund Resources:										
Undisbursed Funds	2022-2024		017	1319 000	-----	-----	-----	-5,342,788.50	-----	5,342,788.50
	2022-2023				-----	22,021,667,000.00	11,200,000.00	10,319,572,155.86	-----	11,713,294,844.14

Footnotes at End of Chapter

Appropriations, Outlays, and Balances - Continued

Appropriation or Fund Account  Title	Account Symbol				Balances, Beginning of Fiscal Year	Appropriations and Other Obligational Authority <sup>1</sup>	Transfers Borrowings and Investment (Net) <sup>2</sup>	Outlays (Net)	Balances Withdrawn and Other Transactions <sup>3</sup>	Balances, End of Fiscal Year	
	Period of Availability	ATA	AID	MAIN							SUB
	2021-2023				6,327,667.21	-----	-----	1,975,995.25	-----	4,351,671.96	
	2021-2022				9,813,571,585.01	-68,022,000.00	-7,421,000.00	7,312,096,757.66	-----	2,426,031,827.35	
	2020-2022				6,879,736.66	-----	-----	4,952,344.35	-----	1,927,392.31	
	2020-2021				2,745,019,308.20	-----	-----	1,664,701,949.62	-----	1,080,317,358.58	
	2019-2021				2,424,776.94	-----	-----	2,073,580.93	-----	351,196.01	
	2019-2020				849,279,719.97	-----	-----	322,713,416.99	-----	526,566,302.98	
	2018-2019				569,324,316.04	-----	-----	94,515,024.52	-----	474,809,291.52	
	2017-2018				409,615,191.15	-----	-----	100,509,209.67	-----	309,105,981.48	
	2016-2017				309,264,299.47	-----	-----	66,042,387.13	243,221,912.34	-----	
	No Year				166,790,122.94	84,524,077.00	-----	128,884,147.84	<sup>16</sup> 4,802,463.00	117,627,589.10	
	Subtotal		017	1319	000	14,878,496,723.59	22,038,169,077.00	3,779,000.00	20,012,694,181.32	248,024,375.34	16,659,726,243.93
Total, Research, Development, Test, and Evaluation, Department of the Navy						14,878,496,723.59	22,038,169,077.00	3,779,000.00	20,012,694,181.32	248,024,375.34	16,659,726,243.93
<b>Department of the Air Force</b>											
<b>General Fund Accounts</b>											
Research, Development, Test, and Evaluation, Air Force Fund Resources:											
Undisbursed Funds											
	2022-2024		057	3600	000	-----	-----	-----	-265,523.69	-----	265,523.69
	2022-2023					-----	41,479,287,000.00	-----	<sup>49</sup> 20,319,251,160.81	-----	21,160,035,839.19
	2021-2023					<sup>7</sup> 244,172.00	-----	-----	197,535.36	-----	46,636.64
	2021-2022					<sup>7</sup> 16,141,600,595.14	-----	-6,318,000.00	<sup>50</sup> 11,869,703,698.72	-----	4,265,578,896.42
	2020-2022					267,284.24	-----	-----	83,350.00	-----	183,934.24
	2020-2021					5,263,138,016.78	-----	-----	<sup>51</sup> 3,382,098,724.47	-----	1,881,039,292.31
	2019-2021					273,634.76	-----	-----	-2,860.46	-----	276,495.22
	2019-2020					2,188,530,597.22	-----	-----	<sup>52</sup> 754,383,928.96	-----	1,434,146,668.26
	2018-2019					868,370,857.24	-----	-----	286,318,892.62	-----	582,051,964.62
	2017-2018					440,340,855.48	-----	-----	60,432,377.10	-----	379,908,478.38
	2016-2017					259,605,441.71	-----	-----	19,249,898.12	240,355,543.59	-----
	No Year					104,945,347.73	30,852,400.00	-1,931,945.00	42,719,164.23	<sup>16</sup> 1,209,950.00	89,936,688.50
	Subtotal		057	3600	000	25,267,316,802.30	41,510,139,400.00	-8,249,945.00	36,734,170,346.24	241,565,493.59	29,793,470,417.47
Research, Development, Test, and Evaluation, Space Force, Air Force Fund Resources:											
Undisbursed Funds											
	2022-2023		057	3620	000	-----	11,567,016,000.00	-----	5,547,339,161.33	-----	6,019,676,838.67
	2021-2022					<sup>7</sup> 5,011,025,254.83	-120,500,000.00	-----	3,515,213,123.55	-----	1,375,312,131.28
	No Year					<sup>7</sup> -----	-----	-----	-----	-----	-----
	Subtotal		057	3620	000	5,011,025,254.83	11,446,516,000.00	-----	9,062,552,284.88	-----	7,394,988,969.95
Total, Research, Development, Test, and Evaluation, Department of the Air Force						30,278,342,057.13	52,956,655,400.00	-8,249,945.00	45,796,722,631.12	241,565,493.59	37,188,459,387.42

Footnotes at End of Chapter



## Appropriations, Outlays, and Balances - Continued

Appropriation or Fund Account  Title	Account Symbol				Balances, Beginning of Fiscal Year	Appropriations and Other Obligational Authority <sup>1</sup>	Transfers Borrowings and Investment (Net) <sup>2</sup>	Outlays (Net)	Balances Withdrawn and Other Transactions <sup>3</sup>	Balances, End of Fiscal Year	
	Period of Availability	ATA	AID	MAIN							SUB
<b>Defense Agencies</b>											
<b>General Fund Accounts</b>											
Research, Development, Test, and Evaluation, Defense Agencies Fund Resources:											
Undisbursed Funds	2022-2024		097	0400	000	-----	-----	-----	-157,719.02	-----	157,719.02
	2022-2023					-----	29,452,514,000.00	27,700,000.00	11,059,053,672.16	-----	18,421,160,327.84
	2021-2023					-----			16,780.25	-----	<sup>5</sup> -16,780.25
	2021-2022					16,304,686,373.46	-108,717,000.00	44,535,000.00	11,523,710,941.66	-----	4,716,793,431.80
	2020-2022					-23,765.80	-----	-----	-22,234.54	-----	<sup>5</sup> -1,531.26
	2020-2021					4,885,280,285.19	-----	-----	3,229,382,737.54	-----	1,655,897,547.65
	2019-2021					-----	-----	-----	-1,008.58	-----	1,008.58
	2019-2020					<sup>7</sup> 1,314,150,066.99	-----	-----	584,252,143.54	-----	729,897,923.45
	2018-2020					4,380.79	-----	-----	4,380.79	-----	-----
	2018-2019					<sup>7</sup> 752,797,329.78	-----	-----	180,878,457.93	-----	571,918,871.85
	2017-2019					-2,003.81	-----	-----	-2,003.81	-----	-----
	2017-2018					<sup>7</sup> 500,687,711.07	-----	-----	28,513,874.05	-----	472,173,837.02
	2016-2018					35,805.92	-----	-----	-----	-----	35,805.92
	2017					-228,348.57	-----	-----	-228,348.57	-----	-----
	2016-2017					<sup>7</sup> 275,246,944.37	-----	-----	29,307,137.55	245,939,806.82	-----
	No Year					147,066,413.67	99,846,167.00	-1,433,020.00	59,863,771.38	<sup>16</sup> 4,114,144.00	181,501,645.29
	Subtotal		097	0400	000	24,179,701,193.06	29,443,643,167.00	70,801,980.00	26,694,572,582.33	250,053,950.82	26,749,519,806.91
Department of Defense Rapid Prototyping Fund, Defense Fund Resources:											
Undisbursed Funds	2019-2023		097	0402	000	1,268,000.00	-----	-----	505,913.98	-----	762,086.02
	2015-2023					38,000.00	-----	-----	19,649.05	-----	18,350.95
	2018-2022					3,669,079.28	-----	-----	2,415,493.14	-----	1,253,586.14
	2013-2022					505,000.00	-----	-----	199,899.08	-----	305,100.92
	2019-2021					36,494,016.04	-----	-----	16,806,149.38	-----	19,687,866.66
	2017-2021					36,000.00	-----	-----	14,250.23	-----	21,749.77
	2014-2021					651,470.76	-----	-----	159,413.40	-----	492,057.36
	2019-2020					9,517,132.86	-----	-----	7,833,601.65	-----	1,683,531.21
	2018-2020					26,792,174.55	-----	-----	19,013,558.62	-----	7,778,615.93
	2016-2020					3,370.08	-----	-----	3,202.08	-----	168.00
	2012-2020					3,589,086.54	-----	-----	429,853.57	-----	3,159,232.97
	2011-2020					5,286,253.34	-----	-----	3,356,403.98	-----	1,929,849.36
	2009-2020					6,166,114.04	-----	-----	4,597,260.57	-----	1,568,853.47
	2018-2019					3,076,093.52	-----	-----	3,034,263.43	-----	41,830.09
	2017-2019					-1,600,567.62	-----	-----	989,275.31	-----	<sup>5</sup> -2,589,842.93

Footnotes at End of Chapter

Appropriations, Outlays, and Balances - Continued

Appropriation or Fund Account  Title	Account Symbol				Balances, Beginning of Fiscal Year	Appropriations and Other Obligational Authority <sup>1</sup>	Transfers Borrowings and Investment (Net) <sup>2</sup>	Outlays (Net)	Balances Withdrawn and Other Transactions <sup>3</sup>	Balances, End of Fiscal Year	
	Period of Availability	ATA	AID	MAIN SUB							
Operational Test and Evaluation, Defense Fund Resources:	Subtotal		097	0402	000	95,491,223.39	-----	-----	59,378,187.47	-----	36,113,035.92
Undisbursed Funds	2022-2023		097	0460	000	-----	276,591,000.00	-----	95,419,751.60	-----	181,171,248.40
	2020-2022					151,637,476.73	-----	-----	119,969,620.67	-----	31,667,856.06
	2020-2021					31,130,144.81	-----	-----	25,973,043.76	-----	5,157,101.05
	2019-2020					39,323,943.86	-----	-----	21,582,919.29	-----	17,741,024.57
	2018-2019					3,038,615.22	-----	-----	666,386.54	-----	2,372,228.68
	2017-2018					2,634,909.40	-----	-----	387,906.35	-----	2,247,003.05
	2016-2017					3,812,998.29	-----	-----	-55,176.85	3,868,175.14	-----
	Subtotal		097	0460	000	231,578,088.31	276,591,000.00	-----	263,944,451.36	3,868,175.14	240,356,461.81
<b>Special Fund Accounts</b>											
Contributions for Renewable Energy Impact Assessments and Mitigation, Defense Fund Resources:	No Year		097	5753	000	3,282,358.56	730,000.00	-----	1,150,699.27	-----	2,861,659.29
Undisbursed Funds											
Total, Research, Development, Test, and Evaluation, Defense Agencies						24,510,052,863.32	29,720,964,167.00	70,801,980.00	27,019,045,920.43	253,922,125.96	27,028,850,963.93
Total, Research, Development, Test, and Evaluation						81,650,776,140.11	119,336,147,644.00	108,969,995.00	107,059,067,948.58	897,830,375.39	93,138,995,455.14
<b>Military Construction Department of the Army General Fund Accounts</b>											
Military Construction, Army Fund Resources:	2022-2026		021	2050	000	-----	1,833,672,000.00	500,000.00	7,103,261.76	-----	1,827,068,738.24
Undisbursed Funds	2021-2025					881,140,847.91	-----	500,000.00	195,909,556.84	-----	685,731,291.07
	2020-2024					1,024,273,643.49	-----	-----	400,356,167.89	-----	623,917,475.60
	2021-2023					48,000,000.00	-----	-----	3,855,943.31	-----	44,144,056.69
	2019-2023					783,885,183.72	-----	-----	207,558,823.34	-----	576,326,360.38
	2018-2022					464,915,799.65	-----	1,300,000.00	192,643,898.72	-----	273,571,900.93
	2017-2021					111,296,753.92	-----	-----	39,541,616.91	-----	71,755,137.01
	2016-2020					196,310,394.35	-----	-3,500,000.00	93,507,945.43	-----	99,302,448.92
	2015-2019					24,454,869.95	-----	700,000.00	4,765,677.38	-----	20,389,192.57
	2014-2018					24,055,391.70	-----	500,000.00	6,881,874.54	-----	17,673,517.16
	2015-2017					17,269,778.36	-----	-----	7,591,676.72	9,678,101.64	-----
	2013-2017					106,767,502.76	-----	-----	33,314,479.83	73,453,022.93	-----
	No Year					24,427,383.33	-----	-20,000,000.00	840,944.80	-----	3,586,438.53
Transfer To:	No Year	069	021	2050	000	-----	-----	20,000,000.00	-----	-----	20,000,000.00
Military Construction, Army											

Footnotes at End of Chapter

## Appropriations, Outlays, and Balances - Continued

Appropriation or Fund Account	Account Symbol					Balances, Beginning of Fiscal Year	Appropriations and Other Obligational Authority <sup>1</sup>	Transfers Borrowings and Investment (Net) <sup>2</sup>	Outlays (Net)	Balances Withdrawn and Other Transactions <sup>3</sup>	Balances, End of Fiscal Year
Title	Period of Availability	ATA	AID	MAIN	SUB						
	Subtotal		021	2050	000	3,706,797,549.14	1,833,672,000.00	-----	1,193,871,867.47	83,131,124.57	4,263,466,557.10
Military Construction, Army National Guard Fund Resources:											
Undisbursed Funds	2022-2026		021	2085	000	-----	418,854,000.00	-----	1,263,759.48	-----	417,590,240.52
	2021-2025					397,890,516.01	-----	-----	20,834,166.34	-----	377,056,349.67
	<sup>50</sup> 2022-2024					-----	86,536,000.00	-----	-----	-----	86,536,000.00
	2020-2024					363,310,630.33	-----	-----	112,778,677.65	-----	250,531,952.68
	2019-2023					107,608,736.03	-----	-----	22,053,887.64	-----	85,554,848.39
	2018-2022					560,513,498.20	-----	-----	41,119,442.25	-----	519,394,055.95
	2017-2021					48,002,015.23	-----	-----	26,466,404.62	-----	21,535,610.61
	2016-2020					22,945,005.50	-----	-----	5,403,431.44	-----	17,541,574.06
	2015-2019					5,624,943.36	-----	-----	705,913.63	-----	4,919,029.73
	2014-2018					14,071,592.75	-----	-----	488,682.96	-----	13,582,909.79
	2013-2017					36,734,321.40	-----	-----	2,793,951.14	33,940,370.26	-----
	Subtotal		021	2085	000	1,556,701,258.81	505,390,000.00	-----	233,908,317.15	33,940,370.26	1,794,242,571.40
Military Construction, Army Reserve Fund Resources:											
Undisbursed Funds	2022-2026		021	2086	000	-----	136,111,000.00	-----	1,089,310.00	-----	135,021,690.00
	2021-2025					88,195,903.50	-----	-----	13,783,086.35	-----	74,412,817.15
	2020-2024					32,222,653.71	-----	-----	22,342,831.18	-----	9,879,822.53
	2019-2023					27,587,009.48	-----	-----	19,910,267.59	-----	7,676,741.89
	2018-2022					34,282,756.99	-----	39,121.67	14,825,591.29	-----	19,496,287.37
	2017-2021					1,411,283.17	-----	290,305.27	564,030.43	-----	1,137,558.01
	2016-2020					7,568,010.15	-----	664,561.90	4,455,335.49	-----	3,777,236.56
	2015-2019					1,520,440.87	-----	-----	1,170,678.74	-----	349,762.13
	2015-2018					475,890.31	-----	-----	15,405.70	-----	460,484.61
	2014-2018					594,872.90	-----	-----	351,774.23	-----	243,098.67
	2013-2017					906,955.34	-----	-----	702,701.58	204,253.76	-----
Transfer To:											
Federal Highway Administration, Transportation	2018-2022	069	021	2086	005	69,913.01	-----	-39,121.67	30,791.34	-----	-----
	2017-2021					346,724.57	-----	-290,305.27	56,419.30	-----	-----
	2016-2020					670,722.54	-----	-664,561.90	6,160.64	-----	-----
	Subtotal		021	2086	000	195,853,136.54	136,111,000.00	-----	79,304,383.86	204,253.76	252,455,498.92
Total, Military Construction, Department of the Army						5,459,351,944.49	2,475,173,000.00	-----	1,507,084,568.48	117,275,748.59	6,310,164,627.42
<b>Department of the Navy</b>											
<b>General Fund Accounts</b>											
Military Construction, Navy Fund Resources:											
Undisbursed Funds	2022-2026		017	1205	000	-----	4,367,183,000.00	10,000.00	359,209,964.98	-----	4,007,983,035.02

Footnotes at End of Chapter

Appropriations, Outlays, and Balances - Continued

Appropriation or Fund Account  Title	Account Symbol				Balances, Beginning of Fiscal Year	Appropriations and Other Obligational Authority <sup>1</sup>	Transfers Borrowings and Investment (Net) <sup>2</sup>	Outlays (Net)	Balances Withdrawn and Other Transactions <sup>3</sup>	Balances, End of Fiscal Year
	Period of Availability	ATA	AID	MAIN						
	2021-2025				1,848,396,330.39	-----	-110,939,000.00	524,273,326.37	-----	1,213,184,004.02
	2020-2024				5,396,560,670.61	-----	10,000.00	1,769,666,476.91	-----	3,626,904,193.70
	2021-2023				37,225,264.60	-----	-----	7,855,666.89	-----	29,369,597.71
	2019-2023				1,778,502,545.18	-----	550,000.00	436,055,893.38	-----	1,342,996,651.80
	2018-2022				990,765,194.23	-----	-----	205,285,675.17	-----	785,479,519.06
	2017-2021				234,679,841.10	-----	-----	76,090,307.26	-----	158,589,533.84
	2016-2020				233,088,574.95	-----	-3,971,000.00	77,779,255.13	-----	151,338,319.82
	2015-2019				82,052,042.66	-----	3,400,000.00	27,172,637.04	-----	58,279,405.62
	2015-2018				2,635,606.59	-----	-----	61,980.34	-----	2,573,626.25
	2014-2018				62,736,809.03	-----	-----	20,160,040.95	-----	42,576,768.08
	2013-2017				52,362,431.82	-----	-----	24,959,966.17	27,402,465.65	-----
	No Year				545,543.18	-----	-----	-----	-----	545,543.18
Transfer To:										
Transportation	2021-2025	069	017	1205	005	-----	110,940,000.00	-----	-----	110,940,000.00
	2020-2024					8,750,000.00	-----	1,910,737.58	-----	6,839,262.42
	Subtotal		017	1205	000	10,728,300,854.34	4,367,183,000.00	3,530,481,928.17	27,402,465.65	11,537,599,460.52
Military Construction, Naval Reserve Fund Resources:										
Undisbursed Funds	2022-2026		017	1235	000	-----	71,804,000.00	51,829.19	-----	71,752,170.81
	2021-2025					70,995,000.00	-----	4,385,813.39	-----	66,609,186.61
	2020-2024					52,289,393.86	-----	10,845,504.64	-----	41,443,889.22
	2019-2023					16,447,457.28	-----	1,467,405.30	-----	14,980,051.98
	2018-2022					22,445,638.26	-----	7,199,439.01	-----	15,246,199.25
	2017-2021					18,759,336.79	-----	7,017,590.55	-----	11,741,746.24
	2016-2020					12,404,312.17	-----	8,433,380.61	-----	3,970,931.56
	2015-2019					8,190,930.12	-----	348,545.43	-----	7,842,384.69
	2014-2018					274,612.00	-----	-----	-----	274,612.00
	2013-2017					988,446.11	-----	895,551.89	92,894.22	-----
	Subtotal		017	1235	000	202,795,126.59	71,804,000.00	40,645,060.01	92,894.22	233,861,172.36
<b>Special Fund Accounts</b>										
Ford Island Improvement Account Fund Resources:										
Undisbursed Funds	No Year		017	5562	000	100,000.00	-----	-----	-----	100,000.00
Total, Military Construction, Department of the Navy						10,931,195,980.93	4,438,987,000.00	3,571,126,988.18	27,495,359.87	11,771,560,632.88
<b>Department of the Air Force</b>										
<b>General Fund Accounts</b>										

Footnotes at End of Chapter

## Appropriations, Outlays, and Balances - Continued

Appropriation or Fund Account  Title	Account Symbol				Balances, Beginning of Fiscal Year	Appropriations and Other Obligational Authority <sup>1</sup>	Transfers Borrowings and Investment (Net) <sup>2</sup>	Outlays (Net)	Balances Withdrawn and Other Transactions <sup>3</sup>	Balances, End of Fiscal Year
	Period of Availability	ATA	AID	MAIN						
Military Construction, Air Force Fund Resources: Undisbursed Funds	2022-2026		057	3300	000	----- 2,719,774,000.00	14,000.00	19,066,867.26	-----	2,700,721,132.74
	2021-2025					936,149,780.76	-2,500,000.00	178,336,182.94	-----	755,313,597.82
	2020-2024					4,659,592,807.45	478,000.00	516,392,111.32	-----	4,143,678,696.13
	2021-2023					74,950,000.00	-----	-500,000.00	-----	75,450,000.00
	2019-2023					2,097,755,308.54	500,000.00	311,488,473.73	-----	1,786,766,834.81
	2018-2022					842,180,351.71	3,000,000.00	310,480,356.20	-----	534,699,995.51
	2017-2021					595,991,308.69	-----	167,251,557.60	-----	428,739,751.09
	2016-2020					349,621,126.05	500,000.00	63,658,378.16	-----	286,462,747.89
	2015-2019					119,989,217.31	-----	1,815,158.80	-----	118,174,058.51
	2015-2018					886,097.47	-----	-----	-----	886,097.47
	2014-2018					6,643,642.41	-2,000,000.00	1,003,971.39	-----	3,639,671.02
	2015-2017					35,545,844.66	-----	22,168,228.86	13,377,615.80	-----
	2013-2017					3,058,149.62	-14,000.00	1,829.34	3,042,320.28	-----
Transfer To:										
Federal Highway Administration, Transportation	2021-2025	069	057	3300	005	627,300.00	-----	85,889.70	-----	541,410.30
	2015-2019					10,043.06	-----	10,043.06	-----	-----
	Subtotal		057	3300	000	9,723,000,977.73	2,719,774,000.00	-22,000.00	1,591,259,048.36	16,419,936.08
10,835,073,993.29										
Military Construction, Air Force Reserve Fund Resources: Undisbursed Funds	2022-2026		057	3730	000	----- 170,474,000.00	-----	504,949.30	-----	169,969,050.70
	2021-2025					48,110,322.99	-----	7,899,537.28	-----	40,210,785.71
	2020-2024					79,861,068.34	-----	25,245,128.90	-----	54,615,939.44
	2019-2023					92,326,927.56	-----	19,291,449.75	-----	73,035,477.81
	2018-2022					37,918,884.29	-----	25,001,710.74	-----	12,917,173.55
	2017-2021					25,347,186.28	-----	7,944,780.78	-----	17,402,405.50
	2016-2020					2,696,537.89	-----	333,774.13	-----	2,362,763.76
	2015-2019					295,369.36	-----	25,821.51	-----	269,547.85
	2014-2018					853,559.28	-----	713,822.50	-----	139,736.78
	2013-2017					67,883.71	-----	-----	67,883.71	-----
	Subtotal		057	3730	000	287,477,739.70	170,474,000.00	86,960,974.89	67,883.71	370,922,881.10
Military Construction, Air National Guard Fund Resources: Undisbursed Funds	2022-2026		057	3830	000	----- 412,650,000.00	-----	-----	-----	412,650,000.00
	2021-2025					93,701,148.45	-----	5,563,325.22	-----	88,137,823.23
	2022-2024					-----	35,371,000.00	-----	-----	35,371,000.00
	2020-2024					207,171,105.47	-----	65,294,744.25	-----	141,876,361.22
	2019-2023					143,790,849.20	-----	50,161,918.97	-----	93,628,930.23
	2018-2022					91,644,005.85	-----	29,622,285.75	-----	62,021,720.10

Footnotes at End of Chapter

Appropriations, Outlays, and Balances - Continued

Appropriation or Fund Account  Title	Account Symbol				Balances, Beginning of Fiscal Year	Appropriations and Other Obligational Authority <sup>1</sup>	Transfers Borrowings and Investment (Net) <sup>2</sup>	Outlays (Net)	Balances Withdrawn and Other Transactions <sup>3</sup>	Balances, End of Fiscal Year
	Period of Availability	ATA	AID	MAIN						
	2017-2021				24,368,797.00	-----	-----	9,876,877.31	-----	14,491,919.69
	2016-2020				1,735,762.65	-----	-----	776,803.07	-----	958,959.58
	2015-2019				1,996,018.20	-----	-----	1,646,645.82	-----	349,372.38
	2014-2018				213,317.17	-----	-----	989.76	-----	212,327.41
	2013-2017				94,134.81	-----	-----	-----	94,134.81	-----
	Subtotal		057	3830	564,715,138.80	448,021,000.00	-----	162,943,590.15	94,134.81	849,698,413.84
Total, Military Construction, Department of the Air Force					10,575,193,856.23	3,338,269,000.00	-22,000.00	1,841,163,613.40	16,581,954.60	12,055,695,288.23
<b>Defense Agencies</b>										
<b>General Fund Accounts</b>										
Chemical Demilitarization Construction, Defense-Wide Fund Resources:										
Undisbursed Funds	2015-2019		097	0391	2,057,796.50	-----	-----	1,753,038.08	-----	304,758.42
	2014-2018				7,575.41	-----	-----	-----	-----	7,575.41
	2013-2017				8,350,835.16	-----	-----	-889.81	8,351,724.97	-----
	Subtotal		097	0391	10,416,207.07	-----	-----	1,752,148.27	8,351,724.97	312,333.83
Military Construction, Defense-Wide Fund Resources:										
Undisbursed Funds	2022-2026		097	0500	-----	2,508,461,000.00	8,535,000.00	89,840,392.70	-----	2,427,155,607.30
	2021-2025				2,141,798,910.22	-131,000,000.00	-----	301,456,795.64	-----	1,709,342,114.58
	2020-2024				2,162,993,073.09	-----	-----	727,202,199.30	-----	1,435,790,873.79
	2019-2023				1,583,674,948.91	-----	20,000.00	300,166,825.92	-----	1,283,528,122.99
	2018-2022				1,159,361,904.87	-----	230,000.00	362,513,851.25	-----	797,078,053.62
	2017-2021				543,115,744.55	-----	443,000.00	132,794,345.90	-----	410,764,398.65
	2016-2020				444,915,631.45	-----	-----	137,479,750.34	-----	307,435,881.11
	2015-2019				422,925,724.20	-----	-549,000.00	50,499,140.58	-----	371,877,583.62
	2014-2018				247,283,047.20	-----	9,000.00	54,820,187.10	-----	192,471,860.10
	2015-2017				3,316,133.84	-----	-----	1,226,557.18	2,089,576.66	-----
	2013-2017				114,716,600.03	-----	-8,688,000.00	69,924,141.58	36,104,458.45	-----
	Subtotal		097	0500	8,824,101,718.36	2,377,461,000.00	-----	2,227,924,187.49	38,194,035.11	8,935,444,495.76
Department of Defense Base Closure Account 1990, Defense Fund Resources:										
Undisbursed Funds	No Year		097	0510	77,544,968.49	-----	-----	2,526,432.64	-----	75,018,535.85
Department of Defense Base Closure Account 2005, Defense Fund Resources:										
Undisbursed Funds	No Year		097	0512	580,639,988.08	-----	-----	910,061.44	-----	579,729,926.64
Department of Defense Base Closure Account, Defense Fund Resources:										
Undisbursed Funds	No Year		097	0516	1,305,383,382.75	529,639,000.00	-----	401,600,848.15	-----	1,433,421,534.60
Transfer To:										
Transportation	No Year	069	097	0516	291,987.35	-----	-----	291,987.35	-----	-----

Footnotes at End of Chapter

**Appropriations, Outlays, and Balances - Continued**

Appropriation or Fund Account  Title	Account Symbol				Balances, Beginning of Fiscal Year	Appropriations and Other Obligational Authority <sup>1</sup>	Transfers Borrowings and Investment (Net) <sup>2</sup>	Outlays (Net)	Balances Withdrawn and Other Transactions <sup>3</sup>	Balances, End of Fiscal Year	
	Period of Availability	ATA	AID	MAIN SUB							
Subtotal			097	0516	000	1,305,675,370.10	529,639,000.00	-----	401,892,835.50	-----	1,433,421,534.60
Foreign Currency Fluctuations, Construction, Defense Fund Resources:											
Undisbursed Funds	No Year		097	0803	000	127,270,620.87	186,000.00	5,376,000.00	-----	-----	132,832,620.87
North Atlantic Treaty Organization, Security Investment Program, Defense Fund Resources:											
Undisbursed Funds	No Year		097	0804	000	976,773,186.02	215,853,000.00	-----	171,173,036.25	-----	1,021,453,149.77
Total, Military Construction, Defense Agencies						11,902,422,058.99	3,123,139,000.00	5,376,000.00	2,806,178,701.59	46,545,760.08	12,178,212,597.32
Total, Military Construction						38,868,163,840.64	13,375,568,000.00	5,354,000.00	9,725,553,871.65	207,898,823.14	42,315,633,145.85
<b>Family Housing</b>											
<b>Department of the Army</b>											
<b>General Fund Accounts</b>											
Family Housing Construction, Army Fund Resources:											
Undisbursed Funds	2022-2026		021	0720	000	-----	187,913,000.00	-----	2,579,606.07	-----	185,333,393.93
	2021-2025					122,256,239.73	-----	-----	557,661.95	-----	121,698,577.78
	2020-2024					135,675,179.15	-----	-----	49,668,330.52	-----	86,006,848.63
	2021-2023					4,459,683.63	-----	-----	4,455,602.71	-----	4,080.92
	2019-2023					248,340,843.15	-----	-----	63,524,753.28	-----	184,816,089.87
	2018-2022					100,865,292.82	-----	-----	6,145,088.27	-----	94,720,204.55
	2017-2021					12,455,934.74	-----	-----	3,600,802.96	-----	8,855,131.78
	2016-2020					1,972,415.97	-----	-----	628,591.91	-----	1,343,824.06
	2015-2019					5,282,007.33	-----	-----	251,693.07	-----	5,030,314.26
	2014-2018					63,495.45	-----	-----	900.64	-----	62,594.81
	2013-2017					4,840,556.84	-----	-----	-398.01	4,840,954.85	-----
Subtotal			021	0720	000	636,211,648.81	187,913,000.00	-----	131,412,633.37	4,840,954.85	687,871,060.59
Family Housing Operation and Maintenance, Army Fund Resources:											
Undisbursed Funds	2021-2023		021	0725	000	20,000,000.00	-----	-----	2,654,511.36	-----	17,345,488.64
	2022					-----	391,227,000.00	2,000,000.00	230,891,240.27	-----	162,335,759.73
	2021-2022					547,851.67	-----	-----	547,851.67	-----	-----
	2021					133,570,414.09	-----	-----	75,359,256.38	-----	58,211,157.71
	2020-2021					6,637,579.46	-----	-----	6,937,136.37	-----	<sup>5</sup> -299,556.91
	2020					87,313,375.62	-----	-----	20,600,570.30	-----	66,712,805.32
	2019					59,115,203.01	-----	-----	5,642,647.19	-----	53,472,555.82
	2018					50,603,807.61	-----	-2,000,000.00	2,703,164.96	-----	45,900,642.65
	2017					47,990,864.32	-----	-----	9,374,318.80	38,616,545.52	-----
Subtotal			021	0725	000	405,779,095.78	391,227,000.00	-----	354,710,697.30	38,616,545.52	403,678,852.96

Footnotes at End of Chapter

Appropriations, Outlays, and Balances - Continued

Appropriation or Fund Account  Title	Account Symbol				Balances, Beginning of Fiscal Year	Appropriations and Other Obligational Authority <sup>1</sup>	Transfers Borrowings and Investment (Net) <sup>2</sup>	Outlays (Net)	Balances Withdrawn and Other Transactions <sup>3</sup>	Balances, End of Fiscal Year	
	Period of Availability	ATA	AID	MAIN SUB							
Total, Family Housing, Department of the Army					1,041,990,744.59	579,140,000.00	-----	486,123,330.67	43,457,500.37	1,091,549,913.55	
<p style="text-align: center;"><b>Department of the Navy</b> <b>General Fund Accounts</b></p>											
Family Housing Construction, Navy and Marine Corps Fund Resources:											
Undisbursed Funds	2022-2026		017	0730	000	-----	90,616,000.00	-----	459,211.07	-----	90,156,788.93
	2021-2025					42,897,000.00	-----	-----	7,688,591.08	-----	35,208,408.92
	2020-2024					47,661,000.00	-----	100,000.00	5,691,285.98	-----	42,069,714.02
	2019-2023					84,343,154.21	-----	-----	39,356,704.81	-----	44,986,449.40
	2018-2022					60,123,854.96	-----	-----	34,144,300.02	-----	25,979,554.94
	2017-2021					45,698,843.17	-----	-100,000.00	31,736,362.48	-----	13,862,480.69
	2016-2020					3,251,725.63	-----	-----	-----	-----	3,251,725.63
	2015-2019					1,598,716.58	-----	-----	-----	-----	1,598,716.58
	2014-2018					6,535,558.93	-----	-5,213,000.00	-----	-----	1,322,558.93
	2013-2017					5,883,809.74	-----	-----	-----	5,883,809.74	-----
Subtotal			017	0730	000	297,993,663.22	90,616,000.00	-5,213,000.00	119,076,455.44	5,883,809.74	258,436,398.04
Family Housing Operation and Maintenance, Navy and Marine Corps Fund Resources:											
Undisbursed Funds	2021-2023		017	0735	000	3,896,988.26	-----	-----	-14,042,158.33	-----	17,939,146.59
	2022					-----	357,341,000.00	-----	197,596,789.59	-----	159,744,210.41
	2021					179,754,971.50	-----	-----	127,321,245.91	-----	52,433,725.59
	2020-2021					43,592,344.41	-----	-----	16,169,288.44	-----	27,423,055.97
	2020					37,661,925.79	-----	-----	34,978,885.58	-----	2,683,040.21
	2019					23,097,084.82	-----	-----	2,255,855.65	-----	20,841,229.17
	2018					16,372,365.76	-----	-----	3,047,173.33	-----	13,325,192.43
	2017					19,308,392.82	-----	-----	-11,941.68	19,320,334.50	-----
Subtotal			017	0735	000	323,684,073.36	357,341,000.00	-----	367,315,138.49	19,320,334.50	294,389,600.37
Total, Family Housing, Department of the Navy						621,677,736.58	447,957,000.00	-5,213,000.00	486,391,593.93	25,204,144.24	552,825,998.41
<p style="text-align: center;"><b>Department of the Air Force</b> <b>General Fund Accounts</b></p>											
Family Housing Construction, Air Force Fund Resources:											
Undisbursed Funds	2022-2026		057	0740	000	-----	115,716,000.00	1,910,000.00	2,031.50	-----	117,623,968.50
	2021-2025					127,098,388.37	-----	-----	762,045.55	-----	126,336,342.82
	2020-2024					102,165,180.38	-----	-----	1,141,646.00	-----	101,023,534.38
	2019-2023					86,636,573.86	-----	-----	994,148.27	-----	85,642,425.59
	2018-2022					103,690,949.49	-----	-78,000.00	13,806,380.27	-----	89,806,569.22
	2017-2021					83,875,493.51	-----	-----	25,853,276.74	-----	58,022,216.77
	2016-2020					93,261,398.46	-----	-----	9,947,139.46	-----	83,314,259.00

Footnotes at End of Chapter



## Appropriations, Outlays, and Balances - Continued

Appropriation or Fund Account  Title	Account Symbol				Balances, Beginning of Fiscal Year	Appropriations and Other Obligational Authority <sup>1</sup>	Transfers Borrowings and Investment (Net) <sup>2</sup>	Outlays (Net)	Balances Withdrawn and Other Transactions <sup>3</sup>	Balances, End of Fiscal Year	
	Period of Availability	ATA	AID	MAIN							SUB
	2015-2019				5,727,080.72	-----	-----	-----	-----	5,727,080.72	
	2014-2018				45,893,650.36	-----	-5,000.00	173,652.32	-----	45,714,998.04	
	2013-2017				48,112,508.88	-----	-1,910,000.00	-----	46,202,508.88	-----	
	Subtotal		057	0740	000	696,461,224.03	115,716,000.00	-83,000.00	52,680,320.11	46,202,508.88	713,211,395.04
Family Housing Operation and Maintenance, Air Force Fund Resources:											
Undisbursed Funds	2021-2023		057	0745	000	19,235,862.25	-----	-----	1,900,910.77	-----	17,334,951.48
	2022					-----	325,259,000.00	13,000,000.00	<sup>54</sup> 139,656,279.14	-----	198,602,720.86
	2021-2022					7-----	-----	-----	-----	-----	-----
	2021					208,657,916.14	-----	-11,000.00	103,957,934.31	-----	104,688,981.83
	2020-2021					<sup>7</sup> 18,855,117.75	-----	-----	-2,636,589.99	-----	21,491,707.74
	2020					94,227,204.47	-----	-----	31,471,675.71	-----	62,755,528.76
	2019					89,917,517.82	-----	-----	6,141,488.99	-----	83,776,028.83
	2018					66,625,020.72	-----	-1,000,000.00	17,241,686.36	-----	48,383,334.36
	2017					42,044,412.45	-----	-12,047,000.00	6,679,168.25	23,318,244.20	-----
	Subtotal		057	0745	000	539,563,051.60	325,259,000.00	-58,000.00	304,412,553.54	23,318,244.20	537,033,253.86
Total, Family Housing, Department of the Air Force						1,236,024,275.63	440,975,000.00	-141,000.00	357,092,873.65	69,520,753.08	1,250,244,648.90
<b>Defense Agencies</b>											
<b>General Fund Accounts</b>											
Family Housing Operation and Maintenance, Defense-Wide Fund Resources:											
Undisbursed Funds	2022		097	0765	000	-----	49,785,000.00	-----	42,027,902.16	-----	7,757,097.84
	2021					10,911,900.73	-----	-----	8,108,635.98	-----	2,803,264.75
	2020					3,870,943.63	-----	-----	134,017.56	-----	3,736,926.07
	2019					4,358,227.65	-----	-----	184,439.60	-----	4,173,788.05
	2018					4,621,767.90	-----	-----	55,383.81	-----	4,566,384.09
	2017					3,139,681.19	-----	-----	-647.68	3,140,328.87	-----
	Subtotal		097	0765	000	26,902,521.10	49,785,000.00	-----	50,509,731.43	3,140,328.87	23,037,460.80
Department of Defense Family Housing Improvement Fund, Defense Fund Resources:											
Undisbursed Funds	No Year		097	0834	000	69,402,390.94	30,068,520.50	-----	42,129,987.87	-----	57,340,923.57
Department of Defense Military Unaccompanied Housing Improvement Fund, Defense Fund Resources:											
Undisbursed Funds	No Year		097	0836	000	546,312.48	494,000.00	-----	147,016.69	-----	893,295.79
<b>Public Enterprise Funds</b>											
Homeowners Assistance Fund, Defense Fund Resources:											
Undisbursed Funds	No Year		097	4090	000	68,117,089.42	-----	-----	557,356.21	-----	67,559,733.21

Footnotes at End of Chapter

Appropriations, Outlays, and Balances - Continued

Appropriation or Fund Account  Title	Account Symbol				Balances, Beginning of Fiscal Year	Appropriations and Other Obligational Authority <sup>1</sup>	Transfers Borrowings and Investment (Net) <sup>2</sup>	Outlays (Net)	Balances Withdrawn and Other Transactions <sup>3</sup>	Balances, End of Fiscal Year	
	Period of Availability	ATA	AID	MAIN SUB							
Homeowners Assistance Fund - Recovery Act, Defense Fund Resources:											
Undisbursed Funds	No Year		097	4091	000	808,307.94	-----	-----	-1,092.70	-----	809,400.64
Total, Family Housing, Defense Agencies						165,776,621.88	80,347,520.50	-----	93,342,999.50	3,140,328.87	149,640,814.01
Total, Family Housing						3,065,469,378.68	1,548,419,520.50	-5,354,000.00	1,422,950,797.75	141,322,726.56	3,044,261,374.87
<b>Revolving and Management Funds</b>											
<b>Department of the Army</b>											
<b>Intragovernmental Funds</b>											
Defense Working Capital Fund, Army Fund Resources:											
Undisbursed Funds	No Year		097	4930	001	1,773,653,191.83	499,711,000.00	-----	-787,758,988.34	-----	3,061,123,180.17
Unfunded Contract Authority						3,181,310,975.54	<sup>55</sup> 6,595,805,350.53	-----	-----	8,312,595,351.02	1,464,520,975.05
Subtotal			097	4930	001	4,954,964,167.37	7,095,516,350.53	-----	-787,758,988.34	8,312,595,351.02	4,525,644,155.22
Total, Revolving and Management Funds, Department of the Army						4,954,964,167.37	7,095,516,350.53	-----	-787,758,988.34	8,312,595,351.02	4,525,644,155.22
<b>Department of the Navy</b>											
<b>Intragovernmental Funds</b>											
National Defense Sealift Fund, Navy Fund Resources:											
Undisbursed Funds	2022-2027		017	4557	000	-----	211,290,000.00	-----	189,049,396.00	-----	22,240,604.00
	2021-2026					33,402,170.32	-----	-----	33,402,170.32	-----	-----
	No Year					70,980,172.11	-----	-----	9,592,016.51	-----	61,388,155.60
Subtotal			017	4557	000	104,382,342.43	211,290,000.00	-----	232,043,582.83	-----	83,628,759.60
Defense Working Capital Fund, Navy Fund Resources:											
Undisbursed Funds	No Year		097	4930	002	2,458,904,462.71	150,000,000.00	-----	-630,750,603.91	-----	3,239,655,066.62
Unfunded Contract Authority						7,852,625,363.85	<sup>55</sup> 7,618,278,319.01	-----	-----	7,740,133,357.00	7,730,770,325.86
Subtotal			097	4930	002	10,311,529,826.56	7,768,278,319.01	-----	-630,750,603.91	7,740,133,357.00	10,970,425,392.48
Total, Revolving and Management Funds, Department of the Navy						10,415,912,168.99	7,979,568,319.01	-----	-398,707,021.08	7,740,133,357.00	11,054,054,152.08
<b>Department of the Air Force</b>											
<b>Intragovernmental Funds</b>											
Defense Working Capital Fund, Air Force Fund Resources:											
Undisbursed Funds	2022		097	4930	003	-----	409,000,000.00	-----	384,312,059.29	-----	24,687,940.71
	No Year					1,925,160,932.51	77,453,000.00	-----	349,284,042.11	-----	1,653,329,890.40
Unfunded Contract Authority						<sup>7</sup> 4,265,330,814.19	<sup>55</sup> 10,464,962,896.87	-----	-----	10,552,952,282.93	4,177,341,428.13
Subtotal			097	4930	003	6,190,491,746.70	10,951,415,896.87	-----	733,596,101.40	10,552,952,282.93	5,855,359,259.24
Total, Revolving and Management Funds, Department of the Air Force						6,190,491,746.70	10,951,415,896.87	-----	733,596,101.40	10,552,952,282.93	5,855,359,259.24
<b>Defense Agencies</b>											

Footnotes at End of Chapter

**Appropriations, Outlays, and Balances - Continued**

Appropriation or Fund Account  Title	Account Symbol				Balances, Beginning of Fiscal Year	Appropriations and Other Obligational Authority <sup>1</sup>	Transfers Borrowings and Investment (Net) <sup>2</sup>	Outlays (Net)	Balances Withdrawn and Other Transactions <sup>3</sup>	Balances, End of Fiscal Year
	Period of Availability	ATA	AID	MAIN						
<b>Intragovernmental Funds</b>										
National Defense Stockpile Transaction Fund, Defense Fund Resources:										
Undisbursed Funds	2022-2024		097	4555	000	-----	125,000,000.00	-----	-----	-----
No Year						313,633,491.15	-----	-61,993,856.39	-----	375,627,347.54
Subtotal			097	4555	000	313,633,491.15	125,000,000.00	-61,993,856.39	-----	500,627,347.54
Defense Working Capital Fund, Defense Commissary Agency Fund Resources:										
Undisbursed Funds	No Year		097	4930	004	505,908,759.38	1,162,071,000.00	-----	1,298,471,283.50	-----
Unfunded Contract Authority						64,625,901.62	<sup>55</sup> 4,515,286,368.20	-----	-----	4,401,944,799.49
Subtotal			097	4930	004	570,534,661.00	5,677,357,368.20	-----	1,298,471,283.50	4,401,944,799.49
Defense Working Capital Fund, Defense Agencies Fund Resources:										
Undisbursed Funds	2022		097	4930	005	-----	965,000.00	-----	-----	-----
No Year						3,196,585,148.34	127,765,000.00	2,638,927,000.00	652,025,556.89	-----
Unfunded Contract Authority						10,314,694,170.65	<sup>55</sup> 59,021,773,790.19	-----	-----	56,679,472,684.81
Subtotal			097	4930	005	13,511,279,318.99	59,150,503,790.19	2,638,927,000.00	652,025,556.89	56,679,472,684.81
Building Maintenance Fund, Defense Fund Resources:										
Undisbursed Funds	No Year		097	4931	000	46,395,131.96	-----	-----	-23,316,263.23	-----
Defense Counterintelligence and Security Agency Working Capital Fund, Defense Fund Resources:										
Undisbursed Funds	No Year		097	4932	000	1,571,614,145.87	-30,000,000.00	1,001,671.00	10,973,230.32	-----
Pentagon Reservation Maintenance Revolving Fund, Defense Fund Resources:										
Undisbursed Funds	No Year		097	4950	000	479,173,690.98	-----	-----	-68,216,909.74	-----
Total, Revolving and Management Funds, Defense Agencies						16,492,630,439.95	64,922,861,158.39	2,639,928,671.00	1,807,943,041.35	61,081,417,484.30
Total, Revolving and Management Funds						38,053,998,523.01	90,949,361,724.80	2,639,928,671.00	1,355,073,133.33	87,687,098,475.25
<b>Trust Funds</b>										
<b>Department of the Army</b>										
<b>Trust Fund Accounts</b>										
Bequest of Major General Fred C. Ainsworth, Library, Walter Reed General Hospital, Army Fund Resources:										
Undisbursed Funds	No Year		021	8063	000	23,684.25	-----	-----	-----	-----
Department of the Army General Gift Fund, Army Fund Resources:										
Undisbursed Funds	No Year		021	8927	000	37,607,336.79	23,228,156.04	-927,016.14	4,811,339.62	-----
Unrealized Discount on Investments						-1,393.34	-----	-36,212.68	-----	-----
Investments in US Treasury Securities						2,497,914.20	-----	963,228.82	-----	-----

Footnotes at End of Chapter

Appropriations, Outlays, and Balances - Continued

Appropriation or Fund Account  Title	Account Symbol				Balances, Beginning of Fiscal Year	Appropriations and Other Obligational Authority <sup>1</sup>	Transfers Borrowings and Investment (Net) <sup>2</sup>	Outlays (Net)	Balances Withdrawn and Other Transactions <sup>3</sup>	Balances, End of Fiscal Year	
	Period of Availability	ATA	AID	MAIN							SUB
Total, Trust Funds, Department of the Army	Subtotal		021	8927	000	40,103,857.65	23,228,156.04	-----	4,811,339.62	-----	58,520,674.07
						40,127,541.90	23,228,156.04	-----	4,811,339.62	-----	58,544,358.32
<b>Department of the Navy</b>											
<b>Trust Fund Accounts</b>											
Department of the Navy General Gift Fund, Navy Fund Resources:											
Undisbursed Funds	No Year		017	8716	000	13,175,854.68	2,735,956.99	49,774.21	5,743,175.46	-----	10,218,410.42
Investments in US Treasury Securities						49,774.21	-----	-49,774.21	-----	-----	-----
	Subtotal		017	8716	000	13,225,628.89	2,735,956.99	-----	5,743,175.46	-----	10,218,410.42
Ships' Stores Profits, Navy Fund Resources:											
Undisbursed Funds	No Year		017	8723	000	3,413,970.64	9,671,794.01	-----	11,081,296.77	-----	2,004,467.88
United States Naval Academy General Gift Fund Fund Resources:											
Undisbursed Funds	No Year		017	8733	000	32,481,211.24	17,310,726.10	266,200.00	19,167,516.05	-----	30,890,621.29
Investments in US Treasury Securities						4,908,600.00	-----	-266,200.00	-----	-----	4,642,400.00
	Subtotal		017	8733	000	37,389,811.24	17,310,726.10	-----	19,167,516.05	-----	35,533,021.29
Total, Trust Funds, Department of the Navy						54,029,410.77	29,718,477.10	-----	35,991,988.28	-----	47,755,899.59
<b>Department of the Air Force</b>											
<b>Trust Fund Accounts</b>											
Air Force Cadet Fund, Air Force Fund Resources:											
Undisbursed Funds	No Year		057	8418	000	431,940.04	-----	-----	215,525.00	-----	216,415.04
Department of the Air Force General Gift Fund, Air Force Fund Resources:											
Undisbursed Funds	No Year		057	8928	000	18,035,523.44	6,385,753.74	-4.87	4,629,023.82	-----	19,792,248.49
Unrealized Discount on Investments						-4.87	-----	-243.99	-----	-----	-248.86
Investments in US Treasury Securities						6,884.17	-----	248.86	-----	-----	7,133.03
	Subtotal		057	8928	000	18,042,402.74	6,385,753.74	-----	4,629,023.82	-----	19,799,132.66
Total, Trust Funds, Department of the Air Force						18,474,342.78	6,385,753.74	-----	4,844,548.82	-----	20,015,547.70
<b>Defense Agencies</b>											
<b>Trust Fund Accounts</b>											
Department of Defense General Gift Fund, Defense Fund Resources:											
Undisbursed Funds	No Year		097	8163	000	7,866,076.02	64,042.00	-----	224,901.97	-----	7,705,216.05
Commissary Stores Surcharge Program, Defense Fund Resources:											
Undisbursed Funds	No Year		097	8164	000	327,284,051.91	-----	-----	3,275,719.47	-----	324,008,332.44

Footnotes at End of Chapter

## Appropriations, Outlays, and Balances - Continued

Appropriation or Fund Account  Title	Account Symbol				Balances, Beginning of Fiscal Year	Appropriations and Other Obligational Authority <sup>1</sup>	Transfers Borrowings and Investment (Net) <sup>2</sup>	Outlays (Net)	Balances Withdrawn and Other Transactions <sup>3</sup>	Balances, End of Fiscal Year	
	Period of Availability	ATA	AID	MAIN							SUB
Foreign National Employees Separation Pay Account, Defense Fund Resources: Undisbursed Funds	No Year		097	8165	000	659,263,086.73	2,682,824.51	-----	4,634,254.30	-----	657,311,656.94
National Security Education Trust Fund, Defense Fund Resources: Undisbursed Funds	No Year		097	8168	000	102,563.34	14,102.97	-62,940.83	-48,012.64	-----	101,738.12
Investments in US Treasury Securities					1,743,907.34	-----	62,940.83	-----	-----	-----	1,806,848.17
Subtotal			097	8168	000	1,846,470.68	14,102.97	-----	-48,012.64	-----	1,908,586.29
Voluntary Separation Incentive Fund, Defense Fund Resources: Undisbursed Funds	No Year		097	8335	000	2,989,794.61	17,816,169.84	11,206,770.19	30,418,783.21	-----	1,593,951.43
Unrealized Discount on Investments					-696,934.35	-----	90,376.21	-----	-----	-----	-606,558.14
Investments in US Treasury Securities					62,016,317.76	-----	-11,297,146.40	-----	-----	-----	50,719,171.36
Subtotal			097	8335	000	64,309,178.02	17,816,169.84	-----	30,418,783.21	-----	51,706,564.65
Host Nation Support for U.S. Relocation Activities, Defense Fund Resources: Undisbursed Funds	No Year		097	8337	000	116,537,729.69	131,141,800.76	18,842,192.82	202,483,809.96	-----	64,037,913.31
Investments in US Treasury Securities					126,288,613.54	-----	-18,842,192.82	-----	-----	-----	107,446,420.72
Subtotal			097	8337	000	242,826,343.23	131,141,800.76	-----	202,483,809.96	-----	171,484,334.03
Support for U.S. Relocation to Guam Activities, Defense Fund Resources: Undisbursed Funds	No Year		097	8358	000	607,539,024.01	209,701,911.56	157,084,667.19	305,012,640.56	-----	669,312,962.20
Unrealized Discount on Investments					-17,509,733.05	-----	-1,106,639.40	-----	-----	-----	-18,616,372.45
Investments in US Treasury Securities					1,671,059,437.83	-----	-155,978,027.79	-----	-----	-----	1,515,081,410.04
Subtotal			097	8358	000	2,261,088,728.79	209,701,911.56	-----	305,012,640.56	-----	2,165,777,999.79
Total, Trust Funds, Defense Agencies					3,564,483,935.38	361,420,851.64	-----	546,002,096.83	-----	-----	3,379,902,690.19
Total, Trust Funds					3,677,115,230.83	420,753,238.52	-----	591,649,973.55	-----	-----	3,506,218,495.80
<b>Deductions for Offsetting Receipts</b>											
Proprietary Receipts from the Public					-----	-1,312,856,038.24	-----	-1,312,856,038.24	-----	-----	-----
Intrabudgetary Receipts Deducted by Agency					-----	-430,755,116.75	-----	-430,755,116.75	-----	-----	-----
Offsetting Governmental Receipts					-----	-1,703,453.10	-----	-1,703,453.10	-----	-----	-----
Total, Offsetting Receipts					-----	-1,745,314,608.09	-----	-1,745,314,608.09	-----	-----	-----
Total, Department of Defense--Military Programs					608,553,800,849.56	875,815,535,549.59	48,985,468.00	726,626,808,556.81	98,829,342,069.47	658,962,171,240.87	
<b>Memorandum</b>											
<b>Financing Accounts</b>											
<b>Public Enterprise Funds</b>											

Footnotes at End of Chapter

Appropriations, Outlays, and Balances - Continued

Appropriation or Fund Account  Title	Account Symbol				Balances, Beginning of Fiscal Year	Appropriations and Other Obligational Authority <sup>1</sup>	Transfers Borrowings and Investment (Net) <sup>2</sup>	Outlays (Net)	Balances Withdrawn and Other Transactions <sup>3</sup>	Balances, End of Fiscal Year
	Period of Availability	ATA	AID	MAIN						
Department of Defense Family Housing Improvement Fund, Direct Loan, Financing Account, Defense Fund Resources:										
Undisbursed Funds	No Year		097	4166	000	-----	-2,742,076.77	-4,375,444.26	<sup>16</sup> 1,633,367.49	-----
Authority to Borrow from the Treasury						55,982,566.36	52,840,584.18	-80,144,645.85	-----	28,678,504.69
Subtotal			097	4166	000	55,982,566.36	52,840,584.18	-82,886,722.62	1,633,367.49	28,678,504.69
Department of Defense Family Housing Improvement Fund, Guaranteed Loan, Financing Account, Defense Fund Resources:										
Undisbursed Funds	No Year		097	4167	000	45,235,976.90	-----	6,721,399.41	<sup>16</sup> 1,153.03	38,513,424.46
Defense Production Act, Direct Loan Financing Account, Defense Fund Resources:										
Authority to Borrow from the Treasury						602,508,000.00	190,805,909.00	-----	-----	793,313,909.00
Total, Financing Accounts						703,726,543.26	243,646,493.18	-82,886,722.62	1,634,520.52	860,505,838.15

Footnotes at End of Chapter

## Appropriations, Outlays, and Balances - Continued

### Footnotes

- 1 The amounts in this column, unless otherwise footnoted, represent appropriations, increases and rescissions in borrowing authority or new contract authority. Appropriation accounts with appropriation transfer activity are presented in Table 1 (Appropriations and Appropriation Transfers) at the end of this chapter.
- 2 The amounts in this column, unless otherwise footnoted, represent transfers - other than appropriation transfers, borrowings (gross), investments (net), unrealized discounts or funds held outside the Treasury.
- 3 The amounts in this column, unless otherwise footnoted, represent obligated balances canceled for fiscal year 2017 pursuant to 31 U.S.C. 1553 and adjustments to borrowing and contract authority.
- 4 Includes \$2,203,766.58 which represents payment for obligations of a closed account.
- 5 Subject to disposition by the administrative agency.
- 6 Includes \$470,681.31 which represents payment for obligations of a closed account.
- 7 The opening balance(s) of the following account(s) have been adjusted during the current fiscal year and do not agree with last year's closing balance(s):

<u>Account Symbol: (ATA, AID, POA, MAIN, SUB)</u>	<u>Adjustment</u>
021 2021 2070 000 - Undi sbursed Funds	\$7,494,180.49
021 2020 2070 000 - Undi sbursed Funds	-\$7,494,180.49
021 2020 2020 000 - Undi sbursed Funds	\$14,343.71
021 2019 2020 000 - Undi sbursed Funds	\$16,777.23
021 2018 2020 000 - Undi sbursed Funds	\$100,646.16
021 2020 2065 000 - Undi sbursed Funds	\$16,063.02
021 2019 2065 000 - Undi sbursed Funds	\$1,972.00
097 2019 0100 000 - Undi sbursed Funds	\$76,516.29
097 2018 0100 000 - Undi sbursed Funds	\$2,352.01
097 2017 0100 000 - Undi sbursed Funds	\$204.98
097 2015-2016 0130 000 - Undi sbursed Funds	\$25,377,903.95
097 2021-2024 5751 000 - Undi sbursed Funds	\$71,850.36
097 X 5751 000 - Undi sbursed Funds	-\$71,850.36
057 2021-2023 3021 000 - Undi sbursed Funds	-\$3,711,052.34
057 2021-2023 3022 000 - Undi sbursed Funds	\$3,711,052.34
021 2020-2021 2040 000 - Undi sbursed Funds	\$53,697.00
021 2017-2018 2040 000 - Undi sbursed Funds	\$276.31
057 2021-2023 3600 000 - Undi sbursed Funds	\$713,850.32
057 2021-2022 3600 000 - Undi sbursed Funds	-\$713,850.32
057 2021-2022 3620 000 - Undi sbursed Funds	\$1,384.62
057 X 3620 000 - Undi sbursed Funds	-\$1,384.62
097 2019-2020 0400 000 - Undi sbursed Funds	\$89.05
097 2018-2019 0400 000 - Undi sbursed Funds	\$9,367.80
097 2017-2018 0400 000 - Undi sbursed Funds	\$45,776.41
097 2016-2017 0400 000 - Undi sbursed Funds	\$13,061.40
057 2021-2022 0745 000 - Undi sbursed Funds	\$3,218,251.22
057 2020-2021 0745 000 - Undi sbursed Funds	-\$3,218,251.22
097 X 4930 003 - Unfunded Contract Authority	-\$147,813.32

- 8 Includes \$59,688.29 which represents payment for obligations of a closed account.

Footnotes

- 9 Includes \$53,523.67 which represents payment for obligations of a closed account.
- 10 Includes \$89,860.14 which represents payment for obligations of a closed account.
- 11 Includes \$2,163.74 which represents payment for obligations of a closed account.
- 12 Includes \$97,228.95 which represents payment for obligations of a closed account.
- 13 Includes \$63,649.96 which represents payment for obligations of a closed account.
- 14 Includes \$2,212,039.90 which represents payment for obligations of a closed account.
- 15 Includes \$10.92 which represents payment for obligations of a closed account.
- 16 Represents capital transfer to miscellaneous receipts.
- 17 Includes \$11,266,585.51 which represents payment for obligations of a closed account.
- 18 Includes \$2,742,954.06 which represents payment for obligations of a closed account.
- 19 Includes \$3,565,581.49 which represents payment for obligations of a closed account.
- 20 Includes \$8,542,319.04 which represents payment for obligations of a closed account.
- 21 Includes \$40,795.00 which represents payment for obligations of a closed account.
- 22 Includes \$1,010.44 which represents payment for obligations of a closed account.
- 23 Includes \$96,438.63 which represents payment for obligations of a closed account.
- 24 Includes \$1,024,361.25 which represents payment for obligations of a closed account.
- 25 Includes \$4.55 which represents payment for obligations of a closed account.
- 26 This account was not certified to Treasury in accordance with Treasury certification standards to indicate the amounts were certified with the criteria of 31 U.S.C. 1501.
- 27 Includes \$130.16 which represents payment for obligations of a closed account.
- 28 Includes \$15,639.85 which represents payment for obligations of a closed account.
- 29 Includes \$6,394.71 which represents payment for obligations of a closed account.
- 30 Includes \$56,183.00 which represents payment for obligations of a closed account.
- 31 Includes \$459,276.44 which represents payment for obligations of a closed account.
- 32 Includes \$443,747.59 which represents payment for obligations of a closed account.
- 33 Includes \$8,379,996.78 which represents payment for obligations of a closed account.
- 34 Includes \$1,507,283.28 which represents payment for obligations of a closed account.
- 35 Includes \$13,316.40 which represents payment for obligations of a closed account.
- 36 Includes \$750,822.60 which represents payment for obligations of a closed account.
- 37 Includes \$570,234.42 which represents payment for obligations of a closed account.
- 38 Includes \$207,658.97 which represents payment for obligations of a closed account.
- 39 Includes \$292,376.87 which represents payment for obligations of a closed account.
- 40 Includes \$3,000,367.36 which represents payment for obligations of a closed account.
- 41 Includes \$351.61 which represents payment for obligations of a closed account.
- 42 Pursuant to Public Law # 105-262, 112 Stat. 2320 Sec. 8100, the balance for this account has been extended beyond the normal period of availability to liquidate obligations.
- 43 Pursuant to Public Law # 104-208, 110 Stat. 3009-112 Sec. 8112, the balance for this account has been extended beyond the normal period of availability to liquidate obligations.
- 44 Includes \$3,770.85 which represents payment for obligations of a closed account.
- 45 Includes \$15,077.83 which represents payment for obligations of a closed account.
- 46 Includes \$53,191.26 which represents payment for obligations of a closed account.
- 47 Includes \$1,798.14 which represents payment for obligations of a closed account.



## Appropriations, Outlays, and Balances - Continued

---

### Footnotes

---

- 48 Includes \$155.17 which represents payment for obligations of a closed account.  
49 Includes \$98,952.93 which represents payment for obligations of a closed account.  
50 Includes \$3,123,272.04 which represents payment for obligations of a closed account.  
51 Includes \$404,882.39 which represents payment for obligations of a closed account.  
52 Includes \$14,190.55 which represents payment for obligations of a closed account.  
53 The following account symbol(s) was/were amended during the current fiscal year:

Amended Symbol:(ATA, AID, POA, MAIN, SUB)

021 2022-2024 2085 000

Discontinued Symbol:(ATA, AID, POA, MAIN, SUB)

057 2022-2024 2085 000

- 54 Includes \$60,008.42 which represents payment for obligations of a closed account.  
55 Represents new contract authority.

Footnotes

Table 1 - Appropriations and Appropriation Transfers - Department of Defense--Military Programs

AID	ATA	Period of Availability	MAIN	Net Appropriations and Appropriation Transfers	Appropriation Amount	Net Appropriation Transfers	AID Involved	ATA Involved	Period of Availability Involved	MAIN Involved	Amount From or To (-)
017		X	0810	10,000,000.00	390,113,000.00	-380,113,000.00	017		2223	1319	-7,550,000.00
							017		22	1804	-372,563,000.00
017		22	1105	14,564,028,000.00	14,613,360,000.00	-49,332,000.00	017		22	1106	-68,113,000.00
							017		2224	1109	-1,554,000.00
							017		22	1453	19,000,000.00
							017		22	1611	-333,000.00
							097		22	0105	1,668,000.00
017		X	1106	3,344,205.00	0.00	3,344,205.00	011		X	5512	3,344,205.00
017		22	1106	9,343,643,100.00	9,206,870,000.00	136,773,100.00	017		22	1105	68,113,000.00
							097		22	0100	2,979,100.00
							097		2223	0100	61,883,000.00
							097		22	0105	3,798,000.00
017		22	1107	294,930,000.00	294,860,000.00	70,000.00	097		22	0105	70,000.00
017		22	1108	828,186,000.00	802,619,000.00	25,567,000.00	017		22	1453	25,000,000.00
							097		22	0100	567,000.00
017		X	1109	11,310,000.00	0.00	11,310,000.00	011		X	5512	11,310,000.00
017		2224	1109	3,844,464,000.00	3,093,770,000.00	750,694,000.00	017		22	1105	1,554,000.00
							021		2224	2032	-1,409,000.00
							021		2224	2035	-17,783,000.00
							097		22	0100	-416,000.00
							097		2223	0100	768,748,000.00
017		X	1319	84,524,077.00	0.00	84,524,077.00	011		X	5512	84,524,077.00
017		2223	1319	22,021,667,000.00	22,195,438,000.00	-173,771,000.00	017		X	0810	7,550,000.00
							017		22	1611	-113,390,000.00
							017		2224	1810	-25,000,000.00
							097		2223	0400	-42,931,000.00
017		22	1405	2,281,759,000.00	2,297,029,000.00	-15,270,000.00	017		22	1453	10,000,000.00
							017		22	1611	-2,426,000.00
							017		22	1804	-27,974,000.00
							097		22	0100	1,213,000.00
							097		22	0105	3,917,000.00
017		22	1453	35,094,073,500.00	35,614,260,500.00	-520,187,000.00	017		22	1105	-19,000,000.00

## Appropriations, Outlays, and Balances - Continued

### Footnotes

Table 1 - Appropriations and Appropriation Transfers - Department of Defense--Military Programs

AID	ATA	Period of Availability	MAIN	Net Appropriations and Appropriation Transfers	Appropriation Amount	Net Appropriation Transfers	AID Involved	ATA Involved	Period of Availability Involved	MAIN Involved	Amount From or To (-)
							017		22	1108	-25,000,000.00
							017		22	1405	-10,000,000.00
							017		22	1611	-32,336,000.00
							017		22	1804	-285,718,000.00
							021		22	2010	-148,469,000.00
							097		22	0105	336,000.00
017		X	1506	51,322,228.00	0.00	51,322,228.00	011		X	5512	51,322,228.00
017		2224	1506	17,714,627,000.00	17,799,321,000.00	-84,694,000.00	021		2224	2035	-84,694,000.00
017		2224	1507	4,031,700,000.00	3,982,657,000.00	49,043,000.00	017		22	1611	-39,631,000.00
							097		2223	0100	14,410,000.00
							097		2224	0300	74,264,000.00
017		2224	1508	886,052,000.00	845,289,000.00	40,763,000.00	097		2223	0100	40,763,000.00
017		22	1611	863,911,000.00	660,795,000.00	203,116,000.00	017		22	1105	333,000.00
							017		2223	1319	113,390,000.00
							017		22	1405	2,426,000.00
							017		22	1453	32,336,000.00
							017		2224	1507	39,631,000.00
							017		2226	1611	15,000,000.00
017		2226	1611	21,211,751,000.00	26,003,731,000.00	-4,791,980,000.00	017		22	1611	-15,000,000.00
							017		2226	1612	-4,776,980,000.00
017		2226	1612	4,776,980,000.00	0.00	4,776,980,000.00	017		2226	1611	4,776,980,000.00
017		X	1804	449,503,795.00	435,032,000.00	14,471,795.00	011		X	5512	14,471,795.00
017		22	1804	64,541,664,837.00	63,822,579,000.00	719,085,837.00	017		X	0810	372,563,000.00
							017		22	1405	27,974,000.00
							017		22	1453	285,718,000.00
							017		2224	1810	50,000,000.00
							017		2227	4557	-211,290,000.00
							021		2224	2035	-1,318,000.00
							017	069	22	1804	-1,000,000.00
							097		22	0100	6,145,837.00
							097		2223	0100	63,433,000.00
							097		22	0105	126,960,000.00

Appropriations, Outlays, and Balances - Continued

Footnotes

Table 1 - Appropriations and Appropriation Transfers - Department of Defense--Military Programs

AID	ATA	Period of Availability	MAIN	Net Appropriations and Appropriation Transfers	Appropriation Amount	Net Appropriation Transfers	AID Involved	ATA Involved	Period of Availability Involved	MAIN Involved	Amount From or To (-)
							097		2223	0400	-100,000.00
017		22	1806	1,173,733,000.00	1,173,598,000.00	135,000.00	097		22	0105	135,000.00
017		X	1810	21,956,636.00	0.00	21,956,636.00	011		X	5512	21,956,636.00
017		2224	1810	11,124,829,000.00	11,073,901,000.00	50,928,000.00	017		2223	1319	25,000,000.00
							017		22	1804	-50,000,000.00
							057		22	3410	-4,500,000.00
							057		2223	3620	-4,000,000.00
							097		22	0100	-3,300,000.00
							097		2223	0100	77,508,000.00
							097		22	0105	10,220,000.00
017		2227	4557	211,290,000.00	0.00	211,290,000.00	017		22	1804	211,290,000.00
021		X	0810	0.00	299,008,000.00	-299,008,000.00	021		22	2020	-299,008,000.00
021		22	2010	48,688,136,000.00	48,118,469,000.00	569,667,000.00	017		22	1453	148,469,000.00
							021		22	2020	393,000,000.00
							057		2223	3620	28,198,000.00
021		X	2020	160,644,875.00	152,925,875.00	7,719,000.00	011		X	5512	7,719,000.00
021		22	2020	58,368,212,125.00	57,489,819,125.00	878,393,000.00	021		X	0810	299,008,000.00
							021		22	2010	-393,000,000.00
							021		2223	2040	-5,000,000.00
							057		22	3400	1,000,000.00
							057		2223	3600	119,210,000.00
							057		2223	3620	1,060,000.00
							097		22	0100	-1,011,000.00
							097		2223	0100	354,117,000.00
							097		22	0105	243,329,000.00
							097		2223	0400	-7,900,000.00
							097		X	0811	267,580,000.00
021		X	2031	67,950,421.00	0.00	67,950,421.00	011		X	5512	67,950,421.00
021		2224	2031	3,205,197,000.00	3,295,431,000.00	-90,234,000.00	021		2224	2035	-66,366,000.00
							097		22	0100	-23,868,000.00
021		2224	2032	6,438,832,000.00	3,811,034,000.00	2,627,798,000.00	017		2224	1109	1,409,000.00
							097		2223	0100	2,316,677,000.00

## Appropriations, Outlays, and Balances - Continued

### Footnotes

Table 1 - Appropriations and Appropriation Transfers - Department of Defense--Military Programs

AID	ATA	Period of Availability	MAIN	Net Appropriations and Appropriation Transfers	Appropriation Amount	Net Appropriation Transfers	AID Involved	ATA Involved	Period of Availability Involved	MAIN Involved	Amount From or To (-)
021		2224	2033	5,252,894,000.00	4,319,337,000.00	933,557,000.00	097		2224	0300	309,712,000.00
							021		2224	2035	7,000,000.00
							097		22	0100	-2,674,000.00
							097		2223	0100	929,231,000.00
021		2224	2034	3,724,166,000.00	2,276,712,000.00	1,447,454,000.00	021		2223	2040	-6,695,000.00
							097		22	0100	-229,000.00
							097		2223	0100	1,454,378,000.00
021		X	2035	5,788,451.00	0.00	5,788,451.00	011		X	5512	5,788,451.00
021		2224	2035	10,316,047,000.00	9,566,964,000.00	749,083,000.00	017		2224	1109	17,783,000.00
							017		2224	1506	84,694,000.00
							017		22	1804	1,318,000.00
							021		2224	2031	66,366,000.00
							021		2224	2033	-7,000,000.00
							021		2223	2040	6,600,000.00
							057		2224	3022	19,881,000.00
							057		2223	3600	81,003,000.00
							097		2223	0100	473,615,000.00
							097		22	0105	4,823,000.00
021		X	2040	39,290,000.00	0.00	39,290,000.00	011		X	5512	39,290,000.00
021		2223	2040	14,660,654,000.00	14,656,959,000.00	3,695,000.00	021		22	2020	5,000,000.00
							021		2224	2034	6,695,000.00
							021		2224	2035	-6,600,000.00
							097		22	0105	1,400,000.00
							097		2223	0400	-2,800,000.00
021		22	2060	9,211,310,000.00	9,017,728,000.00	193,582,000.00	097		22	0100	960,000.00
							097		22	0105	192,622,000.00
021		22	2065	7,735,330,000.00	7,714,473,000.00	20,857,000.00	097		22	0100	3,028,000.00
							097		22	0105	17,829,000.00
021		22	2070	5,164,124,000.00	5,156,976,000.00	7,148,000.00	097		22	0100	2,027,000.00
							097		22	0105	5,121,000.00
021		22	2080	3,034,833,000.00	3,032,255,000.00	2,578,000.00	097		22	0105	2,578,000.00
057		22	0745	325,259,000.00	325,445,000.00	-186,000.00	097		X	0803	-186,000.00

Appropriations, Outlays, and Balances - Continued

Footnotes

Table 1 - Appropriations and Appropriation Transfers - Department of Defense--Military Programs

AID	ATA	Period of Availability	MAIN	Net Appropriations and Appropriation Transfers	Appropriation Amount	Net Appropriation Transfers	AID Involved	ATA Involved	Period of Availability Involved	MAIN Involved	Amount From or To (-)
057		X	0810	0.00	522,010,000.00	-522,010,000.00	057		22	3400	-522,010,000.00
057		X	3010	600,000.00	0.00	600,000.00	011		X	5512	600,000.00
057		2224	3010	18,262,193,000.00	18,411,713,000.00	-149,520,000.00	057		2224	3080	-5,370,000.00
							057		22	3400	-144,150,000.00
057		2224	3020	2,587,554,000.00	2,475,206,000.00	112,348,000.00	097		2224	0300	112,348,000.00
057		2224	3022	2,965,666,000.00	3,023,408,000.00	-57,742,000.00	021		2224	2035	-19,881,000.00
							057		22	3400	-20,088,000.00
							057		22	3410	-2,273,000.00
							057		2223	3620	-5,500,000.00
							097		2224	0300	-10,000,000.00
057		2224	3080	26,934,006,000.00	26,984,154,000.00	-50,148,000.00	057		2224	3010	5,370,000.00
							057		22	3400	-50,119,000.00
							057		2223	3600	15,000,000.00
							097		22	0105	2,601,000.00
							097		2223	0400	-23,000,000.00
057		X	3400	4,910,000.00	0.00	4,910,000.00	011		X	5512	4,910,000.00
057		22	3400	57,417,381,000.00	56,042,922,000.00	1,374,459,000.00	021		22	2020	-1,000,000.00
							057		X	0810	522,010,000.00
							057		2224	3010	144,150,000.00
							057		2224	3022	20,088,000.00
							057		2224	3080	50,119,000.00
							057		22	3500	50,000,000.00
							057		2223	3600	62,900,000.00
							057		2223	3620	1,215,000.00
							057		22	3700	100,000,000.00
							057	069	22	3400	-22,848,000.00
							097		22	0100	20,509,000.00
							097		2223	0100	265,043,000.00
							097		22	0105	162,273,000.00
057		22	3410	3,457,097,000.00	3,436,812,000.00	20,285,000.00	017		2224	1810	4,500,000.00
							057		2224	3022	2,273,000.00
							057		2223	3600	3,512,000.00

## Appropriations, Outlays, and Balances - Continued

### Footnotes

Table 1 - Appropriations and Appropriation Transfers - Department of Defense--Military Programs

AID	ATA	Period of Availability	MAIN	Net Appropriations and Appropriation Transfers	Appropriation Amount	Net Appropriation Transfers	AID Involved	ATA Involved	Period of Availability Involved	MAIN Involved	Amount From or To (-)
							057		2223	3620	10,000,000.00
057		22	3500	35,252,756,000.00	35,302,756,000.00	-50,000,000.00	057		22	3400	-50,000,000.00
057		X	3600	30,852,400.00	0.00	30,852,400.00	011		X	5512	30,852,400.00
057		2223	3600	41,479,287,000.00	41,760,228,000.00	-280,941,000.00	021		22	2020	-119,210,000.00
							021		2224	2035	-81,003,000.00
							057		2224	3080	-15,000,000.00
							057		22	3400	-62,900,000.00
							057		22	3410	-3,512,000.00
							057		2223	3620	-4,076,000.00
							057		22	3740	-1,390,000.00
							097		22	0105	6,150,000.00
057		2223	3620	11,567,016,000.00	11,597,405,000.00	-30,389,000.00	017		2224	1810	4,000,000.00
							021		22	2010	-28,198,000.00
							021		22	2020	-1,060,000.00
							057		2224	3022	5,500,000.00
							057		22	3400	-1,215,000.00
							057		22	3410	-10,000,000.00
							057		2223	3600	4,076,000.00
							097		22	0100	-1,304,000.00
							097		2223	0400	-2,188,000.00
057		22	3700	2,276,918,000.00	2,371,001,000.00	-94,083,000.00	057		22	3400	-100,000,000.00
							097		22	0100	1,517,000.00
							097		22	0105	4,400,000.00
057		22	3740	3,420,629,000.00	3,417,706,000.00	2,923,000.00	057		2223	3600	1,390,000.00
							097		22	0105	1,533,000.00
057		22	3840	6,789,209,999.00	6,786,420,000.00	2,789,999.00	097		22	0100	940,999.00
							097		22	0105	1,849,000.00
057		22	3850	4,827,967,064.00	4,764,443,000.00	63,524,064.00	097		22	0100	6,716,064.00
							097		22	0105	56,808,000.00
017	069	22	1804	1,000,000.00	0.00	1,000,000.00	017		22	1804	1,000,000.00
057	069	22	3400	22,848,000.00	0.00	22,848,000.00	057		22	3400	22,848,000.00
097		X	0100	798,468,250.00	788,233,000.00	10,235,250.00	011		X	5512	13,235,250.00

Footnotes

Table 1 - Appropriations and Appropriation Transfers - Department of Defense--Military Programs

AID	ATA	Period of Availability	MAIN	Net Appropriations and Appropriation Transfers	Appropriation Amount	Net Appropriation Transfers	AID Involved	ATA Involved	Period of Availability Involved	MAIN Involved	Amount From or To (-)
097		22	0100	44,390,218,000.00	53,606,066,000.00	-9,215,848,000.00	097		2223	0100	-3,000,000.00
							017		22	1106	-2,979,100.00
							017		22	1108	-567,000.00
							017		2224	1109	416,000.00
							017		22	1405	-1,213,000.00
							017		22	1804	-6,145,837.00
							017		2224	1810	3,300,000.00
							021		22	2020	1,011,000.00
							021		2224	2031	23,868,000.00
							021		2224	2033	2,674,000.00
							021		2224	2034	229,000.00
							021		22	2060	-960,000.00
							021		22	2065	-3,028,000.00
							021		22	2070	-2,027,000.00
							057		22	3400	-20,509,000.00
							057		2223	3620	1,304,000.00
							057		22	3700	-1,517,000.00
							057		22	3840	-940,999.00
							057		22	3850	-6,716,064.00
							072		2122	1037	-15,000,000.00
075		22	0944	-15,000,000.00							
097		2223	0100	-9,050,000,000.00							
097		22	0105	71,544,000.00							
097		22	0111	-28,911,000.00							
097		2224	0300	3,100,000.00							
097		2223	0400	-176,389,000.00							
097		X	0810	8,609,000.00							
097		2223	0100	13,751,452,000.00	11,518,258,000.00	2,233,194,000.00	017		22	1106	-61,883,000.00
							017		2224	1109	-768,748,000.00
							017		2224	1507	-14,410,000.00
							017		2224	1508	-40,763,000.00
							017		22	1804	-63,433,000.00



## Appropriations, Outlays, and Balances - Continued

### Footnotes

Table 1 - Appropriations and Appropriation Transfers - Department of Defense--Military Programs

AID	ATA	Period of Availability	MAIN	Net Appropriations and Appropriation Transfers	Appropriation Amount	Net Appropriation Transfers	AID Involved	ATA Involved	Period of Availability Involved	MAIN Involved	Amount From or To (-)
097		22	0105	0.00	925,649,000.00	-925,649,000.00	017		2224	1810	-77,508,000.00
							021		22	2020	-354,117,000.00
							021		2224	2032	-2,316,677,000.00
							021		2224	2033	-929,231,000.00
							021		2224	2034	-1,454,378,000.00
							021		2224	2035	-473,615,000.00
							057		22	3400	-265,043,000.00
							097		X	0100	3,000,000.00
							097		22	0100	9,050,000,000.00
							017		22	1105	-1,668,000.00
							017		22	1106	-3,798,000.00
							017		22	1107	-70,000.00
							017		22	1405	-3,917,000.00
							017		22	1453	-336,000.00
							017		22	1804	-126,960,000.00
							017		22	1806	-135,000.00
							017		2224	1810	-10,220,000.00
							021		22	2020	-243,329,000.00
							021		2224	2035	-4,823,000.00
							021		2223	2040	-1,400,000.00
							021		22	2060	-192,622,000.00
							021		22	2065	-17,829,000.00
							021		22	2070	-5,121,000.00
							021		22	2080	-2,578,000.00
							057		2224	3080	-2,601,000.00
							057		22	3400	-162,273,000.00
							057		2223	3600	-6,150,000.00
							057		22	3700	-4,400,000.00
							057		22	3740	-1,533,000.00
							057		22	3840	-1,849,000.00
057		22	3850	-56,808,000.00							
097		22	0100	-71,544,000.00							

Appropriations, Outlays, and Balances - Continued

Footnotes

Table 1 - Appropriations and Appropriation Transfers - Department of Defense--Military Programs

AID	ATA	Period of Availability	MAIN	Net Appropriations and Appropriation Transfers	Appropriation Amount	Net Appropriation Transfers	AID Involved	ATA Involved	Period of Availability Involved	MAIN Involved	Amount From or To (-)
							097		22	0107	-97,000.00
							097		22	0130	-3,588,000.00
097		22	0107	436,015,000.00	435,918,000.00	97,000.00	097		22	0105	97,000.00
097		22	0111	85,590,000.00	56,679,000.00	28,911,000.00	097		22	0100	28,911,000.00
097		22	0130	33,823,474,000.00	33,971,886,000.00	-148,412,000.00	036		22	0169	-134,260,000.00
							036		2223	0169	-2,740,000.00
							097		22	0105	3,588,000.00
							036	097	X	0165	-15,000,000.00
097		2224	0300	7,225,714,000.00	7,741,038,000.00	-515,324,000.00	017		2224	1507	-74,264,000.00
							021		2224	2032	-309,712,000.00
							057		2224	3020	-112,348,000.00
							057		2224	3022	10,000,000.00
							097		22	0100	-3,100,000.00
							097		2223	0400	-25,900,000.00
097		X	0400	99,846,167.00	0.00	99,846,167.00	011		X	5512	99,846,167.00
097		2223	0400	29,452,514,000.00	29,171,306,000.00	281,208,000.00	017		2223	1319	42,931,000.00
							017		22	1804	100,000.00
							021		22	2020	7,900,000.00
							021		2223	2040	2,800,000.00
							057		2224	3080	23,000,000.00
							057		2223	3620	2,188,000.00
							097		22	0100	176,389,000.00
							097		2224	0300	25,900,000.00
097		X	0803	186,000.00	0.00	186,000.00	057		22	0745	186,000.00
097		X	0810	2,370,000.00	10,979,000.00	-8,609,000.00	097		22	0100	-8,609,000.00
097		X	0811	25,000,000.00	292,580,000.00	-267,580,000.00	021		22	2020	-267,580,000.00
097		X	4930	0.00	2,017,000,000.00	-2,017,000,000.00	097		X	4930	-499,711,000.00
							097		X	4930	-150,000,000.00
							097		X	4930	-77,453,000.00
							097		X	4930	-1,162,071,000.00
							097		X	4930	-127,765,000.00
097		X	4930	499,711,000.00	0.00	499,711,000.00	097		X	4930	499,711,000.00

## Appropriations, Outlays, and Balances - Continued

### Footnotes

Table 1 - Appropriations and Appropriation Transfers - Department of Defense--Military Programs

AID	ATA	Period of Availability	MAIN	Net Appropriations and Appropriation Transfers	Appropriation Amount	Net Appropriation Transfers	AID Involved	ATA Involved	Period of Availability Involved	MAIN Involved	Amount From or To (-)
097		X	4930	150,000,000.00	0.00	150,000,000.00	097		X	4930	150,000,000.00
097		X	4930	77,453,000.00	0.00	77,453,000.00	097		X	4930	77,453,000.00
097		X	4930	1,162,071,000.00	0.00	1,162,071,000.00	097		X	4930	1,162,071,000.00
097		X	4930	127,765,000.00	0.00	127,765,000.00	097		X	4930	127,765,000.00
097		22	4930	0.00	409,965,000.00	-409,965,000.00	097		22	4930	-409,000,000.00
							097		22	4930	-965,000.00
097		22	4930	409,000,000.00	0.00	409,000,000.00	097		22	4930	409,000,000.00
097		22	4930	965,000.00	0.00	965,000.00	097		22	4930	965,000.00
<b>Total</b>				<b>741,655,620,130.00</b>	<b>741,380,499,500.00</b>	<b>275,120,630.00</b>					<b>275,120,630.00</b>

Appropriations, Outlays, and Balances - Continued

Appropriation or Fund Account  Title	Account Symbol				Balances, Beginning of Fiscal Year	Appropriations and Other Obligational Authority <sup>1</sup>	Transfers Borrowings and Investment (Net) <sup>2</sup>	Outlays (Net)	Balances Withdrawn and Other Transactions <sup>3</sup>	Balances, End of Fiscal Year	
	Period of Availability	ATA	AID	MAIN							SUB
<b>Department of Education</b>											
<b>General Fund Accounts</b>											
Education Stabilization Fund, Department of Education Fund Resources:											
Undisbursed Funds	2021-2023		091	0251	000	156,614,067,396.76	-----	-----	44,738,072,637.71	-----	111,875,994,759.05
	2021-2022					56,856,666,542.03	-----	-----	30,920,615,812.30	-----	25,936,050,729.73
	2020-2021					4,880,607,804.48	-----	-----	3,565,357,127.83	-----	1,315,250,676.65
	Subtotal		091	0251	000	218,351,341,743.27	-----	-----	79,224,045,577.84	-----	139,127,296,165.43
<b>Office of Elementary and Secondary Education</b>											
<b>General Fund Accounts</b>											
Indian Education, Office of Elementary and Secondary Education, Education Fund Resources:											
Undisbursed Funds	2022		091	0101	000	-----	189,746,000.00	-----	2,403,965.59	-----	187,342,034.41
	2021					178,544,874.53	-----	-----	129,329,785.72	-----	49,215,088.81
	2020					52,736,448.65	-----	-----	41,436,182.88	-----	11,300,265.77
	2019					13,069,127.92	-----	-----	5,622,159.66	-----	7,446,968.26
	2018					5,160,027.33	-----	-----	437,172.99	-----	4,722,854.34
	2017					4,190,978.43	-----	-----	41,636.87	4,149,341.56	-----
	No Year					20,000,000.00	-----	-----	1,752,811.75	-----	18,247,188.25
	Subtotal		091	0101	000	273,701,456.86	189,746,000.00	-----	181,023,715.46	4,149,341.56	278,274,399.84
Impact Aid, Education Fund Resources:											
Undisbursed Funds	2022		091	0102	000	-----	1,552,277,000.00	-----	1,361,308,614.22	-----	190,968,385.78
	2021-2022					17,406,000.00	-----	-----	23,848.44	-----	17,382,151.56
	2021					207,646,804.00	-----	-----	-4,752,624.52	-----	212,399,428.52
	2020					4,670,521.37	-----	-----	3,874,380.00	-----	796,141.37
	2019-2020					15,393,242.87	-----	-----	7,951,116.92	-----	7,442,125.95
	2019					600,646.63	-----	-----	-100,163.28	-----	700,809.91
	2018					21,299.32	-----	-----	-----	-----	21,299.32
	2017-2018					863,929.75	-----	-----	731,652.54	-----	132,277.21
	2017					109,910.91	-----	-----	-----	109,910.91	-----
	No Year					12,705,381.95	4,835,000.00	-----	1,917,771.09	-----	15,622,610.86
	Subtotal		091	0102	000	259,417,736.80	1,557,112,000.00	-----	1,370,954,595.41	109,910.91	445,465,230.48
Safe Schools and Citizenship Education, Education Fund Resources:											
Undisbursed Funds	2022-2023		091	0203	000	-----	561,000,000.00	-----	365,719.32	-----	560,634,280.68
	2021-2022					80,828,286.92	-----	-----	6,986,306.29	-----	73,841,980.63
	2021					130,395,940.15	-----	-----	48,161,360.84	-----	82,234,579.31
	2020-2021					74,495,580.54	-----	-----	33,006,340.93	-----	41,489,239.61

Footnotes at End of Chapter

## Appropriations, Outlays, and Balances - Continued

Appropriation or Fund Account  Title	Account Symbol				Balances, Beginning of Fiscal Year	Appropriations and Other Obligational Authority <sup>1</sup>	Transfers Borrowings and Investment (Net) <sup>2</sup>	Outlays (Net)	Balances Withdrawn and Other Transactions <sup>3</sup>	Balances, End of Fiscal Year
	Period of Availability	ATA	AID	MAIN						
	2020				75,798,186.54	-----	-----	59,481,653.72	-----	16,316,532.82
	2019-2020				29,811,890.52	-----	-----	23,941,264.02	-----	5,870,626.50
	2019				7,513,612.49	-----	-----	4,644,068.58	-----	2,869,543.91
	2018-2019				5,087,318.94	-----	-----	5,087,317.94	-----	1.00
	2018				7,431,234.43	-----	-----	987,165.79	-----	6,444,068.64
	2017-2018				7,307,328.81	-----	-----	382,969.88	-----	6,924,358.93
	2017				1,175,528.55	-----	-----	-----	1,175,528.55	-----
	2016-2017				384,638.51	-----	-----	-----	384,638.51	-----
	No Year				17,359,611.25	-----	-----	1,552,519.05	-----	15,807,092.20
	Subtotal		091	0203	000	437,589,157.65	561,000,000.00	184,596,686.36	1,560,167.06	812,432,304.23
Education for the Disadvantaged, Education Fund Resources:										
Undisbursed Funds	2022-2023		091	0900	000	-----	7,306,490,000.00	-----	35,868,822.41	7,270,621,177.59
	2022					-----	10,923,059,385.00	-----	4,999,494,473.65	5,923,564,911.35
	2021-2022					6,255,369,818.31	-----	5,590,492,501.52	-----	664,877,316.79
	2021					5,563,881,611.74	-----	4,825,816,182.99	-----	738,065,428.75
	2020-2021					522,203,226.84	-----	236,755,074.61	-----	285,448,152.23
	2020					762,433,910.71	-----	521,193,363.66	-----	241,240,547.05
	2019-2020					277,149,129.13	-----	146,234,039.59	-----	130,915,089.54
	2019					145,052,094.10	-----	120,237,712.29	-----	24,814,381.81
	2018-2019					112,152,596.95	-----	94,067,419.59	-----	18,085,177.36
	2018					26,402,397.48	-----	2,294,704.98	-----	24,107,692.50
	2017-2018					29,288,595.50	-----	17,327,926.33	-----	11,960,669.17
	2017					9,565,964.13	-----	-2,988.83	9,568,952.96	-----
	2016-2017					111,123,386.64	-----	81,600,984.31	29,522,402.33	-----
	Subtotal		091	0900	000	13,814,622,731.53	18,229,549,385.00	16,671,380,217.10	39,091,355.29	15,333,700,544.14
School Improvement Programs, Education Fund Resources:										
Undisbursed Funds	2022-2025		091	1000	000	-----	1,000,000,000.00	-----	-----	1,000,000,000.00
	2022-2023					-----	3,807,312,000.00	-----	23,546,005.00	3,783,765,995.00
	2022					-----	1,838,523,000.00	-----	568,948,830.38	1,269,574,169.62
	2021-2022					3,587,395,133.76	-----	1,634,293,301.33	-----	1,953,101,832.43
	2021					1,162,931,863.16	-----	933,457,853.09	-----	229,474,010.07
	2020-2021					1,857,118,617.46	-----	1,321,677,621.71	-----	535,440,995.75
	2020					238,891,325.80	-----	166,499,735.15	-----	72,391,590.65
	2019-2020					563,327,978.06	-----	379,161,162.13	-----	184,166,815.93
	2019					39,669,724.92	-----	27,807,309.89	-----	11,862,415.03
	2018-2019					127,296,952.64	-----	88,813,799.04	-----	38,483,153.60
	2018					5,852,226.20	-----	472,074.03	-----	5,380,152.17

Footnotes at End of Chapter

Appropriations, Outlays, and Balances - Continued

Appropriation or Fund Account  Title	Account Symbol				Balances, Beginning of Fiscal Year	Appropriations and Other Obligational Authority <sup>1</sup>	Transfers Borrowings and Investment (Net) <sup>2</sup>	Outlays (Net)	Balances Withdrawn and Other Transactions <sup>3</sup>	Balances, End of Fiscal Year
	Period of Availability	ATA	AID	MAIN SUB						
	2017-2018				7,959,882.31	-----	-----	2,593,494.87	-----	5,366,387.44
	2017				11,597,452.64	-----	-----	-----	11,597,452.64	-----
	2016-2017				15,557,538.05	-----	-----	1,858,271.37	13,699,266.68	-----
	No Year				169,938,847.99	-----	-----	29,149,815.28	-----	140,789,032.71
	Subtotal		091	1000	7,787,537,542.99	6,645,835,000.00	-----	5,178,279,273.27	25,296,719.32	9,229,796,550.40
Total, Office of Elementary and Secondary Education					22,572,868,625.83	27,183,242,385.00	-----	23,586,234,487.60	70,207,494.14	26,099,669,029.09
<b>Office of Innovation and Improvement</b>										
<b>General Fund Accounts</b>										
Innovation and Improvement, Education Fund Resources:										
Undisbursed Funds										
	2022-2023		091	0204	-----	374,000,000.00	-----	761,429.14	-----	373,238,570.86
	2022				-----	926,730,000.00	-----	3,840,626.97	-----	922,889,373.03
	2021-2022				333,818,012.45	-----	-----	9,013,486.73	-----	324,804,525.72
	2021				779,068,810.82	-----	-2,465,259.05	152,810,467.03	-----	623,793,084.74
	2020-2021				320,324,315.89	-----	-----	37,019,109.16	-----	283,305,206.73
	2020				608,174,146.14	-----	-----	296,184,747.63	-----	311,989,398.51
	2019-2020				176,551,070.56	-----	-----	63,306,043.05	-----	113,245,027.51
	2019				243,788,030.63	-----	-----	103,343,707.34	-----	140,444,323.29
	2018-2019				145,937,907.16	-----	-----	49,409,176.68	-----	96,528,730.48
	2018				111,243,918.15	-----	-----	56,181,079.20	-----	55,062,838.95
	2017-2018				31,485,301.23	-----	-----	16,684,065.20	-----	14,801,236.03
	2017				76,338,093.45	-----	-----	21,905,796.43	54,432,297.02	-----
	2016-2017				19,999,455.10	-----	-----	18,946,097.23	1,053,357.87	-----
	No Year				67,241,573.17	-----	-----	-11,366,824.65	-----	78,608,397.82
	Subtotal		091	0204	2,913,970,634.75	1,300,730,000.00	-2,465,259.05	818,039,007.14	55,485,654.89	3,338,710,713.67
Total, Office of Innovation and Improvement					2,913,970,634.75	1,300,730,000.00	-2,465,259.05	818,039,007.14	55,485,654.89	3,338,710,713.67
<b>Office of English Language Acquisition</b>										
<b>General Fund Accounts</b>										
English Language Acquisition, Education Fund Resources:										
Undisbursed Funds										
	2022-2023		091	1300	-----	831,400,000.00	-----	2,475,422.25	-----	828,924,577.75
	2021-2022				794,534,694.88	-----	-----	332,938,496.19	-----	461,596,198.69
	2020-2021				430,027,264.34	-----	-----	345,888,933.97	-----	84,138,330.37
	2019-2020				83,499,169.82	-----	-----	57,821,457.68	-----	25,677,712.14
	2018-2019				15,470,352.51	-----	-----	14,353,525.20	-----	1,116,827.31
	2017-2018				1,452,929.59	-----	-----	-----	-----	1,452,929.59
	2016-2017				2,085,821.64	-----	-----	-----	2,085,821.64	-----
	Subtotal		091	1300	1,327,070,232.78	831,400,000.00	-----	753,477,835.29	2,085,821.64	1,402,906,575.85

Footnotes at End of Chapter

## Appropriations, Outlays, and Balances - Continued

Appropriation or Fund Account  Title	Account Symbol				Balances, Beginning of Fiscal Year	Appropriations and Other Obligational Authority <sup>1</sup>	Transfers Borrowings and Investment (Net) <sup>2</sup>	Outlays (Net)	Balances Withdrawn and Other Transactions <sup>3</sup>	Balances, End of Fiscal Year		
	Period of Availability	ATA	AID	MAIN							SUB	
Total, Office of English Language Acquisition												
					1,327,070,232.78	831,400,000.00	-----	753,477,835.29	2,085,821.64	1,402,906,575.85		
<b>Office of Special Education and Rehabilitative Services</b>												
<b>General Fund Accounts</b>												
Special Education, Education Fund Resources:												
Undisbursed Funds												
	2022-2023		091	0300	000	-----	4,966,176,000.00	-----	104,798,433.16	-----	4,861,377,566.84	
	2022					-----	9,552,943,000.00	-----	4,472,730,947.67	-----	5,080,212,052.33	
	2021-2022					-----	4,437,494,599.70	-----	3,961,882,507.47	-----	475,612,092.23	
	2021					-----	4,659,190,608.12	-----	3,966,072,020.26	-----	693,118,587.86	
	2020-2021					-----	563,985,861.59	-----	494,178,511.19	-----	69,807,350.40	
	2020					-----	646,476,466.94	-----	593,202,704.42	-----	53,273,762.52	
	2019-2020					-----	71,112,359.91	-----	61,426,302.01	-----	9,686,057.90	
	2019					-----	85,726,548.72	-----	74,471,859.61	-----	11,254,689.11	
	2018-2019					-----	8,161,050.58	-----	4,971,174.93	-----	3,189,875.65	
	2018					-----	5,592,637.55	-----	747,080.70	-----	4,845,556.85	
	2017-2018					-----	1,550,799.70	-----	-----	-----	1,550,799.70	
	2017					-----	5,530,953.73	-----	122,564.85	5,408,388.88	-----	
	2016-2017					-----	1,014,101.02	-----	-----	1,014,101.02	-----	
	No Year					-----	3,029,119,856.92	-----	809,199,011.39	-----	2,219,920,845.53	
	Subtotal		091	0300	000	-----	13,514,955,844.48	14,519,119,000.00	-----	14,543,803,117.66	6,422,489.90	13,483,849,236.92
Rehabilitation Services and Disability Research, Education Fund Resources:												
Undisbursed Funds												
	2022		091	0301	000	-----	3,650,655,103.00	-----	1,060,418,398.84	-----	2,590,236,704.16	
	2021-2022					-----	-----	177,352,358.00	15,750.00	-----	177,336,608.00	
	2021					-----	2,452,605,772.72	-177,352,358.00	1,740,178,009.58	-----	535,075,405.14	
	2020-2021					-----	114,608,306.28	-----	8,945,008.03	-----	105,663,298.25	
	2020					-----	537,377,816.28	-----	316,177,532.61	-----	221,200,283.67	
	2019					-----	129,703,959.63	-----	813,530.46	-----	128,890,429.17	
	2018					-----	82,913,688.06	-----	558,227.90	-----	82,355,460.16	
	2017					-----	102,937,585.29	-----	-----	102,937,585.29	-----	
	Subtotal		091	0301	000	-----	3,420,147,128.26	3,650,655,103.00	-----	3,127,106,457.42	102,937,585.29	3,840,758,188.55
American Printing House for the Blind, Special Institutions for Persons with Disabilities, Education Fund Resources:												
Undisbursed Funds												
	2022		091	0600	000	-----	40,431,000.00	-----	26,282,314.25	-----	14,148,685.75	
	2021					-----	12,315,964.16	-----	11,418,709.03	-----	897,255.13	
	2020					-----	1,001,329.19	-----	244,790.97	-----	756,538.22	
	2019					-----	91,651.52	-----	-----	-----	91,651.52	
	Subtotal		091	0600	000	-----	13,408,944.87	40,431,000.00	-----	37,945,814.25	-----	15,894,130.62

Footnotes at End of Chapter

Appropriations, Outlays, and Balances - Continued

Appropriation or Fund Account  Title	Account Symbol				Balances, Beginning of Fiscal Year	Appropriations and Other Obligational Authority <sup>1</sup>	Transfers Borrowings and Investment (Net) <sup>2</sup>	Outlays (Net)	Balances Withdrawn and Other Transactions <sup>3</sup>	Balances, End of Fiscal Year	
	Period of Availability	ATA	AID	MAIN SUB							
National Technical Institute for the Deaf, Special Institutions for Persons with Disabilities, Education Fund Resources: Undisbursed Funds	2021-2023		091	0601	000	19,250,000.00	-----	-----	3,306,576.46	-----	15,943,423.54
	2022					-----	88,500,000.00	-----	79,000,000.00	-----	9,500,000.00
	2021-2022					5,238,139.83	-----	-----	5,238,139.83	-----	-----
	2021					6,500,000.00	-----	-----	5,894,780.95	-----	605,219.05
	2020					1,685,730.91	-----	-----	1,335,061.21	-----	350,669.70
	2019					2,168,973.24	-----	-----	-----	-----	2,168,973.24
	No Year					230.00	-----	-----	-----	230.00	-----
	Subtotal		091	0601	000	34,843,073.98	88,500,000.00	-----	94,774,558.45	230.00	28,568,285.53
Gallaudet University, Special Institutions for Persons with Disabilities, Education Fund Resources: Undisbursed Funds	2021-2023		091	0602	000	19,250,000.00	-----	-----	14,750,000.00	-----	4,500,000.00
	2022					-----	146,361,000.00	-----	139,861,000.00	-----	6,500,000.00
	2021-2022					103,000.20	-----	-----	103,000.20	-----	-----
	2021					15,078,159.98	-----	-----	14,033,112.87	-----	1,045,047.11
	2020					1,728,659.16	-----	-----	1,728,659.16	-----	-----
	Subtotal		091	0602	000	36,159,819.34	146,361,000.00	-----	170,475,772.23	-----	12,045,047.11
Total, Office of Special Education and Rehabilitative Services						17,019,514,810.93	18,445,066,103.00	-----	17,974,105,720.01	109,360,305.19	17,381,114,888.73
<b>Office of Vocational and Adult Education</b>											
<b>General Fund Accounts</b>											
Career, Technical, and Adult Education, Education Fund Resources: Undisbursed Funds	2022-2023		091	0400	000	-----	1,300,436,000.00	-----	21,008,532.47	-----	1,279,427,467.53
	2022					-----	789,302,225.00	-----	269,778,709.80	-----	519,523,515.20
	2021-2022					1,220,480,045.29	-----	-----	846,267,205.08	-----	374,212,840.21
	2021					464,699,416.12	-----	-----	377,717,176.15	-----	86,982,239.97
	2020-2021					313,283,140.99	-----	-----	214,655,111.85	-----	98,628,029.14
	2020					59,462,664.47	-----	-----	39,089,571.99	-----	20,373,092.48
	2019-2020					77,527,817.18	-----	-----	70,599,415.49	-----	6,928,401.69
	2019					39,041,318.24	-----	-----	33,107,133.64	-----	5,934,184.60
	2018-2019					10,348,505.22	-----	-----	9,081,165.50	-----	1,267,339.72
	2018					925,142.17	-----	-----	-----	-----	925,142.17
	2017-2018					7,617,525.72	-----	-----	2,929,890.53	-----	4,687,635.19
	2017					2,008,694.59	-----	-----	-----	2,008,694.59	-----
	2016-2017					7,374,993.73	-----	-----	924,843.48	6,450,150.25	-----
	No Year					285,747.77	-----	-----	46,008.50	-----	239,739.27

Footnotes at End of Chapter



## Appropriations, Outlays, and Balances - Continued

Appropriation or Fund Account  Title	Account Symbol				Balances, Beginning of Fiscal Year	Appropriations and Other Obligational Authority <sup>1</sup>	Transfers Borrowings and Investment (Net) <sup>2</sup>	Outlays (Net)	Balances Withdrawn and Other Transactions <sup>3</sup>	Balances, End of Fiscal Year
	Period of Availability	ATA	AID	MAIN SUB						
Total, Office of Vocational and Adult Education	Subtotal		091	0400 000	2,203,055,011.49	2,089,738,225.00	-----	1,885,204,764.48	8,458,844.84	2,399,129,627.17
					2,203,055,011.49	2,089,738,225.00	-----	1,885,204,764.48	8,458,844.84	2,399,129,627.17
<b>Office of Postsecondary Education</b>										
<b>General Fund Accounts</b>										
Higher Education, Education Fund Resources:										
Undisbursed Funds										
	2022-2024		091	0201 000	-----	6,904,996.00	-----	-----	-----	6,904,996.00
	2022-2023				-----	76,000,000.00	-----	58,052.97	-----	75,941,947.03
	2022				-----	3,157,461,619.00	-----	20,772,814.75	-----	3,136,688,804.25
	2021-2022				95,980,839.03	-----	132,020,000.00	12,506,221.89	-----	215,494,617.14
	2021				2,669,663,367.72	-----	-133,456,031.43	1,297,782,993.48	-----	1,238,424,342.81
	2020-2021				151,060,071.25	-----	-----	43,853,416.16	-----	107,206,655.09
	2020				1,185,441,937.11	-----	-----	944,702,937.14	-----	240,738,999.97
	2019-2020				85,780,449.24	-----	-----	51,459,577.40	-----	34,320,871.84
	2019				163,263,826.12	-----	-----	94,307,126.53	-----	68,956,699.59
	2018-2019				9,401,733.40	-----	-----	7,810,868.58	-----	1,590,864.82
	2018				37,051,424.34	-----	-----	14,241,263.03	-----	22,810,161.31
	2017-2018				951,428.42	-----	-----	535,817.42	-----	415,611.00
	2017				31,245,044.38	-----	-----	665,255.92	30,579,788.46	-----
	2016-2017				493,240.00	-----	-----	-----	493,240.00	-----
	No Year				1,669,343.79	-----	-----	-----	-----	1,669,343.79
	Subtotal		091	0201 000	4,432,002,704.80	3,240,366,615.00	-1,436,031.43	2,488,696,345.27	31,073,028.46	5,151,163,914.64
Higher Education Facilities Loans and Insurance, Education Fund Resources:										
Undisbursed Funds										
	No Year		091	0240 000	612,836.08	-----	-----	-755,596.28	<sup>4</sup> 612,836.08	755,596.28
College Housing and Academic Facilities Loans Program, Education Fund Resources:										
Undisbursed Funds										
	2022		091	0241 000	-----	435,000.00	-----	333,792.03	-----	101,207.97
	2021				73,039.66	-----	-----	51,436.86	-----	21,602.80
	2020				7,688.79	-----	-----	2,544.92	-----	5,143.87
	2019				30,661.83	-----	-----	29.04	-----	30,632.79
	2018				10,539.98	-----	-----	709.26	-----	9,830.72
	2017				18,979.33	-----	-----	260.50	18,718.83	-----
	Subtotal		091	0241 000	140,909.59	435,000.00	-----	388,772.61	18,718.83	168,418.15
College Housing and Academic Facilities Loans, Liquidating Account, Education Fund Resources:										
Undisbursed Funds										
	No Year		091	0242 000	600,000.00	8,874,221.11	-8,874,221.11	-3,465,205.41	<sup>4</sup> 70,626.45	3,994,578.96

Footnotes at End of Chapter

Appropriations, Outlays, and Balances - Continued

Appropriation or Fund Account  Title	Account Symbol				Balances, Beginning of Fiscal Year	Appropriations and Other Obligational Authority <sup>1</sup>	Transfers Borrowings and Investment (Net) <sup>2</sup>	Outlays (Net)	Balances Withdrawn and Other Transactions <sup>3</sup>	Balances, End of Fiscal Year
	Period of Availability	ATA	AID	MAIN SUB						
Howard University, Education Fund Resources: Undisbursed Funds	2021-2023		091	0603 000	11,355,768.00	-----	-----	-----	-----	11,355,768.00
	2022				-----	340,613,000.00	-----	240,613,000.00	-----	100,000,000.00
	No Year				-----	3,405,000.00	-----	3,405,000.00	-----	-----
	Subtotal		091	0603 000	11,355,768.00	344,018,000.00	-----	244,018,000.00	-----	111,355,768.00
Historically Black College and University Capital Financing Program Account, Education Fund Resources: Undisbursed Funds	2022-2023		091	1901 000	-----	20,150,000.00	-----	-----	-----	20,150,000.00
	2022				-----	283,770,281.00	-----	283,699,077.77	-----	71,203.23
	2021-2022				42,684,290.00	-20,620,353.00	-----	5,240,212.00	-----	16,823,725.00
	2021				338,724,696.52	-----	-----	32,198.05	-----	338,692,498.47
	2020-2021				6,014,600.00	-----	-----	-----	-----	6,014,600.00
	2020				36,325,930.80	-----	-----	1,547.65	-----	36,324,383.15
	2019-2020				7,677,632.00	-----	-----	1,779,984.00	-----	5,897,648.00
	2019				6,720,388.44	-----	-----	-----	-----	6,720,388.44
	2018-2019				7,313,622.00	-----	-----	2,919,868.00	-----	4,393,754.00
	2018				743,084.18	-----	-----	283.70	-----	742,800.48
	2017-2018				12,390,477.00	-----	-----	-----	-----	12,390,477.00
	2017				102,694.03	-----	-----	161.16	102,532.87	-----
	2016-2017				12,188,943.00	-----	-----	-----	12,188,943.00	-----
	Subtotal		091	1901 000	470,886,357.97	283,299,928.00	-----	293,673,332.33	12,291,475.87	448,221,477.77
<b>Public Enterprise Funds</b>										
College Housing Loans, Education Fund Resources: Undisbursed Funds	No Year		091	4250 000	1,723,157.60	-----	-----	-1,593,927.39	<sup>4</sup> 1,703,199.48	1,613,885.51
Total, Office of Postsecondary Education					4,917,321,734.04	3,876,993,764.11	-10,310,252.54	3,020,961,721.13	45,769,885.17	5,717,273,639.31
<b>Office of Federal Student Aid</b>										
<b>General Fund Accounts</b>										
Student Financial Assistance, Education Fund Resources: Undisbursed Funds	2022-2023		091	0200 000	-----	29,663,222,000.00	-----	1,741,170,014.95	-----	27,922,051,985.05
	2021-2022				22,231,971,101.85	-1,050,000,000.00	-----	16,222,494,352.28	-----	4,959,476,749.57
	2020-2021				11,933,764,837.58	-----	-----	9,826,162,610.45	-----	2,107,602,227.13
	2019-2020				94,380,317.87	-----	-----	39,504,470.55	-----	54,875,847.32
	2018-2019				325,505,287.00	-----	-----	267,852,144.86	-----	57,653,142.14
	2017-2018				44,862,010.92	-----	-----	2,282,751.83	-----	42,579,259.09
	2016-2017				19,455,933.57	-----	-----	14,342,730.44	5,113,203.13	-----

Footnotes at End of Chapter

## Appropriations, Outlays, and Balances - Continued

Appropriation or Fund Account  Title	Account Symbol				Balances, Beginning of Fiscal Year	Appropriations and Other Obligational Authority <sup>1</sup>	Transfers Borrowings and Investment (Net) <sup>2</sup>	Outlays (Net)	Balances Withdrawn and Other Transactions <sup>3</sup>	Balances, End of Fiscal Year	
	Period of Availability	ATA	AID	MAIN SUB							
Subtotal		091	0200	000	34,649,939,488.79	28,613,222,000.00	-----	28,113,809,075.36	5,113,203.13	35,144,239,210.30	
Student Aid Administration, Education Fund Resources:											
Undisbursed Funds	2022-2023		091	0202	000	-----	2,033,943,000.00	-----	1,275,786,975.34	-----	758,156,024.66
	2021-2023					91,130,000.00	-----	30,567,171.29	-----	60,562,828.71	
	2021-2022					737,538,669.17	-----	640,383,140.10	-----	97,155,529.07	
	2020-2021					68,385,295.12	-----	50,532,063.33	-----	17,853,231.79	
	2019-2020					23,639,027.96	-----	1,876,020.05	-----	21,763,007.91	
	2018-2019					21,045,638.23	-----	998,629.10	-----	20,047,009.13	
	2017-2018					8,393,639.78	-----	779,958.55	-----	7,613,681.23	
	2016-2017					7,145,694.73	-----	56,106.19	7,089,588.54	-----	
	No Year					6,239,756.89	-----	533,847.66	-----	5,705,909.23	
Subtotal			091	0202	000	963,517,721.88	2,033,943,000.00	-----	2,001,513,911.61	7,089,588.54	988,857,221.73
Teach Grant Program Account, Education Fund Resources:											
Undisbursed Funds	2022		091	0206	000	-----	175,912,866.00	-----	167,672,181.00	-----	8,240,685.00
	2021					6,392,749.00	-----	4,293,740.00	-----	2,099,009.00	
	2020					2,028,830.00	-----	-----	-----	2,028,830.00	
	2019					2,025,423.00	-----	-----	-----	2,025,423.00	
	2018					8,910,603.00	-----	-----	-----	8,910,603.00	
	2017					1,036,993.00	-----	-----	1,036,993.00	-----	
Subtotal			091	0206	000	20,394,598.00	175,912,866.00	-----	171,965,921.00	1,036,993.00	23,304,550.00
Guaranteed Student Loans, Liquidating Account, Education Fund Resources:											
Undisbursed Funds	No Year		091	0230	000	77,992,278.02	-----	-2,296,981.26	4 74,432,306.76	5,856,952.52	
Federal Family Education Loan Program Account, Education Fund Resources:											
Undisbursed Funds	2022		091	0231	000	-----	34,896,378,642.00	-----	34,896,378,639.00	-----	3.00
Federal Direct Student Loan Program, Education Fund Resources:											
Undisbursed Funds	2022		091	0243	000	-----	474,096,269,183.00	-----	473,053,804,654.00	-----	1,042,464,529.00
	2021					572,805,368.00	-----	391,571,696.00	-----	181,233,672.00	
	2020					431,081,750.00	-----	-----	-----	431,081,750.00	
	2019					242,958,578.00	-----	-----	-----	242,958,578.00	
	2018					245,596,486.00	-----	-----	-----	245,596,486.00	
	2017					275,598,244.00	-----	-----	275,598,244.00	-----	
	No Year					730,795,240.90	25,000,000.00	-----	-----	755,795,240.90	
Subtotal			091	0243	000	2,498,835,666.90	474,121,269,183.00	-----	473,445,376,350.00	275,598,244.00	2,899,130,255.90

Footnotes at End of Chapter

Appropriations, Outlays, and Balances - Continued

Appropriation or Fund Account  Title	Account Symbol				Balances, Beginning of Fiscal Year	Appropriations and Other Obligational Authority <sup>1</sup>	Transfers Borrowings and Investment (Net) <sup>2</sup>	Outlays (Net)	Balances Withdrawn and Other Transactions <sup>3</sup>	Balances, End of Fiscal Year
	Period of Availability	ATA	AID	MAIN						
Health Education Assistance Loans Program Account, Education Fund Resources: Undisbursed Funds	2022		091	0247	000	----- 15,628,498.00	----- -----	15,628,498.00	----- -----	----- -----
Iraq and Afghanistan Service Grants Program, Office of Federal Student AID, Education Fund Resources: Undisbursed Funds	2022		091	0248	000	----- -----	----- -----	467,428.46	----- -----	231,604.54
	2021					96,102.86	-----	57,677.35	-----	38,425.51
	2020					0.50	-----	-----	-----	0.50
	2019					3,097.00	-----	-----	-----	3,097.00
	2018					3,168.62	-----	-----	-----	3,168.62
	2017					5,510.76	-----	-----	5,510.76	-----
	Subtotal		091	0248	000	107,879.74	699,033.00	525,105.81	5,510.76	276,296.17
<b>Special Fund Accounts</b>										
Student Financial Assistance Debt Collection, Education Fund Resources: Undisbursed Funds	No Year		091	5557	000	7,666,477.41	2,817,018.03	----- 62,327.43	----- 4 2,706,687.56	7,714,480.45
<b>Public Enterprise Funds</b>										
Federal Student Loan Reserve Fund, Education Fund Resources: Undisbursed Funds	No Year		091	4257	000	----- -----	----- -----	1,188,332,934.06	----- -----	----- -----
Funds Held Outside the Treasury						1,913,148,697.37	----- -----	-1,188,332,934.06	----- -----	724,815,763.31
	Subtotal		091	4257	000	1,913,148,697.37	-----	1,188,332,934.06	-----	724,815,763.31
Health Education Assistance Loans Liquidating Account, Education Fund Resources: Undisbursed Funds	No Year		091	4299	000	1,601,287.59	-----	----- -1,362,803.03	----- 4 1,601,287.59	1,362,803.03
Total, Office of Federal Student Aid						40,133,204,095.70	539,859,870,240.03	-----	539,829,932,977.98	367,583,821.34
<b>Institute of Education Sciences</b>										
<b>General Fund Accounts</b>										
Institute of Education Sciences, Education Fund Resources: Undisbursed Funds	2022-2023		091	1100	000	----- -----	737,021,000.00	----- -----	189,204,513.31	----- 547,816,486.69
	2021-2023					89,714,772.02	-----	2,240,037.62	-----	87,474,734.40
	2021-2022					509,361,877.44	-----	269,418,733.36	-----	239,943,144.08
	2020-2021					224,871,616.13	-----	145,946,743.42	-----	78,924,872.71
	2019-2020					58,410,486.70	-----	38,457,741.16	-----	19,952,745.54
	2018-2019					20,135,348.61	-----	12,385,832.82	-----	7,749,515.79
	2017-2018					4,453,835.92	-----	1,531,917.68	-----	2,921,918.24
	2016-2017					3,447,503.55	-----	118,027.30	3,329,476.25	-----

Footnotes at End of Chapter

## Appropriations, Outlays, and Balances - Continued

Appropriation or Fund Account	Account Symbol					Balances, Beginning of Fiscal Year	Appropriations and Other Obligational Authority <sup>1</sup>	Transfers Borrowings and Investment (Net) <sup>2</sup>	Outlays (Net)	Balances Withdrawn and Other Transactions <sup>3</sup>	Balances, End of Fiscal Year
Title	Period of Availability	ATA	AID	MAIN	SUB						
Total, Institute of Education Sciences	Subtotal		091	1100	000	910,395,440.37	737,021,000.00	-----	659,303,546.67	3,329,476.25	984,783,417.45
						910,395,440.37	737,021,000.00	-----	659,303,546.67	3,329,476.25	984,783,417.45
<b>Departmental Management</b>											
<b>General Fund Accounts</b>											
Information Technology System Modernization and Working Capital Fund, Departmental Management, Education Fund Resources:											
Undisbursed Funds	No Year		091	0249	000	-----	-----	3,901,290.48	-----	-----	3,901,290.48
Office for Civil Rights, Departmental Management, Education Fund Resources:											
Undisbursed Funds	2022		091	0700	000	-----	135,500,000.00	-----	104,742,791.73	-----	30,757,208.27
	2021					21,158,567.88	-----	-----	19,618,701.03	-----	1,539,866.85
	2020					6,547,584.85	-----	-----	3,145,463.26	-----	3,402,121.59
	2019					2,165,193.85	-----	-----	362,631.90	-----	1,802,561.95
	2018					2,792,351.61	-----	-----	181,184.16	-----	2,611,167.45
	2017					832,640.64	-----	-----	68,665.39	763,975.25	-----
	Subtotal		091	0700	000	33,496,338.83	135,500,000.00	-----	128,119,437.47	763,975.25	40,112,926.11
Program Administration, Departmental Management, Education Fund Resources:											
Undisbursed Funds	2021-2025		091	0800	000	-----	-----	15,000,000.00	-----	-----	15,000,000.00
	2021-2024					13,677,848.46	-----	-----	7,162,091.36	-----	6,515,757.10
	2021-2023					11,334,252.89	-----	-----	7,155,674.37	-----	4,178,578.52
	2022					-----	397,107,000.00	-----	294,815,728.34	-----	102,291,271.66
	2018-2022					2,335,025.76	-----	-----	150,697.99	-----	2,184,327.77
	2021					106,961,688.19	-----	-----	86,106,170.60	-----	20,855,517.59
	2020-2021					1,642,501.27	-----	-----	1,205,070.99	-----	437,430.28
	2020					33,472,138.93	-----	-----	8,554,631.24	-----	24,917,507.69
	2019-2020					1,000,000.00	-----	-----	-----	-----	1,000,000.00
	2019					18,476,051.66	-----	-----	6,252,095.32	-----	12,223,956.34
	2018					8,072,945.78	-----	-----	1,439,827.86	-----	6,633,117.92
	2017					4,371,444.67	-----	-----	360,871.36	4,010,573.31	-----
	No Year					1,060,751.00	4,800,000.00	-----	134,749.37	-----	5,726,001.63
	Subtotal		091	0800	000	202,404,648.61	401,907,000.00	15,000,000.00	413,337,608.80	4,010,573.31	201,963,466.50
Office of the Inspector General, Departmental Management, Education Fund Resources:											
Undisbursed Funds	2022		091	1400	000	-----	62,000,000.00	-----	45,973,069.97	-----	16,026,930.03
	2020-2022					4,646,601.41	-----	-----	4,433,226.64	-----	213,374.77
	2021					13,588,223.14	-----	-----	11,721,337.58	-----	1,866,885.56
	2020					3,999,641.05	-----	-----	566,774.99	-----	3,432,866.06
	2019					744,194.95	-----	-----	60,479.41	-----	683,715.54

Footnotes at End of Chapter

Appropriations, Outlays, and Balances - Continued

Appropriation or Fund Account  Title	Account Symbol				Balances, Beginning of Fiscal Year	Appropriations and Other Obligational Authority <sup>1</sup>	Transfers Borrowings and Investment (Net) <sup>2</sup>	Outlays (Net)	Balances Withdrawn and Other Transactions <sup>3</sup>	Balances, End of Fiscal Year
	Period of Availability	ATA	AID	MAIN SUB						
	2018				1,371,046.69	-----	-----	67,687.56	-----	1,303,359.13
	2017				1,143,022.42	-----	-----	30,500.06	1,112,522.36	-----
	No Year				14,225,445.84	2,000,000.00	-----	3,666,523.27	-----	12,558,922.57
	Subtotal		091	1400 000	39,718,175.50	64,000,000.00	-----	66,519,599.48	1,112,522.36	36,086,053.66
<b>Trust Fund Accounts</b>										
Contributions, Education Fund Resources: Undisbursed Funds	No Year		091	8258 000	994,512.37	973,000.00	-----	186,029.57	-----	1,781,482.80
Total, Departmental Management					276,613,675.31	602,380,000.00	18,901,290.48	608,162,675.32	5,887,070.92	283,845,219.55
<b>Hurricane Education Recovery</b>										
<b>General Fund Accounts</b>										
Hurricane Education Recovery, Office of Elementary and Secondary Education, Education Fund Resources: Undisbursed Funds	2018-2022		091	0013 000	1,623,817,845.15	-----	-----	79,111,163.94	-----	1,544,706,681.21
	2019-2020				54,816,359.87	-----	-----	15,145,511.45	-----	39,670,848.42
	Subtotal		091	0013 000	1,678,634,205.02	-----	-----	94,256,675.39	-----	1,584,377,529.63
Total, Hurricane Education Recovery					1,678,634,205.02	-----	-----	94,256,675.39	-----	1,584,377,529.63
<b>Deductions for Offsetting Receipts</b>										
Proprietary Receipts from the Public					-----	-29,100,897,055.32	-----	-29,100,897,055.32	-----	-----
Intrabudgetary Receipts Deducted by Agency					-----	15,230,751.06	-----	15,230,751.06	-----	-----
Total, Offsetting Receipts					-----	-29,085,666,304.26	-----	-29,085,666,304.26	-----	-----
Total, Department of Education					312,303,990,209.49	565,840,775,412.88	6,125,778.89	639,368,058,684.59	668,168,374.38	238,114,664,342.29
<b>Memorandum</b>										
<b>Financing Accounts</b>										
<b>Public Enterprise Funds</b>										
Guaranteed Student Loans, Financing Account, Education Fund Resources: Undisbursed Funds	No Year		091	4251 000	19,971,632,160.38	13,601,154.00	1,457,801,819.79	-16,801,806,075.19	<sup>4</sup> 993,399,491.00	37,251,441,718.36
Authority to Borrow from the Treasury					-----	1,457,801,820.79	-1,457,801,819.79	-----	-----	1.00
Subtotal			091	4251 000	19,971,632,160.38	1,471,402,974.79	-----	-16,801,806,075.19	993,399,491.00	37,251,441,719.36
College Housing and Academic Facilities, Financing Account, Education Fund Resources: Undisbursed Funds	No Year		091	4252 000	-2,269,924.31	-----	4,624,473.31	2,310,852.85	-----	43,696.15
Authority to Borrow from the Treasury					0.01	2,385,467.00	-2,385,467.01	-----	-----	-----
Subtotal			091	4252 000	-2,269,924.30	2,385,467.00	2,239,006.30	2,310,852.85	-----	43,696.15

Footnotes at End of Chapter

## Appropriations, Outlays, and Balances - Continued

Appropriation or Fund Account  Title	Account Symbol				Balances, Beginning of Fiscal Year	Appropriations and Other Obligational Authority <sup>1</sup>	Transfers Borrowings and Investment (Net) <sup>2</sup>	Outlays (Net)	Balances Withdrawn and Other Transactions <sup>3</sup>	Balances, End of Fiscal Year	
	Period of Availability	ATA	AID	MAIN							SUB
Federal Direct Loan Demonstration Financing Account, Education Fund Resources:											
Undisbursed Funds	No Year		091	4253	000	20,787,849,997.10	2,482,547,543.00	-304,754,972,570.00	-348,982,746,649.45	<sup>4</sup> 28,241,794,791.00	39,256,376,828.55
Authority to Borrow from the Treasury						41,233,816,689.78	175,201,063,316.00	-162,823,031,636.00	-----	11,982,317,803.00	41,629,530,566.78
Subtotal			091	4253	000	62,021,666,686.88	177,683,610,859.00	-467,578,004,206.00	-348,982,746,649.45	40,224,112,594.00	80,885,907,395.33
Historically Black College and University, Capital Financing, Direct Loan Financing Account, Education Fund Resources:											
Undisbursed Funds	No Year		091	4255	000	280,952,434.12	-----	<sup>5,6</sup> -82,719,704.65	108,426,335.08	-----	89,806,394.39
Authority to Borrow from the Treasury						712,242,082.30	473,504,504.00	-403,589,924.93	-----	20,906,346.00	761,250,315.37
Subtotal			091	4255	000	993,194,516.42	473,504,504.00	-486,309,629.58	108,426,335.08	20,906,346.00	851,056,709.76
Teach Grant Financing Account, Education Fund Resources:											
Undisbursed Funds	No Year		091	4290	000	39,952,734.76	1,324,569.00	-96,701,608.52	-104,903,119.58	<sup>4</sup> 4,327,215.00	45,151,599.82
Authority to Borrow from the Treasury						31,399,421.00	61,131,343.95	-56,274,868.95	-----	14,200,000.00	22,055,896.00
Subtotal			091	4290	000	71,352,155.76	62,455,912.95	-152,976,477.47	-104,903,119.58	18,527,215.00	67,207,495.82
Health Education Assistance Loans Financing Account, Education Fund Resources:											
Undisbursed Funds	No Year		091	4300	000	8,428,611.54	-----	97,528.00	-16,676,164.41	<sup>4</sup> 97,528.00	25,104,775.95
Authority to Borrow from the Treasury						-----	97,528.00	-97,528.00	-----	-----	-----
Subtotal			091	4300	000	8,428,611.54	97,528.00	-----	-16,676,164.41	97,528.00	25,104,775.95
Temporary Student Loan Purchase Authority Standard Put Financing Account, Education Fund Resources:											
Undisbursed Funds	No Year		091	4449	000	56,673,421.09	91,673,661.00	-3,161,070,927.35	-5,509,200,338.94	<sup>4</sup> 410,177,877.00	2,086,298,616.68
Authority to Borrow from the Treasury						-----	701,302,344.27	-701,302,344.27	-----	-----	-----
Subtotal			091	4449	000	56,673,421.09	792,976,005.27	-3,862,373,271.62	-5,509,200,338.94	410,177,877.00	2,086,298,616.68
Temporary Student Loan Purchase Authority Financing Account, Education Fund Resources:											
Undisbursed Funds	No Year		091	4453	000	70,990,365.48	171,826,937.00	-9,562,165,933.48	-10,988,255,305.97	<sup>4</sup> 775,823,044.00	893,083,630.97
Authority to Borrow from the Treasury						-----	1,110,696,504.85	-1,110,696,504.85	-----	-----	-----
Subtotal			091	4453	000	70,990,365.48	1,282,523,441.85	-10,672,862,438.33	-10,988,255,305.97	775,823,044.00	893,083,630.97
Temporary Student Loan Purchase Authority Conduit Financing Account, Education Fund Resources:											
Undisbursed Funds	No Year		091	4459	000	7,393,913.04	-----	7,175,418.97	5,375,791.41	-----	9,193,540.60
Authority to Borrow from the Treasury						-----	13,884,717.87	-13,884,717.87	-----	-----	-----
Subtotal			091	4459	000	7,393,913.04	13,884,717.87	-6,709,298.90	5,375,791.41	-----	9,193,540.60
Total, Financing Accounts						83,199,061,906.29	181,782,841,410.73	-482,756,996,315.60	-382,287,474,674.20	42,443,044,095.00	122,069,337,580.62

Footnotes at End of Chapter

---

**Footnotes**

---

- 1 The amounts in this column, unless otherwise footnoted, represent appropriations, increases and rescissions in borrowing authority or new contract authority. Appropriation accounts with appropriation transfer activity are presented in Table 1 (Appropriations and Appropriation Transfers) at the end of this chapter.
- 2 The amounts in this column, unless otherwise footnoted, represent transfers - other than appropriation transfers, borrowings (gross), investments (net), unrealized discounts or funds held outside the Treasury.
- 3 The amounts in this column, unless otherwise footnoted, represent obligated balances canceled for fiscal year 2017 pursuant to 31 U.S.C. 1553 and adjustments to borrowing and contract authority.
- 4 Represents capital transfer to miscellaneous receipts.
- 5 Includes \$109,037,307.35 which represents net borrowing from the Federal Financing Bank in lieu of issuance of agency debt.
- 6 Includes \$191,757,012.00 which represents net repayment of borrowing from the U.S. Treasury.



## Appropriations, Outlays, and Balances - Continued

### Footnotes

Table 1 - Appropriations and Appropriation Transfers - Department of Education

AID	ATA	Period of Availability	MAIN	Net Appropriations and Appropriation Transfers	Appropriation Amount	Net Appropriation Transfers	AID Involved	ATA Involved	Period of Availability Involved	MAIN Involved	Amount From or To (-)
091		22	0101	189,746,000.00	189,246,000.00	500,000.00	091		22	0201	500,000.00
091		2223	0200	29,748,222,000.00	29,761,272,000.00	-13,050,000.00	091		2224	0201	-6,050,000.00
							091		22	0800	-7,000,000.00
091		22	0201	3,171,996,619.00	3,173,111,000.00	-1,114,381.00	091		22	0101	-500,000.00
							091		2224	0201	-614,381.00
091		2224	0201	6,904,996.00	0.00	6,904,996.00	091		2223	0200	6,050,000.00
							091		22	0201	614,381.00
							091		22	0900	240,615.00
091		22	0400	789,302,225.00	791,000,000.00	-1,697,775.00	091	014	22	0400	-1,697,775.00
091		X	0603	3,405,000.00	0.00	3,405,000.00	091		22	0603	3,405,000.00
091		22	0603	340,613,000.00	344,018,000.00	-3,405,000.00	091		X	0603	-3,405,000.00
091		X	0800	4,800,000.00	0.00	4,800,000.00	091		22	0800	4,800,000.00
091		22	0800	397,107,000.00	394,907,000.00	2,200,000.00	091		2223	0200	7,000,000.00
							091		X	0800	-4,800,000.00
091		22	0900	10,923,059,385.00	10,923,300,000.00	-240,615.00	091		2224	0201	-240,615.00
Total				45,575,156,225.00	45,576,854,000.00	-1,697,775.00					-1,697,775.00

Appropriations, Outlays, and Balances - Continued

Appropriation or Fund Account  Title	Account Symbol				Balances, Beginning of Fiscal Year	Appropriations and Other Obligational Authority <sup>1</sup>	Transfers Borrowings and Investment (Net) <sup>2</sup>	Outlays (Net)	Balances Withdrawn and Other Transactions <sup>3</sup>	Balances, End of Fiscal Year	
	Period of Availability	ATA	AID	MAIN							SUB
<p align="center"><b>Department of Energy</b> <b>National Nuclear Security Administration</b> <b>General Fund Accounts</b></p>											
<p>Weapons Activities, National Nuclear Security Administration, Energy Fund Resources:</p>											
Undisbursed Funds	2022-2023		089	0240	000	-----	117,060,000.00	-----	83,258,238.09	-----	33,801,761.91
	2021-2022					30,291,956.89	-----	-----	29,363,750.18	-----	928,206.71
	2020-2021					-12,489,708.60	-----	-----	-11,969,635.41	-----	<sup>4</sup> -520,073.19
	2019-2020					697,332.66	-----	-----	39,821.74	-----	657,510.92
	2018-2019					526,932.70	-----	-----	5,523.60	-----	521,409.10
	2017-2018					355,394.61	-----	-----	-----	-----	355,394.61
	2016-2017					604,879.70	-----	-----	-31,831.16	636,710.86	-----
	No Year					10,946,191,462.13	15,802,940,000.00	-----	13,926,300,677.67	-----	12,822,830,784.46
	Subtotal		089	0240	000	10,966,178,250.09	15,920,000,000.00	-----	14,026,966,544.71	636,710.86	12,858,574,994.52
<p>Defense Nuclear Nonproliferation, National Nuclear Security Administration, Energy Fund Resources:</p>											
Undisbursed Funds	No Year		089	0309	000	2,191,826,976.53	2,057,768,307.00	-----	2,199,780,258.54	-----	2,049,815,024.99
<p>Federal Salaries and Expenses, National Nuclear Security Administration, Energy Fund Resources:</p>											
Undisbursed Funds	2022-2023		089	0313	000	-----	464,000,000.00	-----	368,010,302.29	-----	95,989,697.71
	2021-2022					91,484,766.85	-----	-----	83,613,446.84	-----	7,871,320.01
	2020-2021					8,392,460.56	-----	-----	6,292,594.02	-----	2,099,866.54
	2019-2020					2,452,747.29	-----	-----	331,305.73	-----	2,121,441.56
	2018-2019					1,604,404.34	-----	-----	279,478.34	-----	1,324,926.00
	2017-2018					1,151,418.20	-----	-----	33,439.85	-----	1,117,978.35
	2016-2017					2,246,431.51	-----	-----	47,463.94	2,198,967.57	-----
	No Year					996,209.45	-----	-----	809.24	-----	995,400.21
	Subtotal		089	0313	000	108,328,438.20	464,000,000.00	-----	458,608,840.25	2,198,967.57	111,520,630.38
<p>Naval Reactors, National Nuclear Security Administration, Energy Fund Resources:</p>											
Undisbursed Funds	2022-2023		089	0314	000	-----	55,579,000.00	-----	42,461,160.78	-----	13,117,839.22
	2021-2022					10,089,882.41	-----	-----	6,760,870.38	-----	3,329,012.03
	2020-2021					248,491.61	-----	-----	19,080.98	-----	229,410.63
	2019-2020					342,565.29	-----	-----	14,820.32	-----	327,744.97
	2018-2019					430,883.79	-----	-----	504.11	-----	430,379.68
	2017-2018					384,940.95	-----	-----	-----	-----	384,940.95
	2016-2017					567,520.91	-----	-----	-----	567,520.91	-----
	No Year					1,205,670,810.76	1,763,674,000.00	-----	1,414,357,201.23	-----	1,554,987,609.53

Footnotes at End of Chapter

## Appropriations, Outlays, and Balances - Continued

Appropriation or Fund Account  Title	Account Symbol				Balances, Beginning of Fiscal Year	Appropriations and Other Obligational Authority <sup>1</sup>	Transfers Borrowings and Investment (Net) <sup>2</sup>	Outlays (Net)	Balances Withdrawn and Other Transactions <sup>3</sup>	Balances, End of Fiscal Year
	Period of Availability	ATA	AID	MAIN SUB						
Total, National Nuclear Security Administration	Subtotal		089 0314	000	1,217,735,095.72	1,819,253,000.00	-----	1,463,613,637.80	567,520.91	1,572,806,937.01
					14,484,068,760.54	20,261,021,307.00	-----	18,148,969,281.30	3,403,199.34	16,592,717,586.90
<b>Environmental and Other Defense Activities</b>										
<b>General Fund Accounts</b>										
Defense Environmental Restoration and Waste Management, Energy Fund Resources:										
Undisbursed Funds	No Year		089 0242	000	126,060.35	-----	-126,060.35	-----	-----	-----
Other Defense Activities, Environmental and Other Defense Activities, Energy Fund Resources:										
Undisbursed Funds	2022-2023		089 0243	000	-----	337,636,000.00	-----	200,402,099.33	-----	137,233,900.67
	2021-2022				123,445,515.57	-----	-----	128,200,402.71	-----	-4,754,887.14
	2020-2021				-3,109,515.98	-----	-----	-2,143,181.20	-----	-966,334.78
	2019-2020				-4,435,865.54	-----	-----	-5,525,472.02	-----	1,089,606.48
	2018-2019				4,976,055.80	-----	-----	252,784.38	-----	4,723,271.42
	2017-2018				503,901.27	-----	-----	3,010.92	-----	500,890.35
	2016-2017				1,085,072.73	-----	-----	-1,020.00	1,086,092.73	-----
	No Year				464,281,482.14	647,364,000.00	-1,307,548.84	636,064,081.04	-----	474,273,852.26
	Subtotal		089 0243	000	586,746,645.99	985,000,000.00	-1,307,548.84	957,252,705.16	1,086,092.73	612,100,299.26
Defense Nuclear Waste Disposal, Environmental and Other Defense Activities, Energy Fund Resources:										
Undisbursed Funds	No Year		089 0244	000	3,277,376.70	-----	-----	988,685.65	-----	2,288,691.05
Defense Environmental Services, Energy Fund Resources:										
Undisbursed Funds	No Year		089 0249	000	9,449.56	-----	-----	-----	-----	9,449.56
Defense Environmental Cleanup, Environmental and Other Defense Activities, Energy Fund Resources:										
Undisbursed Funds	2022-2023		089 0251	000	-----	305,207,000.00	-----	228,442,633.37	-----	76,764,366.63
	2022				-----	573,333,000.00	-----	573,333,000.00	-----	-----
	2021-2022				83,577,951.34	-----	-----	79,507,080.59	-----	4,070,870.75
	2020-2021				4,309,427.43	-----	-----	2,470,574.88	-----	1,838,852.55
	2019-2020				4,008,961.32	-----	-----	536,691.12	-----	3,472,270.20
	2018-2019				2,311,886.40	-----	-----	251,611.15	-----	2,060,275.25
	2017-2018				849,168.38	-----	-----	44,994.80	-----	804,173.58
	2016-2017				1,027,634.80	-----	-----	-----	1,027,634.80	-----
	No Year				3,733,145,912.82	6,403,588,500.00	126,060.35	5,915,937,020.39	-----	4,220,923,452.78
	Subtotal		089 0251	000	3,829,230,942.49	7,282,128,500.00	126,060.35	6,800,523,606.30	1,027,634.80	4,309,934,261.74
Total, Environmental and Other Defense Activities					4,419,390,475.09	8,267,128,500.00	-1,307,548.84	7,758,764,997.11	2,113,727.53	4,924,332,701.61

Footnotes at End of Chapter

Appropriations, Outlays, and Balances - Continued

Appropriation or Fund Account  Title	Account Symbol				Balances, Beginning of Fiscal Year	Appropriations and Other Obligational Authority <sup>1</sup>	Transfers Borrowings and Investment (Net) <sup>2</sup>	Outlays (Net)	Balances Withdrawn and Other Transactions <sup>3</sup>	Balances, End of Fiscal Year
	Period of Availability	ATA	AID	MAIN						
<b>Energy Programs</b>										
<b>General Fund Accounts</b>										
Title 17 Innovative Technology Loan Guarantee Program, Energy Programs, Energy Fund Resources:										
Undisbursed Funds	2022-2026		089	0208	000	----- 8,600,000,000.00	-----	----- -----	-----	8,600,000,000.00
	2022-2023					----- 25,712,189.30	-----	----- 1,285,646.20	-----	24,426,543.10
	2021-2022					31,662,186.19	-----	----- 27,917,171.20	-----	3,745,014.99
	2020-2021					9,224,651.36	-----	----- 7,998,161.05	-----	1,226,490.31
	2019-2020					1,318,377.71	-----	----- 393,734.50	-----	924,643.21
	2018-2019					1,890,478.64	-----	----- 29,422.60	-----	1,861,056.04
	2017-2018					394,063.52	-----	----- 62,617.57	-----	331,445.95
	2016-2017					542,647.37	-----	-----	542,647.37	-----
	No Year					160,863,067.17	-----	----- 21,876,246.89	-----	160,802,799.68
	Subtotal		089	0208	000	205,895,471.96	-----	59,563,000.01	542,647.37	8,793,317,993.28
Title 17-Innovative Technology Loan Guarantee Program-Recovery Act, Energy Programs, Energy Fund Resources:										
Undisbursed Funds	No Year		089	0209	000	105,876,445.54	-----	----- 4,000.00	-----	105,872,445.54
Salaries and Expenses, Federal Energy Regulatory Commission, Energy Fund Resources:										
Undisbursed Funds	2022-2031		089	0212	000	----- 100,000,000.00	-----	-----	-----	100,000,000.00
	No Year					153,596,810.52	-----	----- 4,155,421.96	-----	149,441,388.56
	Subtotal		089	0212	000	153,596,810.52	-----	4,155,421.96	-----	249,441,388.56
Fossil Energy and Carbon Management, Energy Programs, Energy Fund Resources:										
Undisbursed Funds	2022-2027		089	0213	000	----- 150,000,000.00	-----	-----	-----	150,000,000.00
	2022-2023					----- 66,800,000.00	-----	----- 47,368,120.27	-----	19,431,879.73
	2021-2022					18,487,952.13	-----	----- 18,116,488.70	-----	371,463.43
	2020-2021					492,972.31	-----	----- 87,774.16	-----	405,198.15
	2019-2020					616,375.75	-----	----- 357,969.49	-----	258,406.26
	2018-2019					182,676.32	-----	-----	-----	182,676.32
	2017-2018					129,240.05	-----	-----	-----	129,240.05
	2016-2017					838,014.91	-----	-----	838,014.91	-----
	No Year					1,325,509,514.14	-----	----- 659,940,892.04	-----	3,239,700,405.10
	Subtotal		089	0213	000	1,346,256,745.61	-----	725,871,244.66	838,014.91	3,410,479,269.04
Energy Conservation, Energy Fund Resources:										
Undisbursed Funds	No Year		089	0215	000	12.11	-----	-----	-----	12.11

Footnotes at End of Chapter

## Appropriations, Outlays, and Balances - Continued

Appropriation or Fund Account	Account Symbol				Balances, Beginning of Fiscal Year	Appropriations and Other Obligational Authority <sup>1</sup>	Transfers Borrowings and Investment (Net) <sup>2</sup>	Outlays (Net)	Balances Withdrawn and Other Transactions <sup>3</sup>	Balances, End of Fiscal Year	
Title	Period of Availability	ATA	AID	MAIN							SUB
Energy Information Administration, Energy Programs, Energy Fund Resources: Undisbursed Funds	No Year		089	0216	000	47,369,269.63	129,087,000.00	-----	128,625,623.56	-----	47,830,646.07
Strategic Petroleum Reserve, Energy Programs, Energy Fund Resources: Undisbursed Funds	No Year		089	0218	000	171,453,881.58	262,300,000.00	-----	218,431,640.38	-----	215,322,241.20
Naval Petroleum and Oil Shale Reserves, Energy Programs, Energy Fund Resources: Undisbursed Funds	No Year		089	0219	000	14,993,483.09	13,650,000.00	-----	11,773,476.63	-----	16,870,006.46
Science, Energy Programs, Energy Fund Resources: Undisbursed Funds	2022-2027		089	0222	000	-----	1,550,000,000.00	-----	3,753.12	-----	1,549,996,246.88
	2020-2024					-----	-----	-----	89,133.76	-----	<sup>4</sup> -89,133.76
	2022-2023					-----	202,000,000.00	-----	150,628,640.26	-----	51,371,359.74
	2021-2022					41,040,458.24	-----	-----	41,388,176.33	-----	<sup>4</sup> -347,718.09
	2020-2021					-767,228.49	-----	-----	-615,826.51	-----	<sup>4</sup> -151,401.98
	2019-2020					615,780.79	-----	-----	-367,157.23	-----	982,938.02
	2018-2019					259,693.62	-----	-----	93,050.87	-----	166,642.75
	2017-2018					86,769.37	-----	-----	-1,015.00	-----	87,784.37
	2016-2017					348,130.79	-----	-----	-----	348,130.79	-----
	No Year					8,265,349,634.32	7,457,954,990.00	-----	6,952,217,061.99	-----	8,771,087,562.33
	Subtotal		089	0222	000	8,306,933,238.64	9,209,954,990.00	-----	7,143,435,817.59	348,130.79	10,373,104,280.26
Energy Supply, Energy Fund Resources: Undisbursed Funds	No Year		089	0224	000	6,014,794.96	-----	-----	-3,779.45	-----	6,018,574.41
SPR Petroleum Account, Energy Programs, Energy Fund Resources: Undisbursed Funds	No Year		089	0233	000	29,303,874.49	7,350,000.00	-----	-10,994,580,856.93	-----	11,031,234,731.42
Clean Coal Technology, Energy Programs, Energy Fund Resources: Undisbursed Funds	No Year		089	0235	000	2,114,877.39	-----	-----	-----	-----	2,114,877.39
Non-Defense Environmental Cleanup, Energy Programs, Energy Fund Resources: Undisbursed Funds	No Year		089	0315	000	288,264,325.15	333,863,000.00	-----	309,332,757.43	-----	312,794,567.72
Electricity, Energy Programs, Energy Fund Resources: Undisbursed Funds	2022-2031		089	0318	000	-----	100,000,000.00	-----	-----	-----	100,000,000.00
	2022-2030					-----	2,000,000,000.00	-----	-----	-----	2,000,000,000.00
	2022-2029					-----	760,000,000.00	-----	-----	-----	760,000,000.00
	2022-2023					-----	20,000,000.00	-----	4,577,930.85	-----	15,422,069.15
	2021-2022					11,782,827.98	-----	-----	11,371,162.30	-----	411,665.68

Footnotes at End of Chapter

Appropriations, Outlays, and Balances - Continued

Appropriation or Fund Account  Title	Account Symbol				Balances, Beginning of Fiscal Year	Appropriations and Other Obligational Authority <sup>1</sup>	Transfers Borrowings and Investment (Net) <sup>2</sup>	Outlays (Net)	Balances Withdrawn and Other Transactions <sup>3</sup>	Balances, End of Fiscal Year	
	Period of Availability	ATA	AID	MAIN							SUB
	2020-2021				616,359.44	-----	-----	549,508.12	-----	66,851.32	
	2019-2020				181,984.17	-----	-----	-2,994.24	-----	184,978.41	
	2018-2019				27,159.51	-----	-----	3,445.73	-----	23,713.78	
	2017-2018				19,537.17	-----	-----	-----	-----	19,537.17	
	2016-2017				94,906.13	-----	-----	7,009.00	87,897.13	-----	
	No Year				291,770,962.78	1,909,098,697.00	-1,860,156.56	192,239,872.72	-----	2,006,769,630.50	
	Subtotal		089	0318	000	304,493,737.18	4,789,098,697.00	-1,860,156.56	208,745,934.48	87,897.13	4,882,898,446.01
Nuclear Energy, Energy Programs, Energy Fund Resources:											
Undisbursed Funds	2022-2027		089	0319	000	-----	150,000,000.00	-----	-----	-----	150,000,000.00
	2022-2026					-----	700,000,000.00	-----	-----	-----	700,000,000.00
	2022-2023					-----	80,000,000.00	-----	-----	-----	23,484,839.47
	2021-2022				31,865,734.10	-----	7,065,000.00	30,316,395.05	-----	-----	8,614,339.05
	2020-2021				7,772,207.05	-----	-----	3,661,973.94	-----	-----	4,110,233.11
	2019-2020				4,397,855.31	-----	-----	1,790,527.98	-----	-----	2,607,327.33
	2018-2019				6,241,307.29	-----	-----	102,008.28	-----	-----	6,139,299.01
	2017-2018				767,568.15	-----	-----	147,307.44	-----	-----	620,260.71
	2016-2017				439,382.42	-----	-----	1,934.40	437,448.02	-----	-----
	No Year				1,542,012,464.18	2,836,635,025.00	-----	1,464,144,110.10	-----	-----	2,914,503,379.08
	Subtotal		089	0319	000	1,593,496,518.50	3,766,635,025.00	7,065,000.00	1,556,679,417.72	437,448.02	3,810,079,677.76
Energy Efficiency and Renewable Energy, Energy Programs, Energy Fund Resources:											
Undisbursed Funds	2022-2031		089	0321	000	-----	11,000,000,000.00	-----	-----	-----	11,000,000,000.00
	2022-2029					-----	1,000,000,000.00	-----	-----	-----	1,000,000,000.00
	2022-2027					-----	150,000,000.00	-----	-----	-----	150,000,000.00
	2022-2023					-----	209,453,000.00	-----	118,847,623.45	-----	90,605,376.55
	2021-2022				63,702,763.09	-----	-----	61,546,812.17	-----	-----	2,155,950.92
	2020-2021				3,978,994.87	-----	-----	3,503,153.20	-----	-----	475,841.67
	2019-2020				1,285,413.24	-----	-----	556,564.21	-----	-----	728,849.03
	2018-2019				184,683.41	-----	-----	-----	-----	-----	184,683.41
	2017-2018				1,168,592.19	-----	-----	1,015.00	-----	-----	1,167,577.19
	2016-2017				2,761,029.90	-----	-----	135,761.58	2,625,268.32	-----	-----
	No Year				5,287,780,889.03	11,065,441,798.00	-----	2,267,719,653.68	-----	-----	14,085,503,033.35
	Subtotal		089	0321	000	5,360,862,365.73	23,424,894,798.00	-----	2,452,310,583.29	2,625,268.32	26,330,821,312.12
Advanced Technology Vehicles Manufacturing Loan Program Account, Energy Programs, Energy Fund Resources:											
Undisbursed Funds	2022-2028		089	0322	000	-----	3,000,000,000.00	-----	-----	-----	3,000,000,000.00
	2022-2023					-----	5,000,000.00	-----	2,669,522.62	-----	2,330,477.38
	2021-2022				4,812,832.14	-----	-----	3,789,079.67	-----	-----	1,023,752.47

Footnotes at End of Chapter

## Appropriations, Outlays, and Balances - Continued

Appropriation or Fund Account  Title	Account Symbol				Balances, Beginning of Fiscal Year	Appropriations and Other Obligational Authority <sup>1</sup>	Transfers Borrowings and Investment (Net) <sup>2</sup>	Outlays (Net)	Balances Withdrawn and Other Transactions <sup>3</sup>	Balances, End of Fiscal Year
	Period of Availability	ATA	AID	MAIN						
	2020-2021				2,120,985.43	-----	-----	1,895,056.63	-----	225,928.80
	2019-2020				236,653.36	-----	-----	116,940.40	-----	119,712.96
	2018-2019				1,407,993.13	-----	-----	12,094.38	-----	1,395,898.75
	2017-2018				41,541.90	-----	-----	-----	-----	41,541.90
	2016-2017				256,912.58	-----	-----	-----	256,912.58	-----
	No Year				2,425,647,378.23	-----	-----	891.12	-----	2,425,646,487.11
	Subtotal		089	0322	000	2,434,524,296.77	3,005,000,000.00	8,483,584.82	256,912.58	5,430,783,799.37
Advanced Research Projects Agency-Energy, Energy Programs, Energy Fund Resources:										
Undisbursed Funds	2022-2023		089	0337	000	-----	36,000,000.00	-----	-----	13,362,795.06
	2021-2022					12,993,429.11	-----	11,094,445.81	-----	1,898,983.30
	2020-2021					764,192.57	-----	228,134.68	-----	536,057.89
	2019-2020					93,372.25	-----	-1,880.15	-----	95,252.40
	2018-2019					180,582.51	-----	-----	-----	180,582.51
	2017-2018					5,600.12	-----	-----	-----	5,600.12
	2016-2017					25,500.00	-----	25,500.00	-----	-----
	No Year					1,237,692,693.22	414,000,000.00	305,011,192.41	-----	1,346,681,500.81
	Subtotal		089	0337	000	1,251,755,369.78	450,000,000.00	338,994,597.69	-----	1,362,760,772.09
Indian Energy Policy and Programs, Energy Programs, Energy Fund Resources:										
Undisbursed Funds	2022-2023		089	0342	000	-----	5,523,000.00	-----	2,602,978.04	2,920,021.96
	2021-2022					4,418,356.86	-----	2,628,671.33	-----	1,789,685.53
	2020-2021					1,930,987.65	-----	1,389,464.63	-----	541,523.02
	2019-2020					238,099.56	-----	-----	-----	238,099.56
	No Year					36,429,713.74	52,477,000.00	4,788,189.07	-----	84,118,524.67
	Subtotal		089	0342	000	43,017,157.81	58,000,000.00	11,409,303.07	-----	89,607,854.74
Technology Transitions, Energy Programs, Energy Fund Resources:										
Undisbursed Funds	2022-2023		089	0346	000	-----	8,375,000.00	-----	5,166,527.50	3,208,472.50
	No Year					-----	11,095,000.00	828,160.13	-----	10,266,839.87
	Subtotal		089	0346	000	- 0 -	19,470,000.00	5,994,687.63	-----	13,475,312.37
Tribal Energy Loan Guarantee Program, Energy Programs, Energy Fund Resources:										
Undisbursed Funds	2022-2028		089	0350	000	-----	75,000,000.00	-----	-----	75,000,000.00
	2022-2023					-----	2,000,000.00	134,920.25	-----	1,865,079.75
	2021-2022					2,000,000.00	-----	1,449,410.80	-----	550,589.20
	2020-2021					1,398,814.64	-----	928,044.95	-----	470,769.69
	2019-2020					64,236.65	-----	-----	-----	64,236.65
	2018-2019					471,408.63	-----	-----	-----	471,408.63
	No Year					8,939,453.80	-----	-----	-----	8,939,453.80

Footnotes at End of Chapter

Appropriations, Outlays, and Balances - Continued

Appropriation or Fund Account  Title	Account Symbol				Balances, Beginning of Fiscal Year	Appropriations and Other Obligational Authority <sup>1</sup>	Transfers Borrowings and Investment (Net) <sup>2</sup>	Outlays (Net)	Balances Withdrawn and Other Transactions <sup>3</sup>	Balances, End of Fiscal Year	
	Period of Availability	ATA	AID	MAIN							SUB
	Subtotal		089	0350	000	12,873,913.72	77,000,000.00	-----	2,512,376.00	-----	87,361,537.72
Defense Production Act, Energy Programs, Energy Fund Resources:											
Undisbursed Funds	2022-2024		089	0360	000	-----	250,000,000.00	-----	-----	-----	250,000,000.00
Cybersecurity, Energy Security, and Emergency Response, Energy Programs, Energy Fund Resources:											
Undisbursed Funds	2022-2023		089	2250	000	-----	16,000,000.00	-----	9,661,981.35	-----	6,338,018.65
	2021-2022					6,124,527.26	-----	-----	6,088,385.74	-----	36,141.52
	2020-2021					99,158.63	-----	-----	34,820.26	-----	64,338.37
	2019-2020					411,435.31	-----	-----	-----	-----	411,435.31
	No Year					240,919,182.86	318,226,500.00	1,860,156.56	105,555,448.95	-----	455,450,390.47
	Subtotal		089	2250	000	247,554,304.06	334,226,500.00	1,860,156.56	121,340,636.30	-----	462,300,324.32
Clean Energy Demonstrations, Energy Programs, Energy Fund Resources:											
Undisbursed Funds	2022-2026		089	2297	000	-----	5,812,000,000.00	-----	-----	-----	5,812,000,000.00
	2022-2023					-----	8,000,000.00	-----	4,604,424.17	-----	3,395,575.83
	No Year					-----	5,128,995,500.00	-----	5,471,992.93	-----	5,123,523,507.07
	Subtotal		089	2297	000	- 0 -	10,948,995,500.00	-----	10,076,417.10	-----	10,938,919,082.90
National Energy Technology Laboratory Research and Development, Energy Fund Resources:											
Undisbursed Funds	No Year		089	2298	000	2,772,817.00	-----	-----	-2,955,430.55	-----	5,728,247.55
Carbon Dioxide Transportation Infrastructure Finance and Innovation Program Account, Energy Programs, Energy Fund Resources:											
Undisbursed Funds	No Year		089	2300	000	-----	2,994,000.00	-----	360,324.48	-----	2,633,675.52
Environmental Reviews, Energy Programs, Energy Fund Resources:											
Undisbursed Funds	2022-2031		089	2304	000	-----	115,000,000.00	-----	-----	-----	115,000,000.00
<b>Special Fund Accounts</b>											
Payment to States Under Federal Power Act, Energy Fund Resources:											
Undisbursed Funds	No Year		089	5105	000	<sup>5</sup> -----	3,433,285.92	-----	3,433,285.92	-----	-----
Nuclear Waste Disposal, Energy Programs, Energy Fund Resources:											
Undisbursed Funds	No Year		089	5227	000	19,539,090.78	1,761,780,370.84	-1,735,785,160.64	19,217,046.22	-----	26,317,254.76
Unrealized Discount on Investments						-214,283,417.56	-----	-62,375,901.25	-----	-----	-276,659,318.81
Unamortized Premium and Discount						-11,250,587,499.57	-----	484,976,686.79	-----	-----	-10,765,610,812.78
Investments in US Treasury Securities						55,318,509,419.81	-----	1,313,184,375.10	-----	-----	56,631,693,794.91
	Subtotal		089	5227	000	43,873,177,593.46	1,761,780,370.84	0.00	19,217,046.22	-----	45,615,740,918.08

Footnotes at End of Chapter



**Appropriations, Outlays, and Balances - Continued**

Appropriation or Fund Account  Title	Account Symbol				Balances, Beginning of Fiscal Year	Appropriations and Other Obligational Authority <sup>1</sup>	Transfers Borrowings and Investment (Net) <sup>2</sup>	Outlays (Net)	Balances Withdrawn and Other Transactions <sup>3</sup>	Balances, End of Fiscal Year	
	Period of Availability	ATA	AID	MAIN							SUB
Uranium Enrichment Decontamination and Decommissioning Fund, Energy Programs, Energy Fund Resources:											
Undisbursed Funds	No Year		089	5231	000	29,984,062.24	1,420,419,554.23	-421,586,098.34	928,862,838.68	-----	99,954,679.45
Unrealized Discount on Investments						-----	-----	-5,667,901.66	-----	-----	-5,667,901.66
Investments in US Treasury Securities						343,960,000.00	-----	427,254,000.00	-----	-----	771,214,000.00
Subtotal			089	5231	000	373,944,062.24	1,420,419,554.23	-----	928,862,838.68	-----	865,500,777.79
Northeast Home Heating Oil Reserve, Energy Programs, Energy Fund Resources:											
Undisbursed Funds	No Year		089	5369	000	9,688,410.90	6,500,000.00	-----	6,111,987.54	-----	10,076,423.36
Ultra-Deepwater and Unconventional Natural Gas and Other Petroleum Research Fund, Energy Fund Resources:											
Undisbursed Funds	No Year		089	5523	000	7,149,192.34	-----	-----	-----	-----	7,149,192.34
Energy Security and Infrastructure Modernization Fund Fund Resources:											
Undisbursed Funds	No Year		089	5615	000	1,084,229,152.81	-----	-----	167,312,336.65	-----	916,916,816.16
<b>Public Enterprise Funds</b>											
Expenses, Isotope Production and Distribution Program Fund, Energy Fund Resources:											
Undisbursed Funds	No Year		089	4180	000	136,047,914.01	-----	-----	-21,470,569.58	-----	157,518,483.59
<b>Trust Fund Accounts</b>											
Advances for Cooperative Work, Departmental Operations, Energy Fund Resources:											
Undisbursed Funds	No Year		089	8575	000	68,467.57	-----	-----	-----	-----	68,467.57
Total, Energy Programs						67,413,728,504.55	71,928,112,672.69	7,065,000.00	3,424,027,703.30	5,136,319.12	135,919,742,154.82
<b>Power Marketing Administration</b>											
<b>General Fund Accounts</b>											
Operation and Maintenance, Southeastern Power Administration, Power Marketing Administrations, Energy Fund Resources:											
Undisbursed Funds	No Year		089	0302	000	35,666,334.72	-----	-----	5,564,377.05	-----	30,101,957.67
Operation and Maintenance, Southwestern Power Administration, Power Marketing Administrations, Energy Fund Resources:											
Undisbursed Funds	No Year		089	0303	000	279,323,895.53	10,400,000.00	-----	-32,747,543.70	-----	322,471,439.23
Operation and Maintenance, Alaska Power Administration, Power Marketing Administration, Energy Fund Resources:											
Undisbursed Funds	No Year		089	0304	000	300,006.00	-----	-----	-----	-----	300,006.00
<b>Special Fund Accounts</b>											

Footnotes at End of Chapter

Appropriations, Outlays, and Balances - Continued

Appropriation or Fund Account  Title	Account Symbol				Balances, Beginning of Fiscal Year	Appropriations and Other Obligational Authority <sup>1</sup>	Transfers Borrowings and Investment (Net) <sup>2</sup>	Outlays (Net)	Balances Withdrawn and Other Transactions <sup>3</sup>	Balances, End of Fiscal Year
	Period of Availability	ATA	AID	MAIN SUB						
Construction, Rehabilitation, Operation, and Maintenance, Western Area Power Administration, Power Marketing Administration, Energy Fund Resources: Undisbursed Funds	No Year		089	5068 000	813,253,500.15	504,772,000.00	-----	239,941,245.12	-----	1,078,084,255.03
Emergency Fund, Western Area Power Administration, Power Marketing Administration, Energy Fund Resources: Undisbursed Funds	No Year		089	5069 000	500,000.00	-----	-----	-----	-----	500,000.00
Falcon and Amistad Operating and Maintenance Fund, Energy Fund Resources: Undisbursed Funds	No Year		089	5178 000	9,207,392.59	228,000.00	-----	-752,396.76	-----	10,187,789.35
Continuing Fund, Southwestern Power Administration, Power Marketing Administration, Energy Fund Resources: Undisbursed Funds	No Year		089	5649 000	300,000.00	-----	-----	-----	-----	300,000.00
Continuing Fund, Southeastern Power Administration, Power Marketing Administration, Energy Fund Resources: Undisbursed Funds	No Year		089	5653 000	50,000.00	-----	-----	-----	-----	50,000.00
<b>Public Enterprise Funds</b>										
Bonneville Power Administration Fund, Power Marketing Administration, Energy Fund Resources: Undisbursed Funds	No Year		089	4045 000	768,329,519.29	-336,666,820.88	<sup>6</sup> -1,560,200,000.00	-1,212,147,137.98	-----	83,609,836.39
Transfer To:										
Corps of Engineers	No Year	096	089	4045 000	11,795,322.56	414,646,202.77	-----	406,571,489.57	-----	19,870,035.76
Unrealized Discount on Investments					-----	-----	-8,696,259.19	-----	-----	-8,696,259.19
Investments in US Treasury Securities					-----	-----	1,618,696,259.19	-----	-----	1,618,696,259.19
Authority to Borrow from the Treasury					-----	739,000,000.00	-739,000,000.00	-----	-----	-----
Unfunded Contract Authority					2,378,603,086.99	<sup>7</sup> 1,269,748,808.09	-----	-----	2,378,603,086.99	1,269,748,808.09
Subtotal			089	4045 000	3,158,727,928.84	2,086,728,189.98	-689,200,000.00	-805,575,648.41	2,378,603,086.99	2,983,228,680.24
Western Area Power Administration, Borrowing Authority - Recovery Act, Energy Fund Resources: Undisbursed Funds	No Year		089	4404 000	18,952,534.84	-----	-----	-1,658,945.93	-----	20,611,480.77
Authority to Borrow from the Treasury					14,790,479.76	-----	-----	-----	-----	14,790,479.76
Subtotal			089	4404 000	33,743,014.60	-----	-----	-1,658,945.93	-----	35,401,960.53
Colorado River Basins Power Marketing Fund, Western Area Power Administration, Power Marketing Administration, Energy Fund Resources: Undisbursed Funds	No Year		089	4452 000	158,054,898.58	85,000,000.00	-----	-19,886,314.12	-----	262,941,212.70
Total, Power Marketing Administration					4,489,126,971.01	2,687,128,189.98	-689,200,000.00	-615,115,226.75	2,378,603,086.99	4,723,567,300.75

Footnotes at End of Chapter

## Appropriations, Outlays, and Balances - Continued

Appropriation or Fund Account  Title	Account Symbol				Balances, Beginning of Fiscal Year	Appropriations and Other Obligational Authority <sup>1</sup>	Transfers Borrowings and Investment (Net) <sup>2</sup>	Outlays (Net)	Balances Withdrawn and Other Transactions <sup>3</sup>	Balances, End of Fiscal Year	
	Period of Availability	ATA	AID	MAIN SUB							
<b>Departmental Administration</b>											
<b>General Fund Accounts</b>											
Departmental Administration, Energy Programs, Energy Fund Resources:											
Undisbursed Funds	2020-2025		089	0228	000	-----	-----	-----	-2,264,044.88	-----	2,264,044.88
	2019-2024					841,625.67	-----	-----	302,389.66	-----	539,236.01
	2022-2023					-----	264,015,211.92	-----	118,276,140.20	-----	145,739,071.72
	2018-2023					391,099.00	-----	-----	105,304.52	-----	285,794.48
	2021-2022					101,496,348.01	-----	14,110,000.00	61,080,823.63	-----	54,525,524.38
	2017-2022					2,386,602.20	-----	-----	977,731.20	-----	1,408,871.00
	2020-2021					46,837,034.40	-----	-----	13,231,716.76	-----	33,605,317.64
	2016-2021					1,997,441.15	-----	-----	693,826.37	-----	1,303,614.78
	2019-2020					34,490,838.90	-----	-----	5,288,772.77	-----	29,202,066.13
	2015-2020					1,539,136.57	-----	-----	-5.16	-----	1,539,141.73
	2018-2019					24,018,929.52	-----	-----	4,968,832.90	-----	19,050,096.62
	2017-2018					2,823,845.64	-----	-----	158,354.38	-----	2,665,491.26
	2016-2017					10,425,607.31	-----	-----	466,850.90	9,958,756.41	-----
	No Year					15,342,331.39	48,686,450.00	-----	4,019,098.02	-----	60,009,683.37
	Subtotal		089	0228	000	242,590,839.76	312,701,661.92	14,110,000.00	207,305,791.27	9,958,756.41	352,137,954.00
Office of the Inspector General, Energy Programs, Energy Fund Resources:											
Undisbursed Funds	2022-2031		089	0236	000	-----	20,000,000.00	-----	-----	-----	20,000,000.00
	2022-2023					-----	78,000,000.00	-----	50,614,003.82	-----	27,385,996.18
	2021-2022					9,533,979.63	-----	-----	8,938,445.28	-----	595,534.35
	2020-2021					274,903.76	-----	-----	210,474.35	-----	64,429.41
	2019-2020					192,331.13	-----	-----	7,880.94	-----	184,450.19
	2018-2019					208,491.52	-----	-----	-----	-----	208,491.52
	2017-2018					90,264.84	-----	-----	2,000.00	-----	88,264.84
	2016-2017					110,887.00	-----	-----	-----	110,887.00	-----
	No Year					-471,118.67	18,686,450.00	-----	-279,226.09	-----	18,494,557.42
	Subtotal		089	0236	000	9,939,739.21	116,686,450.00	-----	59,493,578.30	110,887.00	67,021,723.91
<b>Intragovernmental Funds</b>											
Working Capital Fund, Departmental Administration, Energy Fund Resources:											
Undisbursed Funds	No Year		089	4563	000	186,414,074.63	-----	-----	-23,324,401.01	-----	209,738,475.64
<b>Trust Fund Accounts</b>											
Gifts and Donations, Energy Fund Resources:											
Undisbursed Funds	No Year		089	8576	000	105,443.04	31,600.00	-----	22,689.68	-----	114,353.36

Footnotes at End of Chapter

Appropriations, Outlays, and Balances - Continued

Appropriation or Fund Account  Title	Account Symbol				Balances, Beginning of Fiscal Year	Appropriations and Other Obligational Authority <sup>1</sup>	Transfers Borrowings and Investment (Net) <sup>2</sup>	Outlays (Net)	Balances Withdrawn and Other Transactions <sup>3</sup>	Balances, End of Fiscal Year	
	Period of Availability	ATA	AID	MAIN SUB							
Total, Departmental Administration					439,050,096.64	429,419,711.92	14,110,000.00	243,497,658.24	10,069,643.41	629,012,506.91	
<b>Deductions for Offsetting Receipts</b>											
Proprietary Receipts from the Public					-----	-3,843,358,767.93	-----	-4,229,153,342.28	-----	-----	
Intrabudgetary Receipts Deducted by Agency					-----	-2,286,447,467.00	-----	-2,286,447,467.00	-----	-----	
Offsetting Governmental Receipts					-----	-5,280,358.53	-----	-5,280,358.53	-----	-----	
Total, Offsetting Receipts					-----	-6,135,086,593.46	-----	-6,520,881,167.81	-----	-----	
Total, Department of Energy					91,245,364,807.83	97,437,723,788.13	-669,332,548.84	22,439,263,245.39	2,399,325,976.39	162,789,372,250.99	
<b>Memorandum</b>											
<b>Financing Accounts</b>											
<b>Public Enterprise Funds</b>											
Title 17 Innovative Technology Direct Loan Financing Account, Energy Fund Resources:											
Undisbursed Funds	No Year		089	4455	000	187,769,657.90	-----	<sup>8,9</sup> 289,047,937.67	355,331,532.71	-----	121,486,062.86
Authority to Borrow from the Treasury						837,866,113.16	645,759,739.18	-601,864,652.16	-----	19,773,778.78	861,987,421.40
Subtotal			089	4455	000	1,025,635,771.06	645,759,739.18	-312,816,714.49	355,331,532.71	19,773,778.78	983,473,484.26
Title 17 Innovative Technology Guaranteed Loan Financing Account - Recovery Act, Energy Programs, Energy Fund Resources:											
Undisbursed Funds	No Year		089	4486	000	120,892,412.97	-----	-----	19,529,068.89	-----	101,363,344.08
<b>Intragovernmental Funds</b>											
Title 17 Innovative Technology Direct Loan Financing Account - Recovery Act, Energy Programs, Energy Fund Resources:											
Undisbursed Funds	No Year		089	4576	000	659,232,311.76	-----	<sup>10,11</sup> -238,381,989.93	-89,287,249.80	-----	510,137,571.63
Authority to Borrow from the Treasury						-----	870,656.95	-285,914.34	-----	584,742.61	-----
Subtotal			089	4576	000	659,232,311.76	870,656.95	-238,667,904.27	-89,287,249.80	584,742.61	510,137,571.63
Advanced Technology Vehicles Manufacturing Direct Loan Financing Account, Energy Fund Resources:											
Undisbursed Funds	No Year		089	4579	000	-----	-----	<sup>12,13</sup> -1,018,517,298.07	-1,099,461,489.38	-----	80,944,191.31
Authority to Borrow from the Treasury						-----	2,608,511,508.42	-10,511,508.42	-----	-----	2,598,000,000.00
Subtotal			089	4579	000	- 0 -	2,608,511,508.42	-1,029,028,806.49	-1,099,461,489.38	-----	2,678,944,191.31
Total, Financing Accounts						1,805,760,495.79	3,255,141,904.55	-1,580,513,425.25	-813,888,137.58	20,358,521.39	4,273,918,591.28

Footnotes at End of Chapter

## Appropriations, Outlays, and Balances - Continued

---

### Footnotes

---

- 1 The amounts in this column, unless otherwise footnoted, represent appropriations, increases and rescissions in borrowing authority or new contract authority. Appropriation accounts with appropriation transfer activity are presented in Table 1 (Appropriations and Appropriation Transfers) at the end of this chapter.
- 2 The amounts in this column, unless otherwise footnoted, represent transfers - other than appropriation transfers, borrowings (gross), investments (net), unrealized discounts or funds held outside the Treasury.
- 3 The amounts in this column, unless otherwise footnoted, represent obligated balances canceled for fiscal year 2017 pursuant to 31 U.S.C. 1553 and adjustments to borrowing and contract authority.
- 4 Subject to disposition by the administrative agency.
- 5 The opening balance of 089 X 5105 000 has been adjusted during the current fiscal year by -\$324,178.00 and does not agree with last year's closing balance.
- 6 Includes \$49,800,000.00 which represents net borrowing from the U.S. Treasury.
- 7 Represents new contract authority.
- 8 Includes \$282,092,017.00 which represents net borrowing from the Federal Financing Bank in lieu of issuance of agency debt.
- 9 Includes \$6,955,920.67 which represents net borrowing from the U.S. Treasury.
- 10 Includes \$237,778,667.40 which represents repayment of borrowing from the Federal Financing Bank in lieu of issuance of agency debt.
- 11 Includes \$603,322.53 which represents net repayment of borrowing from the U.S. Treasury.
- 12 Includes \$436,571,170.38 which represents repayment of borrowing from the Federal Financing Bank in lieu of issuance of agency debt.
- 13 Includes \$581,946,127.69 which represents net repayment of borrowing from the U.S. Treasury.

Appropriations, Outlays, and Balances - Continued

Footnotes

Table 1 - Appropriations and Appropriation Transfers - Department of Energy

AID	ATA	Period of Availability	MAIN	Net Appropriations and Appropriation Transfers	Appropriation Amount	Net Appropriation Transfers	AID Involved	ATA Involved	Period of Availability Involved	MAIN Involved	Amount From or To (-)
089		X	0213	2,574,131,783.00	2,597,200,000.00	-23,068,217.00	089		X	0222	-19,390,217.00
							089		X	0228	-1,839,000.00
							089		X	0236	-1,839,000.00
089		X	0222	7,457,954,990.00	7,273,000,000.00	184,954,990.00	089		X	0213	19,390,217.00
							089		X	0251	1,204,500.00
							089		X	0309	14,098,693.00
							089		X	0318	4,581,303.00
							089		X	0319	28,511,975.00
							089		X	0321	115,890,802.00
							089		X	2250	1,277,500.00
089		X	0228	48,686,450.00	30,000,000.00	18,686,450.00	089		X	0213	1,839,000.00
							089		X	0318	1,660,000.00
							089		X	0319	1,200,000.00
							089		X	0321	8,207,200.00
							089		X	2250	150,000.00
							089		X	2297	5,127,250.00
							089		X	2300	3,000.00
							089		X	5068	500,000.00
089		X	0236	18,686,450.00	0.00	18,686,450.00	089		X	0213	1,839,000.00
							089		X	0318	1,660,000.00
							089		X	0319	1,200,000.00
							089		X	0321	8,207,200.00
							089		X	2250	150,000.00
							089		X	2297	5,127,250.00
							089		X	2300	3,000.00
							089		X	5068	500,000.00
089		X	0251	6,403,588,500.00	6,404,793,000.00	-1,204,500.00	089		X	0222	-1,204,500.00
089		X	0309	2,339,901,307.00	2,354,000,000.00	-14,098,693.00	089		X	0222	-14,098,693.00
089		X	0314	1,769,674,000.00	1,862,421,000.00	-92,747,000.00	089		X	0319	-92,747,000.00
089		X	0318	1,909,098,697.00	1,917,000,000.00	-7,901,303.00	089		X	0222	-4,581,303.00
							089		X	0228	-1,660,000.00
							089		X	0236	-1,660,000.00

## Appropriations, Outlays, and Balances - Continued

### Footnotes

Table 1 - Appropriations and Appropriation Transfers - Department of Energy

AID	ATA	Period of Availability	MAIN	Net Appropriations and Appropriation Transfers	Appropriation Amount	Net Appropriation Transfers	AID Involved	ATA Involved	Period of Availability Involved	MAIN Involved	Amount From or To (-)
089		X	0319	2,836,635,025.00	2,774,800,000.00	61,835,025.00	089		X	0222	-28,511,975.00
							089		X	0228	-1,200,000.00
							089		X	0236	-1,200,000.00
							089		X	0314	92,747,000.00
089		X	0321	11,065,441,798.00	11,197,747,000.00	-132,305,202.00	089		X	0222	-115,890,802.00
							089		X	0228	-8,207,200.00
							089		X	0236	-8,207,200.00
089		X	2250	318,226,500.00	319,804,000.00	-1,577,500.00	089		X	0222	-1,277,500.00
							089		X	0228	-150,000.00
							089		X	0236	-150,000.00
089		X	2297	5,128,995,500.00	5,139,250,000.00	-10,254,500.00	089		X	0228	-5,127,250.00
							089		X	0236	-5,127,250.00
089		X	2300	2,994,000.00	3,000,000.00	-6,000.00	089		X	0228	-3,000.00
							089		X	0236	-3,000.00
089		X	4045	-336,666,820.88	78,000,000.00	-414,666,820.88	096		X	3123	-20,618.11
							089	096	X	4045	-414,646,202.77
089		X	4452	85,000,000.00	0.00	85,000,000.00	089		X	5068	85,000,000.00
089		X	5068	504,772,000.00	590,772,000.00	-86,000,000.00	089		X	0228	-500,000.00
							089		X	0236	-500,000.00
							089		X	4452	-85,000,000.00
089		X	5227	16,200,000.00	20,000,000.00	-3,800,000.00	431		2223	0500	-3,800,000.00
089		X	5231	841,000,000.00	0.00	841,000,000.00	486		X	4054	841,000,000.00
089	096	X	4045	414,646,202.77	0.00	414,646,202.77	089		X	4045	414,646,202.77
<b>Total</b>				<b>43,398,966,381.89</b>	<b>42,561,787,000.00</b>	<b>837,179,381.89</b>					<b>837,179,381.89</b>

Appropriations, Outlays, and Balances - Continued

Appropriation or Fund Account  Title	Account Symbol				Balances, Beginning of Fiscal Year	Appropriations and Other Obligational Authority <sup>1</sup>	Transfers Borrowings and Investment (Net) <sup>2</sup>	Outlays (Net)	Balances Withdrawn and Other Transactions <sup>3</sup>	Balances, End of Fiscal Year	
	Period of Availability	ATA	AID	MAIN							SUB
<b>Department of Health and Human Services</b>											
<b>Food and Drug Administration</b>											
<b>General Fund Accounts</b>											
Payment to the FDA Innovation Account, CURES Act, Food and Drug Administration, Health and Human Services Fund Resources:											
Undisbursed Funds	2022		075	0148	000	-----	50,000,000.00	-----	50,000,000.00	-----	-----
Salaries and Expenses, Food and Drug Administration, Health and Human Services Fund Resources:											
Undisbursed Funds	2022-2024		075	0600	000	-----	-----	-----	-170,524.19	-----	170,524.19
	2021-2023					113,303.56	-----	-----	-364,061.75	-----	477,365.31
	2022					-----	3,294,145,000.00	-245,000.00	2,411,858,490.15	-----	882,041,509.85
	2020-2022					392,444.01	-----	-----	342,293.10	-----	50,150.91
	2021					898,130,647.06	-----	245,000.00	672,057,200.80	-----	226,318,446.26
	2020					237,191,239.69	-----	-----	119,801,557.47	-----	117,389,682.22
	2019					138,715,626.04	-----	-----	37,172,531.65	-----	101,543,094.39
	2018					96,790,569.96	-----	-----	7,705,824.63	-----	89,084,745.33
	2017					61,963,012.39	-----	-53,000,000.00	7,703,999.80	1,259,012.59	-----
	No Year					4,226,847,996.21	8,500,000.00	-----	1,248,250,076.19	-----	2,987,097,920.02
Funds Held Outside the Treasury											
	2022					-----	-----	245,000.00	-----	-----	245,000.00
	2021					245,000.00	-----	-245,000.00	-----	-----	-----
	Subtotal		075	0600	000	5,660,389,838.92	3,302,645,000.00	-53,000,000.00	4,504,357,387.85	1,259,012.59	4,404,418,438.48
Buildings and Facilities, Food and Drug Administration, Health and Human Services Fund Resources:											
Undisbursed Funds	No Year		075	0603	000	57,032,063.62	12,788,000.00	-----	16,475,338.49	-----	53,344,725.13
<b>Special Fund Accounts</b>											
Cooperative Research and Development Agreements, Food and Drug Administration, Health and Human Services Fund Resources:											
Undisbursed Funds	No Year		075	5148	000	8,016,134.71	1,849,544.00	-----	1,061,519.95	-----	8,804,158.76
FDA Innovation, CURES Act, Food and Drug Administration, Health and Human Services Fund Resources:											
Undisbursed Funds	No Year		075	5629	000	102,899,477.80	50,000,000.00	-----	55,950,717.66	-----	96,948,760.14
<b>Public Enterprise Funds</b>											
Revolving Fund for Certification and Other Services, Food and Drug Administration, Health and Human Services Fund Resources:											
Undisbursed Funds	No Year		075	4309	000	6,187,654.57	-----	-----	-264,384.38	-----	6,452,038.95

Footnotes at End of Chapter



## Appropriations, Outlays, and Balances - Continued

Appropriation or Fund Account  Title	Account Symbol				Balances, Beginning of Fiscal Year	Appropriations and Other Obligational Authority <sup>1</sup>	Transfers Borrowings and Investment (Net) <sup>2</sup>	Outlays (Net)	Balances Withdrawn and Other Transactions <sup>3</sup>	Balances, End of Fiscal Year	
	Period of Availability	ATA	AID	MAIN							SUB
<b>Intragovernmental Funds</b>											
FDA Working Capital Fund, Food and Drug Administration, Health and Human Services Fund Resources:											
Undisbursed Funds	No Year		075	4613	000	262,535,034.39	-----	-----	-40,878,728.25	-----	303,413,762.64
Total, Food and Drug Administration						6,097,060,204.01	3,417,282,544.00	-53,000,000.00	4,586,701,851.32	1,259,012.59	4,873,381,884.10
<b>Health Resources and Services Administration</b>											
<b>General Fund Accounts</b>											
Vaccine Injury Compensation, Health Resources and Services Administration, Health and Human Services Fund Resources:											
Undisbursed Funds	No Year		075	0320	000	35,905,643.89	-----	-----	-1,145,710.26	-----	37,051,354.15
Maternal, Infant, and Early Childhood Home Visiting Programs, Health Resources and Services Administration, Health and Human Services Fund Resources:											
Undisbursed Funds	2021-2022		075	0321	000	148,830,990.23	-----	-----	17,599,569.05	-----	131,231,421.18
	No Year					779,214,373.65	377,200,000.00	-----	376,762,192.76	-----	779,652,180.89
	Subtotal		075	0321	000	928,045,363.88	377,200,000.00	-----	394,361,761.81	-----	910,883,602.07
Free Clinics Malpractice Claims Fund, Health Resources and Service Administration, Health and Human Services Fund Resources:											
Undisbursed Funds	No Year		075	0330	000	3,982,002.68	1,000,000.00	-----	541,151.00	-----	4,440,851.68
Covered Countermeasure Process Fund, Health Resources and Services Administration, Health and Human Services Fund Resources:											
Undisbursed Funds	No Year		075	0343	000	4,420,065.28	5,000,000.00	4,270,381.00	6,096,277.19	-----	7,594,169.09
Health Resources and Services, Health Resources and Services Administration, Health and Human Services Fund Resources:											
Undisbursed Funds	2022-2023		075	0350	000	-----	-----	-----	-43,386,673.21	-----	43,386,673.21
	2021-2022					21,000,192.29	-----	-----	4,706,016.00	-----	16,294,176.29
	2020-2021					51,053,619.97	-----	-----	29,727,065.00	-----	21,326,554.97
	2019-2020					533,851.94	-----	-----	43,881.00	-----	489,970.94
	2018-2019					977,037.04	-----	-----	-----	-----	977,037.04
	2017-2018					5,557,981.10	-----	-----	-----	-----	5,557,981.10
	2016-2017					230,623.58	-----	-----	230,623.58	-----	-----
	No Year					15,082,121.72	5,658,000.00	-1,680,449.90	7,362,930.78	-----	11,696,741.04
	Subtotal		075	0350	000	94,435,427.64	5,658,000.00	-1,680,449.90	-1,316,156.85	-----	99,729,134.59
Primary Health Care Access, Health Resources and Services Administration, Health and Human Services Fund Resources:											
Undisbursed Funds	2021-2023		075	0352	000	323,683,804.57	-----	-----	85,238,093.47	-----	238,445,711.10
	No Year					1,247,131,733.87	411,619,500.00	-----	607,232,755.33	-----	1,051,518,478.54

Footnotes at End of Chapter

Appropriations, Outlays, and Balances - Continued

Appropriation or Fund Account  Title	Account Symbol				Balances, Beginning of Fiscal Year	Appropriations and Other Obligational Authority <sup>1</sup>	Transfers Borrowings and Investment (Net) <sup>2</sup>	Outlays (Net)	Balances Withdrawn and Other Transactions <sup>3</sup>	Balances, End of Fiscal Year	
	Period of Availability	ATA	AID	MAIN SUB							
	Subtotal		075	0352	000	1,570,815,538.44	411,619,500.00	-----	692,470,848.80	-----	1,289,964,189.64
Health Workforce, Health Resources and Services Administration, Health and Human Services Fund Resources:											
Undisbursed Funds	2022-2023		075	0353	000	-----	12,000,000.00	-----	-----	-----	12,000,000.00
	2022					-----	1,114,142,000.00	-----	411,666,115.34	-----	702,475,884.66
	2021					669,202,026.41	-----	-----	450,520,686.72	-----	218,681,339.69
	2020-2021					76,860,033.17	-----	-----	53,778,199.50	-----	23,081,833.67
	2020					145,160,264.97	-----	-----	121,438,410.73	-----	23,721,854.24
	2019					43,160,586.52	-----	-----	18,186,536.22	-----	24,974,050.30
	2018-2019					21,726,283.09	-----	-----	10,794,555.40	-----	10,931,727.69
	2018					13,865,583.99	-----	-----	693,023.02	-----	13,172,560.97
	2017					16,098,411.29	-----	-15,923,747.02	74,664.27	100,000.00	-----
	No Year					665,019,288.72	181,600,000.00	93,454.66	282,485,084.00	-----	564,227,659.38
	Subtotal		075	0353	000	1,651,092,478.16	1,307,742,000.00	-15,830,292.36	1,349,637,275.20	100,000.00	1,593,266,910.60
Maternal and Child Health, Health Resources and Services Administration, Health and Human Services Fund Resources:											
Undisbursed Funds	2022-2023		075	0354	000	-----	20,000,000.00	-----	-----	-----	20,000,000.00
	2022					-----	1,018,624,000.00	-----	282,428,703.09	-----	736,195,296.91
	2018-2022					1,007,124.54	-----	-----	186,338.16	-----	820,786.38
	2021					697,572,619.07	-----	-----	539,284,802.71	-----	158,287,816.36
	2020					149,702,766.09	-----	-----	132,430,274.25	-----	17,272,491.84
	2019					9,980,708.44	-----	-----	5,566,753.93	-----	4,413,954.51
	2018					5,445,629.56	-----	-----	239,941.03	-----	5,205,688.53
	2017-2018					4,198,650.70	-----	-----	4,182,252.49	-----	16,398.21
	2017					4,002,343.63	-----	-3,844,663.59	57,680.02	100,000.02	-----
	No Year					79,833,491.73	-----	-----	5,503,122.48	-----	74,330,369.25
	Subtotal		075	0354	000	951,743,333.76	1,038,624,000.00	-3,844,663.59	969,879,868.16	100,000.02	1,016,542,801.99
Ryan White HIV/AIDS Program, Health Resources and Services Administration, Health and Human Services Fund Resources:											
Undisbursed Funds	2022-2024		075	0356	000	-----	2,014,698,000.00	-----	416,786,623.52	-----	1,597,911,376.48
	2021-2023					1,510,168,474.79	-----	-----	1,256,680,123.58	-----	253,488,351.21
	2022					-----	355,078,000.00	-----	81,049,695.46	-----	274,028,304.54
	2020-2022					198,797,048.12	-----	-1,769,741.68	154,414,926.87	-----	42,612,379.57
	2021					268,448,030.68	-----	-----	210,031,094.17	-----	58,416,936.51
	2019-2021					50,913,182.48	-----	-----	22,866,566.48	-----	28,046,616.00
	2020					54,682,559.29	-----	-----	45,915,639.21	-----	8,766,920.08
	2018-2020					18,673,338.50	-----	-----	1,120,107.58	-----	17,553,230.92
	2019					8,069,443.31	-----	-----	2,163,914.72	-----	5,905,528.59

Footnotes at End of Chapter

## Appropriations, Outlays, and Balances - Continued

Appropriation or Fund Account  Title	Account Symbol				Balances, Beginning of Fiscal Year	Appropriations and Other Obligational Authority <sup>1</sup>	Transfers Borrowings and Investment (Net) <sup>2</sup>	Outlays (Net)	Balances Withdrawn and Other Transactions <sup>3</sup>	Balances, End of Fiscal Year	
	Period of Availability	ATA	AID	MAIN							SUB
	2017-2019				10,386,037.78	-----	-----	2,561.00	-----	10,383,476.78	
	2018				7,018,058.36	-----	-----	918,140.45	-----	6,099,917.91	
	2016-2018				32,848,535.54	-----	-----	-----	-----	32,848,535.54	
	2017				6,171,424.29	-----	-6,071,424.29	-----	100,000.00	-----	
	2015-2017				38,724,610.58	-----	-38,624,610.58	-----	100,000.00	-----	
	No Year				142,538,039.47	125,000,000.00	-----	77,713,778.61	-----	189,824,260.86	
	Subtotal		075	0356	000	2,347,438,783.19	2,494,776,000.00	-46,465,776.55	2,269,663,171.65	200,000.00	2,525,885,834.99
Health Care Systems, Health Resources and Services Administration, Health and Human Services Fund Resources:											
Undisbursed Funds	2022		075	0357	000	-----	132,971,000.00	-----	18,786,339.99	-----	114,184,660.01
	2020-2022					400,759.91	-----	-----	182,210.68	-----	218,549.23
	2021					109,847,563.76	-----	-----	79,555,340.17	-----	30,292,223.59
	2020					29,115,687.47	-----	-----	21,768,031.47	-----	7,347,656.00
	2019					16,875,972.90	-----	-----	1,103,006.04	-----	15,772,966.86
	2018					4,275,423.05	-----	-----	700,400.72	-----	3,575,022.33
	2017					1,949,182.01	-----	-1,560,498.04	286,584.01	102,099.96	-----
	No Year					1,348,630.82	122,000.00	-----	-----	-----	1,470,630.82
	Subtotal		075	0357	000	163,813,219.92	133,093,000.00	-1,560,498.04	122,381,913.08	102,099.96	172,861,708.84
Rural Health, Health Resources and Services Administration, Health and Human Services Fund Resources:											
Undisbursed Funds	2022-2024		075	0358	000	-----	10,500,000.00	-----	375,462.75	-----	10,124,537.25
	2021-2023					10,149,025.54	-----	-----	1,219,015.66	-----	8,930,009.88
	2022					-----	355,612,000.00	-----	16,236,440.39	-----	339,375,559.61
	2020-2022					33,470,043.82	-----	-1,587,112.25	18,438,104.01	-----	13,444,827.56
	2018-2022					58,971,499.45	-----	-----	18,207,651.11	-----	40,763,848.34
	2021					304,349,230.51	-----	-----	156,419,810.97	-----	147,929,419.54
	2019-2021					6,312,267.76	-----	-----	3,131,978.50	-----	3,180,289.26
	2020					144,542,030.45	-----	-----	91,415,998.66	-----	53,126,031.79
	2018-2020					6,436,319.95	-----	-----	3,674,015.98	-----	2,762,303.97
	2019					51,006,826.29	-----	-----	33,879,651.87	-----	17,127,174.42
	2018					4,653,930.62	-----	-----	-53,482.90	-----	4,707,413.52
	2017					2,998,402.05	-----	-3,082,944.56	-84,542.51	-----	-----
	Subtotal		075	0358	000	622,889,576.44	366,112,000.00	-4,670,056.81	342,860,104.49	-----	641,471,415.14
Family Planning, Health Resources and Services Administration, Health and Human Services Fund Resources:											
Undisbursed Funds	2022		075	0359	000	-----	286,479,000.00	-----	80,872,685.77	-----	205,606,314.23
	2021					229,335,112.12	-----	-----	172,535,730.03	-----	56,799,382.09
	2020					37,195,778.37	-----	-----	29,015,483.48	-----	8,180,294.89

Footnotes at End of Chapter

Appropriations, Outlays, and Balances - Continued

Appropriation or Fund Account  Title	Account Symbol				Balances, Beginning of Fiscal Year	Appropriations and Other Obligational Authority <sup>1</sup>	Transfers Borrowings and Investment (Net) <sup>2</sup>	Outlays (Net)	Balances Withdrawn and Other Transactions <sup>3</sup>	Balances, End of Fiscal Year	
	Period of Availability	ATA	AID	MAIN							SUB
	2019				12,174,360.53	-----	-----	6,615,003.47	-----	5,559,357.06	
	2018				14,504,278.99	-----	-----	1,275,470.95	-----	13,228,808.04	
	2017				4,933,386.59	-----	-1,861,430.61	2,972,985.54	98,970.44	-----	
	No Year				50,000,000.00	-----	-----	6,292,154.60	-----	43,707,845.40	
	Subtotal		075	0359	000	348,142,916.60	286,479,000.00	-1,861,430.61	299,579,513.84	98,970.44	333,082,001.71
Primary Health Care, Health Resources and Services Administration, Health and Human Services Fund Resources:											
Undisbursed Funds	2020-2024		075	0360	000	1,073,817.46	-----	-----	418,459.30	-----	655,358.16
	2022				-----	1,627,772,000.00	-----	688,047,365.94	-----	939,724,634.06	
	2021				908,322,894.37	-----	-----	841,334,682.89	-----	66,988,211.48	
	2020				115,388,579.45	-----	-----	88,178,745.01	-----	27,209,834.44	
	2019-2020				64,783,952.93	-----	-----	28,328,646.31	-----	36,455,306.62	
	2018-2020				5,061,879.97	-----	-----	1,573,149.56	-----	3,488,730.41	
	2019				12,683,858.27	-----	-----	756,483.42	-----	11,927,374.85	
	2018				7,466,133.31	-----	-----	1,188,580.15	-----	6,277,553.16	
	2017				10,596,151.56	-----	-7,114,415.59	3,384,552.98	97,182.99	-----	
	No Year				9,411,583,553.42	4,000,000,000.00	-5,000,000.00	7,439,543,735.92	94,652,000.00	5,872,387,817.50	
	Subtotal		075	0360	000	10,536,960,820.74	5,627,772,000.00	-12,114,415.59	9,092,754,401.48	94,749,182.99	6,965,114,820.68
Program Management, Health Resources and Services Administration, Health and Human Services Fund Resources:											
Undisbursed Funds	2022		075	0361	000	-----	1,213,196,000.00	-----	151,514,278.94	-----	1,061,681,721.06
	2021				24,524,868.55	-----	-----	20,739,132.81	-----	3,785,735.74	
	2020				2,626,514.61	-----	-----	689,065.63	-----	1,937,448.98	
	2019				2,600,785.08	-----	-----	-612,406.21	-----	3,213,191.29	
	2018				4,367,694.01	-----	-----	-----	-----	4,367,694.01	
	2017				3,861,823.75	-----	-3,453,413.77	308,409.98	100,000.00	-----	
	Subtotal		075	0361	000	37,981,686.00	1,213,196,000.00	-3,453,413.77	172,638,481.15	100,000.00	1,074,985,791.08
Health Centers Malpractice Claims, Health Resources and Services Administration, Health and Human Services Fund Resources:											
Undisbursed Funds	No Year		075	0365	000	84,845,244.66	120,000,000.00	-----	164,034,085.75	-----	40,811,158.91
<b>Trust Fund Accounts</b>											
Vaccine Injury Compensation Trust Fund - Treasury Managed, Health and Human Services Fund Resources:											
Undisbursed Funds	No Year		075	8175	000	48,734,621.49	164,651,714.56	-149,252,065.88	24,561,591.79	-----	39,572,678.38
Transfer To:	No Year	075	075	8175	000	6,495,112.44	243,412,992.29	-12,718,834.35	229,384,960.61	-----	7,804,309.77

Footnotes at End of Chapter

## Appropriations, Outlays, and Balances - Continued

Appropriation or Fund Account  Title	Account Symbol				Balances, Beginning of Fiscal Year	Appropriations and Other Obligational Authority <sup>1</sup>	Transfers Borrowings and Investment (Net) <sup>2</sup>	Outlays (Net)	Balances Withdrawn and Other Transactions <sup>3</sup>	Balances, End of Fiscal Year	
	Period of Availability	ATA	AID	MAIN							SUB
Human Services											
Unrealized Discount on Investments					-29,710,788.59	-----	-56,022,446.33	-----	-----	-85,733,234.92	
Investments in US Treasury Securities					4,054,408,835.60	-----	217,993,346.56	-----	-----	4,272,402,182.16	
Subtotal			075	8175	000	4,079,927,780.94	408,064,706.85	253,946,552.40	-----	4,234,045,935.39	
Total, Health Resources and Services Administration					23,462,439,882.22	13,796,336,206.85	-87,210,616.22	16,128,383,538.89	95,450,253.41	20,947,731,680.55	
<b>Indian Health Service</b>											
<b>General Fund Accounts</b>											
Payments for Tribal Leases, Indian Health Service, Health and Human Services											
Fund Resources:											
Undisbursed Funds	2022-2023		075	0200	000	-----	184,000,000.00	-----	141,576,275.00	-----	42,423,725.00
	2021-2022					29,272,356.83	-3,948,463.00	-----	23,117,772.80	-----	2,206,121.03
Subtotal			075	0200	000	29,272,356.83	180,051,537.00	-----	164,694,047.80	-----	44,629,846.03
Contract Support Costs, Indian Health Service, Health and Human Services											
Fund Resources:											
Undisbursed Funds	2022		075	0344	000	-----	836,531,693.00	-----	813,397,879.00	-----	23,133,814.00
	2021					226,787,708.00	19,550,135.00	-----	107,051,714.12	-----	139,286,128.88
	2020					71,638,458.28	-7,408,045.00	-----	29,789,938.20	-----	34,440,475.08
	2019					7,431,718.06	2,547,338.08	-----	-1,823,161.16	-----	11,802,217.30
	2018					10,502,044.00	5,876,438.00	-----	3,230,692.87	-----	13,147,789.13
	2017					6,216,355.86	2,988,540.64	-----	9,204,896.50	-----	-----
Subtotal			075	0344	000	322,576,284.20	860,086,099.72	-----	960,851,959.53	-----	221,810,424.39
Indian Health Services, Indian Health Service, Health and Human Services											
Fund Resources:											
Undisbursed Funds	2021-2024		075	0390	000	76,452,744.66	-----	-----	12,357,487.48	-----	64,095,257.18
	2022-2023					-----	3,313,519,904.00	-----	2,873,003,882.03	-----	440,516,021.97
	2022					-----	-----	-----	-5,688,038.40	-----	5,688,038.40
	2021-2022					783,609,680.93	-----	-----	483,844,600.70	-----	299,765,080.23
	2020-2022					8,652,895.01	-----	-----	5,612,386.78	-----	3,040,508.23
	2021					3,812,634.56	-----	-----	1,809,225.59	-----	2,003,408.97
	2020-2021					232,220,816.81	-----	-----	135,793,952.08	-----	96,426,864.73
	2020					1,815,974.50	-----	-----	418,094.00	-----	1,397,880.50
	2019-2020					36,310,368.37	-----	-----	5,312,231.89	-----	30,998,136.48
	2019					1,071,408.53	-----	-----	59,254.95	-----	1,012,153.58
	2018					15,864,395.01	-----	-----	1,059,162.50	-----	14,805,232.51
	2017					11,001,650.00	-----	-236,566.47	10,765,083.53	-----	-----
	No Year					5,281,284,991.27	1,494,138,096.00	-----	1,074,705,066.44	-----	5,700,718,020.83
Subtotal			075	0390	000	6,452,097,559.65	4,807,658,000.00	-236,566.47	4,599,052,389.57	-----	6,660,466,603.61

Footnotes at End of Chapter

Appropriations, Outlays, and Balances - Continued

Appropriation or Fund Account  Title	Account Symbol				Balances, Beginning of Fiscal Year	Appropriations and Other Obligational Authority <sup>1</sup>	Transfers Borrowings and Investment (Net) <sup>2</sup>	Outlays (Net)	Balances Withdrawn and Other Transactions <sup>3</sup>	Balances, End of Fiscal Year
	Period of Availability	ATA	AID	MAIN SUB						
Indian Health Facilities, Indian Health Service, Health and Human Services Fund Resources: Undisbursed Funds	No Year		075	0391 000	2,529,932,826.48	1,636,828,000.00	-----	774,364,471.30	-----	3,392,396,355.18
<b>Special Fund Accounts</b>										
Operation and Maintenance of Quarters, Indian Health Services, Health and Human Services Fund Resources: Undisbursed Funds	No Year		075	5071 000	18,800,965.37	10,659,222.98	-----	9,229,873.59	-----	20,230,314.76
Total, Indian Health Service					9,352,679,992.53	7,495,282,859.70	-236,566.47	6,508,192,741.79	-----	10,339,533,543.97
<b>Centers for Disease Control and Prevention</b>										
<b>General Fund Accounts</b>										
CDC-Wide Activities and Program Support, Centers for Disease Control and Prevention, Health and Human Services Fund Resources: Undisbursed Funds	2022-2024		075	0943 000	-----	200,000,000.00	-----	-2,103,162.20	-----	202,103,162.20
	2021-2024				6,880,175,243.81	-----	-----	2,030,490,716.53	-----	4,849,684,527.28
	2020-2024				3,170,798,868.87	-----	200,000,000.00	1,382,822,231.82	-----	1,987,976,637.05
	2022-2023				-----	54,000,000.00	-----	-291,556.01	-----	54,291,556.01
	2021-2023				3,462,273.44	-----	-----	-471,686.08	-----	3,933,959.52
	2018-2023				17,389,465.68	-----	-----	6,915,079.74	-----	10,474,385.94
	2022				-----	143,070,000.00	-----	-25,842,928.83	-----	168,912,928.83
	2021-2022				3,613,920.55	-----	-----	2,717,819.02	-----	896,101.53
	2020-2022				533,840,537.40	-----	-----	272,532,682.21	-----	261,307,855.19
	2021				136,290,891.90	-----	-----	95,591,546.43	-----	40,699,345.47
	2020-2021				1,234,595.01	-----	-----	727,381.62	-----	507,213.39
	2019-2021				829,888.18	-----	-----	457,275.11	-----	372,613.07
	2020				27,131,439.34	-----	-----	17,742,108.29	-----	9,389,331.05
	2019-2020				13,449,623.46	-----	-----	3,703,169.68	-----	9,746,453.78
	2018-2020				14,895,606.52	-----	-----	2,471,965.17	-----	12,423,641.35
	2019				2,481,588.66	-----	-----	-236,652.25	-----	2,718,240.91
	2018-2019				166,264.04	-----	-----	-----	-----	166,264.04
	2017-2019				410,264.87	-----	-----	-----	-----	410,264.87
	2015-2019				44,937,125.63	-----	-----	6,155,324.88	-----	38,781,800.75
	2018				2,508,619.29	-----	-----	32,991.61	-----	2,475,627.68
	2017-2018				236,873.80	-----	-----	-----	-----	236,873.80
	2016-2018				207,581.16	-----	-----	-----	-----	207,581.16
	2014-2018				25,740.89	-----	-----	-----	-----	25,740.89
	2017				6,996,855.95	-----	-6,075,000.00	376,144.09	545,711.86	-----
	2016-2017				32,488,043.97	-----	-18,554,000.00	12,321,441.98	1,612,601.99	-----

Footnotes at End of Chapter

## Appropriations, Outlays, and Balances - Continued

Appropriation or Fund Account  Title	Account Symbol				Balances, Beginning of Fiscal Year	Appropriations and Other Obligational Authority <sup>1</sup>	Transfers Borrowings and Investment (Net) <sup>2</sup>	Outlays (Net)	Balances Withdrawn and Other Transactions <sup>3</sup>	Balances, End of Fiscal Year	
	Period of Availability	ATA	AID	MAIN							SUB
	2015-2017				437,248.30	-----	-----	1,541.67	435,706.63	-----	
	2013-2017				63,272.22	-----	-55,000.00	-----	8,272.22	-----	
	No Year				11,518,053,633.76	160,000,000.00	-201,092,940.26	4,956,429,274.25	-----	6,520,531,419.25	
	Subtotal		075	0943	000	22,412,125,466.70	557,070,000.00	-25,776,940.26	8,762,542,708.73	2,602,292.70	14,178,273,525.01
Toxic Substances and Environmental Public Health, Agency for Toxic Substances and Disease Registry, Health and Human Services Fund Resources:											
Undisbursed Funds											
	2022		075	0944	000	-----	95,500,000.00	-----	51,299,685.46	-----	44,200,314.54
	2021					47,158,932.04	-----	-----	27,379,925.24	-----	19,779,006.80
	2020-2021					2,548,167.82	-----	-----	2,063,604.34	-----	484,563.48
	2020					17,187,742.79	-----	-----	13,125,863.75	-----	4,061,879.04
	2019					6,515,041.60	-----	-----	1,937,128.43	-----	4,577,913.17
	2018					2,336,587.62	-----	-----	5,322.77	-----	2,331,264.85
	2017					1,266,085.89	-----	-1,023,000.00	-----	243,085.89	-----
	No Year					33,480,570.22	-----	-----	2,941,069.74	-----	30,539,500.48
	Subtotal		075	0944	000	110,493,127.98	95,500,000.00	-1,023,000.00	98,752,599.73	243,085.89	105,974,442.36
Infectious Diseases Rapid Response Reserve Fund, Centers for Disease Control, Health and Human Services Fund Resources:											
Undisbursed Funds											
	No Year		075	0945	000	619,624,530.44	20,000,000.00	-----	9,800,088.03	-----	629,824,442.41
World Trade Center Health Program Fund, Centers for Disease Control and Prevention, Health and Human Services Fund Resources:											
Undisbursed Funds											
	No Year		075	0946	000	1,212,555,977.54	521,834,141.59	-----	512,030,381.05	-----	1,222,359,738.08
Environmental Health, Centers for Disease Control and Prevention, Health and Human Services Fund Resources:											
Undisbursed Funds											
	2022		075	0947	000	-----	211,350,000.00	-----	91,335,498.60	-----	120,014,501.40
	2021					119,227,182.28	-----	-----	72,462,771.74	-----	46,764,410.54
	2020					42,054,023.78	-----	-----	31,062,349.89	-----	10,991,673.89
	2017-2020					3,328,009.86	-----	-----	3,177,177.99	-----	150,831.87
	2019					5,938,230.08	-----	-----	1,705,639.65	-----	4,232,590.43
	2018					7,049,654.37	-----	-----	133,903.23	-----	6,915,751.14
	2017-2018					82,664.48	-----	-----	69,145.88	-----	13,518.60
	2017					2,028,931.82	-----	-1,751,000.00	1,223.22	276,708.60	-----
	No Year					22,700,181.38	17,000,000.00	-----	14,341,930.33	-----	25,358,251.05
	Subtotal		075	0947	000	202,408,878.05	228,350,000.00	-1,751,000.00	214,289,640.53	276,708.60	214,441,528.92
Chronic Disease Prevention and Health Promotion, Centers for Disease Control and Prevention, Health and Human Services Fund Resources:											
Undisbursed Funds											
	2022		075	0948	000	-----	1,083,714,000.00	-----	215,551,294.16	-----	868,162,705.84
	2021					831,667,479.60	-----	-----	520,932,215.67	-----	310,735,263.93

Footnotes at End of Chapter

Appropriations, Outlays, and Balances - Continued

Appropriation or Fund Account  Title	Account Symbol				Balances, Beginning of Fiscal Year	Appropriations and Other Obligational Authority <sup>1</sup>	Transfers Borrowings and Investment (Net) <sup>2</sup>	Outlays (Net)	Balances Withdrawn and Other Transactions <sup>3</sup>	Balances, End of Fiscal Year	
	Period of Availability	ATA	AID	MAIN							SUB
	2020				299,727,509.50	-----	-----	254,187,712.81	-----	45,539,796.69	
	2019				30,675,094.16	-----	-----	12,877,597.85	-----	17,797,496.31	
	2018				13,252,520.78	-----	-----	1,514,282.53	-----	11,738,238.25	
	2017				18,551,209.59	-----	-17,500,000.00	1,148.61	1,050,060.98	-----	
	No Year				381,930,580.59	254,950,000.00	-----	265,444,443.99	-----	371,436,136.60	
	Subtotal		075	0948	000	1,575,804,394.22	1,338,664,000.00	-17,500,000.00	1,270,508,695.62	1,050,060.98	1,625,409,637.62
Emerging and Zoonotic Infectious Diseases, Centers for Disease Control and Prevention, Health and Human Services Fund Resources:											
Undisbursed Funds	2022		075	0949	000	-----	640,272,000.00	-----	302,152,430.44	-----	338,119,569.56
	2021				300,320,835.02	-----	-----	156,822,344.75	-----	143,498,490.27	
	2020				109,505,767.90	-----	-----	83,321,885.65	-----	26,183,882.25	
	2019				16,748,425.93	-----	-----	5,420,562.06	-----	11,327,863.87	
	2018				22,371,941.98	-----	-----	170,883.26	-----	22,201,058.72	
	2017				11,004,986.63	-----	-8,938,000.00	543,885.98	1,523,100.65	-----	
	No Year				85,583,701.84	53,000,000.00	-----	40,981,736.70	-----	97,601,965.14	
	Subtotal		075	0949	000	545,535,659.30	693,272,000.00	-8,938,000.00	589,413,728.84	1,523,100.65	638,932,829.81
HIV/AIDS, Viral Hepatitis, Sexually Transmitted Diseases, and Tuberculosis Prevention, Centers for Disease Control and Prevention, Health and Human Services Fund Resources:											
Undisbursed Funds	2022		075	0950	000	-----	1,345,056,000.00	-----	431,013,163.68	-----	914,042,836.32
	2021				869,986,381.84	-----	-----	612,164,319.88	-----	257,822,061.96	
	2020				190,135,139.73	-----	-----	124,587,787.01	-----	65,547,352.72	
	2019				25,082,340.67	-----	-----	2,493,752.72	-----	22,588,587.95	
	2018				17,918,031.93	-----	-----	489,893.45	-----	17,428,138.48	
	2017				40,137,237.62	-----	-39,221,000.00	-52,545.68	968,783.30	-----	
	Subtotal		075	0950	000	1,143,259,131.79	1,345,056,000.00	-39,221,000.00	1,170,696,371.06	968,783.30	1,277,428,977.43
Immunization and Respiratory Diseases, Centers for Disease Control and Prevention, Health and Human Services Fund Resources:											
Undisbursed Funds	2022		075	0951	000	-----	448,805,000.00	-----	213,573,409.74	-----	235,231,590.26
	2021				254,542,256.27	-----	-----	157,369,535.55	-----	97,172,720.72	
	2020				74,566,153.55	-----	-----	48,547,522.71	-----	26,018,630.84	
	2019				18,789,276.82	-----	-----	4,834,184.98	-----	13,955,091.84	
	2018				41,429,467.07	-----	-----	1,438,646.49	-----	39,990,820.58	
	2017				9,816,542.51	-----	-8,700,000.00	72,985.44	1,043,557.07	-----	
	No Year				460,062,586.30	419,350,000.00	-----	336,585,802.86	-----	542,826,783.44	
	Subtotal		075	0951	000	859,206,282.52	868,155,000.00	-8,700,000.00	762,422,087.77	1,043,557.07	955,195,637.68

Footnotes at End of Chapter



## Appropriations, Outlays, and Balances - Continued

Appropriation or Fund Account  Title	Account Symbol				Balances, Beginning of Fiscal Year	Appropriations and Other Obligational Authority <sup>1</sup>	Transfers Borrowings and Investment (Net) <sup>2</sup>	Outlays (Net)	Balances Withdrawn and Other Transactions <sup>3</sup>	Balances, End of Fiscal Year
	Period of Availability	ATA	AID	MAIN						
Injury Prevention and Control, Centers for Disease Control and Prevention, Health and Human Services Fund Resources:										
Undisbursed Funds	2022		075	0952	000	----- 714,879,000.00	----- -----	122,016,075.81	----- -----	592,862,924.19
	2021					568,890,515.07	----- -----	231,950,965.31	----- -----	336,939,549.76
	2020					330,830,891.19	----- -----	273,744,819.50	----- -----	57,086,071.69
	2019					33,416,451.67	----- -----	23,423,098.19	----- -----	9,993,353.48
	2018-2019					39,876,231.16	----- -----	6,104,917.45	----- -----	33,771,313.71
	2018					14,455,311.86	----- -----	2,029,341.53	----- -----	12,425,970.33
	2017					4,255,897.55	----- -2,886,000.00	662,774.25	707,123.30	----- -----
	Subtotal		075	0952	000	991,725,298.50	714,879,000.00 -2,886,000.00	659,931,992.04	707,123.30	1,043,079,183.16
National Institute For Occupational Safety and Health, Centers for Disease Control and Prevention, Health and Human Services Fund Resources:										
Undisbursed Funds	2022		075	0953	000	----- 351,800,000.00	----- -----	201,192,624.39	----- -----	150,607,375.61
	2021					147,074,311.95	----- -----	104,112,441.54	----- -----	42,961,870.41
	2020					42,758,290.71	----- -----	31,943,887.11	----- -----	10,814,403.60
	2019					7,539,545.38	----- -----	2,756,948.93	----- -----	4,782,596.45
	2018					5,358,618.24	----- -----	643,344.96	----- -----	4,715,273.28
	2017					2,839,232.93	----- -2,467,000.00	113,563.06	258,669.87	----- -----
	Subtotal		075	0953	000	205,569,999.21	351,800,000.00 -2,467,000.00	340,762,809.99	258,669.87	213,881,519.35
Energy Employees Occupational Illness Compensation Program, Centers for Disease Control and Prevention, Health and Human Services Fund Resources:										
Undisbursed Funds	No Year		075	0954	000	24,506,086.24	50,244,532.00	79,645.00	51,630,780.43	----- 23,199,482.81
Global Health, Centers for Disease Control and Prevention, Health and Human Services Fund Resources:										
Undisbursed Funds	2022-2024		075	0955	000	----- 253,200,000.00	----- -----	122,135,506.91	----- -----	131,064,493.09
	2022-2023					----- 128,921,000.00	----- -----	74,989,116.58	----- -----	53,931,883.42
	2021-2023					104,108,691.62	----- -----	51,500,531.05	----- -----	52,608,160.57
	2022					----- 264,722,000.00	----- -----	97,100,524.30	----- -----	167,621,475.70
	2021-2022					37,578,239.41	----- -----	30,868,032.50	----- -----	6,710,206.91
	2020-2022					60,173,458.84	----- -----	34,302,912.85	----- -----	25,870,545.99
	2021					175,650,769.97	----- -----	124,594,262.99	----- -----	51,056,506.98
	2020-2021					10,523,372.82	----- -----	4,462,033.83	----- -----	6,061,338.99
	2019-2021					5,333,711.58	----- -----	2,733,694.59	----- -----	2,600,016.99
	2020					49,781,616.66	----- -----	42,310,961.96	----- -----	7,470,654.70
	2019-2020					1,666,598.25	----- -----	223,769.22	----- -----	1,442,829.03
	2018-2020					8,837,342.97	----- -----	3,631,303.89	----- -----	5,206,039.08
	2019					8,539,789.61	----- -----	2,210,335.16	----- -----	6,329,454.45
	2018-2019					1,188,502.88	----- -----	-368.82	----- -----	1,188,871.70

Footnotes at End of Chapter

Appropriations, Outlays, and Balances - Continued

Appropriation or Fund Account  Title	Account Symbol				Balances, Beginning of Fiscal Year	Appropriations and Other Obligational Authority <sup>1</sup>	Transfers Borrowings and Investment (Net) <sup>2</sup>	Outlays (Net)	Balances Withdrawn and Other Transactions <sup>3</sup>	Balances, End of Fiscal Year
	Period of Availability	ATA	AID	MAIN SUB						
	2018				6,658,277.89	-----	-----	337,003.25	-----	6,321,274.64
	2017-2018				1,817,035.95	-----	-----	78,479.55	-----	1,738,556.40
	2017				3,924,705.35	-----	-3,795,000.00	-24,722.92	154,428.27	-----
	2016-2017				2,609,495.58	-----	-2,399,000.00	278.08	210,217.50	-----
	Subtotal		075	0955 000	478,391,609.38	646,843,000.00	-6,194,000.00	591,453,654.97	364,645.77	527,222,308.64
Public Health Preparedness and Response, Centers for Disease Control and Prevention, Health and Human Services Fund Resources:										
Undisbursed Funds	2022		075	0956 000	-----	862,200,000.00	-----	137,888,696.49	-----	724,311,303.51
	2021				704,410,057.10	-----	-----	504,281,360.77	-----	200,128,696.33
	2020				143,696,740.78	-----	-----	132,826,981.61	-----	10,869,759.17
	2019				4,932,760.27	-----	-----	1,423,101.17	-----	3,509,659.10
	2018				42,923,897.99	-----	-----	-1,135,971.70	-----	44,059,869.69
	2017				3,417,319.77	-----	-2,968,000.00	-9,282.65	458,602.42	-----
	No Year				5,353,635.89	-----	-----	353,632.94	-----	5,000,002.95
	Subtotal		075	0956 000	904,734,411.80	862,200,000.00	-2,968,000.00	775,628,518.63	458,602.42	987,879,290.75
Birth Defects, Developmental Disabilities, Disabilities and Health, Centers for Disease Control and Prevention, Health and Human Services Fund Resources:										
Undisbursed Funds	2022		075	0958 000	-----	177,060,000.00	-----	53,864,682.42	-----	123,195,317.58
	2021				116,066,059.04	-----	-----	70,197,463.42	-----	45,868,595.62
	2020				33,804,980.09	-----	-----	27,694,190.88	-----	6,110,789.21
	2019				5,306,187.80	-----	-----	610,568.35	-----	4,695,619.45
	2018				2,220,411.87	-----	-----	38,623.66	-----	2,181,788.21
	2017				2,287,216.89	-----	-1,695,000.00	17,659.91	574,556.98	-----
	Subtotal		075	0958 000	159,684,855.69	177,060,000.00	-1,695,000.00	152,423,188.64	574,556.98	182,052,110.07
Public Health Scientific Services, Centers for Disease Control and Prevention, Health and Human Services Fund Resources:										
Undisbursed Funds	2022		075	0959 000	-----	651,997,000.00	-----	343,496,843.00	-----	308,500,157.00
	2021				257,291,140.36	-----	-----	164,593,843.26	-----	92,697,297.10
	2020				59,162,942.25	-----	-----	46,770,440.65	-----	12,392,501.60
	2019				7,603,386.82	-----	-----	1,377,722.52	-----	6,225,664.30
	2018				8,017,078.76	-----	-----	19,110.95	-----	7,997,967.81
	2017				4,605,937.73	-----	-3,417,000.00	115,406.84	1,073,530.89	-----
	Subtotal		075	0959 000	336,680,485.92	651,997,000.00	-3,417,000.00	556,373,367.22	1,073,530.89	427,813,587.81
Buildings and Facilities, Centers for Disease Control and Prevention, Health and Human Services Fund Resources:										
Undisbursed Funds	2022-2026		075	0960 000	-----	30,000,000.00	-----	510,753.07	-----	29,489,246.93
	2021-2025				29,182,644.54	-----	-----	7,130,106.46	-----	22,052,538.08
	2020-2025				4,000,000.00	-----	-----	-----	-----	4,000,000.00

Footnotes at End of Chapter

## Appropriations, Outlays, and Balances - Continued

Appropriation or Fund Account  Title	Account Symbol				Balances, Beginning of Fiscal Year	Appropriations and Other Obligational Authority <sup>1</sup>	Transfers Borrowings and Investment (Net) <sup>2</sup>	Outlays (Net)	Balances Withdrawn and Other Transactions <sup>3</sup>	Balances, End of Fiscal Year	
	Period of Availability	ATA	AID	MAIN							SUB
	2020-2024				18,052,796.29	-----	-----	8,987,475.83	-----	9,065,320.46	
	2019-2023				11,120,249.87	-----	-----	2,362,847.96	-----	8,757,401.91	
	2018-2022				345,373,892.73	-338,319,431.05	-----	3,230,403.58	-----	3,824,058.10	
	2017-2021				110,408.51	-----	-----	73,550.00	-----	36,858.51	
	2018-2020				1,930,782.16	-----	-----	1,626,672.78	-----	304,109.38	
	2016-2020				583,594.27	-----	-----	21,184.49	-----	562,409.78	
	2015-2019				47,597.60	-----	-----	-----	-----	47,597.60	
	No Year				-----	338,319,431.05	-----	-----	-----	338,319,431.05	
	Subtotal		075	0960	000	410,401,965.97	30,000,000.00	23,942,994.17	-----	416,458,971.80	
<b>Special Fund Accounts</b>											
Cooperative Research and Development Agreements, Centers for Disease Control, Health and Human Services Fund Resources:											
Undisbursed Funds	No Year		075	5146	000	7,070,309.67	2,723,032.15	1,346,307.90	-----	8,447,033.92	
<b>Intragovernmental Funds</b>											
CDC Working Capital Fund, Centers for Disease Control and Prevention, Health and Human Services Fund Resources:											
Undisbursed Funds	No Year		075	4553	000	521,888,933.59	-----	-16,065,865.27	-----	537,954,798.86	
Total, Centers for Disease Control and Prevention						32,721,667,404.51	9,155,647,705.74	-122,457,295.26	16,527,884,050.08	11,144,718.42	25,215,829,046.49
<b>National Institutes of Health</b>											
<b>General Fund Accounts</b>											
Payment to the NIH Innovation Account, CURES Act, National Institutes of Health, Health and Human Services Fund Resources:											
Undisbursed Funds	2022		075	0147	000	-----	496,000,000.00	496,000,000.00	-----	-----	
National Library of Medicine, National Institutes of Health, Health and Human Services Fund Resources:											
Undisbursed Funds	2020-2024		075	0807	000	4,067,658.75	-----	2,252,007.84	-----	1,815,650.91	
	2022-2023					-----	4,000,000.00	-----	-----	4,000,000.00	
	2022					-----	473,506,000.00	235,624,593.61	-----	237,881,406.39	
	2021-2022					3,988,000.00	-----	536,026.44	-----	3,451,973.56	
	2021					221,096,437.13	-----	171,827,645.71	-----	49,268,791.42	
	2020-2021					2,620,000.00	-----	1,472,682.79	-----	1,147,317.21	
	2020					45,342,207.08	-----	32,252,055.56	-----	13,090,151.52	
	2019-2020					714,371.90	-----	714,371.90	-----	-----	
	2019					7,995,563.54	-----	4,584,321.36	-----	3,411,242.18	
	2018-2019					29,033.59	-----	248.21	-----	28,785.38	
	2018					4,681,123.73	-----	1,196,916.07	-----	3,484,207.66	
	2017-2018					0.04	-----	-----	-----	0.04	

Footnotes at End of Chapter

Appropriations, Outlays, and Balances - Continued

Appropriation or Fund Account  Title	Account Symbol				Balances, Beginning of Fiscal Year	Appropriations and Other Obligational Authority <sup>1</sup>	Transfers Borrowings and Investment (Net) <sup>2</sup>	Outlays (Net)	Balances Withdrawn and Other Transactions <sup>3</sup>	Balances, End of Fiscal Year	
	Period of Availability	ATA	AID	MAIN							SUB
	2017				4,291,799.50	-----	-3,500,000.00	77,701.11	714,098.39	-----	
	No Year				0.06	-----	-----	-----	-----	0.06	
	Subtotal		075	0807	000	294,826,195.32	477,506,000.00	-3,500,000.00	450,538,570.60	714,098.39	317,579,526.33
John E. Fogarty International Center, National Institutes of Health, Health and Human Services Fund Resources:											
Undisbursed Funds	2022		075	0819	000	-----	86,849,000.00	-----	22,279,103.57	-----	64,569,896.43
	2021				72,940,435.43	-----	-----	41,441,098.88	-----	31,499,336.55	
	2020				27,335,135.74	-----	-----	21,577,828.19	-----	5,757,307.55	
	2019				5,163,176.91	-----	-----	3,090,775.35	-----	2,072,401.56	
	2018				1,834,188.65	-----	-----	382,375.51	-----	1,451,813.14	
	2017				694,952.92	-----	-250,000.00	58,305.56	386,647.36	-----	
	Subtotal		075	0819	000	107,967,889.65	86,849,000.00	-250,000.00	88,829,487.06	386,647.36	105,350,755.23
Advanced Research Projects Agency for Health-NIH, National Institutes of Health, Department of Health and Human Services Fund Resources:											
Undisbursed Funds	2022-2024		075	0837	000	-----	1,000,000,000.00	-----	3,170,764.15	-----	996,829,235.85
Buildings and Facilities, National Institutes of Health, Health and Human Services Fund Resources:											
Undisbursed Funds	2022-2026		075	0838	000	-----	250,000,000.00	-----	8,275,815.50	-----	241,724,184.50
	2021-2025				176,800,932.94	-----	-----	54,313,208.95	-----	122,487,723.99	
	2020-2024				129,407,539.61	-----	-----	19,227,959.93	-----	110,179,579.68	
	2019-2023				67,764,036.91	-----	-----	32,825,323.05	-----	34,938,713.86	
	2018-2022				4,060,049.87	-----	-----	3,508,212.68	-----	551,837.19	
	2017-2021				3,032,364.21	-----	-----	693,403.42	-----	2,338,960.79	
	2016-2020				1,428,359.87	-----	-----	-195,344.82	-----	1,623,704.69	
	2015-2019				1,657,151.14	-----	-----	312,241.91	-----	1,344,909.23	
	2014-2018				788,387.84	-----	-----	186,454.13	-----	601,933.71	
	2013-2017				454,379.14	-----	-----	-----	454,379.14	-----	
	No Year				1,038,456.06	-----	-----	-----	-----	1,038,456.06	
Funds Held Outside the Treasury					100,300.00	-----	-----	-----	-----	100,300.00	
	Subtotal		075	0838	000	386,531,957.59	250,000,000.00	-----	119,147,274.75	454,379.14	516,930,303.70
National Institute on Aging, National Institutes of Health, Health and Human Services Fund Resources:											
Undisbursed Funds	2022		075	0843	000	-----	4,222,634,000.00	-----	602,000,573.87	-----	3,620,633,426.13
	2021				3,326,733,406.45	-----	-----	1,668,095,752.39	-----	1,658,637,654.06	
	2020				1,507,172,713.97	-----	-----	956,530,855.97	-----	550,641,858.00	
	2019				487,616,134.91	-----	-----	255,066,679.52	-----	232,549,455.39	
	2018				233,487,058.69	-----	-----	112,654,382.76	-----	120,832,675.93	
	2017-2018				480.65	-----	-----	-----	-----	480.65	

Footnotes at End of Chapter

## Appropriations, Outlays, and Balances - Continued

Appropriation or Fund Account  Title	Account Symbol				Balances, Beginning of Fiscal Year	Appropriations and Other Obligational Authority <sup>1</sup>	Transfers Borrowings and Investment (Net) <sup>2</sup>	Outlays (Net)	Balances Withdrawn and Other Transactions <sup>3</sup>	Balances, End of Fiscal Year	
	Period of Availability	ATA	AID	MAIN							SUB
	2017				84,892,805.75	-----	-11,750,000.00	66,596,942.60	6,545,863.15	-----	
	2016-2017				6,938.52	-----	-----	460.94	6,477.58	-----	
	2016				3,683,259.25	-----	-----	127,177.21	3,556,082.04	-----	
	No Year				1,949,523.03	-----	-----	-612,515.84	-----	2,562,038.87	
	Subtotal		075	0843	000	5,645,542,321.22	4,222,634,000.00	-11,750,000.00	3,660,460,309.42	10,108,422.77	6,185,857,589.03
National Institute of Child Health and Human Development, National Institutes of Health, Health and Human Services Fund Resources:											
Undisbursed Funds											
	2022		075	0844	000	-----	1,681,231,000.00	-----	385,885,316.90	-----	1,295,345,683.10
	2021					1,199,901,896.37	-----	729,469,749.85	-----	470,432,146.52	
	2020					434,908,407.64	-----	337,269,323.61	-----	97,639,084.03	
	2019					94,747,558.13	-----	47,632,917.24	-----	47,114,640.89	
	2018-2019					258,791.56	-----	-----	258,791.56	-----	
	2018					35,744,240.45	-----	9,615,145.20	-----	26,129,095.25	
	2017					22,056,564.35	-----	-15,250,000.00	3,958,513.92	2,848,050.43	
	2016-2017					4,041.05	-----	-----	3,242.16	798.89	
	2016					2,368,800.64	-----	-----	2,368,800.64	-----	
	Subtotal		075	0844	000	1,789,990,300.19	1,681,231,000.00	-15,250,000.00	1,514,093,000.44	5,217,649.96	1,936,660,649.79
Office of the Director, National Institutes of Health, Health and Human Services Fund Resources:											
Undisbursed Funds											
	2021-2024		075	0846	000	175,470,201.92	-----	-----	78,152,825.16	-----	97,317,376.76
	2020-2024					24,827,782.35	-----	-----	3,448,333.55	-----	21,379,448.80
	2022					-----	2,622,998,000.00	-----	436,316,540.44	-----	2,186,681,459.56
	2021					2,040,523,315.90	-----	-----	1,176,033,784.37	-----	864,489,531.53
	2020					774,108,513.43	-----	-----	555,281,816.49	-----	218,826,696.94
	2018-2020					13,025,279.44	-----	-----	815,222.01	-----	12,210,057.43
	2019					212,370,816.19	-----	-----	99,182,490.11	-----	113,188,326.08
	2018					98,058,171.99	-----	-----	33,413,185.99	-----	64,644,986.00
	2017					50,296,719.79	-----	-26,000,000.00	22,758,966.97	1,537,752.82	
	2016					3,651,427.40	-----	-----	329,914.79	3,321,512.61	
	No Year					132,208,940.25	-----	-----	115,275,398.70	-----	16,933,541.55
	Subtotal		075	0846	000	3,524,541,168.66	2,622,998,000.00	-26,000,000.00	2,521,008,478.58	4,859,265.43	3,595,671,424.65
National Cancer Institute, National Institutes of Health, Health and Human Services Fund Resources:											
Undisbursed Funds											
	2022		075	0849	000	-----	6,715,626,000.00	-----	2,226,071,021.34	-----	4,489,554,978.66
	2021					4,199,164,226.13	-----	-----	3,212,608,947.78	-----	986,555,278.35
	2020					1,035,173,934.50	-----	-----	762,631,488.68	-----	272,542,445.82
	2019					206,071,192.75	-----	-----	85,558,830.53	-----	120,512,362.22
	2018					141,261,144.25	-----	-----	32,532,865.56	-----	108,728,278.69

Footnotes at End of Chapter

Appropriations, Outlays, and Balances - Continued

Appropriation or Fund Account  Title	Account Symbol				Balances, Beginning of Fiscal Year	Appropriations and Other Obligational Authority <sup>1</sup>	Transfers Borrowings and Investment (Net) <sup>2</sup>	Outlays (Net)	Balances Withdrawn and Other Transactions <sup>3</sup>	Balances, End of Fiscal Year	
	Period of Availability	ATA	AID	MAIN							SUB
	2017				93,415,397.87	-----	-42,500,000.00	49,993,161.27	922,236.60	-----	
	2016				1,346,238.44	-----	-----	-----	1,346,238.44	5-----	
	No Year				796,743,489.97	194,000,000.00	-----	294,952,421.92	-----	695,791,068.05	
	Subtotal		075	0849	000	6,473,175,623.91	6,909,626,000.00	-42,500,000.00	6,664,348,737.08	2,268,475.04	6,673,684,411.79
National Institute of General Medical Sciences, National Institutes of Health, Health and Human Services Fund Resources:											
Undisbursed Funds	2022		075	0851	000	-----	1,783,060,000.00	-----	-520,643,157.19	-----	2,303,703,157.19
	2021				2,200,325,733.96	-----	-----	1,621,918,997.58	-----	578,406,736.38	
	2020				503,016,539.80	-----	-----	391,144,317.59	-----	111,872,222.21	
	2019				79,157,936.80	-----	-----	41,769,359.69	-----	37,388,577.11	
	2018				34,023,146.10	-----	-----	3,636,375.73	-----	30,386,770.37	
	2017				24,806,723.54	-----	-14,750,000.00	5,849,022.80	4,207,700.74	-----	
	2016				4,314,029.13	-----	-----	185,054.83	4,128,974.30	5-----	
	Subtotal		075	0851	000	2,845,644,109.33	1,783,060,000.00	-14,750,000.00	1,543,859,971.03	8,336,675.04	3,061,757,463.26
National Institute of Environmental Health Science, National Institutes of Health, Health and Human Services Fund Resources:											
Undisbursed Funds	2020-2024		075	0862	000	4,550,277.17	-----	-----	1,832,268.04	-----	2,718,009.13
	2022				-----	924,702,000.00	-----	330,306,877.58	-----	594,395,122.42	
	2021				586,005,931.48	-----	-----	421,548,949.62	-----	164,456,981.86	
	2020				144,148,349.86	-----	-----	110,572,777.22	-----	33,575,572.64	
	2019				31,367,048.69	-----	-----	15,116,544.46	-----	16,250,504.23	
	2018				15,915,175.32	-----	-----	3,163,698.51	-----	12,751,476.81	
	2017				16,151,498.49	-----	-10,750,000.00	4,207,477.58	1,194,020.91	-----	
	No Year				7,612,494.27	-----	-----	-4,775,110.00	-----	12,387,604.27	
	Subtotal		075	0862	000	805,750,775.28	924,702,000.00	-10,750,000.00	881,973,483.01	1,194,020.91	836,535,271.36
National Heart, Lung, and Blood Institute, National Institutes of Health, Health and Human Services Fund Resources:											
Undisbursed Funds	2020-2024		075	0872	000	83,369,359.51	-----	-----	18,975,047.72	-----	64,394,311.79
	2022				-----	3,810,371,000.00	-----	881,184,476.80	-----	2,929,186,523.20	
	2021				2,792,523,176.05	-----	-----	1,786,788,923.15	-----	1,005,734,252.90	
	2020				972,420,151.00	-----	-----	708,296,060.20	-----	264,124,090.80	
	2019				229,919,515.50	-----	-----	128,053,018.91	-----	101,866,496.59	
	2018				99,142,930.30	-----	-----	35,122,507.33	-----	64,020,422.97	
	2017				40,290,250.04	-----	-36,750,000.00	2,320,877.70	1,219,372.34	-----	
	2016				2,659,028.66	-----	-----	9,873.72	2,649,154.94	5-----	
	Subtotal		075	0872	000	4,220,324,411.06	3,810,371,000.00	-36,750,000.00	3,560,750,785.53	3,868,527.28	4,429,326,098.25

Footnotes at End of Chapter

## Appropriations, Outlays, and Balances - Continued

Appropriation or Fund Account  Title	Account Symbol				Balances, Beginning of Fiscal Year	Appropriations and Other Obligational Authority <sup>1</sup>	Transfers Borrowings and Investment (Net) <sup>2</sup>	Outlays (Net)	Balances Withdrawn and Other Transactions <sup>3</sup>	Balances, End of Fiscal Year	
	Period of Availability	ATA	AID	MAIN							SUB
National Institute of Dental and Craniofacial Research, National Institutes of Health, Health and Human Services Fund Resources:											
Undisbursed Funds	2022		075	0873	000	-----	501,207,000.00	-----	141,898,274.41	-----	359,308,725.59
	2021					344,190,113.33	-----	-----	221,407,340.51	-----	122,782,772.82
	2020					114,674,610.53	-----	-----	87,018,115.76	-----	27,656,494.77
	2019					29,216,052.36	-----	-----	18,444,833.51	-----	10,771,218.85
	2018					9,228,878.26	-----	-----	2,158,463.40	-----	7,070,414.86
	2017					4,484,233.50	-----	-3,500,000.00	310,135.70	674,097.80	-----
	Subtotal		075	0873	000	501,793,887.98	501,207,000.00	-3,500,000.00	471,237,163.29	674,097.80	527,589,626.89
National Center for Advancing Translational Sciences, National Institutes of Health, Health and Human Services Fund Resources:											
Undisbursed Funds	2020-2024		075	0875	000	14,576,065.87	-----	-----	9,160,405.02	-----	5,415,660.85
	2022					-----	882,265,000.00	-----	227,298,872.53	-----	654,966,127.47
	2021					627,609,292.78	-----	-----	460,228,416.04	-----	167,380,876.74
	2020					143,880,673.29	-----	-----	113,027,967.71	-----	30,852,705.58
	2019					33,705,400.25	-----	-----	14,119,998.17	-----	19,585,402.08
	2018-2019					4,702,329.08	-----	-----	786,679.48	-----	3,915,649.60
	2018					6,352,721.95	-----	-----	1,030,932.90	-----	5,321,789.05
	2017					25,543,780.30	-----	-22,750,000.00	786,131.58	2,007,648.72	-----
	Subtotal		075	0875	000	856,370,263.52	882,265,000.00	-22,750,000.00	826,439,403.43	2,007,648.72	887,438,211.37
National Institute of Diabetes and Digestive and Kidney Diseases, National Institutes of Health, Health and Human Services Fund Resources:											
Undisbursed Funds	2022		075	0884	000	-----	2,206,231,000.00	-----	588,756,698.68	-----	1,617,474,301.32
	2021					1,584,194,760.30	-----	-----	1,097,038,376.81	-----	487,156,383.49
	2020					521,844,862.33	-----	-----	398,930,017.57	-----	122,914,844.76
	2019					121,168,861.99	-----	-----	81,502,065.83	-----	39,666,796.16
	2018					30,677,055.64	-----	-----	11,047,285.27	-----	19,629,770.37
	2017-2018					74,719.79	-----	-----	-----	-----	74,719.79
	2017					16,773,142.48	-----	-11,750,000.00	4,239,029.82	784,112.66	-----
	2016-2017					21,911.26	-----	-----	-----	21,911.26	-----
	2016					4,446,297.79	-----	-----	1,186,283.73	3,260,014.06	<sup>5</sup> -----
	No Year					433,223,434.31	141,450,000.00	-----	101,536,292.23	-----	473,137,142.08
	Subtotal		075	0884	000	2,712,425,045.89	2,347,681,000.00	-11,750,000.00	2,284,236,049.94	4,066,037.98	2,760,053,957.97
National Institute of Allergy and Infectious Diseases, National Institutes of Health, Health and Human Services Fund Resources:											
Undisbursed Funds	2020-2024		075	0885	000	969,956,002.45	-----	-----	296,588,247.46	-----	673,367,754.99
	2022					-----	6,322,180,000.00	-----	1,925,070,230.22	-----	4,397,109,769.78
	2021					4,133,431,382.35	-----	-----	2,855,419,174.29	-----	1,278,012,208.06

Footnotes at End of Chapter

Appropriations, Outlays, and Balances - Continued

Appropriation or Fund Account  Title	Account Symbol				Balances, Beginning of Fiscal Year	Appropriations and Other Obligational Authority <sup>1</sup>	Transfers Borrowings and Investment (Net) <sup>2</sup>	Outlays (Net)	Balances Withdrawn and Other Transactions <sup>3</sup>	Balances, End of Fiscal Year	
	Period of Availability	ATA	AID	MAIN							SUB
	2020				1,248,750,840.41	-----	-----	890,461,052.39	-----	358,289,788.02	
	2019				284,973,124.74	-----	-----	135,383,572.26	-----	149,589,552.48	
	2018-2019				1,895,866.19	-----	-----	1,208,713.24	-----	687,152.95	
	2018				116,442,059.41	-----	-----	33,544,709.21	-----	82,897,350.20	
	2017				75,305,414.29	-----	-55,250,000.00	18,848,421.17	1,206,993.12	-----	
	2016-2017				24,847,123.95	-----	-----	14,484,038.91	10,363,085.04	-----	
	No Year				33,825,495.54	-----	-----	966,419.43	-----	32,859,076.11	
	Subtotal		075	0885	000	6,889,427,309.33	6,322,180,000.00	-55,250,000.00	6,171,974,578.58	11,570,078.16	6,972,812,652.59
National Institute of Neurological Disorders and Stroke, National Institutes of Health, Health and Human Services Fund Resources:											
Undisbursed Funds	2022		075	0886	000	-----	2,531,190,000.00	-----	664,182,248.16	-----	1,867,007,751.84
	2021				1,856,538,422.70	-----	-----	1,162,429,928.33	-----	694,108,494.37	
	2020				663,206,099.30	-----	-----	438,057,094.55	-----	225,149,004.75	
	2019				224,329,673.07	-----	-----	96,020,563.46	-----	128,309,109.61	
	2018-2019				108,639,207.78	-----	-----	32,140,675.37	-----	76,498,532.41	
	2018				31,563,368.27	-----	-----	8,395,260.36	-----	23,168,107.91	
	2017				21,740,852.15	-----	-18,500,000.00	1,909,928.19	1,330,923.96	-----	
	No Year				82,560,831.03	76,000,000.00	-----	44,363,025.96	-----	114,197,805.07	
	Subtotal		075	0886	000	2,988,578,454.30	2,607,190,000.00	-18,500,000.00	2,447,498,724.38	1,330,923.96	3,128,438,805.96
National Eye Institute, National Institutes of Health Fund Resources:											
Undisbursed Funds	2022		075	0887	000	-----	863,752,000.00	-----	238,101,264.31	-----	625,650,735.69
	2021				607,871,768.15	-----	-----	437,883,657.48	-----	169,988,110.67	
	2020				159,453,307.18	-----	-----	130,217,796.06	-----	29,235,511.12	
	2019				24,085,247.15	-----	-----	16,051,167.91	-----	8,034,079.24	
	2018				12,419,746.00	-----	-----	2,193,678.37	-----	10,226,067.63	
	2017				4,479,190.28	-----	-3,500,000.00	449,112.71	530,077.57	-----	
	2016				1,129,082.63	-----	-----	-----	1,129,082.63	5-----	
	Subtotal		075	0887	000	809,438,341.39	863,752,000.00	-3,500,000.00	824,896,676.84	1,659,160.20	843,134,504.35
National Institute of Arthritis and Musculoskeletal and Skin Diseases, National Institutes of Health, Health and Human Services Fund Resources:											
Undisbursed Funds	2022		075	0888	000	-----	657,873,000.00	-----	178,647,973.31	-----	479,225,026.69
	2021				462,040,847.49	-----	-----	330,379,457.52	-----	131,661,389.97	
	2020				123,380,565.44	-----	-----	101,636,292.25	-----	21,744,273.19	
	2019				15,314,598.02	-----	-----	9,674,416.05	-----	5,640,181.97	
	2018				5,993,614.56	-----	-----	1,643,804.51	-----	4,349,810.05	
	2017				3,371,158.07	-----	-2,500,000.00	231,503.01	639,655.06	-----	
	2016				772,274.62	-----	-----	17,281.83	754,992.79	5-----	

Footnotes at End of Chapter



**Appropriations, Outlays, and Balances - Continued**

Appropriation or Fund Account  Title	Account Symbol				Balances, Beginning of Fiscal Year	Appropriations and Other Obligational Authority <sup>1</sup>	Transfers Borrowings and Investment (Net) <sup>2</sup>	Outlays (Net)	Balances Withdrawn and Other Transactions <sup>3</sup>	Balances, End of Fiscal Year	
	Period of Availability	ATA	AID	MAIN SUB							
	Subtotal		075	0888	000	610,873,058.20	657,873,000.00	-2,500,000.00	622,230,728.48	1,394,647.85	642,620,681.87
National Institute of Nursing Research, National Institutes of Health, Health and Human Services Fund Resources:											
Undisbursed Funds	2022		075	0889	000	-----	180,841,000.00	-----	43,583,752.66	-----	137,257,247.34
	2021					133,500,172.78	-----	-----	82,942,358.25	-----	50,557,814.53
	2020					45,689,021.13	-----	-----	37,896,765.78	-----	7,792,255.35
	2019					4,443,304.08	-----	-----	2,458,037.44	-----	1,985,266.64
	2018					2,542,071.16	-----	-----	-53,502.48	-----	2,595,573.64
	2017					2,361,364.21	-----	-1,750,000.00	188,888.31	422,475.90	-----
	Subtotal		075	0889	000	188,535,933.36	180,841,000.00	-1,750,000.00	167,016,299.96	422,475.90	200,188,157.50
National Institute on Deafness and Other Communication Disorders, National Institutes of Health, Health and Human Services Fund Resources:											
Undisbursed Funds	2022		075	0890	000	-----	514,882,000.00	-----	132,152,085.97	-----	382,729,914.03
	2021					369,437,200.56	-----	-----	230,439,631.40	-----	138,997,569.16
	2020					122,768,419.55	-----	-----	94,154,192.03	-----	28,614,227.52
	2019					21,089,187.85	-----	-----	13,442,024.73	-----	7,647,163.12
	2018					8,233,292.57	-----	-----	2,320,247.26	-----	5,913,045.31
	2017					4,367,766.87	-----	-3,500,000.00	552,957.81	314,809.06	-----
	Subtotal		075	0890	000	525,895,867.40	514,882,000.00	-3,500,000.00	473,061,139.20	314,809.06	563,901,919.14
National Human Genome Research Institute, National Institutes of Health, Health and Human Services Fund Resources:											
Undisbursed Funds	2022		075	0891	000	-----	636,479,000.00	-----	184,235,489.17	-----	452,243,510.83
	2021					433,606,951.57	-----	-----	302,190,473.71	-----	131,416,477.86
	2020					119,052,335.19	-----	-----	95,534,480.70	-----	23,517,854.49
	2019					10,257,022.28	-----	-----	5,246,454.66	-----	5,010,567.62
	2018					6,036,485.35	-----	-----	1,472,699.43	-----	4,563,785.92
	2017					4,872,036.54	-----	-4,000,000.00	147,504.91	724,531.63	-----
	2016-2017					144,559.95	-----	-----	-----	144,559.95	-----
	Subtotal		075	0891	000	573,969,390.88	636,479,000.00	-4,000,000.00	588,827,102.58	869,091.58	616,752,196.72
National Institute of Mental Health, National Institutes of Health, Health and Human Services Fund Resources:											
Undisbursed Funds	2022		075	0892	000	-----	2,144,670,000.00	-----	504,033,329.97	-----	1,640,636,670.03
	2021					1,556,311,072.08	-----	-----	955,554,812.93	-----	600,756,259.15
	2020					555,830,907.17	-----	-----	424,068,358.67	-----	131,762,548.50
	2019					95,549,690.26	-----	-----	54,702,820.58	-----	40,846,869.68
	2018					35,713,109.74	-----	-----	12,536,004.02	-----	23,177,105.72
	2017					19,198,545.79	-----	-14,000,000.00	3,881,654.12	1,316,891.67	-----
	No Year					123,889,426.73	76,000,000.00	-----	56,074,559.26	-----	143,814,867.47

Footnotes at End of Chapter

Appropriations, Outlays, and Balances - Continued

Appropriation or Fund Account  Title	Account Symbol				Balances, Beginning of Fiscal Year	Appropriations and Other Obligational Authority <sup>1</sup>	Transfers Borrowings and Investment (Net) <sup>2</sup>	Outlays (Net)	Balances Withdrawn and Other Transactions <sup>3</sup>	Balances, End of Fiscal Year	
	Period of Availability	ATA	AID	MAIN SUB							
	Subtotal		075	0892	000	2,386,492,751.77	2,220,670,000.00	-14,000,000.00	2,010,851,539.55	1,316,891.67	2,580,994,320.55
National Institute on Drug Abuse, National Institutes of Health, Health and Human Services Fund Resources:											
Undisbursed Funds	2022		075	0893	000	-----	1,596,123,000.00	-----	276,951,605.23	-----	1,319,171,394.77
	2021					1,200,582,048.48	-----	-----	588,391,733.79	-----	612,190,314.69
	2020					558,395,408.50	-----	-----	397,174,362.26	-----	161,221,046.24
	2019					144,879,672.70	-----	-----	88,562,070.50	-----	56,317,602.20
	2018-2019					45,854,559.96	-----	-----	21,561,607.62	-----	24,292,952.34
	2018					25,268,992.41	-----	-----	7,417,888.68	-----	17,851,103.73
	2017					16,380,575.81	-----	-11,750,000.00	3,609,206.87	1,021,368.94	-----
	2016					2,550,847.18	-----	-----	-3,698.03	2,554,545.21	<sup>5</sup> -----
	No Year					7,224,270.17	-----	-----	1,190,289.13	-----	6,033,981.04
	Subtotal		075	0893	000	2,001,136,375.21	1,596,123,000.00	-11,750,000.00	1,384,855,066.05	3,575,914.15	2,197,078,395.01
National Institute on Alcohol Abuse and Alcoholism, National Institutes of Health, Health and Human Services Fund Resources:											
Undisbursed Funds	2022		075	0894	000	-----	574,910,000.00	-----	139,018,663.98	-----	435,891,336.02
	2021					419,154,818.74	-----	-----	250,852,617.34	-----	168,302,201.40
	2020					160,208,435.19	-----	-----	125,941,873.64	-----	34,266,561.55
	2019					28,001,855.81	-----	-----	18,391,481.48	-----	9,610,374.33
	2018					9,191,040.53	-----	-----	1,739,727.84	-----	7,451,312.69
	2017					10,647,820.12	-----	-8,000,000.00	1,855,588.47	792,231.65	-----
	2016					501,179.04	-----	-----	-----	501,179.04	<sup>5</sup> -----
	Subtotal		075	0894	000	627,705,149.43	574,910,000.00	-8,000,000.00	537,799,952.75	1,293,410.69	655,521,785.99
National Center for Complementary and Integrative Health, National Institute of Health, Health and Human Services Fund Resources:											
Undisbursed Funds	2022		075	0896	000	-----	159,282,000.00	-----	41,782,878.50	-----	117,499,121.50
	2021					114,873,954.56	-----	-----	63,787,535.41	-----	51,086,419.15
	2020					50,621,997.55	-----	-----	40,164,260.24	-----	10,457,737.31
	2019					8,870,702.50	-----	-----	5,137,788.73	-----	3,732,913.77
	2018					3,604,809.73	-----	-----	1,352,586.92	-----	2,252,222.81
	2017					753,753.64	-----	-250,000.00	140,444.81	363,308.83	-----
	Subtotal		075	0896	000	178,725,217.98	159,282,000.00	-250,000.00	152,365,494.61	363,308.83	185,028,414.54
National Institute on Minority Health and Health Disparities, National Institutes of Health, Health and Human Services Fund Resources:											
Undisbursed Funds	2022		075	0897	000	-----	459,777,000.00	-----	57,039,905.70	-----	402,737,094.30
	2021					338,532,580.51	-----	-----	159,568,706.38	-----	178,963,874.13
	2020					132,447,710.26	-----	-----	102,882,954.73	-----	29,564,755.53
	2019					19,905,449.48	-----	-----	15,037,928.97	-----	4,867,520.51

Footnotes at End of Chapter

## Appropriations, Outlays, and Balances - Continued

Appropriation or Fund Account	Account Symbol				Balances, Beginning of Fiscal Year	Appropriations and Other Obligational Authority <sup>1</sup>	Transfers Borrowings and Investment (Net) <sup>2</sup>	Outlays (Net)	Balances Withdrawn and Other Transactions <sup>3</sup>	Balances, End of Fiscal Year
Title	Period of Availability	ATA	AID	MAIN						
	2018				4,642,642.18	-----	-----	1,001,057.91	-----	3,641,584.27
	2017				-46,207.74	-----	-250,000.00	-1,753,191.88	1,456,984.14	-----
	Subtotal		075	0897	000	495,482,174.69	459,777,000.00	-250,000.00	333,777,361.81	1,456,984.14
<b>National Institute of Biomedical Imaging and Bioengineering, National Institutes of Health, Health and Human Services</b>										
Fund Resources:										
Undisbursed Funds										
	2020-2024		075	0898	000	48,171,274.42	-----	-----	15,644,564.00	-----
	2022					-----	424,588,000.00	-----	84,822,651.68	-----
	2021					328,183,960.77	-----	-----	213,321,737.64	-----
	2020					121,413,651.34	-----	-----	87,285,120.47	-----
	2019					23,044,000.77	-----	-----	15,409,658.87	-----
	2018					5,429,025.94	-----	-----	2,231,675.32	-----
	2017					2,657,119.79	-----	-1,750,000.00	436,282.85	470,836.94
	2016					612,312.33	-----	-----	-----	612,312.33
	No Year					102,121,410.00	-----	-----	69,432,818.09	-----
	Subtotal		075	0898	000	631,632,755.36	424,588,000.00	-1,750,000.00	488,584,508.92	1,083,149.27
<b>Special Fund Accounts</b>										
Cooperative Research and Development Agreements, National Institutes of Health, Health and Human Services										
Fund Resources:										
Undisbursed Funds										
	No Year		075	5145	000	144,237,189.91	51,222,983.79	-----	30,238,850.68	-----
NIH Innovation, CURES Act, National Institutes of Health, Health and Human Services										
Fund Resources:										
Undisbursed Funds										
	No Year		075	5628	000	250,527,404.73	150,000,000.00	-----	132,842,343.59	-----
<b>Management Funds</b>										
Management Fund, National Institutes of Health, Health and Human Services										
Fund Resources:										
Undisbursed Funds										
	2022-2024		075	3966	000	-----	-----	-----	-605,571,472.91	-----
	2022-2023					-----	-----	-----	-229,765,243.66	-----
	2021-2023					117,760,947.57	-----	-----	12,590,700.46	-----
	2021-2022					217,539,798.88	-----	-----	186,040,464.85	-----
	2020-2022					37,626,641.58	-----	-----	20,706,848.84	-----
	2020-2021					29,747,143.52	-----	-----	17,332,822.57	-----
	2019-2021					38,646,577.33	-----	-----	28,287,186.10	-----
	2019-2020					7,442,852.18	-----	-----	1,933,425.32	-----
	2018-2020					11,562,109.22	-----	-----	3,018,191.19	-----
	2018-2019					14,852,116.99	-----	-----	422,071.47	-----
	2017-2019					37,789,433.87	-----	-----	1,052,718.47	-----
	2017-2018					8,198,827.39	-----	-----	1,169,365.35	-----

Footnotes at End of Chapter

Appropriations, Outlays, and Balances - Continued

Appropriation or Fund Account  Title	Account Symbol				Balances, Beginning of Fiscal Year	Appropriations and Other Obligational Authority <sup>1</sup>	Transfers Borrowings and Investment (Net) <sup>2</sup>	Outlays (Net)	Balances Withdrawn and Other Transactions <sup>3</sup>	Balances, End of Fiscal Year
	Period of Availability	ATA	AID	MAIN						
	2016-2018				35,397,903.79	-----	-----	21,092,493.08	-----	14,305,410.71
	2016-2017				4,412,639.57	-----	-----	13,539.13	4,399,100.44	-----
	2015-2017				6,435,942.18	-----	-----	141,116.97	6,294,825.21	-----
	No Year				2,460,532.90	-----	-----	1,514,224.87	-----	946,308.03
	Subtotal		075	3966	000	-----	-----	-540,021,547.90	10,693,925.65	1,099,201,089.22
<b>Intragovernmental Funds</b>										
Service and Supply Fund, National Institutes of Health, Health and Human Services										
Fund Resources:										
Undisbursed Funds										
	No Year		075	4554	000	-----	-----	-290,022,174.24	-----	2,236,491,922.00
Total, National Institutes of Health										
					51,983,884,538.27	45,415,899,983.79	-324,500,000.00	40,622,870,124.15	81,500,716.93	56,370,913,680.98
<b>Substance Abuse and Mental Health Services Administration</b>										
<b>General Fund Accounts</b>										
Health Surveillance and Program Support, Substance Abuse and Mental Health Services Administration, Health and Human Services										
Fund Resources:										
Undisbursed Funds										
	2022-2023		075	1362	000	-----	312,500,000.00	-----	988,578.06	-----
	2022					-----	260,230,000.00	-----	74,760,531.48	-----
	2021					4,145,001,201.29	-----	-----	1,303,747,636.83	-----
	2020-2021					215,969,765.36	-----	-----	138,401,996.16	-----
	2020					9,823,703.41	-----	-----	10,700,175.70	-----
	2019-2020					68,246,178.59	-----	-----	44,426,782.57	-----
	2018-2020					8,861,249.75	-----	-----	145,890.59	-----
	2019					9,150,132.59	-----	-----	5,709,372.03	-----
	2018					9,005,205.52	-----	-----	32,411.88	-----
	2017					3,972,784.72	-----	-2,791,256.78	1,086,796.86	94,731.08
	2016-2017					273,127.16	-----	-273,127.16	-----	-----
	No Year					77,242,134.04	-----	-----	12,854,647.51	-----
	Subtotal		075	1362	000	4,547,545,482.43	572,730,000.00	-3,064,383.94	1,592,854,819.67	94,731.08
Mental Health, Substance Abuse and Mental Health Services Administration, Health and Human Services										
Fund Resources:										
Undisbursed Funds										
	2022-2024		075	1363	000	-----	315,000,000.00	-----	8,507,478.14	-----
	2021-2023					235,652,495.51	-----	-----	161,998,382.98	-----
	2022					-----	1,733,090,000.00	-----	354,500,537.33	-----
	2020-2022					41,834,205.44	-----	-----	33,711,998.81	-----
	2021					1,204,635,579.45	-----	-----	706,670,987.85	-----
	2019-2021					28,425,469.61	-----	-----	9,647,470.22	-----
	2020					445,752,817.95	-----	-----	315,920,059.82	-----
	2018-2020					1,722,929.29	-----	-----	33,190.56	-----

Footnotes at End of Chapter

### Appropriations, Outlays, and Balances - Continued

Appropriation or Fund Account  Title	Account Symbol				Balances, Beginning of Fiscal Year	Appropriations and Other Obligational Authority <sup>1</sup>	Transfers Borrowings and Investment (Net) <sup>2</sup>	Outlays (Net)	Balances Withdrawn and Other Transactions <sup>3</sup>	Balances, End of Fiscal Year	
	Period of Availability	ATA	AID	MAIN							SUB
	2019				104,001,872.81	-----	-----	35,624,608.00	-----	68,377,264.81	
	2018				91,148,932.87	-----	-----	2,736,243.08	-----	88,412,689.79	
	2017				81,966,345.80	-----	-64,811,328.29	17,153,999.09	1,018.42	-----	
	No Year				1,998,275,045.06	12,000,000.00	-----	104,742,177.35	-----	1,905,532,867.71	
	Subtotal		075	1363	000	4,233,415,693.79	2,060,090,000.00	-64,811,328.29	1,751,247,133.23	1,018.42	4,477,446,213.85
Substance Abuse Treatment, Substance Abuse and Mental Health Administration, Health and Human Services Fund Resources:											
Undisbursed Funds											
	2022		075	1364	000	-----	3,873,396,000.00	-----	608,329,294.69	-----	3,265,066,705.31
	2021					3,185,605,244.24	-----	1,860,557,260.15	-----	1,325,047,984.09	
	2020					1,310,643,108.61	-----	1,157,625,180.62	-----	153,017,927.99	
	2019					466,096,021.28	-----	167,445,070.19	-----	298,650,951.09	
	2018					66,867,407.92	-----	8,558,097.58	-----	58,309,310.34	
	2017					62,849,721.29	-----	-57,516,484.36	60,020.34	-----	
	No Year					1,546,393,257.65	-----	44,471,965.27	-----	1,501,921,292.38	
	Subtotal		075	1364	000	6,638,454,760.99	3,873,396,000.00	-57,516,484.36	3,852,260,085.09	60,020.34	6,602,014,171.20
Substance Abuse Prevention, Substance Abuse and Mental Health Administration, Health and Human Services Fund Resources:											
Undisbursed Funds											
	2022		075	1365	000	-----	218,219,000.00	-----	6,348,888.58	-----	211,870,111.42
	2021					202,771,697.22	-----	98,949,479.55	-----	103,822,217.67	
	2020					101,909,286.57	-----	69,072,448.99	-----	32,836,837.58	
	2019					33,488,802.00	-----	9,068,590.59	-----	24,420,211.41	
	2018					30,777,595.25	-----	2,599,056.68	-----	28,178,538.57	
	2017					17,098,827.05	-----	-13,056,947.54	1,422,236.32	-----	
	Subtotal		075	1365	000	386,046,208.09	218,219,000.00	-13,056,947.54	188,658,107.58	1,422,236.32	401,127,916.65
Total, Substance Abuse and Mental Health Services Administration						15,805,462,145.30	6,724,435,000.00	-138,449,144.13	7,385,020,145.57	1,578,006.16	15,004,849,849.44
<b>Agency for Healthcare Research and Quality</b>											
<b>General Fund Accounts</b>											
Healthcare Research and Quality, Agency for Healthcare Research and Quality, Health and Human Services Fund Resources:											
Undisbursed Funds											
	2022		075	1700	000	-----	350,400,000.00	-----	139,597,898.62	-----	210,802,101.38
	2021					201,493,642.57	-----	133,938,677.45	-----	67,554,965.12	
	2020-2021					-----	-----	647,767.00	-----	° -647,767.00	
	2020					70,123,954.19	-----	49,910,950.79	-----	20,213,003.40	
	2019-2020					-----	-----	76,248.00	-----	° -76,248.00	
	2019					21,414,904.37	-----	8,297,629.41	-----	13,117,274.96	
	2018-2019					-0.24	-----	-----	-----	° -0.24	
	2018					11,359,258.20	-----	1,248,974.07	-----	10,110,284.13	

Footnotes at End of Chapter

Appropriations, Outlays, and Balances - Continued

Appropriation or Fund Account  Title	Account Symbol				Balances, Beginning of Fiscal Year	Appropriations and Other Obligational Authority <sup>1</sup>	Transfers Borrowings and Investment (Net) <sup>2</sup>	Outlays (Net)	Balances Withdrawn and Other Transactions <sup>3</sup>	Balances, End of Fiscal Year	
	Period of Availability	ATA	AID	MAIN SUB							
	2017-2018				911.20	-----	-----	-----	-----	911.20	
	2017				7,369,224.26	-----	-6,853,135.77	455,718.92	60,369.57	-----	
	No Year				28,312,128.44	-----	-----	4,850,385.81	-----	23,461,742.63	
	Subtotal		075	1700	000	340,074,022.99	350,400,000.00	-6,853,135.77	339,024,250.07	60,369.57	344,536,267.58
Total, Agency for Healthcare Research and Quality					340,074,022.99	350,400,000.00	-6,853,135.77	339,024,250.07	60,369.57	344,536,267.58	
<b>Centers for Medicare and Medicaid Services</b>											
<b>General Fund Accounts</b>											
Health Insurance Consumer Information, Office of the Secretary, Health and Human Services											
Fund Resources:											
Transfer To:											
Centers for Medicare and Medicaid Services, Health and Human Services	No Year	075	075	0111	005	1,967,957.21	-----	-----	-----	1,967,957.21	
Rate Review Grants, Office of the Secretary, Health and Human Services											
Fund Resources:											
Transfer To:											
Centers for Medicare and Medicaid Services, Health and Human Services	No Year	075	075	0112	005	31,542,041.38	-----	-----	1,967,508.45	29,574,532.93	
Pre-Existing Condition Insurance Plan Program, Office of the Secretary, Health and Human Services											
Fund Resources:											
Transfer To:											
Centers for Medicare and Medicaid Services, Health and Human Services	No Year	075	075	0113	005	157,532,024.85	-----	-----	61,977,379.97	95,554,644.88	
Early Retiree Reinsurance Program, Office of the Secretary, Health and Human Services											
Fund Resources:											
Transfer To:											
Centers for Medicare and Medicaid Services, Health and Human Services	No Year	075	075	0114	005	36,569,580.18	-----	-----	-----	36,569,580.18	
Affordable Insurance Exchange Grants, Centers for Medicare and Medicaid Services, Health and Human Services											
Fund Resources:											
Undisbursed Funds	2021-2022		075	0115	000	20,000,000.00	-----	-----	14,223,696.40	5,776,303.60	
	2017					1,938.00	-----	-----	1,938.00	-----	
	Subtotal		075	0115	000	20,001,938.00	-----	-----	14,223,696.40	1,938.00	5,776,303.60
Consumer Operated and Oriented Plan Program Account, Centers for Medicare and Medicaid Services, Health and Human Services											
Fund Resources:											
Undisbursed Funds	No Year		075	0118	000	1,484,586.25	7,338,832.30	-----	8,204,483.06	618,935.49	

Footnotes at End of Chapter

**Appropriations, Outlays, and Balances - Continued**

Appropriation or Fund Account  Title	Account Symbol				Balances, Beginning of Fiscal Year	Appropriations and Other Obligational Authority <sup>1</sup>	Transfers Borrowings and Investment (Net) <sup>2</sup>	Outlays (Net)	Balances Withdrawn and Other Transactions <sup>3</sup>	Balances, End of Fiscal Year
	Period of Availability	ATA	AID	MAIN SUB						
Medicare Health Information Technology Incentive Payments - Recovery Act, Centers for Medicare and Medicaid Services, Health and Human Services Fund Resources: Undisbursed Funds	No Year		075 0508	000	15,930,566.93	-----	-----	-7,874,041.74	-----	23,804,608.67
Patient Protection and Affordable Care - Program Management, Centers for Medicare and Medicaid, Health and Human Services Fund Resources: Undisbursed Funds	No Year		075 0509	000	118,332,265.52	-----	-----	15,230,608.23	-----	103,101,657.29
Program Management - Recovery Act, Centers for Medicare and Medicaid Services, Health and Human Services Fund Resources: Undisbursed Funds	No Year		075 0510	000	85,110,772.52	-----	-----	13,132,537.73	-----	71,978,234.79
Program Management, Centers for Medicare and Medicaid Services, Health and Human Services Fund Resources: Undisbursed Funds	2022-2023		075 0511	000	-----	-----	-----	-13,882,519.94	-----	13,882,519.94
	2020-2023				114,720,507.01	-----	-----	42,246,121.02	-----	72,474,385.99
	2022				-----	2,914,734.00	-----	<sup>7</sup> -2,415,497.54	-----	5,330,231.54
	2021-2022				23,016,696.23	-----	-----	272,543.63	-----	22,744,152.60
	2019-2022				-----	-----	-----	-903,122.51	-----	903,122.51
	2018-2022				3,563,944.49	-----	-----	2,361,012.63	-----	1,202,931.86
	2017-2022				40,229,133.26	-----	-----	18,205,825.40	-----	22,023,307.86
	2016-2022				1,359,687.55	-----	-----	-8,762.87	-----	1,368,450.42
	2015-2022				29,557.12	-----	-----	-----	-----	29,557.12
	2021				34,587,993.77	-----	-----	<sup>8</sup> -10,231,254.82	-----	44,819,248.59
	2016-2021				35,855,959.54	-----	-----	874,988.64	-----	34,980,970.90
	2020				43,994,739.72	-----	-----	26,125,419.04	-----	17,869,320.68
	2015-2020				34,451,792.41	-----	-----	39,621.68	-----	34,412,170.73
	2019				20,840,879.48	-----	-----	8,365,967.04	-----	12,474,912.44
	2017-2019				474,911.81	-----	-----	-----	-----	474,911.81
	2014-2019				18,000,351.77	-----	-----	790,081.77	-----	17,210,270.00
	2018				12,673,527.39	-----	-----	9,171,521.00	-----	3,502,006.39
	2017-2018				1,000,000.02	-----	-----	-----	-----	1,000,000.02
	2016-2018				2,709,873.26	-----	-----	-4,775.15	-----	2,714,648.41
	2015-2018				1,498,878.58	-----	-----	-1,121.49	-----	1,500,000.07
	2013-2018				8,481,606.53	-----	-----	29,883.63	-----	8,451,722.90
	2017				11,260,581.86	-----	-----	11,260,581.86	-----	-----
	2012-2017				25,110,937.50	-----	-----	-1,875,382.94	26,986,320.44	-----
	No Year				4,259,483,684.19	3,062,000,000.00	-----	-722,036,474.68	-----	8,043,520,158.87
	Subtotal		075 0511	000	4,693,345,243.49	3,064,914,734.00	-----	-631,615,344.60	26,986,320.44	8,362,889,001.65

Footnotes at End of Chapter

Appropriations, Outlays, and Balances - Continued

Appropriation or Fund Account  Title	Account Symbol				Balances, Beginning of Fiscal Year	Appropriations and Other Obligational Authority <sup>1</sup>	Transfers Borrowings and Investment (Net) <sup>2</sup>	Outlays (Net)	Balances Withdrawn and Other Transactions <sup>3</sup>	Balances, End of Fiscal Year	
	Period of Availability	ATA	AID	MAIN							SUB
Grants to States for Medicaid, Centers for Medicare and Medicaid Services, Health and Human Services Fund Resources:											
Undisbursed Funds	No Year		075	0512	000	69,247,494,393.26	573,628,647,927.89	18,256,938.54	586,882,682,658.69	-----	56,011,716,601.00
Transfer To:											
Center for Disease Control	No Year	075	075	0512	009	774,433,516.11	5,539,916,830.72	-18,256,938.54	5,040,743,135.98	-----	1,255,350,272.31
Subtotal			075	0512	000	70,021,927,909.37	579,168,564,758.61	-----	591,923,425,794.67	-----	57,267,066,873.31
Payments for Credits Against Health Care Contributions, Centers for Medicare and Medicaid Services, Health and Human Services Fund Resources:											
Undisbursed Funds	No Year		075	0513	000	-----	1,979.47	-----	1,979.47	-----	-----
State Children's Health Insurance Fund, Centers for Medicare and Medicaid Services, Health and Human Services Fund Resources:											
Undisbursed Funds	2022		075	0515	000	-----	25,900,000,000.00	-----	8,393,857,533.69	-----	17,506,142,466.31
	2021					14,128,609,614.89	-----	-----	8,187,199,394.62	-----	5,941,410,220.27
	2020					2,111,643,439.91	-----	-105,049,785.00	23,801,019.66	-----	1,982,792,635.25
	2019					3,236,517,401.09	-----	-54,787,148.81	58,278,625.50	-----	3,123,451,626.78
	2018					1,059,153,409.60	-----	-398,044,115.00	-----	-----	661,109,294.60
	2017					79,807,298.00	-----	-----	6.00	79,807,292.00	-----
	No Year					10,352,588,029.10	-----	3,858,618,928.80	7,132,156.75	-----	14,204,074,801.15
	Subtotal		075	0515	000	30,968,319,192.59	25,900,000,000.00	3,300,737,879.99	16,670,268,736.22	79,807,292.00	43,418,981,044.36
State Grants and Demonstration, Centers for Medicare and Medicaid Services, Health and Human Services Fund Resources:											
Undisbursed Funds	2022-2023		075	0516	000	-----	424,350,000.00	-----	-----	-----	424,350,000.00
	2021-2023					422,451,101.00	-----	-----	10,781,871.30	-----	411,669,229.70
	2020-2023					-----	-----	243,066,865.00	2,413,870.37	-----	240,652,994.63
	2019-2023					-----	-----	46,000,392.88	963,954.59	-----	45,036,438.29
	2018-2023					82,038,194.95	-----	-----	17,964,939.27	-----	64,073,255.68
	2016-2023					9,513,187.07	-----	-----	1,877,882.37	-----	7,635,304.70
	2015-2023					82,482.64	-----	2,144,000.35	-----	-----	2,226,482.99
	2014-2023					13,208,454.76	-----	471,773.47	1,053,858.88	-----	12,626,369.35
	2013-2023					15,485,269.81	-----	-----	3,010,311.58	-----	12,474,958.23
	2008-2023					98,711.96	-----	139.40	-----	-----	98,851.36
	2020-2021					305,484,811.86	-----	-243,066,865.00	43,428,895.68	-----	18,989,051.18
	2019-2021					154,891,244.76	-----	-46,000,392.88	54,011,805.78	-----	54,879,046.10
	2016-2021					27,547,803.76	-----	-----	15,496,085.37	-----	12,051,718.39
	2015-2021					86,564,183.48	-----	-2,144,000.35	52,682,480.74	-----	31,737,702.39
	2014-2021					41,535,074.82	-----	-471,773.47	18,942,875.30	-----	22,120,426.05
	2013-2021					21,699,877.56	-----	-----	9,403,069.84	-----	12,296,807.72
	2010-2021					67.00	-----	-----	-----	-----	67.00

Footnotes at End of Chapter



## Appropriations, Outlays, and Balances - Continued

Appropriation or Fund Account  Title	Account Symbol				Balances, Beginning of Fiscal Year	Appropriations and Other Obligational Authority <sup>1</sup>	Transfers Borrowings and Investment (Net) <sup>2</sup>	Outlays (Net)	Balances Withdrawn and Other Transactions <sup>3</sup>	Balances, End of Fiscal Year	
	Period of Availability	ATA	AID	MAIN							SUB
	2009-2021				142,282.20	-----	-----	-----	-----	142,282.20	
	2008-2021				139.40	-----	-139.40	-----	-----	-----	
	2007-2021				2,534.37	-----	-----	-----	-----	2,534.37	
	2016-2017				2,767,498.29	-----	-----	-----	2,767,498.29	-----	
	No Year				429,754,082.31	88,182,410.00	-----	119,493,315.14	-----	398,443,177.17	
	Subtotal		075	0516	000	1,613,267,002.00	512,532,410.00	0.00	351,525,216.21	2,767,498.29	1,771,506,697.50
Grants to States for Medicaid - Recovery Act, Centers for Medicare and Medicaid Services, Health and Human Services											
Fund Resources:											
Undisbursed Funds											
	No Year		075	0518	000	394,485,436.88	-----	-----	26,148,154.72	-----	368,337,282.16
Quality Improvements Organizations, Centers for Medicare and Medicaid, Health and Human Services											
Fund Resources:											
Undisbursed Funds											
	2022		075	0519	000	-----	-----	-----	-673,019.44	-----	673,019.44
	2021					-3,525,833.66	-----	-----	-18,196,782.44	-----	14,670,948.78
	2020					25,932,111.62	-----	-----	8,333,780.90	-----	17,598,330.72
	2019					26,345,898.13	-----	-----	13,139,710.05	-----	13,206,188.08
	2018					4,225,061.70	-----	-----	-78,633.75	-----	4,303,695.45
	2017					12,830,842.73	-----	-----	12,830,842.73	-----	-----
	No Year					200,000,000.00	-----	-----	16,579,245.57	-----	183,420,754.43
	Subtotal		075	0519	000	265,808,080.52	-----	-----	31,935,143.62	-----	233,872,936.90
Centers for Medicare and Medicaid Innovation, Centers for Medicare and Medicaid, Health and Human Services											
Fund Resources:											
Undisbursed Funds											
	No Year		075	0522	000	10,760,100,727.60	-----	-----	681,815,263.80	-----	10,078,285,463.80
Consumer Operated Oriented Plan Program Contingency Fund, Centers for Medicare and Medicaid Services, Health and Human Services											
Fund Resources:											
Undisbursed Funds											
	No Year		075	0524	000	912,825.65	1,618,612.90	-----	2,319,918.61	-----	211,519.94
Payments to Healthcare Trust Funds, Center for Medicare and Medicaid Services, Health and Human Services											
Fund Resources:											
Undisbursed Funds											
	2022		075	0580	000	-----	498,014,924,358.00	-----	442,291,554,756.79	-----	55,723,369,601.21
	2021					<sup>9</sup> 37,447,585,530.72	-6,429,009,547.60	-----	-6,280,729,257.60	-----	37,299,305,240.72
	2020					43,888,637,399.01	-----	-----	64,683,769.00	-----	43,823,953,630.01
	2019					38,137,048,028.58	-----	-----	6,379,933.00	-----	38,130,668,095.58
	2018					12,037,718,083.15	-----	-----	1,870,189.00	-----	12,035,847,894.15
	2017					<sup>10</sup> 10,820,746,460.56	-----	-----	1,605,907.00	10,819,140,553.56	-----
	Subtotal		075	0580	000	142,331,735,502.02	491,585,914,810.40	-----	436,085,365,297.19	10,819,140,553.56	187,013,144,461.67
Taxation on OASDI Benefits, HI, Centers for Medicare and Medicaid											

Footnotes at End of Chapter

Appropriations, Outlays, and Balances - Continued

Appropriation or Fund Account  Title	Account Symbol				Balances, Beginning of Fiscal Year	Appropriations and Other Obligational Authority <sup>1</sup>	Transfers Borrowings and Investment (Net) <sup>2</sup>	Outlays (Net)	Balances Withdrawn and Other Transactions <sup>3</sup>	Balances, End of Fiscal Year	
	Period of Availability	ATA	AID	MAIN							SUB
Services, Health and Human Services Fund Resources: Undisbursed Funds	No Year		075	0585	000	-----	32,775,000,000.00	-----	32,775,000,000.00	-----	-----
Payments to Federal Hospital Insurance Trust Fund, Health Care Fraud and Abuse, Health and Human Services Fund Resources: Undisbursed Funds	2022		075	1806	000	-----	163,817,233.34	-----	163,817,233.34	-----	-----
<b>Special Fund Accounts</b>											
Child Enrollment Contingency Fund, Centers for Medicare and Medicaid Services, Health and Human Services Fund Resources: Undisbursed Funds	No Year		075	5551	000	16,288,595,361.95	5,273,523,813.10	-3,300,737,879.99	-----	-----	18,261,381,295.06
Risk Adjustment Program Payments, Centers for Medicare and Medicaid Services, Health and Human Services Fund Resources: Undisbursed Funds	No Year		075	5733	000	3,723,406,261.87	8,116,601,173.34	-----	6,619,142,468.66	-----	5,220,864,966.55
Transitional Reinsurance Program, Centers for Medicare and Medicaid Services, Health and Human Services Fund Resources: Undisbursed Funds	No Year		075	5735	000	225,720,697.16	79,450.05	-----	-1,484,199.67	-----	227,284,346.88
<b>Trust Fund Accounts</b>											
Federal Supplementary Medical Insurance Trust Fund-Treasury Managed, Health and Human Services Fund Resources: Undisbursed Funds	No Year		075	8004	000	" 2,990,885,211.85	2,600,628,105.02	2,712,784,000.00	5,303,074,342.36	-----	3,001,222,974.51
Transfer To:											
Health and Human Services	No Year	075	075	8004	000	139,141,104.50	465,041,393,837.23	-----	464,988,628,424.73	-----	191,906,517.00
Investments in US Treasury Securities						170,677,159,000.00	-----	-2,712,784,000.00	-----	-----	167,964,375,000.00
	Subtotal		075	8004	000	173,807,185,316.35	467,642,021,942.25	-----	470,291,702,767.09	-----	171,157,504,491.51
Federal Hospital Insurance Trust Fund - Treasury Managed, Health and Human Services Fund Resources: Undisbursed Funds	No Year		075	8005	000	14,664,168.43	44,596,036,974.79	-41,229,230,000.00	3,377,182,190.47	-----	4,288,952.75
Transfer To:											
Health and Human Services	No Year	075	075	8005	000	-80,129,359.73	389,334,792,806.89	-----	388,677,323,596.50	-----	577,339,850.66
Investments in US Treasury Securities						136,167,675,000.00	-----	41,229,230,000.00	-----	-----	177,396,905,000.00
	Subtotal		075	8005	000	136,102,209,808.70	433,930,829,781.68	-----	392,054,505,786.97	-----	177,978,533,803.41
Medicare Prescription Drug Account, Centers for Medicare and Medicaid Services, Health and Human Services Fund Resources: Undisbursed Funds	No Year		075	8308	000	151,801,942.25	117,797,446,845.94	-----	117,889,390,590.00	-----	59,858,198.19
Health Care Fraud and Abuse Control Account, Health and Human Services Fund Resources: Undisbursed Funds	2022-2023		075	8393	000	-----	258,056,888.38	-----	202,652,797.24	-----	55,404,091.14

Footnotes at End of Chapter

## Appropriations, Outlays, and Balances - Continued

Appropriation or Fund Account  Title	Account Symbol				Balances, Beginning of Fiscal Year	Appropriations and Other Obligational Authority <sup>1</sup>	Transfers Borrowings and Investment (Net) <sup>2</sup>	Outlays (Net)	Balances Withdrawn and Other Transactions <sup>3</sup>	Balances, End of Fiscal Year	
	Period of Availability	ATA	AID	MAIN							SUB
	2021-2022				21,173,433.47	464,477,153.81	-----	446,761,056.72	-----	38,889,530.56	
	2020-2021				21,776,808.10	152,439,452.81	-----	147,429,342.39	-----	26,786,918.52	
	2019-2020				19,503,416.63	40,796,511.23	-----	38,231,538.39	-----	22,068,389.47	
	2018-2019				22,683,806.57	5,458,488.68	-----	9,947,604.90	-----	18,194,690.35	
	2017-2018				7,842,015.25	499,839.62	-----	428,119.71	-----	7,913,735.16	
	2016-2017				3,518,719.32	1,251,499.49	-----	4,770,218.81	-----	-----	
	No Year				68,723,641.68	1,424,423,057.11	-----	1,440,629,574.86	-----	52,517,123.93	
	Subtotal		075	8393	000	165,221,841.02	2,347,402,891.13	-----	2,290,850,253.02	-----	221,774,479.13
Total, Centers for Medicare and Medicaid Services					591,982,514,882.26	2,168,287,609,268.51	-----	2,067,330,977,231.42	10,928,703,602.29	682,010,443,317.06	
<b>Administration for Children and Families</b>											
<b>General Fund Accounts</b>											
Payments to States for Child Support Enforcement and Family Support Programs, Administration for Children and Families, Health and Human Services											
Fund Resources:											
Undisbursed Funds	No Year		075	1501	000	1,545,531,657.02	4,175,905,235.10	-----	4,245,626,528.98	-----	1,475,810,363.14
Low Income Home Energy Assistance, Administration for Children and Families, Health and Human Services											
Fund Resources:											
Undisbursed Funds	2022-2026		075	1502	000	-----	100,000,000.00	-----	10,744,091.96	-----	89,255,908.04
	2022					-----	3,800,304,000.00	-----	2,308,210,545.42	-----	1,492,093,454.58
	2021-2022					4,241,438,114.85	-----	323,063.00	3,436,217,275.97	-----	805,543,901.88
	2021					1,469,542,560.54	-----	-323,063.00	1,194,484,294.80	-----	274,735,202.74
	2020-2021					110,295,979.24	-----	-----	62,470,743.11	-----	47,825,236.13
	2020					250,718,981.22	-----	-----	210,581,159.39	-----	40,137,821.83
	2019-2020					251,334.00	-----	-----	99,426.00	-----	151,908.00
	2019					33,192,555.83	-----	-----	14,193,804.63	-----	18,998,751.20
	2018-2019					360,367.00	-----	-----	31,358.00	-----	329,009.00
	2018					17,169,994.60	-----	-----	2,101,974.03	-----	15,068,020.57
	2017-2018					76,385.94	-----	-----	2,520.00	-----	73,865.94
	2017					10,937,520.10	-----	-10,604,893.63	332,626.47	-----	-----
	2016-2017					572,071.80	-----	-572,071.80	-----	-----	-----
	No Year					12,174,375.59	-----	-----	68,706.48	-----	12,105,669.11
	Subtotal		075	1502	000	6,146,730,240.71	3,900,304,000.00	-11,176,965.43	7,239,538,526.26	-----	2,796,318,749.02
Refugee and Entrant Assistance, Administration for Children and Families, Health and Human Services											
Fund Resources:											
Undisbursed Funds	2022-2024		075	1503	000	-----	8,878,147,238.55	-----	5,160,459,853.32	-----	3,717,687,385.23
	2022-2023					-----	3,843,728,000.00	-----	381,980,943.26	-----	3,461,747,056.74
	2021-2023					1,418,735,018.48	-----	-----	854,237,249.34	-----	564,497,769.14
	2022					-----	47,755,000.00	-----	2,186,591.22	-----	45,568,408.78

Footnotes at End of Chapter

Appropriations, Outlays, and Balances - Continued

Appropriation or Fund Account  Title	Account Symbol				Balances, Beginning of Fiscal Year	Appropriations and Other Obligational Authority <sup>1</sup>	Transfers Borrowings and Investment (Net) <sup>2</sup>	Outlays (Net)	Balances Withdrawn and Other Transactions <sup>3</sup>	Balances, End of Fiscal Year	
	Period of Availability	ATA	AID	MAIN							SUB
	2021-2022				24,704,111.11	-----	-----	6,875,267.38	-----	17,828,843.73	
	2020-2022				532,921,494.11	-----	-----	389,029,026.35	-----	143,892,467.76	
	2021				112,168,516.66	-----	-----	83,269,990.10	-----	28,898,526.56	
	2019-2021				773,430,966.18	-----	-----	388,850,643.59	-----	384,580,322.59	
	2020				17,105,404.09	-----	-----	10,872,951.04	-----	6,232,453.05	
	2018-2020				112,751,608.59	-----	-----	20,614,885.63	-----	92,136,722.96	
	2019				12,579,634.27	-----	-----	2,310,994.20	-----	10,268,640.07	
	2017-2019				66,593,562.22	-----	-----	-5,388,192.11	-----	71,981,754.33	
	2018				3,207,244.71	-----	-----	-677,281.54	-----	3,884,526.25	
	2016-2018				26,602,413.28	-----	-----	30,113.90	-----	26,572,299.38	
	2017				7,802,239.42	-----	-7,518,550.41	259,688.77	24,000.24	-----	
	2015-2017				57,173,963.17	-----	-57,174,184.93	-221.76	-----	-----	
	No Year				-141,347,463.39	-----	-----	-182,572,019.30	-----	41,224,555.91	
	Subtotal		075	1503	000	3,024,428,712.90	12,769,630,238.55	-64,692,735.34	7,112,340,483.39	24,000.24	8,617,001,732.48
Promoting Safe and Stable Families, Administration for Children and Families, Health and Human Services Fund Resources:											
Undisbursed Funds	2022-2026		075	1512	000	-----	6,222,650.00	-----	2,343,956.03	-----	3,878,693.97
	2019-2026				14,110,282.84	-----	-----	8,294,512.49	-----	5,815,770.35	
	2022				-----	472,352,350.00	-----	110,321,652.99	-----	362,030,697.01	
	2018-2022				7,852,682.00	-----	-----	1,225,714.00	-----	6,626,968.00	
	2021				443,728,418.81	-----	-----	297,034,196.68	-----	146,694,222.13	
	2020-2021				477,541,767.04	-----	-----	75,028,228.39	-----	402,513,538.65	
	2020				130,552,262.61	-----	-----	82,759,429.15	-----	47,792,833.46	
	2019				57,581,251.06	-----	-----	6,999,810.64	-----	50,581,440.42	
	2018				44,936,364.58	-----	-----	4,762,873.74	-----	40,173,490.84	
	2017				26,550,194.96	-----	-1,792,868.93	101,533.56	24,655,792.47	-----	
	No Year				207,256,418.21	70,725,000.00	-----	72,227,260.84	-----	205,754,157.37	
	Subtotal		075	1512	000	1,410,109,642.11	549,300,000.00	-1,792,868.93	661,099,168.51	24,655,792.47	1,271,861,812.20
Payment to States for the Child Care and Development Block Grant, Administration for Children and Families, Health and Human Services Fund Resources:											
Undisbursed Funds	2022-2026		075	1515	000	-----	30,738,252.16	-----	23,116,145.37	-----	7,622,106.79
	2021-2025				35,000,000.00	-----	-----	1,565,121.62	-----	33,434,878.38	
	2021-2024				15,000,000.00	-----	-----	2,414,266.88	-----	12,585,733.12	
	2022				-----	6,003,380,768.84	-----	2,098,813,638.26	-----	3,904,567,130.58	
	2021-2022				-----	-----	4,897,753.00	-----	-----	4,897,753.00	
	2021				47,150,315,660.76	-----	-12,667,388.00	19,221,080,383.42	-----	27,916,567,889.34	
	2020-2021				564,233,706.09	-----	-----	321,114,931.78	-----	243,118,774.31	
	2019-2021				15,513,916.72	-----	-----	8,112,080.65	-----	7,401,836.07	

Footnotes at End of Chapter

## Appropriations, Outlays, and Balances - Continued

Appropriation or Fund Account	Account Symbol				Balances, Beginning of Fiscal Year	Appropriations and Other Obligational Authority <sup>1</sup>	Transfers Borrowings and Investment (Net) <sup>2</sup>	Outlays (Net)	Balances Withdrawn and Other Transactions <sup>3</sup>	Balances, End of Fiscal Year	
Title	Period of Availability	ATA	AID	MAIN							SUB
	2020				1,052,736,421.36	-----	-----	840,832,657.68	-----	211,903,763.68	
	2019				208,699,376.75	-----	-----	119,343,548.29	-----	89,355,828.46	
	2018-2019				474,122.10	-----	-----	316,527.48	-----	157,594.62	
	2018				95,936,884.05	-----	-----	14,982,962.85	-----	80,953,921.20	
	2017				14,532,812.16	-----	-14,147,222.15	385,590.01	-----	-----	
Transfer To:											
Interior, Bureau of Indian Affairs	2022	014	075	1515	020	-----	131,210,979.00	-----	130,870,377.00	-----	340,602.00
	2021-2022					-----	-----	7,769,635.00	-----	7,769,635.00	
	2021					-----	-----	7,116,527.92	-----	-----	
	2020-2021					-----	-----	306,422.00	-----	-----	
	Subtotal		075	1515	000	49,159,865,849.91	6,165,330,000.00	-14,147,222.15	22,790,371,181.21	-----	32,520,677,446.55
Contingency Fund for State Welfare Programs, Administration for Children and Families, Health and Human Services Fund Resources:											
Undisbursed Funds	2022		075	1522	000	-----	608,000,000.00	-----	598,717,715.69	-----	9,282,284.31
	2021					11,975,060.33	-----	11,928,941.53	-----	46,118.80	
	2020					40,947.95	-----	-----	-----	40,947.95	
	2019					16,496,456.00	-----	-----	-----	16,496,456.00	
	2018					10,977,321.00	-----	-----	-----	10,977,321.00	
	2017					17,654,171.00	-----	-----	17,654,171.00	-----	
	Subtotal		075	1522	000	57,143,956.28	608,000,000.00	-----	610,646,657.22	17,654,171.00	36,843,128.06
Emergency Contingency Fund for State Temporary Assistance for Needy Family Programs - Recovery Act, Administration for Children and Families, Health and Human Services Fund Resources:											
Undisbursed Funds	2009-2010		075	1523	000	426,593,763.92	-----	-----	-2,175.00	-----	<sup>12</sup> 426,595,938.92
Social Services Block Grant, Administration for Children and Families, Health and Human Services Fund Resources:											
Undisbursed Funds	2022		075	1534	000	-----	1,603,100,000.00	-----	1,151,824,723.87	-----	451,275,276.13
	2021-2022					2,452,828.23	-----	-----	1,601,715.33	-----	851,112.90
	2021					338,587,949.81	-----	-----	286,497,985.19	-----	52,089,964.62
	2020					87,732,494.42	-----	-----	50,403,522.68	-----	37,328,971.74
	2019					9,283,177.86	-----	-----	704,594.11	-----	8,578,583.75
	2018					10,761,862.45	-----	-----	1,133,665.28	-----	9,628,197.17
	2017					8,323,760.56	-----	-----	-324,450.86	8,648,211.42	-----
	No Year					30,195,925.43	-----	-----	-----	-----	30,195,925.43
	Subtotal		075	1534	000	487,337,998.76	1,603,100,000.00	-----	1,491,841,755.60	8,648,211.42	589,948,031.74
Children and Families Services Programs, Administration for Children											

Footnotes at End of Chapter

Appropriations, Outlays, and Balances - Continued

Appropriation or Fund Account  Title	Account Symbol				Balances, Beginning of Fiscal Year	Appropriations and Other Obligational Authority <sup>1</sup>	Transfers Borrowings and Investment (Net) <sup>2</sup>	Outlays (Net)	Balances Withdrawn and Other Transactions <sup>3</sup>	Balances, End of Fiscal Year	
	Period of Availability	ATA	AID	MAIN SUB							
and Families, Health and Human Services Fund Resources:											
Undisbursed Funds	2022-2026		075	1536	000	-----	40,166,454.04	-----	10,268,075.85	-----	29,898,378.19
	2022-2023					-----	365,000,000.00	-----	3,086,334.48	-----	361,913,665.52
	2021-2023					347,410,127.02	-----	-----	47,746,484.24	-----	299,663,642.78
	2022					-----	13,038,958,208.41	-----	4,547,305,201.31	-----	8,491,653,007.10
	2021-2022					1,289,758,922.22	-----	-----	372,773,005.97	-----	916,985,916.25
	2020-2022					-----	-----	5,523,788.00	-----	-----	5,523,788.00
	2021					9,055,103,548.14	-----	-----	7,096,202,207.72	-----	1,958,901,340.42
	2020-2021					1,162,951,162.07	-----	-----	702,591,906.04	-----	460,359,256.03
	2019-2021					66,434,946.18	-----	-----	40,744,679.84	-----	25,690,266.34
	2018-2021					474,641,643.50	-----	-----	76,767,068.96	-----	397,874,574.54
	2020					1,272,354,844.58	-----	-5,523,788.00	547,286,814.53	-----	719,544,242.05
	2019-2020					183,360,009.73	-----	-----	107,970,830.36	-----	75,389,179.37
	2018-2020					433,440.69	-----	-----	221,926.41	-----	211,514.28
	2019					478,679,013.06	-----	-----	84,905,242.75	-----	393,773,770.31
	2018-2019					103,624,714.31	-----	-----	19,426,661.48	-----	84,198,052.83
	2017-2019					283,632.75	-----	-----	-----	-----	283,632.75
	2018					232,014,614.18	-----	-----	30,425,373.68	-----	201,589,240.50
	2017-2018					66,092,475.08	-----	-----	5,808,863.51	-----	60,283,611.57
	2017					156,036,462.54	-----	-147,494,433.86	8,542,028.68	-----	-----
	2016-2017					63,886,155.64	-----	-67,949,253.02	-4,258,548.98	195,451.60	-----
	No Year					973,244,874.49	-----	-----	153,794,040.83	-----	819,450,833.66
Transfer To:											
Bureau of Indian Affairs and Bureau of Indian Education, Interior	2022	014	075	1536	020	-----	1,303,099.00	-----	1,294,629.00	-----	8,470.00
	2021					12,636.00	-----	-----	11,839.00	-----	797.00
Education	2017-2018	091	075	1536	000	16,721,606.90	-----	-----	-12,399.32	-----	16,734,006.22
	Subtotal		075	1536	000	15,943,044,829.08	13,445,427,761.45	-215,443,686.88	13,852,902,266.34	195,451.60	15,319,931,185.71
Payments for Foster Care and Permanency, Administration for Children and Families, Health and Human Services Fund Resources:											
Undisbursed Funds	2022-2026		075	1545	000	-----	13,346,050.00	-----	12,399,532.48	-----	946,517.52
	2021-2024					<sup>13</sup> 333,118,890.00	-----	-----	-----	-----	333,118,890.00
	2020-2023					323,460,417.00	-----	-----	49,787,274.57	-----	273,673,142.43
	2022					-----	9,983,964,155.00	-----	8,054,145,752.90	-----	1,929,818,402.10
	2020-2022					-----	-----	4,113,791.00	835,275.03	-----	3,278,515.97
	2021					2,057,347,583.27	-310,076,318.23	-----	991,884,170.45	-----	755,387,094.59
	2019-2021					3,030,035.73	-----	-----	2,353,665.67	-----	676,370.06
	2020					211,728,059.68	-3,085,234.66	-4,113,791.00	49,904,309.87	-----	154,624,724.15

Footnotes at End of Chapter

## Appropriations, Outlays, and Balances - Continued

Appropriation or Fund Account  Title	Account Symbol				Balances, Beginning of Fiscal Year	Appropriations and Other Obligational Authority <sup>1</sup>	Transfers Borrowings and Investment (Net) <sup>2</sup>	Outlays (Net)	Balances Withdrawn and Other Transactions <sup>3</sup>	Balances, End of Fiscal Year
	Period of Availability	ATA	AID	MAIN						
	2018-2020				532,557.10	-----	-----	506,206.91	-----	26,350.19
	2019				162,080,182.82	-1,559,557.80	-----	-2,883,956.40	-----	163,404,581.42
	2017-2019				14,915.64	-----	-----	-----	-----	14,915.64
	2018				20,115,027.29	-240.00	-----	4,442,078.10	-----	15,672,709.19
	2017				49,744,223.81	-----	-----	9,808,952.93	39,935,270.88	-----
	Subtotal		075	1545	000	3,161,171,892.34	9,682,588,854.31	9,173,183,262.51	39,935,270.88	3,630,642,213.26
Child Care Entitlement to States, Administration for Children and Families, Health and Human Services Fund Resources:										
Undisbursed Funds	2022		075	1550	000	-----	3,513,930,949.00	-----	2,155,040,741.63	1,358,890,207.37
	2021-2022					-----	-----	76,034,992.47	-----	66,925,828.72
	2021					1,318,694,953.77	-----	-76,034,992.47	-----	290,351,326.40
	2020-2021					26,786.32	-----	-----	-----	4,108.10
	2020					118,257,958.65	-----	16,647,972.12	-----	101,609,986.53
	2019-2020					265,704.96	-----	-742,427.05	-----	1,008,132.01
	2019					52,363,295.69	-----	42,054,452.41	-----	10,308,843.28
	2018-2019					81,622.29	-----	77,148.50	-----	4,473.79
	2018					20,272,102.20	-----	-4,546,645.87	-----	24,818,748.07
	2017-2018					38,343.11	-----	-1,534,009.62	-----	1,572,352.73
	2017					7,447,313.08	-----	391,011.21	7,056,301.87	-----
	2016-2017					182,876.07	-----	-14,026.53	196,902.60	-----
Transfer To:										
Interior, Bureau of Indian Affairs	2022	014	075	1550	020	-----	36,069,051.00	-----	36,069,051.00	-----
	2021					883,457.00	-----	883,457.00	-----	-----
	Subtotal		075	1550	000	1,518,514,413.14	3,550,000,000.00	3,205,767,201.67	7,253,204.47	1,855,494,007.00
Temporary Assistance for Needy Families, Administration for Children and Families, Health and Human Services Fund Resources:										
Undisbursed Funds	2022		075	1552	000	-----	16,671,162,483.00	-----	8,910,545,590.79	7,760,616,892.21
	2021					6,993,052,237.19	-----	4,105,154,223.03	-----	2,887,898,014.16
	2020					1,925,331,176.24	-----	1,112,545,912.08	-----	812,785,264.16
	2019					801,488,624.00	-----	259,152,277.69	-----	542,336,346.31
	2018					591,571,425.14	-----	69,309,857.47	-----	522,261,567.67
	2017					417,033,545.25	-----	133,480,427.00	-----	<sup>12</sup> 283,553,118.25
	2016					287,072,781.52	-----	134,163,924.15	-----	<sup>12</sup> 152,908,857.37
	2015					63,050,796.12	-----	-2,420,458.94	-----	<sup>12</sup> 65,471,255.06
	2014					79,431,332.46	-----	969,583.77	-----	<sup>12</sup> 78,461,748.69
	2013					22,890,202.74	-----	133,101.46	-----	<sup>12</sup> 22,757,101.28
	2012					27,621,341.52	-----	-1,384,669.97	-----	<sup>12</sup> 29,006,011.49
	2011					26,899,166.45	-----	1,831,838.61	-----	<sup>12</sup> 25,067,327.84

Footnotes at End of Chapter

Appropriations, Outlays, and Balances - Continued

Appropriation or Fund Account  Title	Account Symbol				Balances, Beginning of Fiscal Year	Appropriations and Other Obligational Authority <sup>1</sup>	Transfers Borrowings and Investment (Net) <sup>2</sup>	Outlays (Net)	Balances Withdrawn and Other Transactions <sup>3</sup>	Balances, End of Fiscal Year	
	Period of Availability	ATA	AID	MAIN							SUB
	2010				31,921,271.53	-----	-----	-----	-----	<sup>12</sup> 31,921,271.53	
	2009				30,466,569.35	-----	-----	520,834.17	-----	<sup>12</sup> 29,945,735.18	
	2008				30,542,134.09	-----	-----	413,518.96	-----	<sup>12</sup> 30,128,615.13	
	2007				35,755,279.26	-----	-----	1,777,108.15	-----	<sup>12</sup> 33,978,171.11	
	2006				11,180,148.72	-----	-----	-32,279.00	-----	<sup>12</sup> 11,212,427.72	
	2005-2006				26,737,337.36	-----	-----	205,696.95	-----	<sup>12</sup> 26,531,640.41	
	2005				52,160,884.90	-----	-----	580,656.72	-----	<sup>12</sup> 51,580,228.18	
	1999-2005				146.43	-----	-----	146.42	-----	<sup>12</sup> 0.01	
	2004				25,660,984.85	-----	-----	255,292.25	-----	<sup>12</sup> 25,405,692.60	
	1999-2004				8.45	-----	-----	8.40	-----	<sup>12</sup> 0.05	
	2003				669,679.52	-----	-----	478,207.31	-----	<sup>12</sup> 191,472.21	
	1999-2003				10,908.83	-----	-----	43.95	-----	<sup>12</sup> 10,864.88	
	2002				96,522.42	-----	-----	40,861.86	-----	<sup>12</sup> 55,660.56	
	2001				303,164.16	-----	-----	10,697.87	-----	<sup>12</sup> 292,466.29	
	1998-2001				79,561.20	-----	-----	-----	-----	<sup>12</sup> 79,561.20	
	2000				97,707.11	-----	-----	46,720.57	-----	<sup>12</sup> 50,986.54	
	1999				1,328,797.19	-----	-----	766,062.31	-----	<sup>12</sup> 562,734.88	
	1998				81,711,360.34	-----	-----	-----	-----	<sup>12</sup> 81,711,360.34	
	1997				97,513.00	-----	-----	-----	-----	<sup>12</sup> 97,513.00	
	No Year				711,074,238.37	-----	-----	492,833,743.35	-----	218,240,495.02	
Transfer To:											
Census, Commerce	2022	013	075	1552	000	10,000,000.00	-----	9,275,310.26	-----	724,689.74	
	2021					982,707.70	-----	682,243.50	-----	300,464.20	
	2020					1,197,838.58	-----	17,879.28	-----	1,179,959.30	
	2019					2,289,722.72	-----	-----	-----	2,289,722.72	
	2018					257,055.68	-----	5,937.45	-----	251,118.23	
Interior, Bureau of Indian Affairs	2022	014	075	1552	020	57,048,774.00	-----	56,374,457.00	-----	674,317.00	
	2021					647,825.00	-----	647,825.00	-----	-----	
	Subtotal		075	1552	000	12,280,711,995.39	16,738,211,257.00	15,288,382,579.87	-----	13,730,540,672.52	
Children's Research and Technical Assistance, Administration for Children and Families, Health and Human Services Fund Resources:											
Undisbursed Funds	No Year		075	1553	000	12,079,826.85	34,846,334.00	29,141,643.31	-----	17,784,517.54	
Total, Administration for Children and Families						95,173,264,778.41	73,222,643,680.41	-307,253,478.73	85,700,839,079.87	98,366,102.08	82,289,449,798.14
<b>Administration for Community Living</b>											
<b>General Fund Accounts</b>											
Aging and Disability Services Programs, Administration on Aging,											

Footnotes at End of Chapter



## Appropriations, Outlays, and Balances - Continued

Appropriation or Fund Account  Title	Account Symbol				Balances, Beginning of Fiscal Year	Appropriations and Other Obligational Authority <sup>1</sup>	Transfers Borrowings and Investment (Net) <sup>2</sup>	Outlays (Net)	Balances Withdrawn and Other Transactions <sup>3</sup>	Balances, End of Fiscal Year
	Period of Availability	ATA	AID	MAIN						
Health and Human Services Fund Resources: Undisbursed Funds	2021-2025		075	0142	000	10,000,000.00	-----	992,078.93	-----	9,007,921.07
	2022-2023					-----	-----	5,081,732.02	-----	° -5,081,732.02
	2022					-----	2,263,489,420.00	-----	-----	1,428,145,542.20
	2021-2022					-3,012,068.65	-----	14,139,660.23	-----	° -17,151,728.88
	2021					1,597,190,194.47	-----	1,180,435,200.00	-----	416,754,994.47
	2020-2021					201,906,991.69	-----	133,956,487.09	-----	67,950,504.60
	2020					303,029,936.58	-----	215,379,997.17	-----	87,649,939.41
	2019					50,849,910.26	-----	30,393,606.71	-----	20,456,303.55
	2018					27,799,368.14	-----	5,523,567.62	-----	22,275,800.52
	2017					16,048,847.60	-----	-14,989,153.64	456,235.66	-----
	No Year					1,709,032,502.32	27,700,000.00	-----	-----	1,439,285,942.30
	Subtotal		075	0142	000	3,912,845,682.41	2,291,189,420.00	-14,989,153.64	456,235.66	3,469,293,487.22
Total, Administration for Community Living						3,912,845,682.41	2,291,189,420.00	-14,989,153.64	456,235.66	3,469,293,487.22
<b>Departmental Management</b>										
<b>General Fund Accounts</b>										
Prevention and Public Health Fund, Departmental Management, Health and Human Services Fund Resources: Undisbursed Funds	No Year		075	0116	000	2,400,000.00	-1,000,000.00	2,600,290.50	-----	4,000,290.50
Pregnancy Assistance Fund, Departmental Management, Health and Human Services Fund Resources: Undisbursed Funds	2019		075	0117	000	2,813,001.62	-----	48,200.56	-----	2,764,801.06
	2018					406,194.67	-----	-----	-----	406,194.67
	2017					4,755,385.19	-----	-----	4,755,385.19	-----
	Subtotal		075	0117	000	7,974,581.48	-----	48,200.56	4,755,385.19	3,170,995.73
Health Insurance Reform Implementation Fund, Departmental Management, Health and Human Services Fund Resources: Undisbursed Funds	No Year		075	0119	000	17,309,845.86	-----	469,048.99	-24,502.25	17,803,397.10
Transfer To:										
Treasury, IRS	No Year	020	075	0119	009	-----	-----	-7,557.66	-----	-----
Office of Personnel Management	No Year	024	075	0119	000	461,491.33	-----	-461,491.33	-----	-----
	Subtotal		075	0119	000	17,771,337.19	-----	-----	-32,059.91	17,803,397.10
General Departmental Management, Departmental Management, Health and Human Services Fund Resources: Undisbursed Funds	2022		075	0120	000	-----	506,294,000.00	-----	298,278,586.99	208,015,413.01
	2021					210,764,146.76	-----	154,600,920.15	-----	56,163,226.61
	2020					58,039,408.54	-----	21,061,465.20	-----	36,977,943.34

Footnotes at End of Chapter

Appropriations, Outlays, and Balances - Continued

Appropriation or Fund Account  Title	Account Symbol				Balances, Beginning of Fiscal Year	Appropriations and Other Obligational Authority <sup>1</sup>	Transfers Borrowings and Investment (Net) <sup>2</sup>	Outlays (Net)	Balances Withdrawn and Other Transactions <sup>3</sup>	Balances, End of Fiscal Year	
	Period of Availability	ATA	AID	MAIN							SUB
	2019				40,116,828.82	-----	-----	5,744,916.65	-----	34,371,912.17	
	2018				22,143,138.54	-----	-----	3,343,261.13	-----	18,799,877.41	
	2017				10,380,273.78	-----	-9,694,301.00	-498,817.54	1,184,790.32	-----	
	No Year				10,413,021.11	1,000,000.00	-----	1,514,605.76	-----	9,898,415.35	
	Subtotal		075	0120	000	351,856,817.55	507,294,000.00	-9,694,301.00	484,044,938.34	1,184,790.32	364,226,787.89
Nonrecurring Expense Fund, Office of the Secretary, Health and Human Services											
Fund Resources:											
Undisbursed Funds	No Year		075	0125	000	1,284,963,374.90	-----	353,821,469.64	62,686,572.50	<sup>4</sup> 650,000,000.00	926,098,272.04
Transfer To:											
Centers for Medicare and Medicaid Services, Health and Human Services	No Year	075	075	0125	005	26,693,799.90	-----	-----	85,887.98	-----	26,607,911.92
Food and Drug Administration, Health and Human Services	No Year	075	075	0125	006	194,876,887.92	-----	81,200,000.00	18,114,765.70	-----	257,962,122.22
National Institutes of Health, Health and Human Services	No Year	075	075	0125	008	139,927,392.41	-----	425,400,000.00	116,433,578.71	-----	448,893,813.70
Centers for Disease Control and Prevention, Health and Human Services	No Year	075	075	0125	009	351,672,510.99	-----	65,000,000.00	53,629,032.61	-----	363,043,478.38
Indian Health Services, Health and Human Services	No Year	075	075	0125	010	244,156,373.06	-----	273,910,000.00	83,030,033.76	-----	435,036,339.30
	Subtotal		075	0125	000	2,242,290,339.18	-----	1,199,331,469.64	333,979,871.26	650,000,000.00	2,457,641,937.56
No Surprises Act Implementation Fund											
Fund Resources:											
Undisbursed Funds	2021-2024		075	0127	000	414,665,767.33	-----	-118,766,113.78	1,211,225.55	-----	294,688,428.00
Transfer To:											
No Surprises Act Implementation Fund	2021-2024	016	075	0127	000	5,082,056.22	-----	25,516,132.53	23,093,446.39	-----	7,504,742.36
No Surprises Act Implementation Fund	2021-2024	020	075	0127	009	498,833.00	-----	-----	300,000.00	-----	198,833.00
No Surprises Act Implementation Fund-CMS	2021-2024	075	075	0127	005	70,977,152.57	-----	93,249,981.25	65,548,874.37	-----	98,678,259.45
	Subtotal		075	0127	000	491,223,809.12	-----	-----	90,153,546.31	-----	401,070,262.81
Office of the National Coordinator for Health Information Technology, Departmental Management, Health and Human Services											
Fund Resources:											
Undisbursed Funds	2022		075	0130	000	-----	-----	-----	19,159,415.78	-----	<sup>6</sup> -19,159,415.78
	2021				20,010,812.29	-----	-----	-----	14,607,018.66	-----	5,403,793.63
	2020				6,625,710.02	-----	-----	-----	4,142,583.60	-----	2,483,126.42
	2019				3,788,753.91	-----	-----	-----	881,972.27	-----	2,906,781.64
	2018				1,655,128.06	-----	-----	-----	318,464.18	-----	1,336,663.88
	2017				3,860,288.17	-----	-3,350,993.57	332,750.83	176,543.77	-----	-----
	Subtotal		075	0130	000	35,940,692.45	-----	-3,350,993.57	39,442,205.32	176,543.77	-7,029,050.21
Office of the National Coordinator for Health Information Technology - Recovery Act, Office of the Secretary, Health and Human Services											
Fund Resources:											
Undisbursed Funds	No Year		075	0131	000	20,414,861.65	-----	-----	-----	-----	20,414,861.65

Footnotes at End of Chapter

## Appropriations, Outlays, and Balances - Continued

Appropriation or Fund Account  Title	Account Symbol				Balances, Beginning of Fiscal Year	Appropriations and Other Obligational Authority <sup>1</sup>	Transfers Borrowings and Investment (Net) <sup>2</sup>	Outlays (Net)	Balances Withdrawn and Other Transactions <sup>3</sup>	Balances, End of Fiscal Year
	Period of Availability	ATA	AID	MAIN						
Office for Civil Rights, Departmental Management, Health and Human Services Fund Resources: Undisbursed Funds	2022		075	0135	000	----- 39,798,000.00	----- -----	34,201,378.56	----- -----	5,596,621.44
	2021					9,988,106.92	-----	8,248,835.19	-----	1,739,271.73
	2020					615,207.01	-----	352,208.00	-----	262,999.01
	2019					226,510.76	-----	224,202.01	-----	2,308.75
	2018					430,648.63	-----	246,698.60	-----	183,950.03
	2017					90,769.35	----- -37,405.30	51,395.35	1,968.70	-----
	No Year					65,448,923.19	-----	17,348,856.02	-----	48,100,067.17
	Subtotal		075	0135	000	76,800,165.86	39,798,000.00 -37,405.30	60,673,573.73	1,968.70	55,885,218.13
Office of Medicare Hearings and Appeals, Office of the Secretary, Health and Human Services Fund Resources: Undisbursed Funds	2022-2023		075	0139	000	-----	-----	2,300,241.42	-----	<sup>6</sup> -2,300,241.42
	2021-2022					-5,415,387.45	-----	-2,336,383.64	-----	<sup>6</sup> -3,079,003.81
	2020-2021					-4,655,847.19	-----	-4,607,854.27	-----	<sup>6</sup> -47,992.92
	2019-2020					1,316,508.50	-----	246,922.29	-----	1,069,586.21
	2018-2019					-4,058.43	-----	123,917.34	-----	<sup>6</sup> -127,975.77
	Subtotal		075	0139	000	-8,758,784.57	-----	-4,273,156.86	-----	-4,485,627.71
Public Health and Social Services Emergency Fund, Office of the Secretary, Health and Human Services Fund Resources: Undisbursed Funds	2022-2024		075	0140	000	-----	5,000,000.00	-----	2,463,768.57	2,536,231.43
	2021-2024					17,079,203,303.33	-----	8,243,632,185.40	-----	8,835,571,117.93
	2020-2024					16,321,782,201.11	-----	236,929,619.00	8,374,684,822.67	8,184,026,997.44
	2022-2023					-----	745,005,000.00	-----	153,710,582.90	591,294,417.10
	2021-2023					4,236,107.84	-----	-----	2,540,581.09	1,695,526.75
	2022					-----	559,673,000.00	-----	282,042,303.98	277,630,696.02
	2021-2022					19,755,101,075.71	-----	-----	4,564,417,198.22	15,190,683,877.49
	2020-2022					3,107,924.73	-----	3,356,853.93	4,978,671.10	1,486,107.56
	2021					293,307,325.24	-----	-----	247,435,333.87	45,871,991.37
	2020-2021					267,272,729.74	-----	-----	125,467,247.86	141,805,481.88
	2019-2021					593,876.60	-----	-----	131,290.07	462,586.53
	2020					62,184,872.23	-----	-----	35,367,085.12	26,817,787.11
	2019-2020					144,633,871.53	-----	-----	74,137,839.28	70,496,032.25
	2018-2020					23,500,621.20	-----	-----	9,846,647.63	13,653,973.57
	2019					11,071,101.24	-----	-----	7,541,391.08	3,529,710.16
	2018-2019					156,456,282.10	-----	-----	34,129,738.41	122,326,543.69
	2017-2019					639,051.94	-----	-----	-----	639,051.94
	2015-2019					64,834,990.46	-----	-----	11,688,980.20	53,146,010.26

Footnotes at End of Chapter

Appropriations, Outlays, and Balances - Continued

Appropriation or Fund Account  Title	Account Symbol				Balances, Beginning of Fiscal Year	Appropriations and Other Obligational Authority <sup>1</sup>	Transfers Borrowings and Investment (Net) <sup>2</sup>	Outlays (Net)	Balances Withdrawn and Other Transactions <sup>3</sup>	Balances, End of Fiscal Year
	Period of Availability	ATA	AID	MAIN SUB						
	2018				-51,940,847.82	-----	-----	-18,122.98	-----	<sup>6</sup> -51,922,724.84
	2017-2018				71,328,177.55	-----	-----	10,278,422.58	-----	61,049,754.97
	2016-2018				1,878,633.23	-----	-----	-----	-----	1,878,633.23
	2017				12,746,362.45	-----	-11,655,817.74	49,015.35	1,041,529.36	-----
	2016-2017				130,110,271.91	-----	-83,549,794.21	43,356,704.05	3,203,773.65	-----
	2015-2017				408,676.05	-----	-382,117.26	-----	26,558.79	-----
	No Year				121,072,380,970.80	1,890,000,000.00	-241,200,000.00	70,234,008,586.37	-----	52,487,172,384.43
Transfer To:										
Social Security Administration	No Year	028	075	0140 000	14,547.14	-----	-----	-----	-----	14,547.14
Health Resources and Services Administration, Health and Human Services	2016-2017	075	075	0140 003	2,905,436.31	-----	-1,594,781.29	1,310,655.02	-----	-----
Centers for Medicare and Medicaid Services, Health and Human Services	2016-2017	075	075	0140 005	43,799,419.38	-----	-40,409,876.22	3,389,543.16	-----	-----
Subtotal			075	0140 000	175,471,556,982.00	3,199,678,000.00	-138,505,913.79	92,466,590,471.00	4,271,861.80	86,061,866,735.41
Transfers from the Patient-Centered Outcome Research Trust Fund, Departmental Management, Health and Human Services Fund Resources:										
Undisbursed Funds	No Year		075	0145 000	130,166,520.90	-105,111,856.00	-51,970,190.84	-105,812,555.72	-----	78,897,029.78
Transfer To:										
Agency for Healthcare Research and Quality, Health and Human Services	No Year	075	075	0145 033	279,321,219.07	105,111,856.00	51,970,190.84	39,317,312.98	-----	397,085,952.93
Subtotal			075	0145 000	409,487,739.97	-----	-----	-66,495,242.74	-----	475,982,982.71
Defense Production Act Medical Supplies Enhancement, Departmental Management, Health and Human Services Fund Resources:										
Undisbursed Funds	2021-2025		075	0150 000	9,449,682,898.03	-----	-1,325,000,000.00	241,031,824.74	-----	7,883,651,073.29
Transfer To:										
Defense Production Act Medical Supplies Enhancement	2021-2025	021	075	0150 000	498,000,000.00	-----	1,325,000,000.00	2,129,921.52	-----	1,820,870,078.48
Subtotal			075	0150 000	9,947,682,898.03	-----	-----	243,161,746.26	-----	9,704,521,151.77
<b>Consolidated Working Funds</b>										
Section 241 Transactions Account, Office of the Secretary, Health and Human Services Fund Resources:										
Undisbursed Funds	2021		075	3902 000	-----	-----	-----	-506,564.68	-----	506,564.68
	2020				-----	-----	-----	-1,652,654.26	-----	1,652,654.26
	2019				-----	-----	-----	-364,077.38	-----	364,077.38
	2018				-----	-----	-----	-40,881.37	-----	40,881.37
Subtotal			075	3902 000	- 0 -	-----	-----	-2,564,177.69	-----	2,564,177.69
Total, Departmental Management					189,066,641,439.91	3,745,770,000.00	1,050,343,146.48	93,644,729,915.58	660,390,549.78	99,557,634,121.03

Footnotes at End of Chapter

## Appropriations, Outlays, and Balances - Continued

Appropriation or Fund Account  Title	Account Symbol				Balances, Beginning of Fiscal Year	Appropriations and Other Obligational Authority <sup>1</sup>	Transfers Borrowings and Investment (Net) <sup>2</sup>	Outlays (Net)	Balances Withdrawn and Other Transactions <sup>3</sup>	Balances, End of Fiscal Year
	Period of Availability	ATA	AID	MAIN						
<b>Program Support Center</b>										
<b>General Fund Accounts</b>										
HHS Accrual Contribution to the Uniformed Services Retiree Health Care Fund, Office of the Assistant Secretary for Health, Health and Human Services										
Fund Resources:										
Undisbursed Funds	2022		075	0170	000	----- 32,996,492.00	-----	32,996,492.00	-----	-----
Retirement Pay and Medical Benefits for Commissioned Officers, Office of the Assistant Secretary for Health, Health and Human Services										
Fund Resources:										
Undisbursed Funds	2022		075	0379	000	----- 746,311,044.00	-----	684,107,612.63	-----	62,203,431.37
	2021					60,072,468.46	-----	55,486,854.92	-----	9,820,028.34
	2020					5,620,106.64	-----	314,903.81	-----	3,208,147.33
	2019					6,470,960.75	-----	353,078.47	-----	4,608,376.60
	2018					14,323,193.53	-----	54,909.38	-----	3,540,837.35
	2017					18,767,958.74	-----	1,417,389.44	17,350,569.30	-----
	Subtotal		075	0379	000	105,254,688.12	737,211,450.82	741,734,748.65	17,350,569.30	83,380,820.99
Scientific Activities Overseas, Special Foreign Currency Program, Assistant Secretary for Health, Health and Human Services										
Fund Resources:										
Undisbursed Funds	No Year		075	1102	000	968,170.18	-----	-----	-----	968,170.18
Public Health Emergency Fund, Public Health Services, Office of Assistant Secretary for Health, Health and Human Services										
Fund Resources:										
Undisbursed Funds	No Year		075	1104	000	56,507.52	-----	-----	-----	56,507.52
<b>Special Fund Accounts</b>										
Debt Collection Fund, Office of the Secretary, Health and Human Services										
Fund Resources:										
Undisbursed Funds	No Year		075	5745	000	8,055,045.28	-----	-3,363,624.43	-----	11,418,669.71
<b>Intragovernmental Funds</b>										
HHS Service and Supply Fund, Program Support Center, Health and Human Services										
Fund Resources:										
Undisbursed Funds	No Year		075	4552	001	596,597,788.94	-----	-72,026,059.83	-----	668,623,848.77
<b>Trust Fund Accounts</b>										
Contributions, Indian Health Facilities, Indian Health Services, Health and Human Services										
Fund Resources:										
Undisbursed Funds	No Year		075	8073	000	52,493,742.38	23,922,561.51	9,753,249.68	-----	66,663,054.21
National Institutes of Health Unconditional Gift Fund, Health and										

Footnotes at End of Chapter

Appropriations, Outlays, and Balances - Continued

Appropriation or Fund Account  Title	Account Symbol				Balances, Beginning of Fiscal Year	Appropriations and Other Obligational Authority <sup>1</sup>	Transfers Borrowings and Investment (Net) <sup>2</sup>	Outlays (Net)	Balances Withdrawn and Other Transactions <sup>3</sup>	Balances, End of Fiscal Year	
	Period of Availability	ATA	AID	MAIN							SUB
Human Services Fund Resources:											
Undisbursed Funds	No Year		075	8248	000	30,527,570.73	2,548,073.11	176,743.80	2,952,133.44	-----	30,300,254.20
Unrealized Discount on Investments						-4,904.04	-----	-228,530.42	-----	-----	-233,434.46
Investments in US Treasury Securities						27,666,494.40	-----	51,786.62	-----	-----	27,718,281.02
Subtotal			075	8248	000	58,189,161.09	2,548,073.11	0.00	2,952,133.44	-----	57,785,100.76
Unconditional Gift Fund, Health Resources and Services Administration, Health and Human Services Fund Resources:											
Undisbursed Funds	No Year		075	8249	000	147,757.52	-----	-----	-----	-----	147,757.52
Gifts and Donations, Centers for Disease Control, Health and Human Services Fund Resources:											
Undisbursed Funds	No Year		075	8250	000	41,507,678.49	18,786,066.43	-----	21,734,337.69	-----	38,559,407.23
National Institutes of Health Conditional Gift Fund, Health and Human Services Fund Resources:											
Undisbursed Funds	No Year		075	8253	000	130,800,580.44	51,275,316.18	-1,019.68	30,935,047.78	-----	151,139,829.16
Unrealized Discount on Investments						-201.69	-----	-11,458.12	-----	-----	-11,659.81
Investments in US Treasury Securities						1,195,479.37	-----	12,477.80	-----	-----	1,207,957.17
Subtotal			075	8253	000	131,995,858.12	51,275,316.18	0.00	30,935,047.78	-----	152,336,126.52
Conditional Gift Fund, Health Resources and Services Administration, Health and Human Services Fund Resources:											
Undisbursed Funds	No Year		075	8254	000	3,692,604.48	19,066.39	-----	92,446.16	-----	3,619,224.71
Administration on Aging Gift Fund, Health and Human Services Fund Resources:											
Undisbursed Funds	No Year		075	8510	000	447,967.35	-----	-----	-----	-----	447,967.35
Indian Health Service Gift Fund, Health and Human Services Fund Resources:											
Undisbursed Funds	No Year		075	8511	000	1,030,300.78	86,940.00	-----	27,435.58	-----	1,089,805.20
Agency for Healthcare Research and Quality Gift Fund, Health and Human Services Fund Resources:											
Undisbursed Funds	No Year		075	8512	000	233,997.31	-----	-----	2,940.17	-----	231,057.14
Substance Abuse and Mental Health Administration Gift Fund, Health and Human Services Fund Resources:											
Undisbursed Funds	No Year		075	8513	000	492,949.71	-----	-----	-----	-----	492,949.71
Office of the Secretary Gift Fund, Health and Human Services Fund Resources:											
Undisbursed Funds	No Year		075	8514	000	753,885.72	3,047,314.00	-----	1,188,145.92	-----	2,613,053.80

Footnotes at End of Chapter

## Appropriations, Outlays, and Balances - Continued

Appropriation or Fund Account  Title	Account Symbol				Balances, Beginning of Fiscal Year	Appropriations and Other Obligational Authority <sup>1</sup>	Transfers Borrowings and Investment (Net) <sup>2</sup>	Outlays (Net)	Balances Withdrawn and Other Transactions <sup>3</sup>	Balances, End of Fiscal Year	
	Period of Availability	ATA	AID	MAIN							SUB
Patients' Benefit Fund, National Institutes of Health, Health and Human Services Fund Resources:											
Undisbursed Funds	No Year		075	8888	000	116,163.66	714.39	-714.39	18,699.70	-----	97,463.96
Unrealized Discount on Investments						-82.30	-----	-5,176.69	-----	-----	-5,258.99
Investments in US Treasury Securities						361,766.98	-----	5,891.08	-----	-----	367,658.06
Subtotal			075	8888	000	477,848.34	714.39	-----	18,699.70	-----	459,863.03
Patients' Benefit Fund, Health Resources and Services Administration, Health and Human Services Fund Resources:											
Undisbursed Funds	No Year		075	8889	000	374,037.89	105.00	-----	600.00	-----	373,542.89
Total, Program Support Center						1,002,769,989.22	869,894,099.83	0.00	766,046,592.51	17,350,569.30	1,089,266,927.24
<b>Office of the Inspector General</b>											
<b>General Fund Accounts</b>											
Office of the Inspector General, Office of the Secretary, Health and Human Services Fund Resources:											
Undisbursed Funds	2022-2023		075	0128	000	-----	-----	-----	7,630,845.24	-----	<sup>6</sup> -7,630,845.24
	2022					-----	88,900,000.00	-----	74,660,653.44	-----	14,239,346.56
	2021-2022					-1,595,676.05	-----	-----	-3,284,902.88	-----	1,689,226.83
	2021					20,095,555.24	-----	-----	13,792,147.78	-----	6,303,407.46
	2020-2021					1,857,100.84	-----	-----	-144,906.56	-----	2,002,007.40
	2020					6,558,087.53	-----	-----	516,634.80	-----	6,041,452.73
	2019-2020					1,089,581.80	-----	-----	45,000.00	-----	1,044,581.80
	2019					1,170,759.90	-----	-----	279,101.46	-----	891,658.44
	2018-2019					1,428,209.97	-----	-----	642,234.81	-----	785,975.16
	2018					617,489.43	-----	-----	5,200.15	-----	612,289.28
	2017-2018					201,085.54	-----	-----	-----	-----	201,085.54
	2017					430,352.44	-----	-393,756.26	4,279.67	32,316.51	-----
	2016-2017					256,918.39	-----	-----	256,918.39	-----	-----
	No Year					6,710,550.09	3,500,000.00	-----	16,114,416.45	-----	<sup>6</sup> -5,903,866.36
Subtotal			075	0128	000	38,820,015.12	92,400,000.00	-393,756.26	110,517,622.75	32,316.51	20,276,319.60
Total, Office of the Inspector General						38,820,015.12	92,400,000.00	-393,756.26	110,517,622.75	32,316.51	20,276,319.60
<b>Deductions for Offsetting Receipts</b>											
Proprietary Receipts from the Public						-----	-229,774,923,291.85	-----	-229,774,923,291.85	-----	-----
Intrabudgetary Receipts Deducted by Agency						-----	-469,700,426,520.85	-----	-469,700,426,520.85	-----	-----
Total, Offsetting Receipts						-----	-699,475,349,812.70	-----	-699,475,349,812.70	-----	-----
Total, Department of Health and Human Services						1,020,940,124,977.16	1,635,389,440,956.13	-5,000,000.00	1,642,895,133,557.19	11,896,292,452.70	1,001,533,139,923.40

Footnotes at End of Chapter

Appropriations, Outlays, and Balances - Continued

Appropriation or Fund Account  Title	Account Symbol				Balances, Beginning of Fiscal Year	Appropriations and Other Obligational Authority <sup>1</sup>	Transfers Borrowings and Investment (Net) <sup>2</sup>	Outlays (Net)	Balances Withdrawn and Other Transactions <sup>3</sup>	Balances, End of Fiscal Year	
	Period of Availability	ATA	AID	MAIN							SUB
<p style="text-align: center;"><b>Memorandum</b></p> <p style="text-align: center;"><b>Financing Accounts</b></p> <p style="text-align: center;"><b>Public Enterprise Funds</b></p>											
Consumer Operated and Oriented Plan Financing Account, Centers for Medicare and Medicaid Services, Health and Human Services Fund Resources:											
Undisbursed Funds	No Year		075	4418	000	6,000,805.52	-----	32,020,000.00	24,748,256.13	-----	13,272,549.39
Authority to Borrow from the Treasury						-----	32,576,649.00	-32,020,000.00	-----	556,649.00	-----
Subtotal			075	4418	000	6,000,805.52	32,576,649.00	-----	24,748,256.13	556,649.00	13,272,549.39
Health Care Guaranteed Loan Financing Account, Health Resources and Services Administration, Health and Human Services Fund Resources:											
Undisbursed Funds	No Year		075	4442	000	1,397,378.88	-----	-----	-189,365.73	-----	1,586,744.61
Consumer Operated Oriented Plan Contingency Fund Financing Account, Centers for Medicare and Medicaid Services, Health and Human Services Fund Resources:											
Undisbursed Funds	No Year		075	4482	000	2,703,508.42	-----	8,000,000.00	522,260.25	-----	10,181,248.17
Authority to Borrow from the Treasury						164,507.64	7,816,842.00	-8,000,000.00	-----	-----	-18,650.36
Subtotal			075	4482	000	2,868,016.06	7,816,842.00	-----	522,260.25	-----	10,162,597.81
Total, Financing Accounts						10,266,200.46	40,393,491.00	-----	25,081,150.65	556,649.00	25,021,891.81

Footnotes at End of Chapter



## Appropriations, Outlays, and Balances - Continued

### Footnotes

- 1 The amounts in this column, unless otherwise footnoted, represent appropriations, increases and rescissions in borrowing authority or new contract authority. Appropriation accounts with appropriation transfer activity are presented in Table 1 (Appropriations and Appropriation Transfers) at the end of this chapter.
- 2 The amounts in this column, unless otherwise footnoted, represent transfers - other than appropriation transfers, borrowings (gross), investments (net), unrealized discounts or funds held outside the Treasury.
- 3 The amounts in this column, unless otherwise footnoted, represent obligated balances canceled for fiscal year 2017 pursuant to 31 U.S.C. 1553 and adjustments to borrowing and contract authority.
- 4 Represents capital transfer to miscellaneous receipts.
- 5 Pursuant to Public Law # 117-43, 135 Stat. 352 Sec. 139, the balance for this account has been extended beyond the normal period of availability to liquidate obligations.
- 6 Subject to disposition by the administrative agency.
- 7 Includes \$4,241,438.36 which represents payment for obligations of a closed account.
- 8 Includes \$209,908.31 which represents payment for obligations of a closed account.
- 9 The opening balance of 075 2021 0580 000 has been adjusted during the current fiscal year by -\$36,312,347,109.00 and does not agree with last year's closing balance.
- 10 The opening balance of 075 2017 0580 000 has been adjusted during the current fiscal year by \$1,154,004,000.00 and does not agree with last year's closing balance.
- 11 The opening balance of 075 X 8004 000 has been adjusted during the current fiscal year by \$35,158,343,109.00 and does not agree with last year's closing balance.
- 12 Pursuant to Public Law # 42 U.S.C. 604(e), the balance for this account has been extended beyond the normal period of availability to liquidate obligations.
- 13 The opening balance(s) of the following account(s) have been adjusted during the current fiscal year and do not agree with last year's closing balance(s):

Account Symbol: (ATA, AID, POA, MAIN, SUB)  
075 2021-2024 1545 000 - Undi sbursed Funds

Adjustment  
\$333,118,890.00

Appropriations, Outlays, and Balances - Continued

Footnotes

Table 1 - Appropriations and Appropriation Transfers - Department of Health and Human Services

AID	ATA	Period of Availability	MAIN	Net Appropriations and Appropriation Transfers	Appropriation Amount	Net Appropriation Transfers	AID Involved	ATA Involved	Period of Availability Involved	MAIN Involved	Amount From or To (-)
075	013	22	1552	10,000,000.00	0.00	10,000,000.00	075		22	1552	10,000,000.00
075	014	22	1515	131,210,979.00	0.00	131,210,979.00	075		22	1515	131,210,979.00
075	014	22	1536	1,303,099.00	0.00	1,303,099.00	075		22	1536	1,303,099.00
075	014	22	1550	36,069,051.00	0.00	36,069,051.00	075		22	1550	36,069,051.00
075	014	22	1552	57,048,774.00	0.00	57,048,774.00	075		22	1552	57,048,774.00
075		X	0116	56,000,000.00	1,000,000,000.00	-944,000,000.00	075		X	0120	-1,000,000.00
							075		X	0142	-27,700,000.00
							075		X	0943	-160,000,000.00
							075		X	0947	-17,000,000.00
							075		X	0948	-254,950,000.00
							075		X	0949	-52,000,000.00
							075		X	0951	-419,350,000.00
							075		X	1363	-12,000,000.00
075		X	0120	1,000,000.00	0.00	1,000,000.00	075		X	0116	1,000,000.00
075		X	0124	0.00	4,310,000,000.00	-4,310,000,000.00	075		X	0352	-310,000,000.00
							075		X	0360	-4,000,000,000.00
075		X	0128	3,500,000.00	0.00	3,500,000.00	075		X	0391	3,500,000.00
075		22	0128	88,900,000.00	82,400,000.00	6,500,000.00	075		22	0600	1,500,000.00
							075		22	0846	5,000,000.00
075		2224	0133	0.00	1,000,000,000.00	-1,000,000,000.00	075		2224	0837	-1,000,000,000.00
075		2223	0140	745,005,000.00	827,005,000.00	-82,000,000.00	075		2223	0353	-12,000,000.00
							075		2223	0354	-20,000,000.00
							075		X	0512	-50,000,000.00
075		X	0142	27,700,000.00	0.00	27,700,000.00	075		X	0116	27,700,000.00
075		22	0142	2,263,489,420.00	2,264,927,000.00	-1,437,580.00	012		2223	3507	-1,437,580.00
075		X	0145	-105,111,856.00	0.00	-105,111,856.00	075	075	X	0145	-105,111,856.00
075		X	0330	1,000,000.00	0.00	1,000,000.00	075		22	0360	1,000,000.00
075		X	0352	436,500,000.00	126,500,000.00	310,000,000.00	075		X	0124	310,000,000.00
075		2223	0353	12,000,000.00	0.00	12,000,000.00	075		2223	0140	12,000,000.00
075		2223	0354	20,000,000.00	0.00	20,000,000.00	075		2223	0140	20,000,000.00
075		X	0360	4,000,000,000.00	0.00	4,000,000,000.00	075		X	0124	4,000,000,000.00
075		22	0360	1,627,772,000.00	1,748,772,000.00	-121,000,000.00	075		X	0330	-1,000,000.00

## Appropriations, Outlays, and Balances - Continued

### Footnotes

Table 1 - Appropriations and Appropriation Transfers - Department of Health and Human Services

AID	ATA	Period of Availability	MAIN	Net Appropriations and Appropriation Transfers	Appropriation Amount	Net Appropriation Transfers	AID Involved	ATA Involved	Period of Availability Involved	MAIN Involved	Amount From or To (-)
							075		X		-120,000,000.00
075		X	0365	120,000,000.00	0.00	120,000,000.00	075		22	0360	120,000,000.00
075		X	0390	1,497,138,096.00	1,192,887,000.00	304,251,096.00	075		2223	0390	304,251,096.00
075		2223	0390	3,313,519,904.00	3,617,771,000.00	-304,251,096.00	075		X	0390	-304,251,096.00
075		X	0391	1,636,828,000.00	1,640,328,000.00	-3,500,000.00	075		X	0128	-3,500,000.00
075		X	0512	603,130,094,548.48	608,620,011,379.20	-5,489,916,830.72	075		2223	0140	50,000,000.00
							075	075	X	0512	-5,539,916,830.72
075		X	0600	8,500,000.00	0.00	8,500,000.00	075		22	0600	8,500,000.00
075		22	0600	3,294,145,000.00	3,304,145,000.00	-10,000,000.00	075		22	0128	-1,500,000.00
							075		X	0600	-8,500,000.00
075		22	0807	473,506,000.00	475,439,000.00	-1,933,000.00	075		22	0872	-1,877,000.00
							075		22	0893	-56,000.00
075		22	0819	86,849,000.00	86,880,000.00	-31,000.00	075		22	0897	-31,000.00
075		2224	0837	1,000,000,000.00	0.00	1,000,000,000.00	075		2224	0133	1,000,000,000.00
075		22	0843	4,222,634,000.00	4,219,936,000.00	2,698,000.00	075		22	0849	2,698,000.00
075		22	0844	1,681,231,000.00	1,683,009,000.00	-1,778,000.00	075		22	0884	-1,778,000.00
075		22	0846	2,622,998,000.00	2,626,120,000.00	-3,122,000.00	075		22	0128	-5,000,000.00
							075		22	0894	-1,122,000.00
							075		22	5736	3,000,000.00
075		X	0849	194,000,000.00	0.00	194,000,000.00	075		X	5628	194,000,000.00
075		22	0849	6,715,626,000.00	6,718,522,000.00	-2,896,000.00	075		22	0843	-2,698,000.00
							075		22	0897	-198,000.00
075		22	0862	924,702,000.00	924,709,000.00	-7,000.00	075		22	0893	-7,000.00
075		22	0872	3,810,371,000.00	3,808,494,000.00	1,877,000.00	075		22	0807	1,877,000.00
075		22	0873	501,207,000.00	501,231,000.00	-24,000.00	075		22	0893	-24,000.00
075		22	0884	2,206,231,000.00	2,203,926,000.00	2,305,000.00	075		22	0844	1,778,000.00
							075		22	0885	527,000.00
075		22	0885	6,322,180,000.00	6,322,728,000.00	-548,000.00	075		22	0884	-527,000.00
							075		22	0893	-21,000.00
075		X	0886	76,000,000.00	0.00	76,000,000.00	075		X	5628	76,000,000.00
075		22	0886	2,531,190,000.00	2,535,370,000.00	-4,180,000.00	075		22	0892	-3,694,000.00
							075		22	0893	-486,000.00

Footnotes

Table 1 - Appropriations and Appropriation Transfers - Department of Health and Human Services

AID	ATA	Period of Availability	MAIN	Net Appropriations and Appropriation Transfers	Appropriation Amount	Net Appropriation Transfers	AID Involved	ATA Involved	Period of Availability Involved	MAIN Involved	Amount From or To (-)
075		22	0887	863,752,000.00	863,918,000.00	-166,000.00	075		22	0893	-29,000.00
							075		22	0894	-137,000.00
075		22	0888	657,873,000.00	655,699,000.00	2,174,000.00	075		22	0891	2,174,000.00
075		22	0889	180,841,000.00	180,862,000.00	-21,000.00	075		22	0893	-21,000.00
075		22	0890	514,882,000.00	514,885,000.00	-3,000.00	075		22	0893	-3,000.00
075		22	0891	636,479,000.00	639,062,000.00	-2,583,000.00	075		22	0888	-2,174,000.00
							075		22	0897	-409,000.00
075		X	0892	76,000,000.00	0.00	76,000,000.00	075		X	5628	76,000,000.00
075		22	0892	2,144,670,000.00	2,140,976,000.00	3,694,000.00	075		22	0886	3,694,000.00
075		22	0893	1,596,123,000.00	1,595,474,000.00	649,000.00	075		22	0807	56,000.00
							075		22	0862	7,000.00
							075		22	0873	24,000.00
							075		22	0885	21,000.00
							075		22	0886	486,000.00
							075		22	0887	29,000.00
							075		22	0889	21,000.00
							075		22	0890	3,000.00
							075		22	0898	2,000.00
075		22	0894	574,910,000.00	573,651,000.00	1,259,000.00	075		22	0846	1,122,000.00
							075		22	0887	137,000.00
075		22	0896	159,282,000.00	159,365,000.00	-83,000.00	075		22	0897	-83,000.00
075		22	0897	459,777,000.00	459,056,000.00	721,000.00	075		22	0819	31,000.00
							075		22	0849	198,000.00
							075		22	0891	409,000.00
							075		22	0896	83,000.00
075		22	0898	424,588,000.00	424,590,000.00	-2,000.00	075		22	0893	-2,000.00
075		X	0943	160,000,000.00	20,000,000.00	140,000,000.00	075		X	0116	160,000,000.00
							075		X	0945	-20,000,000.00
075		22	0944	95,500,000.00	80,500,000.00	15,000,000.00	097		22	0100	15,000,000.00
075		X	0945	20,000,000.00	0.00	20,000,000.00	075		X	0943	20,000,000.00
075		X	0947	17,000,000.00	0.00	17,000,000.00	075		X	0116	17,000,000.00
075		X	0948	254,950,000.00	0.00	254,950,000.00	075		X	0116	254,950,000.00

## Appropriations, Outlays, and Balances - Continued

### Footnotes

Table 1 - Appropriations and Appropriation Transfers - Department of Health and Human Services

AID	ATA	Period of Availability	MAIN	Net Appropriations and Appropriation Transfers	Appropriation Amount	Net Appropriation Transfers	AID Involved	ATA Involved	Period of Availability Involved	MAIN Involved	Amount From or To (-)
075		X	0949	53,000,000.00	0.00	53,000,000.00	075		X	0116	52,000,000.00
							075		22	0949	1,000,000.00
075		22	0949	640,272,000.00	641,272,000.00	-1,000,000.00	075		X	0949	-1,000,000.00
075		X	0951	419,350,000.00	0.00	419,350,000.00	075		X	0116	419,350,000.00
075		X	1363	12,000,000.00	0.00	12,000,000.00	075		X	0116	12,000,000.00
075		2224	1503	8,878,147,238.55	8,877,459,000.00	688,238.55	075		22	1536	688,238.55
075		22	1512	496,292,350.00	502,515,000.00	-6,222,650.00	075		2226	1512	-6,222,650.00
075		2226	1512	6,222,650.00	0.00	6,222,650.00	075		22	1512	6,222,650.00
075		22	1515	6,003,380,768.84	6,165,330,000.00	-161,949,231.16	075	014	22	1515	-131,210,979.00
							075		2226	1515	-30,738,252.16
075		2226	1515	30,738,252.16	0.00	30,738,252.16	075		22	1515	30,738,252.16
075		22	1536	13,038,958,208.41	13,081,116,000.00	-42,157,791.59	075	014	22	1536	-1,303,099.00
							075		2224	1503	-688,238.55
							075		2226	1536	-40,166,454.04
075		2226	1536	40,166,454.04	0.00	40,166,454.04	075		22	1536	40,166,454.04
075		22	1545	9,985,370,076.00	9,998,716,126.00	-13,346,050.00	075		2226	1545	-13,346,050.00
075		2226	1545	13,346,050.00	0.00	13,346,050.00	075		22	1545	13,346,050.00
075		22	1550	3,513,930,949.00	3,550,000,000.00	-36,069,051.00	075	014	22	1550	-36,069,051.00
075		22	1552	16,672,126,513.00	16,739,175,287.00	-67,048,774.00	075	013	22	1552	-10,000,000.00
							075	014	22	1552	-57,048,774.00
075		X	5628	150,000,000.00	496,000,000.00	-346,000,000.00	075		X	0849	-194,000,000.00
							075		X	0886	-76,000,000.00
							075		X	0892	-76,000,000.00
075		22	5736	0.00	3,000,000.00	-3,000,000.00	075		22	0846	-3,000,000.00
075		X	8004	-582,838,840,683.17	0.00	-582,838,840,683.17	075		X	8308	-117,797,446,845.94
							075	075	X	8004	-465,041,393,837.23
075		X	8005	-391,682,195,698.02	0.00	-391,682,195,698.02	075		X	8393	-1,424,423,057.11
							075		1617	8393	-1,251,499.49
							075		1718	8393	-499,839.62
							075		1819	8393	-5,458,488.68
							075		1920	8393	-40,796,511.23
							075		2021	8393	-152,439,452.81

Footnotes

Table 1 - Appropriations and Appropriation Transfers - Department of Health and Human Services

AID	ATA	Period of Availability	MAIN	Net Appropriations and Appropriation Transfers	Appropriation Amount	Net Appropriation Transfers	AID Involved	ATA Involved	Period of Availability Involved	MAIN Involved	Amount From or To (-)
							075		2122	8393	-464,477,153.81
							075		2223	8393	-258,056,888.38
075		X	8175	-243,412,992.29	0.00	-243,412,992.29	075	075	X	8005	-389,334,792,806.89
075		X	8308	117,797,446,845.94	0.00	117,797,446,845.94	075	075	X	8175	-243,412,992.29
075		X	8393	1,424,423,057.11	0.00	1,424,423,057.11	075		X	8004	117,797,446,845.94
075		1617	8393	1,251,499.49	0.00	1,251,499.49	075		X	8005	1,424,423,057.11
075		1718	8393	499,839.62	0.00	499,839.62	075		X	8005	1,251,499.49
075		1819	8393	5,458,488.68	0.00	5,458,488.68	075		X	8005	499,839.62
075		1920	8393	40,796,511.23	0.00	40,796,511.23	075		X	8005	5,458,488.68
075		2021	8393	152,439,452.81	0.00	152,439,452.81	075		X	8005	40,796,511.23
075		2122	8393	464,477,153.81	0.00	464,477,153.81	075		X	8005	152,439,452.81
075		2223	8393	258,056,888.38	0.00	258,056,888.38	075		X	8005	464,477,153.81
075	075	X	0145	105,111,856.00	0.00	105,111,856.00	075		X	8005	258,056,888.38
075	075	X	0512	5,539,916,830.72	0.00	5,539,916,830.72	075		X	0145	105,111,856.00
075	075	X	8004	465,041,393,837.23	0.00	465,041,393,837.23	075		X	0512	5,539,916,830.72
075	075	X	8005	389,334,792,806.89	0.00	389,334,792,806.89	075		X	8004	465,041,393,837.23
075	075	X	8175	243,412,992.29	0.00	243,412,992.29	075		X	8005	389,334,792,806.89
Total				730,217,294,212.20	730,203,731,792.20	13,562,420.00					243,412,992.29

**This Page Left Blank Intentionally**

---

Appropriations, Outlays, and Balances - Continued

Appropriation or Fund Account  Title	Account Symbol				Balances, Beginning of Fiscal Year	Appropriations and Other Obligational Authority <sup>1</sup>	Transfers Borrowings and Investment (Net) <sup>2</sup>	Outlays (Net)	Balances Withdrawn and Other Transactions <sup>3</sup>	Balances, End of Fiscal Year	
	Period of Availability	ATA	AID	MAIN							SUB
<p><b>Department of Homeland Security</b>  <b>Departmental Management and Operations</b>  <b>General Fund Accounts</b>                      Operations and Support, Office of the Secretary and Executive                      Management, Departmental Management, Operations, Intelligence, and                      Oversight, Homeland Security                      Fund Resources:</p>											
Undisbursed Funds	2020-2025		070	0100	000	-----	-----	-----	-621,395.46	-----	621,395.46
	2022-2023					-----	5,000,000.00	-----	-----	-----	5,000,000.00
	2022					-----	347,908,150.00	1,101,750.00	174,703,789.28	-----	174,306,110.72
	2021-2022					5,000,000.00	-----	791,720.00	336,336.20	4 791,720.00	4,663,663.80
	2017-2022					336.00	-----	-----	-----	-----	336.00
	2021					60,876,231.95	-----	-880,720.00	45,779,683.60	-----	14,215,828.35
	2020-2021					5,000,000.00	-----	-----	1,376,689.98	-----	3,623,310.02
	2016-2021					1,145,259.76	-----	-----	1,035,685.18	-----	109,574.58
	2020					9,349,634.82	-----	-----	5,867,911.02	-----	3,481,723.80
	2019-2020					88,000.00	-----	-----	-----	-----	88,000.00
	2017-2020					3,753.33	-----	-----	195.00	-----	3,558.33
	2019					4,408,130.90	-----	-----	466,445.72	-----	3,941,685.18
	2018-2019					2,077.80	-----	-----	-----	-----	2,077.80
	2018					5,266,034.26	-----	-----	24,659.92	-----	5,241,374.34
	2017					2,449,480.32	-----	-----	6,020.19	2,443,460.13	-----
	No Year					21,650.57	-21,650.00	-----	0.57	-----	-----
	Subtotal		070	0100	000	93,610,589.71	352,886,500.00	1,012,750.00	228,976,021.20	3,235,180.13	215,298,638.38
<p>Counterterrorism Fund, Departmental Management and Operations,                      Homeland Security                      Fund Resources:</p>											
Undisbursed Funds	No Year		070	0101	000	0.35	-----	-----	-----	-----	0.35
<p>Department-Wide Technology Investments, Departmental Management,                      Homeland Security                      Fund Resources:</p>											
Undisbursed Funds	No Year		070	0102	000	232,322,020.93	-----	-----	6,504,266.30	-----	225,817,754.63
<p>Office of the Secretary and Executive Management, Departmental                      Management and Operations, Homeland Security                      Fund Resources:</p>											
Undisbursed Funds	No Year		070	0110	000	433,863.89	-----	-----	225,368.49	-----	208,495.40
<p>Office of the Under Secretary for Management, Departmental Management                      and Operations, Homeland Security                      Fund Resources:</p>											
Undisbursed Funds	2014-2018		070	0111	000	214,729.53	-----	-----	-----	-----	214,729.53
	2016-2017					1,163,412.68	-----	-----	-----	1,163,412.68	-----
	2013-2017					208,730.17	-----	-----	-----	208,730.17	-----
	No Year					127,343,802.31	-----	-----	13,760,602.83	-----	113,583,199.48

Footnotes at End of Chapter



## Appropriations, Outlays, and Balances - Continued

Appropriation or Fund Account  Title	Account Symbol				Balances, Beginning of Fiscal Year	Appropriations and Other Obligational Authority <sup>1</sup>	Transfers Borrowings and Investment (Net) <sup>2</sup>	Outlays (Net)	Balances Withdrawn and Other Transactions <sup>3</sup>	Balances, End of Fiscal Year
	Period of Availability	ATA	AID	MAIN						
	Subtotal		070	0111	000	128,930,674.69	-----	13,760,602.83	1,372,142.85	113,797,929.01
Operations and Support, Management Directorate, Departmental Management, Operations, Intelligence, and Oversight, Homeland Security Fund Resources:										
Undisbursed Funds	2022-2023		070	0112	000	-----	33,500,000.00	3,607,507.26	-----	29,892,492.74
	2022					-----	1,595,190,750.00	985,404,178.14	-----	609,786,571.86
	2021-2022					-----	-----	553,920.00	23,114.00	<sup>4</sup> 359,920.00
	2021					473,413,513.26	-----	-935,920.00	-----	81,527,058.26
	2020-2021					57,813,751.06	-----	-----	57,566,338.81	247,412.25
	2020					94,207,521.05	-----	-----	37,002,249.63	57,205,271.42
	2019					32,948,698.87	-----	-----	-1,773,428.41	34,722,127.28
	2018-2019					11,023,684.98	-----	-----	2,111,338.62	8,912,346.36
	2018					11,647,598.81	-----	-----	-445,143.26	12,092,742.07
	2017-2018					10,812,716.51	-----	-----	1,494,293.81	9,318,422.70
	2017					7,619,313.16	-----	-----	2,410,796.76	5,208,516.40
	2016-2017					52,187.67	-----	-----	-----	52,187.67
	No Year					21,726.61	-1,810.00	4,000,000.00	-----	4,019,916.61
	Subtotal		070	0112	000	699,560,711.98	1,628,688,940.00	3,618,000.00	1,478,351,780.36	5,620,624.07
Office of the Chief Information Officer, Departmental Management and Operations, Homeland Security Fund Resources:										
Undisbursed Funds	2016-2017		070	0113	000	19,475,216.23	-----	-----	394,616.78	19,080,599.45
	No Year					21,180,552.94	-12,628,523.00	-----	1,296,377.13	7,255,652.81
	Subtotal		070	0113	000	40,655,769.17	-12,628,523.00	-----	1,690,993.91	19,080,599.45
Operations and Support, Intelligence, Analysis, and Operations Coordination, Departmental Management, Operations, Intelligence, and Oversight, Homeland Security Fund Resources:										
Undisbursed Funds	2022-2023		070	0115	000	-----	88,872,000.00	-----	24,788,122.38	64,083,877.62
	2022					-----	208,499,000.00	-----	173,840,349.83	34,658,650.17
	2021-2022					63,011,616.45	-----	1,041,300.00	52,941,158.83	<sup>4</sup> 1,041,300.00
	2021					41,828,957.57	-----	-1,041,300.00	-----	7,426,222.38
	2020-2021					9,184,873.01	-----	-----	8,554,052.46	630,820.55
	2020					7,330,985.59	-----	-----	1,858,032.24	5,472,953.35
	2019-2020					4,550,446.40	-----	-----	1,104,523.87	3,445,922.53
	2019					2,424,059.65	-----	-----	-263,538.93	2,687,598.58
	2018-2019					2,482,807.84	-----	-----	110,780.16	2,372,027.68
	2018					3,490,407.21	-----	-----	7,700.99	3,482,706.22
	2017-2018					5,507,576.64	-----	-----	1,944.28	5,505,632.36
	2017					2,305,206.43	-----	-----	4,161.74	-----
	2016-2017					4,929,586.01	-----	-----	-----	4,929,586.01

Footnotes at End of Chapter

Appropriations, Outlays, and Balances - Continued

Appropriation or Fund Account  Title	Account Symbol				Balances, Beginning of Fiscal Year	Appropriations and Other Obligational Authority <sup>1</sup>	Transfers Borrowings and Investment (Net) <sup>2</sup>	Outlays (Net)	Balances Withdrawn and Other Transactions <sup>3</sup>	Balances, End of Fiscal Year
	Period of Availability	ATA	AID	MAIN SUB						
Subtotal		070	0115	000	147,046,522.80	297,371,000.00	-----	296,308,723.04	8,271,930.70	139,836,869.06
Procurement, Construction, and Improvements, Management Directorate, Departmental Management, Operations, Intelligence, and Oversight, Homeland Security Fund Resources:										
Undisbursed Funds	2022-2028	070	0406	000	-----	500,000,000.00	-----	-----	-----	500,000,000.00
	2022-2026				-----	359,700,000.00	-----	-----	-----	359,700,000.00
	2022-2025				-----	180,000,000.00	-----	-----	-----	180,000,000.00
	2021-2025				55,070,408.64	-----	9,500,000.00	4,318,665.92	-----	60,251,742.72
	2022-2024				-----	132,116,000.00	-----	6,292,709.54	-----	125,823,290.46
	2020-2024				223,767,000.00	-----	-----	1,861,812.16	-----	221,905,187.84
	2021-2023				127,555,544.24	-----	-630,750.00	63,166,837.16	-----	63,757,957.08
	2020-2022				25,899,107.14	-----	-----	15,669,670.09	-----	10,229,437.05
	2019-2021				2,598,860.01	-----	-----	1,102,035.17	-----	1,496,824.84
	2019-2020				1,136,019.60	-----	-----	2,886.33	-----	1,133,133.27
	2018-2019				4,592,091.69	-----	-----	130,028.03	-----	4,462,063.66
	2017-2018				1,727,459.34	-----	-----	-----	-----	1,727,459.34
	No Year				9,236,716.18	-----	-----	2,810,700.84	-----	6,426,015.34
Subtotal		070	0406	000	451,583,206.84	1,171,816,000.00	8,869,250.00	95,355,345.24	-----	1,536,913,111.60
Research and Development, Management Directorate, Departmental Management, Operations, Intelligence, and Oversight, Homeland Security Fund Resources:										
Undisbursed Funds	2019-2020	070	0801	000	191,201.62	-----	-----	-----	-----	191,201.62
	2018-2019				144,289.04	-----	-----	-----	-----	144,289.04
	2017-2018				108,456.85	-----	-----	-----	-----	108,456.85
Subtotal		070	0801	000	443,947.51	-----	-----	-----	-----	443,947.51
<b>Intragovernmental Funds</b>										
Working Capital Fund Departmental Management, Homeland Security Fund Resources:										
Undisbursed Funds	No Year	070	4640	000	-20,836,007.58	-----	-----	-23,920,654.19	-----	3,084,646.61
<b>Trust Fund Accounts</b>										
Gifts and Donations, Department Management, Homeland Security Fund Resources:										
Undisbursed Funds	No Year	070	8244	000	45,006,068.68	10,402.00	-----	26,680,805.89	-----	18,335,664.79
<b>Total, Departmental Management and Operations</b>					1,818,757,368.97	3,438,144,319.00	13,500,000.00	2,123,933,253.07	37,580,477.20	3,108,887,957.70
<b>Office of the Inspector General</b>										
<b>General Fund Accounts</b>										
Operations and Support, Office of Inspector General, Homeland Security Fund Resources:										
Undisbursed Funds	2022-2028	070	0200	000	-----	50,000.00	-----	-----	-----	50,000.00
	2022-2026				-----	2,808,750.00	-----	-----	-----	2,808,750.00

Footnotes at End of Chapter

## Appropriations, Outlays, and Balances - Continued

Appropriation or Fund Account  Title	Account Symbol				Balances, Beginning of Fiscal Year	Appropriations and Other Obligational Authority <sup>1</sup>	Transfers Borrowings and Investment (Net) <sup>2</sup>	Outlays (Net)	Balances Withdrawn and Other Transactions <sup>3</sup>	Balances, End of Fiscal Year	
	Period of Availability	ATA	AID	MAIN							SUB
	2022				-----	205,359,000.00	-----	169,567,006.64	-----	35,791,993.36	
	2021-2022				-----	-----	132,133.00	-----	<sup>4</sup> 132,133.00	-----	
	2021				36,329,578.17	-----	-132,133.00	32,192,576.56	-----	4,004,868.61	
	2020-2021				584.57	-----	-----	577.37	-----	7.20	
	2020				12,920,883.08	-----	-----	4,815,051.19	-----	8,105,831.89	
	2019-2020				2.00	-----	-----	-----	-----	2.00	
	2018-2020				655,767.76	-----	-----	25,381.79	-----	630,385.97	
	2019				5,552,402.98	-----	-----	2,120,244.14	-----	3,432,158.84	
	2018				2,403,131.89	-----	-----	953,560.38	-----	1,449,571.51	
	2017				3,408,929.76	-----	-----	-1,783.89	3,410,713.65	-----	
	No Year				2,823,749.25	4,832,500.00	-----	337,944.11	-----	7,318,305.14	
	Subtotal		070	0200	000	64,095,029.46	213,050,250.00	-----	210,010,558.29	3,542,846.65	63,591,874.52
Total, Office of the Inspector General						64,095,029.46	213,050,250.00	-----	210,010,558.29	3,542,846.65	63,591,874.52
<b>Citizenship and Immigration Services</b>											
<b>General Fund Accounts</b>											
Operations and Support, U.S. Citizenship and Immigration Services, Homeland Security Fund Resources:											
Undisbursed Funds											
	2022-2023		070	0300	000	-----	87,619,000.00	-----	6,429,181.28	-----	81,189,818.72
	2022					-----	294,397,039.00	-----	172,922,587.33	-----	121,474,451.67
	2021-2022					-----	-----	1,368,190.00	-----	<sup>4</sup> 1,368,190.00	-----
	2021					46,695,524.32	-----	-1,368,190.00	38,445,779.85	-----	6,881,554.47
	2020					14,788,351.43	-----	-----	353,288.71	-----	14,435,062.72
	2019					11,357,189.75	-----	-----	-9,087.88	-----	11,366,277.63
	2018					2,273,873.43	-----	-----	12,757.91	-----	2,261,115.52
	2017					1,779,637.54	-----	-----	39,172.38	1,740,465.16	-----
	No Year					4,342,545.80	-1,243,822.00	-1,212,039.00	219,550.00	-----	1,667,134.80
	Subtotal		070	0300	000	81,237,122.27	380,772,217.00	-1,212,039.00	218,413,229.58	3,108,655.16	239,275,415.53
Procurement, Construction, and Improvements, United States Citizenship and Immigration Services, Homeland Security Fund Resources:											
Undisbursed Funds											
	2019-2021		070	0407	000	1,939,488.57	-----	-----	419,040.00	-----	1,520,448.57
	2018-2020					374,437.43	-----	-----	-----	-----	374,437.43
	2017					0.18	-----	-----	-----	0.18	-----
	Subtotal		070	0407	000	2,313,926.18	-----	-----	419,040.00	0.18	1,894,886.00
Federal Assistance, U.S. Citizenship and Immigration Services, Homeland Security Fund Resources:											
Undisbursed Funds											
	2022		070	0408	000	-----	20,000,000.00	-----	-----	-----	20,000,000.00
	2021					10,000,000.00	-----	-----	3,484,623.61	-----	6,515,376.39

Footnotes at End of Chapter

Appropriations, Outlays, and Balances - Continued

Appropriation or Fund Account  Title	Account Symbol				Balances, Beginning of Fiscal Year	Appropriations and Other Obligational Authority <sup>1</sup>	Transfers Borrowings and Investment (Net) <sup>2</sup>	Outlays (Net)	Balances Withdrawn and Other Transactions <sup>3</sup>	Balances, End of Fiscal Year	
	Period of Availability	ATA	AID	MAIN							SUB
	2020				6,549,662.89	-----	-----	4,755,980.54	-----	1,793,682.35	
	2019				1,927,242.03	-----	-----	1,439,114.06	-----	488,127.97	
	Subtotal		070	0408	000	18,476,904.92	20,000,000.00	9,679,718.21	-----	28,797,186.71	
<b>Special Fund Accounts</b>											
Immigration Examination Fees, Immigration Services, Homeland Security Fund Resources:											
Undisbursed Funds	No Year		070	5088	000	2,847,144,887.45	5,023,836,660.14	-----	4,111,784,522.23	-----	3,759,197,025.36
Immigration Services, H-1 B Funded, Homeland Security Fund Resources:											
Undisbursed Funds	No Year		070	5106	000	<sup>5</sup> 25,031,646.77	23,482,564.50	-----	16,772,358.57	-----	31,741,852.70
H-1B and L Fraud Prevention and Detection Account, Citizenship and Immigration Services, Homeland Security Fund Resources:											
Undisbursed Funds	No Year		070	5389	000	<sup>6</sup> 38,343,383.57	59,117,201.22	-----	43,062,089.06	-----	54,398,495.73
Total, Citizenship and Immigration Services						3,012,547,871.16	5,507,208,642.86	-1,212,039.00	4,400,130,957.65	3,108,655.34	4,115,304,862.03
<b>United States Secret Service</b>											
<b>General Fund Accounts</b>											
Operations and Support, United States Secret Service, Homeland Security Fund Resources:											
Undisbursed Funds	2022-2023		070	0400	000	-----	48,571,000.00	-----	16,690,428.60	-----	31,880,571.40
	2022					-----	2,508,981,961.00	370,436.80	1,884,738,608.77	-----	624,613,789.03
	2021-2022					35,897,311.02	-----	6,394,290.00	22,877,304.45	<sup>4</sup> 6,394,290.00	13,020,006.57
	2021					478,766,138.51	-----	-5,530,955.78	410,654,163.32	-----	62,581,019.41
	2020-2021					11,776,333.59	-----	-----	4,561,565.15	-----	7,214,768.44
	2020					107,384,293.68	-----	-----	35,068,654.97	-----	72,315,638.71
	2019-2020					8,010,305.94	-----	-----	1,401,744.71	-----	6,608,561.23
	2019					69,031,931.50	-----	-----	10,932,048.11	-----	58,099,883.39
	2018-2019					11,412,132.45	-----	-----	-127,144.42	-----	11,539,276.87
	2018					41,711,107.13	-----	-----	1,601,483.84	-----	40,109,623.29
	2017-2018					2,574,944.74	-----	-----	-95,001.16	-----	2,669,945.90
	2017					33,676,614.50	-----	-----	1,182,140.72	32,494,473.78	-----
	2016-2017					4,454,060.48	-----	-----	-920,364.65	5,374,425.13	-----
	No Year					24,647,235.01	-----	-----	7,472,649.52	-----	17,174,585.49
Funds Held Outside the Treasury	2022					-----	-----	841,602.20	-----	-----	841,602.20
	2021					863,334.22	-----	-863,334.22	-----	-----	-----
	Subtotal		070	0400	000	830,205,742.77	2,557,552,961.00	1,212,039.00	2,396,038,281.93	44,263,188.91	948,669,271.93
Procurement, Construction, and Improvements, United States Secret											

Footnotes at End of Chapter

## Appropriations, Outlays, and Balances - Continued

Appropriation or Fund Account  Title	Account Symbol				Balances, Beginning of Fiscal Year	Appropriations and Other Obligational Authority <sup>1</sup>	Transfers Borrowings and Investment (Net) <sup>2</sup>	Outlays (Net)	Balances Withdrawn and Other Transactions <sup>3</sup>	Balances, End of Fiscal Year	
	Period of Availability	ATA	AID	MAIN							SUB
Service, Homeland Security Fund Resources: Undisbursed Funds	2022-2024		070	0401	000	----- 54,849,000.00	-----	11,453,970.65	-----	43,395,029.35	
	2021-2023					48,317,329.54	-----	16,992,581.85	-----	31,324,747.69	
	2020-2022					45,806,573.23	-----	20,991,391.43	-----	24,815,181.80	
	2019-2021					19,322,766.02	-----	7,980,281.54	-----	11,342,484.48	
	2017-2021					19,749,005.17	-----	15,981,415.13	-----	3,767,590.04	
	2019-2020					2,386,070.00	-----	1,627,683.46	-----	758,386.54	
	2018-2020					4,170,529.31	-----	1,881,826.09	-----	2,288,703.22	
	2017-2019					2,709,708.79	-----	736,666.41	-----	1,973,042.38	
	2015-2019					237,682.89	-----	-0.21	-----	237,683.10	
	2016-2018					1,742,787.92	-----	101.12	-----	1,742,686.80	
	2014-2018					169,344.22	-----	-----	-----	169,344.22	
	2015-2017					1,303,579.80	-----	-----	1,303,579.80	-----	
	2013-2017					168,397.63	-----	-----	168,397.63	-----	
	No Year					391,632.75	-----	-----	-----	391,632.75	
	Subtotal		070	0401	000	146,475,407.27	54,849,000.00	77,645,917.47	1,471,977.43	122,206,512.37	
Contribution for Annuity Benefits, United States Secret Service, Homeland Security Fund Resources: Undisbursed Funds	No Year		070	0405	000	24,864,230.02	268,000,000.00	268,808,901.19	-----	24,055,328.83	
Research and Development, United States Secret Service, Homeland Security Fund Resources: Undisbursed Funds	2022-2023		070	0804	000	----- 2,310,000.00	-----	54,765.35	-----	2,255,234.65	
	2021-2022					8,824,031.64	-----	7,269,810.73	-----	1,554,220.91	
	2020-2021					2,601,672.94	-----	12,315.47	-----	2,589,357.47	
	2019-2020					750,572.67	-----	-163,412.74	-----	913,985.41	
	2018-2019					300.00	-----	-----	-----	300.00	
	Subtotal		070	0804	000	12,176,577.25	2,310,000.00	7,173,478.81	-----	7,313,098.44	
<b>Total, United States Secret Service</b>						1,013,721,957.31	2,882,711,961.00	1,212,039.00	2,749,666,579.40	45,735,166.34	1,102,244,211.57
<b>Transportation Security Administration</b>											
<b>General Fund Accounts</b>											
Procurement, Construction, and Improvements, Transportation Security Administration, Homeland Security Fund Resources: Undisbursed Funds	2022-2024		070	0410	000	----- 160,736,000.00	-----	31,329,589.92	-----	129,406,410.08	
	2021-2023					98,398,893.66	-----	44,164,331.95	-----	54,234,561.71	
	2020-2022					43,677,267.95	-----	19,341,169.79	-----	24,336,098.16	
	2019-2021					5,879,474.03	-----	2,481,680.30	-----	3,397,793.73	
	2018-2020					6,158,722.25	-----	2,098,678.19	-----	4,060,044.06	

Footnotes at End of Chapter

Appropriations, Outlays, and Balances - Continued

Appropriation or Fund Account  Title	Account Symbol				Balances, Beginning of Fiscal Year	Appropriations and Other Obligational Authority <sup>1</sup>	Transfers Borrowings and Investment (Net) <sup>2</sup>	Outlays (Net)	Balances Withdrawn and Other Transactions <sup>3</sup>	Balances, End of Fiscal Year
	Period of Availability	ATA	AID	MAIN SUB						
	2018-2019				82,277.10	-----	-----	-----	-----	82,277.10
	2017-2019				6,999,996.11	-----	-----	1,872,321.37	-----	5,127,674.74
	Subtotal		070	0410 000	161,196,631.10	160,736,000.00	-----	101,287,771.52	-----	220,644,859.58
Expenses, Transportation Security Administration, Border and Transportation Security, Homeland Security Fund Resources:										
Undisbursed Funds	No Year		070	0508 000	7,006.92	-7,006.00	-----	-----	-----	0.92
Federal Air Marshals, Transportation Security Administration, Homeland Security Fund Resources:										
Undisbursed Funds	No Year		070	0541 000	171,185.27	-11,412.00	-----	-----	-----	159,773.27
Operations and Support, Transportation Security Administration, Homeland Security Fund Resources:										
Undisbursed Funds	2019-2024		070	0550 000	574,276.00	-----	-----	-1,893,504.42	-----	2,467,780.42
	2022-2023				-----	6,007,202,634.56	-----	4,092,142,707.18	-----	1,915,059,927.38
	2018-2023				686,708.00	-----	-----	-----	-----	686,708.00
	2021-2022				1,819,081,549.42	5,564,000.00	-----	1,579,996,596.78	-----	244,648,952.64
	2020-2022				8,528,327.98	-----	-----	8,239,512.84	-----	288,815.14
	2018-2022				621,605.84	-----	-----	146,595.57	-----	475,010.27
	2020-2021				307,127,481.79	-----	-----	162,074,786.02	-----	145,052,695.77
	2019-2021				93,734.00	-----	-----	-----	-----	93,734.00
	2018-2021				-29,515.16	-----	-----	-8,945.65	-----	<sup>7</sup> -20,569.51
	2017-2021				50,511.90	-----	-----	-----	-----	50,511.90
	2019-2020				79,084,755.74	-----	-----	16,011,601.19	-----	63,073,154.55
	2018-2019				87,876,653.81	-----	-----	6,081,920.91	-----	81,794,732.90
	2017-2018				61,391,091.96	-----	-----	941,565.69	-----	60,449,526.27
	2016-2017				36,885,125.89	-----	-----	695,187.65	36,189,938.24	-----
	No Year				279,338,521.44	-----	-----	-109,757,785.48	-----	389,096,306.92
	Subtotal		070	0550 000	2,681,310,828.61	6,012,766,634.56	-----	5,754,670,238.28	36,189,938.24	2,903,217,286.65
Surface Transportation Security, Transportation Security Administration, Homeland Security Fund Resources:										
Undisbursed Funds	2016-2017		070	0551 000	281,466.14	-----	-----	-----	281,466.14	-----
	No Year				311.30	-----	-----	-----	<sup>4</sup> 311.00	0.30
	Subtotal		070	0551 000	281,777.44	-----	-----	-----	281,777.14	0.30
Research and Development, Transportation Security Administration, Border and Transportation Security, Homeland Security Fund Resources:										
Undisbursed Funds	No Year		070	0553 000	30,810.42	-1.41	-----	-----	-----	30,809.01

Footnotes at End of Chapter

## Appropriations, Outlays, and Balances - Continued

Appropriation or Fund Account  Title	Account Symbol				Balances, Beginning of Fiscal Year	Appropriations and Other Obligational Authority <sup>1</sup>	Transfers Borrowings and Investment (Net) <sup>2</sup>	Outlays (Net)	Balances Withdrawn and Other Transactions <sup>3</sup>	Balances, End of Fiscal Year
	Period of Availability	ATA	AID	MAIN						
Transportation Security Support, Transportation Security Administration, Homeland Security Fund Resources: Undisbursed Funds	2016-2017		070	0554	000	21,098,007.44	-----	335,739.39	20,762,268.05	-----
	No Year					334,312.93	-----	-----	+ 322,105.00	12,207.93
	Subtotal		070	0554	000	21,432,320.37	-----	335,739.39	21,084,373.05	12,207.93
Intelligence and Vetting, Transportation Security Administration, Homeland Security Fund Resources: Undisbursed Funds	2016-2017		070	0557	000	3,269,478.64	-----	209,046.20	3,060,432.44	-----
	No Year					12,659,703.96	-----	878,311.03	+ 5,308,328.00	6,473,064.93
	Subtotal		070	0557	000	15,929,182.60	-----	1,087,357.23	8,368,760.44	6,473,064.93
Research and Development, Transportation Security Administration, Homeland Security Fund Resources: Undisbursed Funds	2022-2023		070	0802	000	-----	35,532,000.00	-----	-----	34,011,206.41
	2021-2022					26,342,651.84	-----	17,019,314.56	-----	9,323,337.28
	2020-2021					8,075,822.34	-----	5,488,119.40	-----	2,587,702.94
	2019-2020					2,137,629.85	-----	387,548.16	-----	1,750,081.69
	2018-2019					1,803,708.63	-----	198,668.57	-----	1,605,040.06
	2017-2018					25,663.29	-----	25,663.29	-----	-----
	Subtotal		070	0802	000	38,385,475.95	35,532,000.00	24,640,107.57	-----	49,277,368.38
<b>Special Fund Accounts</b>										
Aviation Security Capital Fund, Transportation Security Administration, Homeland Security Fund Resources: Undisbursed Funds	No Year		070	5385	000	1,146,104,444.80	250,000,000.00	289,225,419.54	-----	1,106,879,025.26
Unclaimed Checkpoint Money, Transportation Security Administration, Homeland Security Fund Resources: Undisbursed Funds	No Year		070	5390	000	1,384,977.35	835,850.71	1,023.25	-----	2,219,804.81
Airport Checkpoint Screening Fund, Transportation Security Administration, Homeland Security Fund Resources: Undisbursed Funds	No Year		070	5545	000	1,377,435.65	-----	65,222.70	-----	1,312,212.95
<b>Total, Transportation Security Administration</b>						4,067,612,076.48	6,459,852,065.86	6,171,312,879.48	65,924,848.87	4,290,226,413.99
<b>Federal Law Enforcement Training Center</b>										
<b>General Fund Accounts</b>										
Operations and Support, Federal Law Enforcement Training Centers, Homeland Security Fund Resources: Undisbursed Funds	2022-2023		070	0509	000	-----	61,618,000.00	-----	39,919,715.33	-----
	2022					-----	259,359,000.00	381,397.00	212,195,060.23	-----

Footnotes at End of Chapter

Appropriations, Outlays, and Balances - Continued

Appropriation or Fund Account  Title	Account Symbol				Balances, Beginning of Fiscal Year	Appropriations and Other Obligational Authority <sup>1</sup>	Transfers Borrowings and Investment (Net) <sup>2</sup>	Outlays (Net)	Balances Withdrawn and Other Transactions <sup>3</sup>	Balances, End of Fiscal Year	
	Period of Availability	ATA	AID	MAIN							SUB
	2021-2022				25,804,001.07	-3,900,000.00	1,477,710.00	36,109,662.19	<sup>4</sup> 903,710.00	<sup>7</sup> -13,631,661.12	
	2021				62,630,762.49	-----	-1,477,710.00	53,022,852.20	-----	8,130,200.29	
	2020-2021				-8,115,724.11	-----	-----	-11,929,622.40	-----	3,813,898.29	
	2020				6,403,287.48	-----	-----	3,434,843.70	-----	2,968,443.78	
	2019-2020				1,333,338.18	-----	-----	-564,494.38	-----	1,897,832.56	
	2019				5,541,532.26	-----	-----	-128,059.19	-----	5,669,591.45	
	2018-2019				1,780,333.36	-----	-----	-123,109.88	-----	1,903,443.24	
	2017-2019				33,326.08	-----	-----	-----	-----	33,326.08	
	2018				1,942,883.91	-----	-----	288,965.73	-----	1,653,918.18	
	2017-2018				6,274,757.66	-----	-----	-157,682.88	-----	6,432,440.54	
	2017				613,929.71	-----	-----	20.70	613,909.01	-----	
	2016-2017				5,867,983.07	-----	-----	-8,014.70	5,875,997.77	-----	
	No Year				644,584.82	-----	-----	-371,319.88	-----	1,015,904.70	
	Subtotal		070	0509	000	110,754,995.98	317,077,000.00	381,397.00	331,688,816.77	7,393,616.78	89,130,959.43
Procurement, Construction, and Improvements, Federal Law Enforcement Training Centers, Homeland Security Fund Resources:											
Undisbursed Funds	2022-2026		070	0510	000	-----	33,200,000.00	-----	-----	33,200,000.00	
	2021-2025				25,992,000.00	-----	-----	2,363.51	-----	25,989,636.49	
	2020-2024				53,765,428.50	-----	-381,397.00	39,424,033.58	-----	13,959,997.92	
	2019-2023				29,631,093.07	-----	-----	10,532,546.01	-----	19,098,547.06	
	2018-2022				49,414.03	-----	-----	84,702.90	-----	<sup>7</sup> -35,288.87	
	2021				-9,769,151.00	-----	-----	-9,769,151.00	-----	-----	
	2020-2021				346,127.90	-----	-----	-----	-----	346,127.90	
	2020				72,531.00	-----	-----	-1,000.00	-----	73,531.00	
	2016-2020				113,073.23	-----	-----	113,072.23	-----	1.00	
	2019				-79,457.51	-----	-----	-----	-----	<sup>7</sup> -79,457.51	
	2015-2019				40,666.81	-----	-----	-----	-----	40,666.81	
	2014-2018				13,994.50	-----	-----	-----	-----	13,994.50	
	2013-2017				15,984.96	-----	-----	-----	15,984.96	-----	
	No Year				-10,154,524.62	-----	-----	-7,996,228.94	-----	<sup>7</sup> -2,158,295.68	
	Subtotal		070	0510	000	90,037,180.87	33,200,000.00	-381,397.00	32,390,338.29	15,984.96	90,449,460.62
Total, Federal Law Enforcement Training Center						200,792,176.85	350,277,000.00	-----	364,079,155.06	7,409,601.74	179,580,420.05
<b>Immigration and Customs Enforcement</b>											
<b>General Fund Accounts</b>											
Immigration and Customs Enforcement, Border and Transportation Security, Homeland Security Fund Resources:											
Undisbursed Funds	No Year		070	0504	000	1,615,967.36	-8,456.00	-----	-----	1,607,511.36	

Footnotes at End of Chapter



## Appropriations, Outlays, and Balances - Continued

Appropriation or Fund Account  Title	Account Symbol				Balances, Beginning of Fiscal Year	Appropriations and Other Obligational Authority <sup>1</sup>	Transfers Borrowings and Investment (Net) <sup>2</sup>	Outlays (Net)	Balances Withdrawn and Other Transactions <sup>3</sup>	Balances, End of Fiscal Year	
	Period of Availability	ATA	AID	MAIN							SUB
Operations and Support, U.S. Immigration and Customs Enforcement, Homeland Security Fund Resources: Undisbursed Funds	2020-2024		070	0540	000	83,690,467.04	-----	-----	60,110,175.70	-----	23,580,291.34
	2022-2023					-----	48,410,914.00	-----	4,612,551.47	-----	43,798,362.53
	2021-2023					-60,218.62	-----	-----	8,674.38	-----	<sup>7</sup> -68,893.00
	2022					-----	8,457,925,294.00	51,658,207.00	6,821,915,045.68	-----	1,687,668,455.32
	2021-2022					50,263,573.32	-----	7,210,405.00	25,087,324.57	<sup>4</sup> 7,169,547.00	25,217,106.75
	2020-2022					-402,919.39	-----	-----	-315,531.46	-----	<sup>7</sup> -87,387.93
	2018-2022					35,228.72	-----	-----	34,775.72	-----	453.00
	2021					1,616,007,310.83	-----	-7,169,547.00	1,376,555,646.19	-----	232,282,117.64
	2020-2021					40,483,373.42	-----	-----	33,799,119.24	-----	6,684,254.18
	2019-2021					-200,574.85	-----	-----	-200,574.85	-----	-----
	2020					290,280,994.89	-----	-----	87,936,182.61	-----	202,344,812.28
	2019-2020					6,048,229.38	-----	-----	172,033.11	-----	5,876,196.27
	2018-2020					-68,464.91	-----	-----	-68,464.91	-----	-----
	2019					164,170,960.93	-----	-----	23,462,450.74	-----	140,708,510.19
	2018-2019					11,121,039.86	-----	-----	622,672.40	-----	10,498,367.46
	2015-2019					0.06	-----	-----	-----	-----	0.06
	2018					94,886,966.00	-----	-----	4,512,622.24	-----	90,374,343.76
	2017-2018					4,180,225.77	-----	-----	26,794.64	-----	4,153,431.13
	2017					61,235,645.03	-----	-----	2,670,156.88	58,565,488.15	-----
	2016-2017					2,759,317.55	-----	-----	265,559.62	2,493,757.93	-----
	2015-2017					1,080,162.53	-----	-----	-154,989.52	1,235,152.05	-----
	No Year					49,502,006.88	10,000,000.00	-----	19,514,728.47	-----	39,987,278.41
	Subtotal		070	0540	000	2,475,013,324.44	8,516,336,208.00	51,699,065.00	8,460,566,952.92	69,463,945.13	2,513,017,699.39
Automation Modernization, U.S. Immigration and Customs Enforcement, Homeland Security Fund Resources: Undisbursed Funds	2016-2018		070	0543	000	862,167.87	-----	-----	-----	-----	862,167.87
	2015-2017					1,279,499.74	-----	-----	-11,194.24	1,290,693.98	-----
	No Year					13,586.97	-----	-----	1,895.36	-----	11,691.61
	Subtotal		070	0543	000	2,155,254.58	-----	-----	-9,298.88	1,290,693.98	873,859.48
Procurement, Construction, and Improvements, U.S. Immigration and Customs Enforcement, Homeland Security Fund Resources: Undisbursed Funds	2022-2026		070	0545	000	-----	17,379,000.00	-----	-----	-----	17,379,000.00
	2021-2025					72,495,634.53	-----	-----	2,225,072.11	-----	70,270,562.42
	2022-2024					-----	34,321,000.00	-----	223,187.65	-----	34,097,812.35
	2021-2023					24,484,154.01	-----	-----	14,042,549.07	-----	10,441,604.94
	2020-2022					38,134,428.70	-----	-----	4,535,659.95	-----	33,598,768.75

Footnotes at End of Chapter

Appropriations, Outlays, and Balances - Continued

Appropriation or Fund Account  Title	Account Symbol				Balances, Beginning of Fiscal Year	Appropriations and Other Obligational Authority <sup>1</sup>	Transfers Borrowings and Investment (Net) <sup>2</sup>	Outlays (Net)	Balances Withdrawn and Other Transactions <sup>3</sup>	Balances, End of Fiscal Year
	Period of Availability	ATA	AID	MAIN						
	2018-2022				28,068,406.06	-----	-----	2,688,047.52	-----	25,380,358.54
	2019-2021				21,661,347.85	-----	-----	10,291,636.86	-----	11,369,710.99
	2020				2,809,408.14	-----	-----	-----	-----	2,809,408.14
	2018-2020				8,379,476.35	-----	-----	3,207,451.63	-----	5,172,024.72
	2017-2019				629,350.71	-----	-----	275,018.60	-----	354,332.11
	2014-2017				23,531.31	-----	-----	-----	23,531.31	-----
	No Year				651,437.98	-----	-----	211,254.57	-----	440,183.41
	Subtotal		070	0545	000	197,337,175.64	51,700,000.00	37,699,877.96	23,531.31	211,313,766.37
<b>Special Fund Accounts</b>										
Breach Bond/Detention Fund, Border and Transportation Security, Homeland Security Fund Resources:										
Undisbursed Funds	No Year		070	5126	000	102,879,972.46	15,851,666.26	99,447,648.89	-----	19,283,989.83
Student and Exchange Visitor Program, Border and Transportation Security, Homeland Security Fund Resources:										
Undisbursed Funds	No Year		070	5378	000	192,234,755.76	239,905,312.91	134,401,201.64	-----	297,738,867.03
Immigration User Fee Account, BICE, Homeland Security Fund Resources:										
Undisbursed Funds	No Year		070	5382	000	<sup>8</sup> 196,542,785.25	114,939,891.27	134,455,125.29	-----	177,027,551.23
Detention and Removal Operations, U.S. Immigration and Customs Enforcement, Homeland Security Fund Resources:										
Undisbursed Funds	No Year		070	5542	000	597,464.78	238,296.00	550,512.24	-----	285,248.54
<b>Trust Fund Accounts</b>										
Violent Crime Reduction Program, Immigration Services, Homeland Security Fund Resources:										
Undisbursed Funds	No Year		070	8598	000	503.19	-----	-----	<sup>4</sup> 503.00	0.19
Total, Immigration and Customs Enforcement					3,168,377,203.46	8,938,962,918.44	51,699,065.00	8,867,112,020.06	70,778,673.42	3,221,148,493.42
<b>U.S. Customs and Border Protection</b>										
<b>General Fund Accounts</b>										
Customs and Border Protection, USCS, Homeland Security Fund Resources:										
Undisbursed Funds	No Year		070	0503	000	525,523.09	-----	-482,886.00	-----	42,637.09
Operations and Support, U.S. Customs and Border Protection, Homeland Security Fund Resources:										
Undisbursed Funds	2022-2026		070	0530	000	-----	329,175,000.00	-----	-----	329,175,000.00
	2020-2024				39,359,493.47	-----	-----	37,015,364.11	-----	2,344,129.36
	2022-2023				-----	1,048,481,762.00	-----	381,980,355.26	-----	666,501,406.74
	2022				-----	14,716,594,751.00	10,120,356.14	<sup>9</sup> 11,853,710,184.78	-----	2,873,004,922.36

Footnotes at End of Chapter

## Appropriations, Outlays, and Balances - Continued

Appropriation or Fund Account  Title	Account Symbol				Balances, Beginning of Fiscal Year	Appropriations and Other Obligational Authority <sup>1</sup>	Transfers Borrowings and Investment (Net) <sup>2</sup>	Outlays (Net)	Balances Withdrawn and Other Transactions <sup>3</sup>	Balances, End of Fiscal Year
	Period of Availability	ATA	AID	MAIN						
	2021-2022				445,215,188.06	-----	121,170,911.00	396,537,322.19	<sup>1</sup> 19,337,430.00	150,511,346.87
	2021				2,241,590,857.93	-----	-25,009,438.00	1,944,206,980.66	-----	272,374,439.27
	2020-2021				118,948,703.53	-----	-----	77,993,421.32	-----	40,955,282.21
	2020				301,791,380.85	-----	-----	121,074,957.67	-----	180,716,423.18
	2019-2020				254,402,810.77	-----	-----	21,841,095.98	-----	232,561,714.79
	2019				141,108,217.56	-----	-----	17,112,380.99	-----	123,995,836.57
	2018-2019				60,361,803.94	-----	-----	6,221,123.40	-----	54,140,680.54
	2018				182,576,279.58	-----	-----	9,455,476.50	-----	173,120,803.08
	2017-2018				41,896,362.85	-----	-----	8,550,932.57	-----	33,345,430.28
	2016-2018				144,220.68	-----	-----	-----	-----	144,220.68
	2017				100,539,904.19	-----	-----	6,075,304.69	94,464,599.50	-----
	2016-2017				131,844.55	-----	-----	-----	131,844.55	-----
	No Year				28,031,081.39	149,501,829.00	86,819,110.36	252,498,826.66	-----	11,853,194.09
Funds Held Outside the Treasury	2022				-----	-----	1,709,892.86	-----	-----	1,709,892.86
	2021				1,664,992.00	-----	-1,664,992.00	-----	-----	-----
	Subtotal	070	0530	000	3,957,763,141.35	16,243,753,342.00	193,145,840.36	15,134,273,726.78	113,933,874.05	5,146,454,722.88
Automation Modernization, U.S. Customs and Border Protection, Homeland Security Fund Resources:										
Undisbursed Funds	2016-2018	070	0531	000	2,065,961.95	-----	-----	67,909.34	-----	1,998,052.61
	2015-2017				1,959,030.28	-----	-----	29,109.92	1,929,920.36	-----
	No Year				3,483,391.02	-----	-----	1,635,467.91	-----	1,847,923.11
	Subtotal	070	0531	000	7,508,383.25	-----	-----	1,732,487.17	1,929,920.36	3,845,975.72
Procurement, Construction, and Improvements, U.S. Customs and Border Protection, Homeland Security Fund Resources:										
Undisbursed Funds	2022-2026	070	0532	000	-----	578,408,000.00	-----	93,547,536.33	-----	484,860,463.67
	2021-2025				1,448,649,000.00	-50,000,000.00	-2,086,814.00	16,182,792.53	-----	1,380,379,393.47
	2022-2024				-----	93,425,000.00	2,086,814.00	-----	-----	95,511,814.00
	2020-2024				1,278,356,451.66	-----	-6,000,000.00	23,821,552.56	-----	1,248,534,899.10
	2021-2023				232,035,127.97	-----	-1,876,000.00	99,378,658.51	-----	130,780,469.46
	2019-2023				965,202,930.92	-140,000,000.00	-2,340,410.00	180,233,472.26	-----	642,629,048.66
	2020-2022				200,614,268.39	7,828,238.00	-----	83,366,862.63	-----	125,075,643.76
	2018-2022				493,462,702.98	-4,500,000.00	1,540,410.00	143,337,496.16	-----	347,165,616.82
	2019-2021				575,958,261.86	-----	-----	66,696,739.30	-----	509,261,522.56
	2017-2021				80,155,161.13	-----	-----	10,703,308.87	-----	69,451,852.26
	2018-2020				141,990,675.60	-----	-----	48,045,862.11	-----	93,944,813.49
	2016-2020				18,593,188.31	-----	-----	9,076,742.51	-----	9,516,445.80
	2017-2019				7,000,316.79	-----	-----	4,436,184.09	-----	2,564,132.70
	2015-2019				15,839,180.45	-----	-----	377,796.87	-----	15,461,383.58

Footnotes at End of Chapter

Appropriations, Outlays, and Balances - Continued

Appropriation or Fund Account  Title	Account Symbol				Balances, Beginning of Fiscal Year	Appropriations and Other Obligational Authority <sup>1</sup>	Transfers Borrowings and Investment (Net) <sup>2</sup>	Outlays (Net)	Balances Withdrawn and Other Transactions <sup>3</sup>	Balances, End of Fiscal Year
	Period of Availability	ATA	AID	MAIN SUB						
	2014-2018				5,342,017.86	-----	-----	455,253.17	-----	4,886,764.69
	2013-2017				4,267,388.75	-----	-----	-----	4,267,388.75	-----
	No Year				32,264,943.32	-6,161,000.00	-----	14,177,710.54	-----	11,926,232.78
	Subtotal		070	0532 000	5,499,731,615.99	479,000,238.00	-8,676,000.00	793,837,968.44	4,267,388.75	5,171,950,496.80
Border Security Fencing, Infrastructure, and Technology, U.S. Customs and Border Protection, Homeland Security Fund Resources:										
Undisbursed Funds	2016-2018		070	0533 000	1,618,213.59	-----	-----	-1,117,353.96	-----	2,735,567.55
	2016-2017				5,224,959.51	-----	-----	-70,792.60	5,295,752.11	-----
	2015-2017				17,358,845.59	-----	-----	2,379,257.43	14,979,588.16	-----
	No Year				73,235,588.14	-24,339,000.00	-5,720,418.00	5,839,938.46	-----	37,336,231.68
	Subtotal		070	0533 000	97,437,606.83	-24,339,000.00	-5,720,418.00	7,031,049.33	20,275,340.27	40,071,799.23
Air and Marine Operations, U.S. Customs and Border Protection, Homeland Security Fund Resources:										
Undisbursed Funds	2016-2018		070	0544 000	7,840,211.10	-----	-----	918,325.91	-----	6,921,885.19
	2015-2017				4,714,872.95	-----	-----	49,864.26	4,665,008.69	-----
	No Year				15,512,248.40	-----	-669,947.00	6,545,957.72	-----	8,296,343.68
	Subtotal		070	0544 000	28,067,332.45	-----	-669,947.00	7,514,147.89	4,665,008.69	15,218,228.87
<b>Special Fund Accounts</b>										
Customs and Border Protection, Immigration User Fees, Border and Transportation Security, Homeland Security Fund Resources:										
Undisbursed Funds	No Year		070	5087 000	<sup>10</sup> 58,298,646.90	547,092,962.90	-----	492,004,893.86	-----	113,386,715.94
Customs and Border Protection, Land Border Inspection Fees, Border and Transportation Security, Homeland Security Fund Resources:										
Undisbursed Funds	No Year		070	5089 000	9,492,754.63	61,565,797.56	-----	62,856,061.50	-----	8,202,490.69
Immigration Enforcement Account, Border and Transportation Security, Homeland Security Fund Resources:										
Undisbursed Funds	No Year		070	5451 000	108,361.44	405,428.36	-----	253,001.00	-----	260,788.80
International Registered Traveler Program Fund, U.S. Customs and Border Protection, Homeland Security Fund Resources:										
Undisbursed Funds	No Year		070	5543 000	315,010,122.49	303,708,359.13	-----	169,659,792.36	-----	449,058,689.26
APEC Business Travel Card Account, Customs and Border Protection, Homeland Security Fund Resources:										
Undisbursed Funds	No Year		070	5569 000	1,110,561.98	1,433,810.00	-----	624,351.21	-----	1,920,020.77
Electronic System for Travel Authorization, U.S. Customs and Border										

Footnotes at End of Chapter

## Appropriations, Outlays, and Balances - Continued

Appropriation or Fund Account  Title	Account Symbol				Balances, Beginning of Fiscal Year	Appropriations and Other Obligational Authority <sup>1</sup>	Transfers Borrowings and Investment (Net) <sup>2</sup>	Outlays (Net)	Balances Withdrawn and Other Transactions <sup>3</sup>	Balances, End of Fiscal Year	
	Period of Availability	ATA	AID	MAIN							SUB
Protection, Homeland Security Fund Resources: Undisbursed Funds	No Year		070	5595	000	16,493,127.18	41,114,452.00	-----	26,968,469.90	-----	30,639,109.28
Customs and Border Protection, Transfer and Expenses of Operation, Puerto Rico, USCS, Homeland Security Fund Resources: Undisbursed Funds	No Year		070	5687	000	534,138,698.53	324,076,744.71	-----	497,792,569.60	-----	360,422,873.64
Customs and Border Protection Services at User Fee Facilities, U.S. Customs and Border Protection, Homeland Security Fund Resources: Undisbursed Funds	No Year		070	5694	000	4,936,157.95	21,486,066.36	-----	15,081,623.49	-----	11,340,600.82
Customs and Border Protection, Customs User Fees Account, USCS, Homeland Security Fund Resources: Undisbursed Funds	No Year		070	5695	000	395,636,039.07	706,566,033.46	-----	591,613,017.20	-----	510,589,055.33
9-11 Response and Biometric Exit Account, U.S. Customs and Border Protection, Homeland Security Fund Resources: Undisbursed Funds	No Year		070	5702	000	71,362,294.69	26,003,500.00	-----	37,066,988.67	-----	60,298,806.02
<b>Public Enterprise Funds</b>											
Enhanced Inspectional Services, U.S. Customs and Border Protection, Homeland Security Fund Resources: Undisbursed Funds	No Year		070	4363	000	7,679,420.96	-----	-----	-3,328,793.15	-----	11,008,214.11
<b>Trust Fund Accounts</b>											
Customs and Border Protection, Violent Crime Reduction Trust Fund, USCS, Homeland Security Fund Resources: Undisbursed Funds	No Year		070	8529	000	0.56	-----	-----	-----	-----	0.56
Refunds, Transfers and Expenses, Abandoned and Seized Goods, USCS, Homeland Security Fund Resources: Undisbursed Funds	No Year		070	8789	000	1,921,226.56	2,025,561.62	-----	1,492,039.17	-----	2,454,749.01
Harbor Maintenance Fee Collection, USCS, Homeland Security Fund Resources: Undisbursed Funds	No Year		070	8870	000	330,558.43	3,274,000.00	-----	3,326,854.05	-----	277,704.38
<b>Total, U.S. Customs and Border Protection</b>						<b>11,007,551,574.33</b>	<b>18,737,167,296.10</b>	<b>177,596,589.36</b>	<b>17,839,800,248.47</b>	<b>145,071,532.12</b>	<b>11,937,443,679.20</b>
<b>United States Coast Guard</b>											
<b>General Fund Accounts</b>											
Retired Pay, Coast Guard, Homeland Security Fund Resources: Undisbursed Funds	No Year		070	0602	000	296,427,381.60	1,963,519,000.00	-----	2,091,839,244.75	-----	168,107,136.85

Footnotes at End of Chapter

Appropriations, Outlays, and Balances - Continued

Appropriation or Fund Account  Title	Account Symbol				Balances, Beginning of Fiscal Year	Appropriations and Other Obligational Authority <sup>1</sup>	Transfers Borrowings and Investment (Net) <sup>2</sup>	Outlays (Net)	Balances Withdrawn and Other Transactions <sup>3</sup>	Balances, End of Fiscal Year	
	Period of Availability	ATA	AID	MAIN							SUB
Operations and Support, Coast Guard, Homeland Security Fund Resources:											
Undisbursed Funds	2022-2026		070	0610	000	-----	32,443,500.00	-----	6,642,117.92	-----	25,801,382.08
	2021-2025					16,481,097.37	-----	-----	3,400,473.83	-----	13,080,623.54
	2022-2024					-----	5,000,000.00	-----	-----	-----	5,000,000.00
	2020-2024					14,338,796.95	-----	-----	2,645,040.56	-----	11,693,756.39
	2022-2023					-----	70,000,000.00	-----	20,859,495.68	-----	49,140,504.32
	2021-2023					11,000,000.00	-----	-----	-----	-----	11,000,000.00
	2019-2023					4,992,900.39	-----	-----	3,124,694.66	-----	1,868,205.73
	2022					-----	9,043,370,000.00	22,000,000.00	6,573,646,403.79	-----	2,491,723,596.21
	2021-2022					50,542,235.20	-----	1,000,000.00	38,495,259.00	<sup>4</sup> 1,000,000.00	12,046,976.20
	2020-2022					11,000,000.00	-----	-----	296,347.43	-----	10,703,652.57
	2021					1,855,673,322.04	-----	-22,992,300.00	1,446,823,426.73	-----	385,857,595.31
	2020-2021					44,688,539.44	-----	-----	25,075,270.63	-----	19,613,268.81
	2019-2021					2,555,931.13	-----	-----	1,215,455.48	-----	1,340,475.65
	2020					272,710,658.14	-----	-----	114,721,636.10	-----	157,989,022.04
	2019-2020					12,459,773.55	-----	-----	6,210,612.84	-----	6,249,160.71
	2019					121,273,017.32	-----	-----	19,860,197.69	-----	101,412,819.63
	2018-2019					2,746,818.12	-----	-----	963,770.74	-----	1,783,047.38
	2017-2019					5,025,353.06	-----	-----	-----	-----	5,025,353.06
	2018					99,594,130.96	-----	-----	3,107,692.72	-----	96,486,438.24
	2017-2018					409,750.27	-----	-----	-----	-----	409,750.27
	2017					75,672,868.39	-----	-----	1,789,440.39	73,883,428.00	-----
	2016-2017					94,113.51	-----	-----	-----	94,113.51	-----
	No Year					10,144,118.56	-----	-----	-39,305.00	-----	10,183,423.56
Funds Held Outside the Treasury	2021					550,000.00	-----	-7,700.00	-----	-----	542,300.00
	Subtotal		070	0610	000	2,611,953,424.40	9,150,813,500.00	-----	8,268,838,031.19	74,977,541.51	3,418,951,351.70
Environmental Compliance and Restoration, Coast Guard, Homeland Security Fund Resources:											
Undisbursed Funds	2018-2022		070	0611	000	4,193,352.92	-----	-----	632,004.68	-----	3,561,348.24
	2017-2021					946,819.34	-----	-----	159,978.27	-----	786,841.07
	2016-2020					3,002,390.91	-----	-----	610,666.60	-----	2,391,724.31
	2015-2019					254,295.36	-----	-----	-----	-----	254,295.36
	2014-2018					356,495.15	-----	-----	5,158.34	-----	351,336.81
	2013-2017					133,244.27	-----	-----	-----	133,244.27	-----
	No Year					634,171.74	-----	-----	-----	-----	634,171.74
	Subtotal		070	0611	000	9,520,769.69	-----	-----	1,407,807.89	133,244.27	7,979,717.53

Footnotes at End of Chapter

## Appropriations, Outlays, and Balances - Continued

Appropriation or Fund Account  Title	Account Symbol				Balances, Beginning of Fiscal Year	Appropriations and Other Obligational Authority <sup>1</sup>	Transfers Borrowings and Investment (Net) <sup>2</sup>	Outlays (Net)	Balances Withdrawn and Other Transactions <sup>3</sup>	Balances, End of Fiscal Year	
	Period of Availability	ATA	AID	MAIN							SUB
Reserve Training, Coast Guard, Homeland Security Fund Resources:											
Undisbursed Funds	2018		070	0612	000	461,246.07	-----	-----	-----	461,246.07	
	2017					236,489.27	-----	-----	236,489.27	-----	
	Subtotal		070	0612	000	697,735.34	-----	-----	236,489.27	461,246.07	
Procurement, Construction, and Improvements, Coast Guard, Homeland Security Fund Resources:											
Undisbursed Funds	2022-2026		070	0613	000	-----	2,385,184,384.00	-----	26,350,555.39	-----	2,358,833,828.61
	2021-2025					2,139,775,932.15	-----	-1,500,000.00	293,031,459.48	-----	1,845,244,472.67
	2020-2024					1,325,882,458.02	-----	-22,269,135.00	309,259,108.32	-----	994,354,214.70
	2019-2023					2,058,710,931.55	45,000,000.00	-----	330,460,325.35	-----	1,773,250,606.20
	2018-2022					1,834,859,618.89	-21,000,000.00	-1,000,000.00	529,435,834.93	-----	1,283,423,783.96
	2017-2021					99,393,572.35	-----	-----	42,674,891.04	-----	56,718,681.31
	2016-2020					151,111,286.96	-----	-----	61,328,624.11	-----	89,782,662.85
	2015-2019					33,566,355.24	-----	-----	1,039,609.57	-----	32,526,745.67
	2018					664,804.37	-----	-----	-----	-----	664,804.37
	2014-2018					43,883,604.75	-----	-----	3,166.66	-----	43,880,438.09
	2017					283,904.85	-----	-----	-----	283,904.85	-----
	2013-2017					36,186,857.62	-----	-----	204,754.51	35,982,103.11	-----
	No Year					-5,827,652.12	50,000,000.00	-----	6,290,663.73	-----	37,881,684.15
	Subtotal		070	0613	000	7,718,491,674.63	2,459,184,384.00	-24,769,135.00	1,600,078,993.09	36,266,007.96	8,516,561,922.58
Alteration of Bridges, Coast Guard, Homeland Security Fund Resources:											
Undisbursed Funds	No Year		070	0614	000	0.96	-----	-----	-----	-----	0.96
Research and Development, Coast Guard, Homeland Security Fund Resources:											
Undisbursed Funds	2022-2024		070	0615	000	-----	6,976,000.00	-----	529,967.38	-----	6,446,032.62
	2021-2023					8,733,575.31	-----	-----	1,908,633.09	-----	6,824,942.22
	2020-2022					1,140,796.48	-----	-----	425,674.41	-----	715,122.07
	2019-2021					820,659.44	-----	-----	157,991.71	-----	662,667.73
	2018-2020					139,388.29	-----	-----	-----	-----	139,388.29
	2017-2019					106,611.10	-----	-----	1,191.20	-----	105,419.90
	2016-2018					78,378.17	-----	-----	-----	-----	78,378.17
	2015-2017					181,971.89	-----	-----	-----	181,971.89	-----
	2013-2017					67,728.77	-----	-----	-----	67,728.77	-----
	No Year					166,404.25	-----	-----	-----	-----	166,404.25
	Subtotal		070	0615	000	11,435,513.70	6,976,000.00	-----	3,023,457.79	249,700.66	15,138,355.25

Footnotes at End of Chapter

Appropriations, Outlays, and Balances - Continued

Appropriation or Fund Account  Title	Account Symbol				Balances, Beginning of Fiscal Year	Appropriations and Other Obligational Authority <sup>1</sup>	Transfers Borrowings and Investment (Net) <sup>2</sup>	Outlays (Net)	Balances Withdrawn and Other Transactions <sup>3</sup>	Balances, End of Fiscal Year
	Period of Availability	ATA	AID	MAIN SUB						
Medicare-Eligible Retiree Health Fund Contribution, United States Coast Guard, Homeland Security Fund Resources: Undisbursed Funds	2022		070	0616 000	-----	238,264,807.00	-----	238,264,807.00	-----	-----
<b>Special Fund Accounts</b>										
U.S. Coast Guard Housing Special Fund, Coast Guard, Homeland Security Fund Resources: Undisbursed Funds	No Year		070	5710 000	61,781,003.00	0.08	-----	572,467.00	-----	61,208,536.08
<b>Intragovernmental Funds</b>										
Supply Fund, USCG, Homeland Security Fund Resources: Undisbursed Funds	No Year		070	4535 000	47,187,515.61	-----	-----	2,148,418.13	-----	45,039,097.48
Yard Fund, USCG, Homeland Security Fund Resources: Undisbursed Funds	No Year		070	4743 000	105,804,987.29	-----	-----	-1,160,081.25	-----	106,965,068.54
<b>Trust Fund Accounts</b>										
Sport Fish Restoration and Boating Trust Fund, Homeland Security Fund Resources: Undisbursed Funds	No Year		070	8147 000	44,113,701.04	94,506,943.99	-123,801,221.50	-----	-----	14,819,423.53
Unrealized Discount on Investments					-1,370,227.69	-----	-31,428,335.40	-----	-----	-32,798,563.09
Investments in US Treasury Securities					2,224,415,881.71	-----	155,229,556.90	-----	-----	2,379,645,438.61
Subtotal			070	8147 000	2,267,159,355.06	94,506,943.99	-----	-----	-----	2,361,666,299.05
Boat Safety, USCG, Homeland Security Fund Resources: Undisbursed Funds	No Year		070	8149 000	692,280.69	95,098,710.80	-----	119,059,976.55	-----	<sup>7</sup> -23,268,985.06
Oil Spill Liability Trust Fund-Treasury Managed, Homeland Security Fund Resources: Undisbursed Funds	No Year		070	8185 000	92,783,855.92	676,579,416.80	-765,014,201.44	165,000.00	-----	4,184,071.28
Unrealized Discount on Investments					-40,046,507.97	-----	-69,870,959.06	-----	-----	-109,917,467.03
Investments in US Treasury Securities					7,833,154,732.46	-----	835,036,215.62	-----	-----	8,668,190,948.08
Subtotal			070	8185 000	7,885,892,080.41	676,579,416.80	151,055.12	165,000.00	-----	8,562,457,552.33
Payment of Claims (Oil Spill Liability Trust Fund), Homeland Security Fund Resources: Undisbursed Funds	No Year		070	8312 000	-----	660,490.99	-----	660,490.99	-----	-----
Trust Fund Share of Expenses, USCG, Homeland Security Fund Resources: Undisbursed Funds	2022		070	8314 000	-----	24,500,000.00	-----	-----	-----	24,500,000.00
Oil Spill Recovery, USCG, Homeland Security Fund Resources: Undisbursed Funds	No Year		070	8349 000	353,896.67	59,971,121.88	-----	54,191,822.87	-----	6,133,195.68

Footnotes at End of Chapter



## Appropriations, Outlays, and Balances - Continued

Appropriation or Fund Account  Title	Account Symbol				Balances, Beginning of Fiscal Year	Appropriations and Other Obligational Authority <sup>1</sup>	Transfers Borrowings and Investment (Net) <sup>2</sup>	Outlays (Net)	Balances Withdrawn and Other Transactions <sup>3</sup>	Balances, End of Fiscal Year
	Period of Availability	ATA	AID	MAIN						
General Gift Fund, USCG, Homeland Security Fund Resources:										
Undisbursed Funds	No Year		070	8533	000	1,363,700.70	1,442,217.92	28,243.48	787,712.73	----- 2,046,449.37
Unrealized Discount on Investments						-1,428.44	----- -28,243.48	-----	-----	-29,671.92
Investments in US Treasury Securities						1,916,146.38	-----	-----	-----	1,916,146.38
Subtotal			070	8533	000	3,278,418.64	1,442,217.92	----- 787,712.73	-----	3,932,923.83
Total, United States Coast Guard						21,020,676,037.69	14,771,516,593.46	-24,618,079.88	12,379,878,148.73	111,862,983.67 23,275,833,418.87
<b>National Protection and Programs Directorate</b>										
<b>General Fund Accounts</b>										
Operations and Support, Cybersecurity and Infrastructure Security Agency, Homeland Security Fund Resources:										
Undisbursed Funds	2018-2019		070	0117	000	4,111,437.29	-----	-----	-13,680.24	----- 4,125,117.53
	2018					8,583,578.69	-----	-----	373,371.85	----- 8,210,206.84
	2017-2018					742,668.90	-----	-----	23,278.50	----- 719,390.40
	2017					5,398,253.67	-----	-----	498,715.57	4,899,538.10 -----
	2016-2017					712,590.17	-----	-----	-31,710.94	744,301.11 -----
Subtotal			070	0117	000	19,548,528.72	-----	-----	849,974.74	5,643,839.21 13,054,714.77
Procurement, Construction, and Improvements, Cybersecurity and Infrastructure Security Agency, Homeland Security Fund Resources:										
Undisbursed Funds	2022-2024		070	0412	000	-----	590,698,000.00	-----	156,678,001.94	----- 434,019,998.06
	2021-2023					477,932,687.09	-14,713,575.00	-5,601,000.00	244,050,698.41	----- 213,567,413.68
	2020-2022					80,602,823.16	-----	-----	20,251,324.02	----- 60,351,499.14
	2019-2021					27,530,214.10	-----	-----	9,425,756.93	----- 18,104,457.17
	2018-2019					24,282,073.66	-----	-----	6,527,548.46	----- 17,754,525.20
	2017-2018					28,824,179.88	-----	-----	10,323,395.94	----- 18,500,783.94
Subtotal			070	0412	000	639,171,977.89	575,984,425.00	-5,601,000.00	447,256,725.70	----- 762,298,677.19
Office of Biometric Identity Management, Cybersecurity and Infrastructure Security Agency, Homeland Security Fund Resources:										
Undisbursed Funds	2016-2018		070	0521	000	4,586,087.47	-----	-----	2,441,405.19	----- 2,144,682.28
	2015-2017					10,090,628.68	-----	-----	291,971.50	9,798,657.18 -----
	No Year					27,163,536.12	-----	-----	22,091,845.76	----- 5,071,690.36
Subtotal			070	0521	000	41,840,252.27	-----	-----	24,825,222.45	9,798,657.18 7,216,372.64
Federal Protective Service, Management Directorate, Departmental Management, Operations, Intelligence, and Oversight, Homeland Security Fund Resources:										
Undisbursed Funds	No Year		070	0542	000	716,555,126.83	-----	-----	-146,649,023.45	----- 863,204,150.28

Footnotes at End of Chapter

Appropriations, Outlays, and Balances - Continued

Appropriation or Fund Account  Title	Account Symbol				Balances, Beginning of Fiscal Year	Appropriations and Other Obligational Authority <sup>1</sup>	Transfers Borrowings and Investment (Net) <sup>2</sup>	Outlays (Net)	Balances Withdrawn and Other Transactions <sup>3</sup>	Balances, End of Fiscal Year
	Period of Availability	ATA	AID	MAIN SUB						
Infrastructure Protection and Information Security, Cybersecurity and Infrastructure Security Agency, Homeland Security Fund Resources:										
Undisbursed Funds	2016-2017		070	0565 000	10,306,147.53	-----	-----	91,997.10	10,214,150.43	-----
	No Year				172,486.27	-----	-----	-----	-----	172,486.27
	Subtotal		070	0565 000	10,478,633.80	-----	-----	91,997.10	10,214,150.43	172,486.27
Operations and Support, Cybersecurity and Infrastructure Security Agency, Homeland Security Fund Resources:										
Undisbursed Funds	2022-2026		070	0566 000	-----	34,912,500.00	-----	406.23	-----	34,912,093.77
	2020-2025				-----	-----	-----	36,106.53	-----	<sup>7</sup> -36,106.53
	2022-2023				-----	36,293,000.00	-----	3,056,224.78	-----	33,236,775.22
	2021-2023				355,375,259.93	-22,602,408.00	-----	118,916,946.81	-----	213,855,905.12
	2022				-----	1,944,584,269.00	-----	871,261,955.75	-----	1,073,322,313.25
	2021-2022				22,368,613.48	-----	2,793,900.00	19,559,264.25	<sup>4</sup> 2,793,900.00	2,809,349.23
	2021				821,350,277.47	-----	-3,494,900.00	692,793,097.32	-----	125,062,280.15
	2020-2021				16,042,563.66	-----	-----	8,460,943.58	-----	7,581,620.08
	2020				112,481,077.59	-----	-----	39,192,957.46	-----	73,288,120.13
	2019-2020				2,660,597.87	-----	-----	979,300.59	-----	1,681,297.28
	2019				55,891,825.43	-----	-----	6,463,024.68	-----	49,428,800.75
	2018-2019				145,657.42	-----	-----	-9,250.00	-----	154,907.42
	2018				63,972,849.87	-----	-----	912,506.97	-----	63,060,342.90
	2017-2018				3,250,016.28	-----	-----	1.68	-----	3,250,014.60
	2017				52,153,455.01	-----	-----	1,103,170.42	51,050,284.59	-----
	No Year				-----	3,685,000.00	-----	-----	-----	3,685,000.00
	Subtotal		070	0566 000	1,505,692,194.01	1,996,872,361.00	-701,000.00	1,762,726,657.05	53,844,184.59	1,685,292,713.37
Research and Development, Cybersecurity and Infrastructure Security Agency, Homeland Security Fund Resources:										
Undisbursed Funds	2022-2023		070	0805 000	-----	10,431,000.00	-----	188,429.00	-----	10,242,571.00
	2021-2022				9,363,774.24	-----	-----	4,594,066.22	-----	4,769,708.02
	2020-2021				9,125,639.90	-----	-----	6,238,736.29	-----	2,886,903.61
	2019-2020				1,770,466.57	-----	-----	156,086.14	-----	1,614,380.43
	2018-2019				1,749,689.61	-----	-----	177,888.78	-----	1,571,800.83
	2017-2018				231,823.07	-----	-----	-----	-----	231,823.07
	Subtotal		070	0805 000	22,241,393.39	10,431,000.00	-----	11,355,206.43	-----	21,317,186.96
Operating Expenses, Cybersecurity and Infrastructure Security Agency, Homeland Security Fund Resources:										
Undisbursed Funds	No Year		070	0900 000	508,800.84	-457,920.00	-----	-----	-----	50,880.84

Footnotes at End of Chapter

## Appropriations, Outlays, and Balances - Continued

Appropriation or Fund Account  Title	Account Symbol				Balances, Beginning of Fiscal Year	Appropriations and Other Obligational Authority <sup>1</sup>	Transfers Borrowings and Investment (Net) <sup>2</sup>	Outlays (Net)	Balances Withdrawn and Other Transactions <sup>3</sup>	Balances, End of Fiscal Year	
	Period of Availability	ATA	AID	MAIN							SUB
Cybersecurity Response and Recovery Fund, Cybersecurity and Infrastructure Security Agency, Homeland Security Fund Resources: Undisbursed Funds	2022-2028		070	1911	000	----- 19,950,000.00	-----	----- -----	-----	----- 19,950,000.00	
Total, National Protection and Programs Directorate						2,956,036,907.75	2,602,779,866.00	-6,302,000.00	2,100,456,760.02	79,500,831.41	3,372,557,182.32
<b>Federal Emergency Management Agency</b>											
<b>General Fund Accounts</b>											
Federal Assistance, Federal Emergency Management Agency, Homeland Security Fund Resources: Undisbursed Funds	2021-2025		070	0413	000	829,426,207.45	-----	----- 222,678,527.60	-----	----- 606,747,679.85	
	2022-2023					----- 758,000,000.00	-----	-----	-----	758,000,000.00	
	2022					----- 2,705,698,811.00	-10,000,000.00	213,054,394.56	-----	2,482,644,416.44	
	2021-2022					757,700,000.00	-----	12,592,309.26	-----	745,107,690.74	
	2021					2,089,729,345.82	-----	406,051,982.40	-----	1,683,677,363.42	
	2020-2021					884,121,195.90	-----	286,300,873.06	-----	597,820,322.84	
	2020					1,585,076,005.27	-----	583,924,819.28	-----	1,001,151,185.99	
	2019-2020					453,987,712.04	-----	162,202,497.46	-----	291,785,214.58	
	2019					909,416,728.21	-----	449,434,503.66	-----	459,982,224.55	
	2018-2019					290,366,284.01	-----	110,959,867.08	-----	179,406,416.93	
	2018					355,188,718.96	-----	230,379,603.09	-----	124,809,115.87	
	2017-2018					122,740,135.59	-----	48,526,380.34	-----	74,213,755.25	
	2017					79,845,827.02	-----	53,814,833.37	26,030,993.65	-----	
	No Year					1,068,601,187.09	1,402,452,193.00	-----	369,058,316.52	-----	2,101,995,063.57
	Subtotal		070	0413	000	9,426,199,347.36	4,866,151,004.00	-10,000,000.00	3,148,978,907.68	26,030,993.65	11,107,340,450.03
Procurement, Construction, and Improvements, Federal Emergency Management Agency, Homeland Security Fund Resources: Undisbursed Funds	2022-2026		070	0414	000	----- 111,210,000.00	-----	-----	-----	----- 111,210,000.00	
	2021-2025					45,957,410.45	-----	5,148,792.80	-----	40,808,617.65	
	2022-2024					----- 98,775,000.00	-----	38,514,809.90	-----	60,260,190.10	
	2020-2024					47,704,025.15	-----	19,110,591.87	-----	28,593,433.28	
	2021-2023					39,131,589.03	-----	22,916,182.61	-----	16,215,406.42	
	2019-2023					20,221,229.19	-----	4,877,400.59	-----	15,343,828.60	
	2020-2022					11,406,476.42	6,800,000.00	-----	7,004,181.14	-----	11,202,295.28
	2019-2021					11,980,553.72	-----	3,463,635.05	-----	8,516,918.67	
	2018-2020					106,741.15	-----	105,303.21	-----	1,437.94	
	2018-2019					2,461,502.47	-----	174,532.17	-----	2,286,970.30	
	2017-2018					740,233.89	-----	32,762.66	-----	707,471.23	

Footnotes at End of Chapter

Appropriations, Outlays, and Balances - Continued

Appropriation or Fund Account  Title	Account Symbol				Balances, Beginning of Fiscal Year	Appropriations and Other Obligational Authority <sup>1</sup>	Transfers Borrowings and Investment (Net) <sup>2</sup>	Outlays (Net)	Balances Withdrawn and Other Transactions <sup>3</sup>	Balances, End of Fiscal Year	
	Period of Availability	ATA	AID	MAIN							SUB
	Subtotal		070	0414	000	179,709,761.47	216,785,000.00	-----	101,348,192.00	-----	295,146,569.47
Flood Hazard Mapping and Risk Analysis Program, Federal Emergency Management Agency, Homeland Security Fund Resources:											
Undisbursed Funds	No Year		070	0500	000	19,204,297.13	-----	-----	3,209,944.61	-----	15,994,352.52
State and Local Programs, Federal Emergency Management Agency, Homeland Security Fund Resources:											
Undisbursed Funds	2016-2017		070	0560	000	16,426,427.56	-----	-----	9,345,105.21	7,081,322.35	-----
	No Year					738,442.90	-199,690.00	-----	473,587.46	-----	65,165.44
	Subtotal		070	0560	000	17,164,870.46	-199,690.00	-----	9,818,692.67	7,081,322.35	65,165.44
Firefighter Assistance Grants, Federal Emergency Management Agency, Homeland Security Fund Resources:											
Undisbursed Funds	2016-2017		070	0561	000	80,434,354.32	-----	-----	11,754,992.37	68,679,361.95	-----
Operations and Support, Federal Emergency Management Agency, Homeland Security Fund Resources:											
Undisbursed Funds	2022-2026		070	0700	000	-----	66,832,500.00	-----	-----	-----	66,832,500.00
	2022					-----	1,252,094,000.00	-----	819,713,247.44	-----	432,380,752.56
	2021-2022					-----	-----	668,642.00	-----	<sup>4</sup> 668,640.00	2.00
	2021					367,804,718.13	-----	-1,825,640.00	282,950,963.40	-----	83,028,114.73
	2020-2021					5,900,103.33	-----	-----	4,185,999.21	-----	1,714,104.12
	2020					82,634,031.47	-----	-----	47,256,040.02	-----	35,377,991.45
	2019-2020					82.37	-----	-----	-----	-----	82.37
	2019					65,170,573.77	-----	-----	12,915,025.31	-----	52,255,548.46
	2018-2019					1,169,945.69	-----	-----	-----	-----	1,169,945.69
	2018					30,396,686.04	-----	-----	-7,387,556.16	-----	37,784,242.20
	2017					33,287,441.56	-----	-----	15,162,930.75	18,124,510.81	-----
	2016-2017					2,695,944.24	-----	-----	2,617,575.95	78,368.29	-----
	No Year					119,579.42	46,165,169.00	-----	-----	-----	46,284,748.42
	Subtotal		070	0700	000	589,179,106.02	1,365,091,669.00	-1,156,998.00	1,177,414,225.92	18,871,519.10	756,828,032.00
Disaster Relief Fund, Federal Emergency Management Agency, Homeland Security Fund Resources:											
Undisbursed Funds	2021-2025		070	0702	000	41,350,487,737.39	-----	-----	18,626,582,211.52	-----	22,723,905,525.87
	2022-2023					-----	-----	-----	-24,224,050.03	-----	24,224,050.03
	2021-2022					12,843,384.54	-----	-----	12,843,384.54	-----	-----
	2020-2021					17,672,063.68	-----	-----	17,123,970.04	-----	548,093.64
	2019-2020					31,831,978.56	-----	-----	-822,251.63	-----	32,654,230.19
	2018-2019					8,253,563.96	-----	-----	-----	-----	8,253,563.96
	2017-2018					3,516.90	-----	-----	-----	-----	3,516.90

Footnotes at End of Chapter

**Appropriations, Outlays, and Balances - Continued**

Appropriation or Fund Account  Title	Account Symbol				Balances, Beginning of Fiscal Year	Appropriations and Other Obligational Authority <sup>1</sup>	Transfers Borrowings and Investment (Net) <sup>2</sup>	Outlays (Net)	Balances Withdrawn and Other Transactions <sup>3</sup>	Balances, End of Fiscal Year
	Period of Availability	ATA	AID	MAIN SUB						
	2016-2017				44,314.88	-----	-----	-----	44,314.88	-----
	No Year				58,751,846,227.01	18,764,084,865.59	-----	12,551,095,232.84	-----	64,964,835,859.76
	Subtotal		070	0702 000	100,172,982,786.92	18,764,084,865.59	-----	31,182,598,497.28	44,314.88	87,754,424,840.35
Disaster Assistance Direct Loan Program Account, Federal Emergency Management Agency, Homeland Security Fund Resources:										
Undisbursed Funds	No Year		070	0703 000	279,206,804.70	82,217,642.41	-----	135,086,293.52	-----	226,338,153.59
Emergency Food and Shelter, Federal Emergency Management Agency, Homeland Security Fund Resources:										
Undisbursed Funds	No Year		070	0707 000	0.07	-----	-----	-----	-----	0.07
Administrative and Regional Operations, Emergency Preparedness and Response, Homeland Security Fund Resources:										
Undisbursed Funds	No Year		070	0712 000	1,672.31	-1,670.00	-----	-----	-----	2.31
Radiological Emergency Preparedness Program, Federal Emergency Management Agency, Homeland Security Fund Resources:										
Undisbursed Funds	No Year		070	0715 000	56,363,603.54	-----	-----	7,503,248.97	-----	48,860,354.57
National Predisaster Mitigation Fund, Federal Emergency Management Agency, Homeland Security Fund Resources:										
Undisbursed Funds	No Year		070	0716 000	116,454,394.01	-10,869,751.00	-----	23,247,123.62	-----	82,337,519.39
<b>Special Fund Accounts</b>										
National Flood Insurance Reserve Fund, Homeland Security Fund Resources:										
Undisbursed Funds	No Year		070	5701 000	1,430,302,554.14	927,729,449.53	-1,078,447,350.09	438,820,739.10	-----	840,763,914.48
Unrealized Discount on Investments					-14,294,459.09	-----	-52,351,211.70	-----	-----	-66,645,670.79
Investments in US Treasury Securities					1,341,657,872.44	-----	1,130,798,561.79	-----	-----	2,472,456,434.23
Subtotal			070	5701 000	2,757,665,967.49	927,729,449.53	-----	438,820,739.10	-----	3,246,574,677.92
<b>Public Enterprise Funds</b>										
National Flood Insurance Fund, Federal Emergency Management Agency, Homeland Security Fund Resources:										
Undisbursed Funds	No Year		070	4236 000	6,405,748,213.47	698,250,000.00	-----	-354,098,589.75	-----	7,458,096,803.22
Authority to Borrow from the Treasury					-----	9,900,000,000.00	-----	-----	9,900,000,000.00	-----
Subtotal			070	4236 000	6,405,748,213.47	10,598,250,000.00	-----	-354,098,589.75	9,900,000,000.00	7,458,096,803.22
Total, Federal Emergency Management Agency					120,100,315,179.27	36,809,238,519.53	-11,156,998.00	35,885,682,267.99	10,020,707,511.93	110,992,006,920.88
<b>Science and Technology</b>										
<b>General Fund Accounts</b>										

Footnotes at End of Chapter

Appropriations, Outlays, and Balances - Continued

Appropriation or Fund Account  Title	Account Symbol				Balances, Beginning of Fiscal Year	Appropriations and Other Obligational Authority <sup>1</sup>	Transfers Borrowings and Investment (Net) <sup>2</sup>	Outlays (Net)	Balances Withdrawn and Other Transactions <sup>3</sup>	Balances, End of Fiscal Year	
	Period of Availability	ATA	AID	MAIN							SUB
Procurement, Construction, and Improvements, Science and Technology Directorate, Homeland Security Fund Resources:											
Undisbursed Funds	2022-2026		070	0415	000	-----	12,859,000.00	-----	91,788.58	-----	12,767,211.42
	2021-2025					18,641,388.27	-----	-----	6,407,536.51	-----	12,233,851.76
	Subtotal		070	0415	000	18,641,388.27	12,859,000.00	-----	6,499,325.09	-----	25,001,063.18
Operations and Support, Science and Technology Directorate, Homeland Security Fund Resources:											
Undisbursed Funds	2022-2023		070	0800	000	-----	196,624,000.00	-----	65,183,046.76	-----	131,440,953.24
	2022					-----	134,119,000.00	-----	94,158,129.54	-----	39,960,870.46
	2021-2022					130,084,702.72	252,000.00	-421,234.00	98,958,545.23	<sup>4</sup> 110,710.00	30,846,213.49
	2021					38,343,432.42	-----	-167,710.00	32,590,085.44	-----	5,585,636.98
	2020-2021					26,243,372.78	-----	-----	17,142,332.23	-----	9,101,040.55
	2020					9,982,667.60	-----	-----	3,973,812.27	-----	6,008,855.33
	2019-2020					9,969,025.88	-----	-----	2,012,278.86	-----	7,956,747.02
	2019					7,471,203.43	-----	-----	915,640.28	-----	6,555,563.15
	2018-2019					7,823,230.23	-----	-----	163,001.92	-----	7,660,228.31
	2015-2019					6,143,828.28	-----	-----	2,322,432.55	-----	3,821,395.73
	2018					4,861,903.17	-----	-----	2,690.63	-----	4,859,212.54
	2017-2018					6,059,712.89	-----	-----	1,095.24	-----	6,058,617.65
	2016-2018					20,324,387.12	-----	-----	1,330,892.35	-----	18,993,494.77
	2014-2018					1,212,548.19	-----	-----	-----	-----	1,212,548.19
	2017					5,574,280.69	-----	-----	781.36	5,573,499.33	-----
	2015-2017					9,201,174.23	-----	-----	222,403.34	8,978,770.89	-----
	2013-2017					428,151.21	-----	-----	-----	428,151.21	-----
	No Year					14,994,046.32	-----	-818,996.00	-106,731.09	-----	14,281,781.41
	Subtotal		070	0800	000	298,717,667.16	330,995,000.00	-1,407,940.00	318,870,436.91	15,091,131.43	294,343,158.82
Research and Development, Science and Technology Directorate, Homeland Security Fund Resources:											
Undisbursed Funds	2022-2026		070	0803	000	-----	157,106,250.00	-----	21,204.00	-----	157,085,046.00
	2022-2024					-----	539,714,200.00	-----	39,288,222.75	-----	500,425,977.25
	2021-2023					406,774,848.50	-----	-354,349.00	162,337,250.24	-----	244,083,249.26
	2020-2022					219,741,885.34	-----	-972,783.00	133,808,692.76	-----	84,960,409.58
	2019-2021					107,950,339.36	-----	-----	79,394,678.90	-----	28,555,660.46
	2018-2020					39,635,952.24	-----	-----	20,492,131.32	-----	19,143,820.92
	2017-2019					14,980,692.67	-----	-----	1,686,966.09	-----	13,293,726.58
	Subtotal		070	0803	000	789,083,718.11	696,820,450.00	-1,327,132.00	437,029,146.06	-----	1,047,547,890.05
Total, Science and Technology						1,106,442,773.54	1,040,674,450.00	-2,735,072.00	762,398,908.06	15,091,131.43	1,366,892,112.05

Footnotes at End of Chapter

## Appropriations, Outlays, and Balances - Continued

Appropriation or Fund Account  Title	Account Symbol				Balances, Beginning of Fiscal Year	Appropriations and Other Obligational Authority <sup>1</sup>	Transfers Borrowings and Investment (Net) <sup>2</sup>	Outlays (Net)	Balances Withdrawn and Other Transactions <sup>3</sup>	Balances, End of Fiscal Year
	Period of Availability	ATA	AID	MAIN						
<b>Domestic Nuclear Detection Office</b>										
<b>General Fund Accounts</b>										
Federal Assistance, Countering Weapons of Mass Destruction Office, Homeland Security Fund Resources:										
Undisbursed Funds	2022-2024		070	0411	000	----- 133,948,000.00	-----	24,763,222.07	-----	109,184,777.93
	2021-2023					60,022,485.28	-----	24,110,507.77	-----	35,911,977.51
	2020-2022					53,862,111.77	-----	27,716,970.92	-----	26,145,140.85
	2019-2021					26,876,367.42	-----	9,518,579.85	-----	17,357,787.57
	2020					1,059,219.04	-----	357,067.04	-----	702,152.00
	2018-2020					18,522,363.60	-----	1,339,020.49	-----	17,183,343.11
	2017-2019					17,422,514.24	-----	329,136.70	-----	17,093,377.54
	Subtotal		070	0411	000	177,765,061.35	-----	88,134,504.84	-----	223,578,556.51
Research and Development, Countering Weapons of Mass Destruction Office, Homeland Security Fund Resources:										
Undisbursed Funds	2022-2024		070	0860	000	----- 65,197,000.00	-----	3,018,410.79	-----	62,178,589.21
	2021-2023					61,411,909.17	-----	25,738,070.91	-----	35,673,838.26
	2020-2022					32,690,566.19	-----	18,619,256.54	-----	14,071,309.65
	2019-2021					10,213,811.17	-----	6,255,470.30	-----	3,958,340.87
	2018-2020					13,532,785.45	-----	4,324,264.46	-----	9,208,520.99
	2017-2019					7,488,083.21	-----	192,919.60	-----	7,295,163.61
	2016-2018					7,655,909.67	-----	246,156.20	-----	7,409,753.47
	2015-2017					8,694,673.84	-----	296,722.57	8,397,951.27	-----
	No Year					4,499,154.18	-350,656.00	-10,367.38	-----	4,158,865.56
	Subtotal		070	0860	000	146,186,892.88	-----	58,680,903.99	8,397,951.27	143,954,381.62
Operations and Support, Countering Weapons of Mass Destruction Office, Homeland Security Fund Resources:										
Undisbursed Funds	2022-2023		070	0861	000	----- 50,156,000.00	-----	7,581,697.12	-----	42,574,302.88
	2022					----- 126,952,637.00	-----	70,879,825.88	-----	56,072,811.12
	2021-2022					17,309,149.92	-160,360.00	12,602,408.75	4 385,640.00	4,160,741.17
	2021					83,627,682.96	-415,640.00	63,674,417.94	-----	19,537,625.02
	2020					27,395,852.34	-----	8,305,448.93	-----	19,090,403.41
	2019					27,905,166.84	-----	1,707,319.72	-----	26,197,847.12
	2018					3,561,489.16	-----	886,925.83	-----	2,674,563.33
	2017					3,525,244.39	-----	-1,574.97	3,526,819.36	-----
	Subtotal		070	0861	000	163,324,585.61	-----	-576,000.00	165,636,469.20	3,912,459.36

Footnotes at End of Chapter

Appropriations, Outlays, and Balances - Continued

Appropriation or Fund Account  Title	Account Symbol				Balances, Beginning of Fiscal Year	Appropriations and Other Obligational Authority <sup>1</sup>	Transfers Borrowings and Investment (Net) <sup>2</sup>	Outlays (Net)	Balances Withdrawn and Other Transactions <sup>3</sup>	Balances, End of Fiscal Year	
	Period of Availability	ATA	AID	MAIN							SUB
Procurement, Construction, and Improvements, Countering Weapons of Mass Destruction Office, Homeland Security Fund Resources:											
Undisbursed Funds	2022-2024		070	0862	000	-----	75,604,000.00	-----	364,352.55	-----	75,239,647.45
	2021-2023					86,832,415.16	-----	-----	24,699,786.60	-----	62,132,628.56
	2020-2022					116,357,850.93	-----	-5,000,000.00	46,627,123.58	-----	64,730,727.35
	2019-2021					33,292,497.27	-----	-----	21,366,765.28	-----	11,925,731.99
	2018-2020					2,816,075.45	-----	-----	134,664.33	-----	2,681,411.12
	2017-2019					3,663,477.15	-----	-----	724,357.39	-----	2,939,119.76
	2016-2018					4,229,407.04	-----	-----	-141,812.20	-----	4,371,219.24
	2015-2017					2,685,144.32	-----	-----	685,709.55	1,999,434.77	-----
Subtotal			070	0862	000	249,876,867.32	75,604,000.00	-5,000,000.00	94,460,947.08	1,999,434.77	224,020,485.47
Total, Domestic Nuclear Detection Office						737,153,407.16	451,506,981.00	-5,576,000.00	406,912,825.11	14,309,845.40	761,861,717.65
<b>Deductions for Offsetting Receipts</b>											
Proprietary Receipts from the Public						-----	-844,798,388.98	-----	-845,452,810.02	-----	-----
Intrabudgetary Receipts Deducted by Agency						-----	212,972,723.38	-----	212,972,723.38	-----	-----
Offsetting Governmental Receipts						-----	-12,764,075,426.93	-----	-12,764,075,426.93	-----	-----
Total, Offsetting Receipts						-----	-13,395,901,092.53	-----	-13,396,555,513.57	-----	-----
Total, Department of Homeland Security						170,274,079,563.43	88,807,189,770.72	192,407,504.48	80,864,819,047.82	10,620,624,105.52	167,787,579,264.25
<b>Memorandum</b>											
<b>Financing Accounts</b>											
<b>Public Enterprise Funds</b>											
Disaster Assistance Direct Loan Financing Account, Emergency Preparedness and Response, Homeland Security Fund Resources:											
Undisbursed Funds	No Year		070	4234	000	-----	-----	-84,941,156.30	-92,518,314.35	<sup>4</sup> 7,577,158.05	-----
Authority to Borrow from the Treasury						15,366,102.09	69,800,103.37	-8,797,851.63	-----	66,917,947.81	9,450,406.02
Subtotal			070	4234	000	15,366,102.09	69,800,103.37	-93,739,007.93	-92,518,314.35	74,495,105.86	9,450,406.02
Total, Financing Accounts						15,366,102.09	69,800,103.37	-93,739,007.93	-92,518,314.35	74,495,105.86	9,450,406.02

Footnotes at End of Chapter



## Appropriations, Outlays, and Balances - Continued

---

### Footnotes

---

- 1 The amounts in this column, unless otherwise footnoted, represent appropriations, increases and rescissions in borrowing authority or new contract authority. Appropriation accounts with appropriation transfer activity are presented in Table 1 (Appropriations and Appropriation Transfers) at the end of this chapter.
- 2 The amounts in this column, unless otherwise footnoted, represent transfers - other than appropriation transfers, borrowings (gross), investments (net), unrealized discounts or funds held outside the Treasury.
- 3 The amounts in this column, unless otherwise footnoted, represent obligated balances canceled for fiscal year 2017 pursuant to 31 U.S.C. 1553 and adjustments to borrowing and contract authority.
- 4 Represents capital transfer to miscellaneous receipts.
- 5 The opening balance of 070 X 5106 000 has been adjusted during the current fiscal year by -\$1,093,375.00 and does not agree with last year's closing balance.
- 6 The opening balance of 070 X 5389 000 has been adjusted during the current fiscal year by -\$2,301,395.00 and does not agree with last year's closing balance.
- 7 Subject to disposition by the administrative agency.
- 8 The opening balance of 070 X 5382 000 has been adjusted during the current fiscal year by -\$2,608,877.00 and does not agree with last year's closing balance.
- 9 Includes \$121,155.48 which represents payment for obligations of a closed account.
- 10 The opening balance of 070 X 5087 000 has been adjusted during the current fiscal year by -\$12,421,144.00 and does not agree with last year's closing balance.

Appropriations, Outlays, and Balances - Continued

Footnotes

Table 1 - Appropriations and Appropriation Transfers - Department of Homeland Security

AID	ATA	Period of Availability	MAIN	Net Appropriations and Appropriation Transfers	Appropriation Amount	Net Appropriation Transfers	AID Involved	ATA Involved	Period of Availability Involved	MAIN Involved	Amount From or To (-)
070		22	0100	347,908,150.00	378,509,000.00	-30,600,850.00	070		22	0112	8,318,250.00
							070		22	0400	-86,000.00
							070		22	0509	-241,000.00
							070		22	0530	-18,323,000.00
							070		22	0540	-1,504,100.00
							070		2122	0550	-5,564,000.00
							070		22	0566	-324,000.00
							070		22	0610	-5,206,000.00
							070		22	0700	-6,578,000.00
							070		2122	0800	-252,000.00
							070		22	0800	-153,000.00
							070		22	0861	-688,000.00
070		22	0112	1,595,190,750.00	1,603,509,000.00	-8,318,250.00	070		22	0100	-8,318,250.00
070		2223	0115	88,872,000.00	89,672,000.00	-800,000.00	070		22	0540	-800,000.00
070		X	0200	4,832,500.00	0.00	4,832,500.00	070		X	0413	2,582,500.00
							070		X	0702	500,000.00
							070		X	4236	1,750,000.00
070		2226	0200	2,808,750.00	0.00	2,808,750.00	070		2226	0530	825,000.00
							070		2226	0532	250,000.00
							070		2226	0566	87,500.00
							070		2226	0610	12,500.00
							070		2226	0613	1,072,500.00
							070		2226	0700	167,500.00
							070		2226	0803	393,750.00
070		2228	0200	50,000.00	0.00	50,000.00	070		2228	1911	50,000.00
070		22	0300	294,397,039.00	301,885,000.00	-7,487,961.00	070		22	0400	-2,737,961.00
							070		22	0610	-4,750,000.00
070		22	0400	2,508,981,961.00	2,501,408,000.00	7,573,961.00	070		22	0100	86,000.00
							070		22	0300	2,737,961.00
							070		2223	0400	4,750,000.00
070		2223	0400	48,571,000.00	53,321,000.00	-4,750,000.00	070		22	0400	-4,750,000.00
070		2224	0411	133,948,000.00	132,948,000.00	1,000,000.00	070		2224	0862	1,000,000.00

## Appropriations, Outlays, and Balances - Continued

### Footnotes

**Table 1 - Appropriations and Appropriation Transfers - Department of Homeland Security**

AID	ATA	Period of Availability	MAIN	Net Appropriations and Appropriation Transfers	Appropriation Amount	Net Appropriation Transfers	AID Involved	ATA Involved	Period of Availability Involved	MAIN Involved	Amount From or To (-)
070		X	0413	1,402,452,193.00	1,438,500,000.00	-36,047,807.00	070		X	0200	-2,582,500.00
							070		X	0566	-3,685,000.00
							070		X	0700	-29,780,307.00
070		22	0413	2,705,698,811.00	2,707,698,811.00	-2,000,000.00	070		22	0700	-2,000,000.00
070		2223	0413	758,000,000.00	723,000,000.00	35,000,000.00	070		2223	0416	35,000,000.00
070		2022	0414	6,800,000.00	0.00	6,800,000.00	070		22	0700	6,800,000.00
070		2223	0416	0.00	35,000,000.00	-35,000,000.00	070		2223	0413	-35,000,000.00
070		2122	0509	-3,900,000.00	0.00	-3,900,000.00	070		22	0540	-3,900,000.00
070		22	0509	259,359,000.00	260,818,000.00	-1,459,000.00	070		22	0100	241,000.00
							070		22	0540	-1,700,000.00
070		X	0530	149,508,828.00	0.00	149,508,828.00	012		X	5161	149,508,828.00
070		22	0530	14,716,594,751.00	11,229,120,565.11	3,487,474,185.89	070		22	0100	18,323,000.00
							070		2022	0532	-6,310,000.00
							070		X	0716	7,869,751.00
							070		X	5695	3,467,591,434.89
070		2223	0530	1,048,481,762.00	800,000,000.00	248,481,762.00	012		2223	1600	250,000,000.00
							070		2022	0532	-1,518,238.00
070		2226	0530	329,175,000.00	330,000,000.00	-825,000.00	070		2226	0200	-825,000.00
070		2022	0532	7,828,238.00	0.00	7,828,238.00	070		22	0530	6,310,000.00
							070		2223	0530	1,518,238.00
070		2226	0532	578,408,000.00	578,658,000.00	-250,000.00	070		2226	0200	-250,000.00
070		X	0540	10,000,000.00	0.00	10,000,000.00	070		22	0540	10,000,000.00
070		22	0540	8,457,925,294.00	8,399,488,000.00	58,437,294.00	070		22	0100	1,504,100.00
							070		2223	0115	800,000.00
							070		2122	0509	3,900,000.00
							070		22	0509	1,700,000.00
							070		X	0540	-10,000,000.00
							070		2223	0550	28,495,000.00
							070		22	0566	11,973,731.00
							070		22	0610	4,750,000.00
							070		2226	0613	11,745,300.00
							070		2224	0803	3,239,800.00

Appropriations, Outlays, and Balances - Continued

Footnotes

Table 1 - Appropriations and Appropriation Transfers - Department of Homeland Security

AID	ATA	Period of Availability	MAIN	Net Appropriations and Appropriation Transfers	Appropriation Amount	Net Appropriation Transfers	AID Involved	ATA Involved	Period of Availability Involved	MAIN Involved	Amount From or To (-)
							070		22	0861	329,363.00
070		2223	0540	48,410,914.00	46,696,000.00	1,714,914.00	011		2223	1070	1,714,914.00
070		2122	0550	5,564,000.00	0.00	5,564,000.00	070		22	0100	5,564,000.00
070		2223	0550	6,007,202,634.56	6,035,185,634.56	-27,983,000.00	070		22	0540	-28,495,000.00
							070		2224	0860	512,000.00
070		X	0566	3,685,000.00	0.00	3,685,000.00	070		X	0413	3,685,000.00
070		22	0566	1,944,584,269.00	1,956,234,000.00	-11,649,731.00	070		22	0100	324,000.00
							070		22	0540	-11,973,731.00
070		2226	0566	34,912,500.00	35,000,000.00	-87,500.00	070		2226	0200	-87,500.00
070		22	0610	9,043,370,000.00	9,035,164,000.00	8,206,000.00	070		22	0100	5,206,000.00
							070		22	0300	4,750,000.00
							070		22	0540	-4,750,000.00
							070		2226	0613	3,000,000.00
070		2226	0610	32,443,500.00	32,456,000.00	-12,500.00	070		2226	0200	-12,500.00
070		1923	0613	45,000,000.00	0.00	45,000,000.00	070		2226	0613	45,000,000.00
070		2226	0613	2,385,184,384.00	2,439,100,000.00	-53,915,616.00	070		2226	0200	-1,072,500.00
							070		22	0540	-11,745,300.00
							070		22	0610	-3,000,000.00
							070		1923	0613	-45,000,000.00
							070		X	5710	6,902,184.00
070		X	0700	46,280,307.00	0.00	46,280,307.00	070		X	0413	29,780,307.00
							070		X	0702	16,500,000.00
070		22	0700	1,252,094,000.00	1,245,859,000.00	6,235,000.00	070		22	0100	6,578,000.00
							070		22	0413	2,000,000.00
							070		2022	0414	-6,800,000.00
							070		X	0702	4,457,000.00
070		2226	0700	66,832,500.00	67,000,000.00	-167,500.00	070		2226	0200	-167,500.00
070		X	0702	18,911,677,461.59	18,999,000,000.00	-87,322,538.41	070		X	0200	-500,000.00
							070		X	0700	-16,500,000.00
							070		22	0700	-4,457,000.00
							070		X	0703	-65,865,538.41
070		X	0703	82,217,642.41	16,352,104.00	65,865,538.41	070		X	0702	65,865,538.41

## Appropriations, Outlays, and Balances - Continued

### Footnotes

**Table 1 - Appropriations and Appropriation Transfers - Department of Homeland Security**

AID	ATA	Period of Availability	MAIN	Net Appropriations and Appropriation Transfers	Appropriation Amount	Net Appropriation Transfers	AID Involved	ATA Involved	Period of Availability Involved	MAIN Involved	Amount From or To (-)
070		X	0716	-7,869,751.00	0.00	-7,869,751.00	070		22	0530	-7,869,751.00
070		2122	0800	252,000.00	0.00	252,000.00	070		22	0100	252,000.00
070		22	0800	134,119,000.00	133,966,000.00	153,000.00	070		22	0100	153,000.00
070		2224	0803	539,714,200.00	542,954,000.00	-3,239,800.00	070		22	0540	-3,239,800.00
070		2226	0803	157,106,250.00	157,500,000.00	-393,750.00	070		2226	0200	-393,750.00
070		2224	0860	65,197,000.00	65,709,000.00	-512,000.00	070		2223	0550	-512,000.00
070		22	0861	126,952,637.00	126,594,000.00	358,637.00	070		22	0100	688,000.00
							070		22	0540	-329,363.00
070		2224	0862	75,604,000.00	76,604,000.00	-1,000,000.00	070		2224	0411	-1,000,000.00
070		2228	1911	19,950,000.00	20,000,000.00	-50,000.00	070		2228	0200	-50,000.00
070		X	4236	698,250,000.00	700,000,000.00	-1,750,000.00	070		X	0200	-1,750,000.00
070		X	5088	189,000,000.00	193,000,000.00	-4,000,000.00	015		22	0339	-4,000,000.00
070		X	5695	3,573,289.50	3,467,591,434.89	-3,464,018,145.39	018		X	4020	3,573,289.50
							070		22	0530	-3,467,591,434.89
070		X	5710	0.08	6,902,184.08	-6,902,184.00	070		2226	0613	-6,902,184.00
070		X	8147	-658,419,189.83	0.00	-658,419,189.83	014		X	8151	-658,419,189.83
070		X	8149	95,098,710.80	0.00	95,098,710.80	014		X	8151	95,098,710.80
070		X	8185	-157,620,714.16	0.00	-157,620,714.16	014		X	8370	-15,099,000.00
							068		X	8221	-20,262,000.00
							069		2022	8121	-2,000,000.00
							069		2123	8121	-9,000,000.00
							069		2224	8121	-23,000,000.00
							070		X	8312	-660,490.99
							070		22	8314	-24,500,000.00
							070		X	8349	-59,971,121.88
							513		X	8056	-3,128,101.29
070		X	8312	660,490.99	0.00	660,490.99	070		X	8185	660,490.99
070		22	8314	24,500,000.00	0.00	24,500,000.00	070		X	8185	24,500,000.00
070		X	8349	59,971,121.88	0.00	59,971,121.88	070		X	8185	59,971,121.88
070		X	8870	3,274,000.00	0.00	3,274,000.00	096		X	8863	3,274,000.00
<b>Total</b>				<b>76,730,664,184.82</b>	<b>76,962,402,733.64</b>	<b>-231,738,548.82</b>					<b>-231,738,548.82</b>

Appropriations, Outlays, and Balances - Continued

Appropriation or Fund Account  Title	Account Symbol				Balances, Beginning of Fiscal Year	Appropriations and Other Obligational Authority <sup>1</sup>	Transfers Borrowings and Investment (Net) <sup>2</sup>	Outlays (Net)	Balances Withdrawn and Other Transactions <sup>3</sup>	Balances, End of Fiscal Year	
	Period of Availability	ATA	AID	MAIN							SUB
<b>Department of Housing and Urban Development</b>											
<b>Public and Indian Housing Programs</b>											
<b>General Fund Accounts</b>											
Public Housing Operating Fund, Public and Indian Housing, Housing and Urban Development Fund Resources:											
Undisbursed Funds	2020-2021		086	0163	000	152,159,736.32	-----	-----	140,254,963.88	-----	11,904,772.44
	2019-2020					56,265,476.27	-----	-----	4,366,562.93	-----	51,898,913.34
	2018-2019					2,494,385.91	-----	-----	519,450.57	-----	1,974,935.34
	2017-2018					15,950,277.21	-----	-----	8,682,714.54	-----	7,267,562.67
	2016-2017					1,839,836.29	-----	-----	-109,494.98	1,949,331.27	-----
	No Year					3,078,026.77	-----	-----	-7,012.35	-----	3,085,039.12
	Subtotal		086	0163	000	231,787,738.77	-----	-----	153,707,184.59	1,949,331.27	76,131,222.91
Drug Elimination Grants for Low-Income Housing, Housing Programs, Housing and Urban Development Fund Resources:											
Undisbursed Funds	No Year		086	0197	000	240,330.03	-----	-----	-----	-----	240,330.03
Revitalization of Severely Distressed Public Housing (HOPE VI), Public and Indian Housing, Housing and Urban Development Fund Resources:											
Undisbursed Funds	No Year		086	0218	000	15,610,889.40	-----	-----	2,903,687.47	-----	12,707,201.93
Indian Housing Loan Guarantee Fund Program Account, Public and Indian Housing, Housing and Urban Development Fund Resources:											
Undisbursed Funds	No Year		086	0223	000	9,414,604.68	3,596,690.73	-----	2,979,076.15	-----	10,032,219.26
Native Hawaiian Housing Loan Guarantee Fund Program Account, Public and Indian Housing, Housing and Urban Development Fund Resources:											
Undisbursed Funds	No Year		086	0233	000	5,925,554.02	-5,925,554.02	-----	-----	-----	-----
Native Hawaiian Housing Block Grant, Public and Indian Housing, Housing and Urban Development Fund Resources:											
Undisbursed Funds	2022-2026		086	0235	000	-----	22,300,000.00	-----	-----	-----	22,300,000.00
	2021-2025					2,802,500.00	-----	-----	802,500.00	-----	2,000,000.00
	2020-2024					2,000,000.00	-----	-----	-----	-----	2,000,000.00
	2019-2023					2,000,000.00	-----	-----	-----	-----	2,000,000.00
	2018-2022					2,000,000.00	-----	-----	-----	-----	2,000,000.00
	2017-2021					2,000,000.00	-----	-----	-----	-----	2,000,000.00
	2015-2019					5,977,327.10	-----	-----	1,995,614.89	-----	3,981,712.21
	No Year					618,431.17	-----	-----	5,060.34	-----	613,370.83
	Subtotal		086	0235	000	17,398,258.27	22,300,000.00	-----	2,803,175.23	-----	36,895,083.04

Footnotes at End of Chapter

## Appropriations, Outlays, and Balances - Continued

Appropriation or Fund Account  Title	Account Symbol				Balances, Beginning of Fiscal Year	Appropriations and Other Obligational Authority <sup>1</sup>	Transfers Borrowings and Investment (Net) <sup>2</sup>	Outlays (Net)	Balances Withdrawn and Other Transactions <sup>3</sup>	Balances, End of Fiscal Year
	Period of Availability	ATA	AID	MAIN						
Tenant-Based Rental Assistance, Public and Indian Housing, Housing and Urban Development Fund Resources: Undisbursed Funds	2021-2030		086	0302	000	4,612,050,397.00	-----	234,314,304.00	-----	4,377,736,093.00
	2022-2025					-----	56,372,593.00	31,533,393.00	-----	24,839,200.00
	2021-2024					24,518,143.00	-----	367,740.00	-----	186,418.00
	2020-2023					179.00	-----	167.00	-----	12.00
	2019-2022					1,427.00	-----	1,411.00	-----	16.00
	2020-2021					21.00	-----	-----	-----	21.00
	2018-2021					2,501.00	-----	16.00	-----	2,485.00
	2019-2020					27.00	-----	-----	-----	27.00
	2017-2020					46.00	-----	1.00	-----	45.00
	2018-2019					110,132.00	-----	-----	-----	110,132.00
	2016-2019					2,451.00	-----	6.00	-----	2,445.00
	2017-2018					28,629.00	-----	-1.00	-----	28,630.00
	2014-2017					5.00	-----	3.00	2.00	-----
	No Year					6,491,796,394.01	27,369,641,000.00	-----	26,070,550,787.00	-----
	Subtotal		086	0302	000	11,128,510,352.01	27,426,013,593.00	367,740.00	26,361,099,552.00	2.00
Public Housing Capital Fund, Public and Indian Housing, Housing and Urban Development Fund Resources: Undisbursed Funds	2020-2023		086	0304	000	1,981,592,253.10	-----	673,044,619.88	-----	1,308,547,633.22
	2019-2022					1,308,960,750.35	-----	584,677,185.51	-----	724,283,564.84
	2018-2021					343,414,652.16	-----	157,610,956.19	-----	185,803,695.97
	2017-2020					98,294,902.54	-----	37,445,040.20	-----	60,849,862.34
	2016-2019					27,777,318.65	-----	10,414,127.12	-----	17,363,191.53
	2015-2018					17,155,467.51	-----	3,933,801.39	-----	13,221,666.12
	2014-2017					11,488,257.26	-----	3,022,667.82	8,465,589.44	-----
	No Year					18,334,446.66	-----	604,537.41	-----	17,729,909.25
	Subtotal		086	0304	000	3,807,018,048.23	-----	1,470,752,935.52	8,465,589.44	2,327,799,523.27
Native American Programs, Public and Indian Housing, Housing and Urban Development Fund Resources: Undisbursed Funds	2022-2026		086	0313	000	-----	1,002,086,000.00	-----	262,724,964.95	-----
	2021-2025					1,318,206,836.28	-----	296,565,256.43	-----	1,021,641,579.85
	2020-2024					468,304,265.31	-----	156,279,968.41	-----	312,024,296.90
	2019-2023					217,461,002.80	-----	84,017,097.26	-----	133,443,905.54
	2020-2022					63,218,831.70	-----	14,620,050.98	-----	48,598,780.72
	2018-2022					119,367,335.38	-----	64,619,706.57	-----	54,747,628.81
	2017-2021					8,167,776.80	-----	2,028,880.48	-----	6,138,896.32
	2016-2020					5,166,174.52	-----	1,481,884.11	-----	3,684,290.41

Footnotes at End of Chapter

Appropriations, Outlays, and Balances - Continued

Appropriation or Fund Account  Title	Account Symbol				Balances, Beginning of Fiscal Year	Appropriations and Other Obligational Authority <sup>1</sup>	Transfers Borrowings and Investment (Net) <sup>2</sup>	Outlays (Net)	Balances Withdrawn and Other Transactions <sup>3</sup>	Balances, End of Fiscal Year
	Period of Availability	ATA	AID	MAIN						
	2015-2019				2,386,040.07	-----	-----	318,607.75	-----	2,067,432.32
	2014-2018				2,034,524.31	-----	-----	-----	-----	2,034,524.31
	2013-2017				665,953.76	-----	-----	47,763.00	618,190.76	-----
	No Year				36,882,662.86	516,110.83	-----	1,113,493.95	-----	36,285,279.74
	Subtotal		086	0313	000	2,241,861,403.79	1,002,602,110.83	883,817,673.89	618,190.76	2,360,027,649.97
Housing Certificate Fund, Public and Indian Housing, Housing and Urban Development Fund Resources:										
Undisbursed Funds	No Year		086	0319	000	103,283,576.62	-----	10,190,644.45	-----	93,092,932.17
Choice Neighborhoods Initiative, Public and Indian Housing Programs, Housing and Urban Development Fund Resources:										
Undisbursed Funds	2022-2026		086	0349	000	-----	350,000,000.00	-----	-----	350,000,000.00
	2021-2023				200,000,000.00	-----	-----	209,681.51	-----	199,790,318.49
	2020-2022				174,637,133.42	-----	-----	1,643,725.88	-----	172,993,407.54
	2019-2021				149,343,533.83	-----	-----	5,688,421.68	-----	143,655,112.15
	2018-2020				141,375,589.16	-----	-----	22,348,833.61	-----	119,026,755.55
	2017-2019				93,905,847.62	-----	-----	17,696,081.67	-----	76,209,765.95
	2016-2018				58,132,003.92	-----	-----	18,791,836.15	-----	39,340,167.77
	2015-2017				43,640,492.99	-----	-----	22,750,609.85	-----	<sup>4</sup> 20,889,883.14
	Subtotal		086	0349	000	861,034,600.94	350,000,000.00	89,129,190.35	-----	1,121,905,410.59
Self-Sufficiency Programs, Public and Indian Housing, Housing and Urban Development Fund Resources:										
Undisbursed Funds	2022-2025		086	0350	000	-----	159,000,000.00	-----	-----	159,000,000.00
	2021-2024				155,000,000.00	-----	-----	57,910,161.47	-----	97,089,838.53
	2020-2023				78,467,105.15	-----	-----	39,268,633.30	-----	39,198,471.85
	2019-2020				3,463,106.67	-----	-----	608,113.24	-----	2,854,993.43
	2018-2019				1,456,112.70	-----	-----	46,340.94	-----	1,409,771.76
	2017-2018				965,003.07	-----	-----	-----	-----	965,003.07
	2016-2017				1,692,064.40	-----	-----	-----	1,692,064.40	-----
	Subtotal		086	0350	000	241,043,391.99	159,000,000.00	97,833,248.95	1,692,064.40	300,518,078.64
Public Housing Fund, Public and Indian Housing, Housing and Urban Development Fund Resources:										
Undisbursed Funds	2022-2025		086	0481	000	-----	8,363,811,255.00	3,964,225,621.85	-----	4,399,585,633.15
	2021-2024				4,114,092,529.00	-----	-----	2,120,299,142.72	-----	1,993,793,386.28
	Subtotal		086	0481	000	4,114,092,529.00	8,363,811,255.00	6,084,524,764.57	-----	6,393,379,019.43
<b>Total, Public and Indian Housing Programs</b>					<b>22,777,221,277.75</b>	<b>37,321,398,095.54</b>	<b>367,740.00</b>	<b>35,159,741,133.17</b>	<b>12,725,177.87</b>	<b>24,926,520,802.25</b>

Footnotes at End of Chapter



## Appropriations, Outlays, and Balances - Continued

Appropriation or Fund Account	Account Symbol					Balances, Beginning of Fiscal Year	Appropriations and Other Obligational Authority <sup>1</sup>	Transfers Borrowings and Investment (Net) <sup>2</sup>	Outlays (Net)	Balances Withdrawn and Other Transactions <sup>3</sup>	Balances, End of Fiscal Year
Title	Period of Availability	ATA	AID	MAIN	SUB						
<b>Community Planning and Development</b>											
<b>General Fund Accounts</b>											
Community Development Fund, Community Planning and Development, Housing and Urban Development Fund Resources:											
Undisbursed Funds	2022-2025		086	0162	000	-----	4,841,409,207.00	-----	15,286,678.74	-----	4,826,122,528.26
	2021-2023					3,438,788,472.68	-----	-----	960,245,983.78	-----	2,478,542,488.90
	2020-2022					6,453,251,126.25	-----	-----	1,894,383,599.04	-----	4,558,867,527.21
	2019-2021					1,475,715,883.27	-----	-----	605,429,348.67	-----	870,286,534.60
	2018-2020					816,488,821.77	-----	-----	316,405,657.30	-----	500,083,164.47
	2017-2019					353,284,573.68	-----	-----	144,467,074.83	-----	208,817,498.85
	2016-2018					161,396,916.63	-----	-----	65,903,321.44	-----	95,493,595.19
	2015-2017					95,144,425.25	-----	-----	90,804,034.18	4,340,391.07	-----
	2013-2017					2,401,154,203.83	-----	-----	426,936,536.01	-----	<sup>5</sup> 1,974,217,667.82
	No Year					38,817,379,435.17	4,994,500,000.00	-----	2,995,222,010.62	-----	40,816,657,424.55
	Subtotal		086	0162	000	54,012,603,858.53	9,835,909,207.00	-----	7,515,084,244.61	4,340,391.07	56,329,088,429.85
Self-Help and Assisted Homeownership Opportunity Program, Community Planning and Development, Housing and Urban Development Fund Resources:											
Undisbursed Funds	2022-2024		086	0176	000	-----	62,500,000.00	-----	-----	-----	62,500,000.00
	2021-2023					60,000,000.00	-----	-----	391,860.66	-----	59,608,139.34
	2020-2022					54,626,169.48	-----	-----	5,358,631.78	-----	49,267,537.70
	2019-2021					43,575,582.11	-----	-----	17,548,937.04	-----	26,026,645.07
	2018-2020					20,044,806.60	-----	-----	12,103,552.91	-----	7,941,253.69
	2017-2019					5,995,740.96	-----	-----	4,852,355.26	-----	1,143,385.70
	2016-2018					1,047,656.43	-----	-----	297,087.30	-----	750,569.13
	2015-2017					518,020.44	-----	-----	-19,499.63	537,520.07	-----
	No Year					12,551,689.91	-----	-----	1,052,542.18	-----	11,499,147.73
	Subtotal		086	0176	000	198,359,665.93	62,500,000.00	-----	41,585,467.50	537,520.07	218,736,678.36
Homeless Assistance Grants, Community Planning and Development, Housing and Urban Development Fund Resources:											
Undisbursed Funds	2022-2024		086	0192	000	-----	3,213,000,000.00	-----	224,915.97	-----	3,212,775,084.03
	2021-2023					2,999,799,087.73	-----	-----	312,627,909.69	-----	2,687,171,178.04
	2021-2022					72,012,969.13	-----	-----	228,091.41	-----	71,784,877.72
	2020-2022					5,532,483,137.85	-----	-----	3,453,303,840.15	-----	2,079,179,297.70
	2020-2021					65,449,800.90	-----	-----	30,479,736.60	-----	34,970,064.30
	2019-2021					541,703,248.09	-----	-----	268,027,267.98	-----	273,675,980.11
	2018-2020					235,484,456.20	-----	-----	12,567,600.78	-----	222,916,855.42
	2017-2019					173,182,065.57	-----	-----	14,650,659.23	-----	158,531,406.34
	2016-2018					106,271,317.87	-----	-----	1,069,944.76	-----	105,201,373.11

Footnotes at End of Chapter

**Appropriations, Outlays, and Balances - Continued**

Appropriation or Fund Account  Title	Account Symbol				Balances, Beginning of Fiscal Year	Appropriations and Other Obligational Authority <sup>1</sup>	Transfers Borrowings and Investment (Net) <sup>2</sup>	Outlays (Net)	Balances Withdrawn and Other Transactions <sup>3</sup>	Balances, End of Fiscal Year	
	Period of Availability	ATA	AID	MAIN							SUB
	2015-2017				118,562,819.99	-----	-21,876,863.19	2,689,338.77	93,996,618.03	-----	
	No Year				541,026,514.53	-----	21,876,863.19	93,274,424.89	-----	469,628,952.83	
	Subtotal		086	0192	000	10,385,975,417.86	3,213,000,000.00	-----	4,189,143,730.23	93,996,618.03	9,315,835,069.60
Home Investment Partnerships Program, Community Planning and Development, Housing and Urban Development Fund Resources:											
Undisbursed Funds	2022-2025		086	0205	000	-----	1,500,000,000.00	-----	246,475.38	-----	1,499,753,524.62
	2021-2025					4,949,999,658.22	-----	-----	6,834,903.56	-----	4,943,164,754.66
	2021-2024					1,349,478,728.84	-----	-----	69,549,441.71	-----	1,279,929,287.13
	2020-2023					1,268,121,410.72	-----	-----	176,148,304.91	-----	1,091,973,105.81
	2019-2022					958,357,585.17	-----	-----	203,066,331.38	-----	755,291,253.79
	2018-2021					751,345,146.53	-----	-----	268,015,204.61	-----	483,329,941.92
	2017-2020					244,237,473.22	-----	-----	97,151,024.01	-----	147,086,449.21
	2016-2019					108,319,062.73	-----	-----	34,607,549.12	-----	73,711,513.61
	2015-2018					46,375,424.51	-----	-----	11,489,960.73	-----	34,885,463.78
	No Year					1,810,664.49	-----	-----	263,801.72	-----	1,546,862.77
	Subtotal		086	0205	000	9,678,045,154.43	1,500,000,000.00	-----	867,372,997.13	-----	10,310,672,157.30
Housing Opportunities for Persons with AIDS, Community Planning and Development, Housing and Urban Development Fund Resources:											
Undisbursed Funds	2022-2024		086	0308	000	-----	45,000,000.00	-----	-----	-----	45,000,000.00
	2022-2023					-----	405,000,000.00	-----	9,303.44	-----	404,990,696.56
	2021-2023					43,000,000.00	-----	-----	4,158,492.14	-----	38,841,507.86
	2021-2022					386,835,499.29	-----	-----	144,960,773.21	-----	241,874,726.08
	2020-2022					47,284,625.87	-----	-----	3,454,189.18	-----	43,830,436.69
	2020-2021					251,078,546.97	-----	-----	139,955,662.16	-----	111,122,884.81
	2019-2021					32,160,301.61	-----	-----	11,449,198.14	-----	20,711,103.47
	2019-2020					86,875,196.09	-----	-----	47,607,385.81	-----	39,267,810.28
	2018-2020					15,571,877.01	-----	-----	10,214,573.64	-----	5,357,303.37
	2018-2019					28,813,722.54	-----	-----	22,500,918.15	-----	6,312,804.39
	2017-2019					2,260,318.87	-----	-----	1,140,593.30	-----	1,119,725.57
	2017-2018					10,556,903.05	-----	-----	2,185,364.01	-----	8,371,539.04
	2016-2018					1,418,272.84	-----	-----	1,051,459.93	-----	366,812.91
	2016-2017					11,927,475.42	-----	-----	6,220,601.10	5,706,874.32	-----
	2015-2017					1,817,352.08	-----	-----	263,661.99	1,553,690.09	-----
	No Year					487,051.62	-----	-----	25,745.17	-----	461,306.45
	Subtotal		086	0308	000	920,087,143.26	450,000,000.00	-----	395,197,921.37	7,260,564.41	967,628,657.48
Brownfields Redevelopment, Community Planning and Development, Housing											

Footnotes at End of Chapter

## Appropriations, Outlays, and Balances - Continued

Appropriation or Fund Account  Title	Account Symbol				Balances, Beginning of Fiscal Year	Appropriations and Other Obligational Authority <sup>1</sup>	Transfers Borrowings and Investment (Net) <sup>2</sup>	Outlays (Net)	Balances Withdrawn and Other Transactions <sup>3</sup>	Balances, End of Fiscal Year	
	Period of Availability	ATA	AID	MAIN							SUB
and Urban Development Fund Resources: Undisbursed Funds	No Year		086	0314	000	5,424,004.41	-----	-----	-----	5,424,004.41	
Empowerment Zones/Enterprise Communities, Community Planning and Development, Housing and Urban Development Fund Resources: Undisbursed Funds	No Year		086	0315	000	154,173.49	-----	-----	-----	154,173.49	
Rural Housing and Economic Development, Public and Indian Housing, Housing and Urban Development Fund Resources: Undisbursed Funds	No Year		086	0324	000	1,761,531.14	-----	-----	-----	1,761,531.14	
Permanent Supportive Housing, Housing and Urban Development Fund Resources: Undisbursed Funds	No Year		086	0342	000	5,184,200.00	-----	-----	-----	5,184,200.00	
Neighborhood Stabilization Program, Community Planning and Development, Housing and Urban Development Fund Resources: Undisbursed Funds	No Year		086	0344	000	133,423,055.06	-----	11,792,034.58	-----	121,631,020.48	
<b>Public Enterprise Funds</b>											
Revolving Fund, Liquidating Programs, Housing and Urban Development Fund Resources: Undisbursed Funds	No Year		086	4015	000	270,201.92	-----	-----	2,092.61	268,109.31	
<b>Trust Fund Accounts</b>											
Housing Trust Fund, Community Planning and Development, Housing and Urban Development Fund Resources: Undisbursed Funds	No Year		086	8560	000	1,462,591,125.99	739,808,300.94	-----	253,446,727.03	1,948,952,699.90	
Total, Community Planning and Development						76,803,879,532.02	15,801,217,507.94	-----	13,273,625,215.06	106,135,093.58	79,225,336,731.32
<b>Housing Programs</b>											
<b>General Fund Accounts</b>											
Rent Supplement, Housing Programs, Housing and Urban Development Fund Resources: Undisbursed Funds	No Year		086	0129	000	2,031,146.52	-----	-----	-----	2,031,146.52	
Rental Housing Assistance, Housing Programs, Housing and Urban Development Fund Resources: Undisbursed Funds	No Year		086	0148	000	271,177,162.73	-----	-----	50,236,902.25	220,940,260.48	
Housing Counseling Assistance, Housing Programs, Housing and Urban Development Fund Resources: Undisbursed Funds	2022-2023		086	0156	000	-----	57,500,000.00	-----	-----	57,500,000.00	
	2021-2023					20,000,000.00	-----	-----	1,382,272.61	18,617,727.39	
	2021-2022					57,416,913.86	-----	-----	19,769,929.00	37,646,984.86	
	2020-2021					21,151,680.20	-----	-----	18,335,733.05	2,815,947.15	

Footnotes at End of Chapter

Appropriations, Outlays, and Balances - Continued

Appropriation or Fund Account  Title	Account Symbol				Balances, Beginning of Fiscal Year	Appropriations and Other Obligational Authority <sup>1</sup>	Transfers Borrowings and Investment (Net) <sup>2</sup>	Outlays (Net)	Balances Withdrawn and Other Transactions <sup>3</sup>	Balances, End of Fiscal Year	
	Period of Availability	ATA	AID	MAIN							SUB
	2019-2020				1,432,499.54	-----	-----	798,148.85	-----	634,350.69	
	2018-2019				1,323,582.59	-----	-----	-----	-----	1,323,582.59	
	2017-2018				1,063,403.35	-----	-----	-4,161.00	-----	1,067,564.35	
	2016-2017				1,163,066.21	-----	-----	-----	1,163,066.21	-----	
	Subtotal		086	0156	000	103,551,145.75	57,500,000.00	40,281,922.51	1,163,066.21	119,606,157.03	
Mutual Mortgage Insurance Program Account, Federal Housing Administration, Housing and Urban Development Fund Resources:											
Undisbursed Funds	2022-2023		086	0183	000	-----	150,000,000.00	-----	45,403,675.24	-----	104,596,324.76
	2021-2022				95,538,859.77	-----	-----	70,039,195.46	-----	25,499,664.31	
	2020-2021				33,731,583.27	-----	-----	20,180,863.95	-----	13,550,719.32	
	2019-2020				23,102,262.33	-----	-----	779,225.98	-----	22,323,036.35	
	2018-2019				16,416,108.10	-----	-----	96,000.46	-----	16,320,107.64	
	2017-2018				33,451,386.12	-----	-----	-----	-----	33,451,386.12	
	2016-2017				29,631,784.27	-----	-----	20,239.56	29,611,544.71	-----	
	No Year				0.64	-----	1,130,251,351.02	1,130,251,351.02	-----	0.64	
	Subtotal		086	0183	000	231,871,984.50	150,000,000.00	1,130,251,351.02	29,611,544.71	215,741,239.14	
Homeownership and Opportunity for People Everywhere Grants (HOPE Grants), Housing Programs, Housing and Urban Development Fund Resources:											
Undisbursed Funds	No Year		086	0196	000	134,414.73	-----	-----	-----	134,414.73	
General and Special Risk Program Account, Federal Housing Administration, Housing and Urban Development Fund Resources:											
Undisbursed Funds	No Year		086	0200	000	1,596,359.68	638,741,997.97	-----	638,741,997.97	-----	1,596,359.68
FHA, Mutual Mortgage Insurance Capital Reserve Account, Housing and Urban Development Fund Resources:											
Undisbursed Funds	No Year		086	0236	000	<sup>6</sup> -2,359,003,044.54	-----	-26,235,486,194.97	-----	562,858,153.47	
Unrealized Discount on Investments					-12,169,240.32	-----	-----	-689,672,592.00	-----	-701,841,832.32	
Investments in US Treasury Securities					94,131,920,682.15	-----	-----	25,817,907,435.95	-----	119,949,828,118.10	
	Subtotal		086	0236	000	91,760,748,397.29	-----	-1,107,251,351.02	-29,157,347,392.98	-----	119,810,844,439.25
Housing for Persons with Disabilities, Housing Programs, Housing and Urban Development Fund Resources:											
Undisbursed Funds	2022-2025		086	0237	000	-----	352,000,000.00	-----	43,823,355.60	-----	308,176,644.40
	2021-2024				190,452,125.96	-----	-----	116,019,232.17	-----	74,432,893.79	
	2020-2023				68,975,797.67	-----	-----	17,347,656.75	-----	51,628,140.92	
	2019-2022				33,291,300.34	-----	-----	1,645,026.02	-----	31,646,274.32	
	2018-2021				86,495,995.34	-----	-----	2,225,712.52	-----	84,270,282.82	
	2017-2020				852,397.03	-----	-----	199,707.00	-----	652,690.03	
	2016-2019				668,650.62	-----	-----	6,162.00	-----	662,488.62	

Footnotes at End of Chapter

## Appropriations, Outlays, and Balances - Continued

Appropriation or Fund Account  Title	Account Symbol				Balances, Beginning of Fiscal Year	Appropriations and Other Obligational Authority <sup>1</sup>	Transfers Borrowings and Investment (Net) <sup>2</sup>	Outlays (Net)	Balances Withdrawn and Other Transactions <sup>3</sup>	Balances, End of Fiscal Year	
	Period of Availability	ATA	AID	MAIN							SUB
	2015-2018				133,095.18	-----	-----	38,700.22	-----	94,394.96	
	2014-2017				17,356,611.00	-----	-----	2,089,167.00	-----	<sup>7</sup> 15,267,444.00	
	2013-2016				88,177,333.00	-----	-----	10,729,739.00	-----	<sup>8</sup> 77,447,594.00	
	2012-2015				54,018,749.82	-----	-----	15,348,218.64	-----	<sup>8</sup> 38,670,531.18	
	2010-2013				715,763.00	-----	-----	155,975.00	-----	<sup>9</sup> 559,788.00	
	2009-2012				159,894.00	-----	-----	12,923.00	146,971.00	-----	
	No Year				112,834,940.42	-----	-----	10,907,473.05	-----	101,927,467.37	
	Subtotal		086	0237	000	654,132,653.38	352,000,000.00	-----	220,549,047.97	146,971.00	785,436,634.41
Project-Based Rental Assistance, Housing Programs, Housing and Urban Development											
Fund Resources:											
Undisbursed Funds											
	2022-2025		086	0303	000	-----	38,616,254.00	-----	12,934,408.00	-----	25,681,846.00
	2021-2024					26,625,590.00	-----	1,966,098.00	27,845,769.00	-----	745,919.00
	2020-2023					3,417,293.00	-----	-----	3,417,293.00	-----	-----
	2020-2021					656,533.00	-----	-----	656,533.00	-----	-----
	2019-2020					133,308.00	-----	-----	-----	-----	133,308.00
	2016-2019					106,064.00	-----	-----	103,111.00	-----	2,953.00
	No Year					4,635,337,557.92	13,940,000,000.00	-----	13,859,908,031.13	-----	4,715,429,526.79
	Subtotal		086	0303	000	4,666,276,345.92	13,978,616,254.00	1,966,098.00	13,904,865,145.13	-----	4,741,993,552.79
Housing for the Elderly, Housing Programs, Housing and Urban Development											
Fund Resources:											
Undisbursed Funds											
	2022-2025		086	0320	000	-----	1,025,699,898.00	-----	234,482,461.40	-----	791,217,436.60
	2021-2024					533,777,659.67	-----	-2,333,838.00	420,237,829.56	-----	111,205,992.11
	2020-2023					157,768,207.10	-----	-----	23,383,523.22	-----	134,384,683.88
	2019-2022					78,366,834.57	-----	-----	12,379,828.81	-----	65,987,005.76
	2018-2021					106,456,414.70	-----	-----	55,385,829.37	-----	51,070,585.33
	2017-2020					12,593,036.40	-----	-----	2,160,659.22	-----	10,432,377.18
	2016-2019					2,356,188.23	-----	-----	88,659.66	-----	2,267,528.57
	2015-2018					1,316,897.71	-----	-----	-----	-----	1,316,897.71
	2014-2017					2,771,465.54	-----	-----	974,776.98	1,796,688.56	-----
	2011-2014					500.00	-----	-----	-----	-----	<sup>9</sup> 500.00
	2010-2013					1,756,885.00	-----	-----	1,310,808.00	-----	<sup>9</sup> 446,077.00
	2009-2012					521,441.00	-----	-----	37,453.00	483,988.00	-----
	No Year					199,576,705.77	-----	-----	42,127,975.39	-----	157,448,730.38
	Subtotal		086	0320	000	1,097,262,235.69	1,025,699,898.00	-2,333,838.00	792,569,804.61	2,280,676.56	1,325,777,814.52
Home Ownership Preservation Entity Fund Program Account, Housing and Urban Development											
Fund Resources:											
Undisbursed Funds											
	No Year		086	0343	000	7,417,452.87	-----	-----	-----	-----	7,417,452.87

Footnotes at End of Chapter

Appropriations, Outlays, and Balances - Continued

Appropriation or Fund Account  Title	Account Symbol				Balances, Beginning of Fiscal Year	Appropriations and Other Obligational Authority <sup>1</sup>	Transfers Borrowings and Investment (Net) <sup>2</sup>	Outlays (Net)	Balances Withdrawn and Other Transactions <sup>3</sup>	Balances, End of Fiscal Year	
	Period of Availability	ATA	AID	MAIN							SUB
Green and Resilient Retrofit Program for Multifamily Housing, Housing Programs, Housing and Urban Development Fund Resources:											
Undisbursed Funds	2022-2029		086	0482	000	----- 60,000,000.00	-----	-----	-----	60,000,000.00	
	2022-2028					----- 880,000,000.00	-----	-----	-----	880,000,000.00	
	Subtotal		086	0482	000	- 0 - 940,000,000.00	-----	-----	-----	940,000,000.00	
<b>Public Enterprise Funds</b>											
Rental Housing Assistance Fund, Federal Housing Administration, Housing and Urban Development Fund Resources:											
Undisbursed Funds	No Year		086	4041	000	16,641,113.13	-----	-419,606.47	-----	17,060,719.60	
Flexible Subsidy Fund, Housing Programs, Housing and Urban Development Fund Resources:											
Undisbursed Funds	No Year		086	4044	000	615,748,177.06	-----	-21,954,392.68	-----	637,702,569.74	
College Housing Loans, Housing and Urban Development Fund Resources:											
Undisbursed Funds	No Year		086	4058	000	19,430,580.83	-----	-----	-----	19,430,580.83	
Federal Housing Administration Fund, Housing and Urban Development Fund Resources:											
Undisbursed Funds	No Year		086	4070	000	179,909,223.86	-----	-23,000,000.00	-2,447,499.22	159,356,723.08	
Nehemiah Housing Opportunity Fund, Housing and Urban Development Fund Resources:											
Undisbursed Funds	No Year		086	4071	000	274,500.00	-----	-206,000.00	<sup>10</sup> 206,000.00	274,500.00	
FHA-General and Special Risk Insurance Fund Liquidating Account, Housing and Urban Development Fund Resources:											
Undisbursed Funds	No Year		086	4072	000	230,894,494.06	25,000,000.00	-----	-195,524,780.30	<sup>10</sup> 169,965,324.65	281,453,949.71
Housing for the Elderly or Handicapped Fund, Housing and Urban Development Fund Resources:											
Undisbursed Funds	No Year		086	4115	000	138,970,146.51	-----	-----	-115,770,501.73	<sup>10</sup> 135,892,742.03	118,847,906.21
<b>Trust Fund Accounts</b>											
Manufactured Housing Fees Trust Fund, Housing Programs, Housing and Urban Development Fund Resources:											
Undisbursed Funds	No Year		086	8119	000	21,069,072.92	14,000,000.00	-----	10,541,208.89	-----	24,527,864.03
Total, Housing Programs						100,019,136,607.43	17,181,558,149.97	-367,740.00	-12,569,113,592.38	339,266,325.16	129,430,174,284.62
<b>Government National Mortgage Association</b>											
<b>General Fund Accounts</b>											
Guarantees of Mortgage-Backed Securities Loan Guarantee, Program											

Footnotes at End of Chapter

## Appropriations, Outlays, and Balances - Continued

Appropriation or Fund Account  Title	Account Symbol				Balances, Beginning of Fiscal Year	Appropriations and Other Obligational Authority <sup>1</sup>	Transfers Borrowings and Investment (Net) <sup>2</sup>	Outlays (Net)	Balances Withdrawn and Other Transactions <sup>3</sup>	Balances, End of Fiscal Year	
	Period of Availability	ATA	AID	MAIN							SUB
Account, Government National Mortgage Association, Housing and Urban Development Fund Resources:											
Undisbursed Funds	2022-2023		086	0186	000	-----	-----	-4,710,147.30	-----	4,710,147.30	
	2021-2022					7,381,385.23	-----	7,263,029.32	-----	118,355.91	
	2020-2021					3,714.15	-----	-----	-----	3,714.15	
	2019-2020					106,867.06	-----	-----	-----	106,867.06	
	2018					547,468.06	-----	-----	-----	547,468.06	
	2017					254,534.70	-----	-----	254,534.70	-----	
	No Year					2,272,042,852.42	-----	500,000,000.00	-----	2,615,223,547.31	
	Subtotal		086	0186	000	2,280,336,821.62	-----	500,000,000.00	254,534.70	2,620,710,099.79	
Guarantees of Mortgage-Backed Securities Capital Reserve Account, Government National Mortgage Association, Housing and Urban Development Fund Resources:											
Undisbursed Funds	No Year		086	0238	000	50,041.45	-----	-1,199,081,481.82	-----	2,618,037,648.34	
Investments in US Treasury Securities						14,170,608,000.00	-----	4,199,264,000.00	-----	18,369,872,000.00	
	Subtotal		086	0238	000	14,170,658,041.45	-----	3,000,182,518.18	-----	20,987,909,648.34	
Guarantees of Mortgage-Backed Securities Pass-Through Assistance Fund Resources:											
Undisbursed Funds	No Year		086	0480	000	3,000,120,926.33	-----	-3,000,120,926.33	-----	-----	
<b>Public Enterprise Funds</b>											
Guarantees of Mortgage-Backed Securities Fund, Government National Mortgage Association, Housing and Urban Development Fund Resources:											
Undisbursed Funds	No Year		086	4238	000	51,771.63	-----	-1,043,591.85	-----	51,302.89	
Investments in US Treasury Securities						123,057,000.00	-----	982,000.00	-----	124,039,000.00	
	Subtotal		086	4238	000	123,108,771.63	-----	-61,591.85	-----	124,090,302.89	
Total, Government National Mortgage Association						19,574,224,561.03	-----	500,000,000.00	-3,658,740,024.69	254,534.70	23,732,710,051.02
<b>Policy Development and Research</b>											
<b>General Fund Accounts</b>											
Research and Technology, Policy Development and Research, Housing and Urban Development Fund Resources:											
Undisbursed Funds	2022-2024		086	0108	000	-----	20,000,000.00	-----	27,062.55	-----	19,972,937.45
	2022-2023					-----	125,400,000.00	-----	1,293,562.06	-----	124,106,437.94
	2021-2022					73,616,821.66	-----	-----	13,123,185.51	-----	60,493,636.15
	2020-2021					51,682,104.96	-----	-----	13,353,160.80	-----	38,328,944.16
	2019-2020					34,169,862.24	-----	-----	12,234,373.03	-----	21,935,489.21
	2018-2019					19,516,053.22	-----	-----	7,048,309.35	-----	12,467,743.87
	2017-2018					8,129,163.63	-----	-----	2,124,726.39	-----	6,004,437.24
	2016-2017					4,592,199.06	-----	-----	2,678,541.84	1,913,657.22	-----

Footnotes at End of Chapter

Appropriations, Outlays, and Balances - Continued

Appropriation or Fund Account  Title	Account Symbol				Balances, Beginning of Fiscal Year	Appropriations and Other Obligational Authority <sup>1</sup>	Transfers Borrowings and Investment (Net) <sup>2</sup>	Outlays (Net)	Balances Withdrawn and Other Transactions <sup>3</sup>	Balances, End of Fiscal Year	
	Period of Availability	ATA	AID	MAIN							SUB
	No Year				775,881.35	-----	-----	243,894.88	-----	531,986.47	
	Subtotal		086	0108	000	192,482,086.12	145,400,000.00	52,126,816.41	1,913,657.22	283,841,612.49	
Total, Policy Development and Research						192,482,086.12	145,400,000.00	52,126,816.41	1,913,657.22	283,841,612.49	
<b>Fair Housing and Equal Opportunity</b>											
<b>General Fund Accounts</b>											
Fair Housing Activities, Fair Housing and Equal Opportunity, Housing and Urban Development Fund Resources:											
Undisbursed Funds	2022-2023		086	0144	000	-----	85,000,000.00	-----	2,945,333.00	-----	82,054,667.00
	2021-2023					19,400,000.00	-----	-----	2,330,967.38	-----	17,069,032.62
	2021-2022					68,798,998.13	-----	-----	19,235,626.10	-----	49,563,372.03
	2020-2021					46,693,592.35	-----	-----	35,282,321.71	-----	11,411,270.64
	2019-2020					6,572,352.64	-----	-----	4,286,306.41	-----	2,286,046.23
	2018-2019					1,809,740.49	-----	-----	638,486.67	-----	1,171,253.82
	2017-2018					3,650,968.26	-----	-----	54,134.00	-----	3,596,834.26
	2016-2017					1,839,134.85	-----	-----	83,854.48	1,755,280.37	-----
	Subtotal		086	0144	000	148,764,786.72	85,000,000.00	-----	64,857,029.75	1,755,280.37	167,152,476.60
Total, Fair Housing and Equal Opportunity						148,764,786.72	85,000,000.00	-----	64,857,029.75	1,755,280.37	167,152,476.60
<b>Office of Lead Hazard Control and Healthy Homes</b>											
<b>General Fund Accounts</b>											
Lead Hazard Reduction, Office of Lead Hazard Control and Healthy Homes, Housing and Urban Development Fund Resources:											
Undisbursed Funds	2022-2024		086	0174	000	-----	415,000,000.00	-----	-----	-----	415,000,000.00
	2021-2023					360,000,000.00	-----	-----	2,277,861.44	-----	357,722,138.56
	2020-2022					285,137,711.88	-----	-----	26,289,437.05	-----	258,848,274.83
	2019-2020					247,771,766.97	-----	-----	35,691,502.97	-----	212,080,264.00
	2018-2019					175,828,581.85	-----	-----	35,817,888.72	-----	140,010,693.13
	2017-2018					49,122,941.26	-----	-----	14,769,471.46	-----	34,353,469.80
	2016-2017					12,528,006.62	-----	-----	151,631.72	12,376,374.90	-----
	No Year					346,363.15	-----	-----	-----	-----	346,363.15
	Subtotal		086	0174	000	1,130,735,371.73	415,000,000.00	-----	114,997,793.36	12,376,374.90	1,418,361,203.47
Total, Office of Lead Hazard Control and Healthy Homes						1,130,735,371.73	415,000,000.00	-----	114,997,793.36	12,376,374.90	1,418,361,203.47
<b>Management and Administration</b>											
<b>General Fund Accounts</b>											
Salaries and Expenses, Management and Administration, Housing and											

Footnotes at End of Chapter



## Appropriations, Outlays, and Balances - Continued

Appropriation or Fund Account  Title	Account Symbol				Balances, Beginning of Fiscal Year	Appropriations and Other Obligational Authority <sup>1</sup>	Transfers Borrowings and Investment (Net) <sup>2</sup>	Outlays (Net)	Balances Withdrawn and Other Transactions <sup>3</sup>	Balances, End of Fiscal Year	
	Period of Availability	ATA	AID	MAIN							SUB
Urban Development Fund Resources: Undisbursed Funds	No Year		086	0143	000	2,501,447.11	-----	112,450.04	-----	2,388,997.07	
Office of Inspector General, Management and Administration, Housing and Urban Development Fund Resources: Undisbursed Funds	2022		086	0189	000	-----	140,000,000.00	-----	116,336,523.73	-----	23,663,476.27
	2021					24,277,867.99	-----	19,386,879.50	-----	4,890,988.49	
	2020-2021					6,107,233.35	-----	2,652,122.27	-----	3,455,111.08	
	2020					2,222,866.46	-----	1,160,716.48	-----	1,062,149.98	
	2019					951,304.22	-----	-998.95	-----	952,303.17	
	2018					1,046,233.23	-----	787,150.37	-----	259,082.86	
	2017					600,852.85	-----	-535,527.08	1,136,379.93	-----	
	2013-2017					55,151.38	-----	-----	55,151.38	-----	
	No Year					9,769,243.31	-----	4,566,256.05	-----	5,202,987.26	
	Subtotal		086	0189	000	45,030,752.79	140,000,000.00	-----	144,353,122.37	1,191,531.31	39,486,099.11
Executive Offices, Management and Administration, Housing and Urban Development Fund Resources: Undisbursed Funds	2022-2023		086	0332	000	-----	15,200,000.00	-----	11,711,799.56	-----	3,488,200.44
	2021-2022					8,597,574.88	-4,000,000.00	-----	3,773,548.97	-----	824,025.91
	2020-2021					612,343.26	-----	-----	356,921.46	-----	255,421.80
	2019-2020					405,578.32	-----	-----	18,598.55	-----	386,979.77
	2018					1,884,404.97	-----	-----	-247.07	-----	1,884,652.04
	2017					792,888.82	-----	-----	-----	792,888.82	-----
	Subtotal		086	0332	000	12,292,790.25	11,200,000.00	-----	15,860,621.47	792,888.82	6,839,279.96
Housing, Program Office Salaries and Expenses, Housing and Urban Development Fund Resources: Undisbursed Funds	2019-2020		086	0334	000	999,203.98	-----	-----	-19,649.10	-----	1,018,853.08
	2018-2019					97,947.69	-----	-----	-----	-----	97,947.69
	2018					4,845,288.41	-----	-----	-277.78	-----	4,845,566.19
	2017					3,144,207.16	-----	-----	-4,316.47	3,148,523.63	-----
	Subtotal		086	0334	000	9,086,647.24	-----	-----	-24,243.35	3,148,523.63	5,962,366.96
Administrative Support Offices, Management and Administration, Housing and Urban Development Fund Resources: Undisbursed Funds	2022-2030		086	0335	000	-----	60,000,000.00	-----	-----	-----	60,000,000.00
	2022-2023					-----	617,500,000.00	-----	459,746,328.32	-----	157,753,671.68
	2021-2022					139,494,038.66	-25,000,000.00	-----	83,043,853.05	-----	31,450,185.61
	2020-2021					57,804,053.21	-----	-----	30,629,205.21	-----	27,174,848.00
	2019-2021					1,289,873.19	-----	-----	1,068,357.45	-----	221,515.74

Footnotes at End of Chapter

Appropriations, Outlays, and Balances - Continued

Appropriation or Fund Account  Title	Account Symbol				Balances, Beginning of Fiscal Year	Appropriations and Other Obligational Authority <sup>1</sup>	Transfers Borrowings and Investment (Net) <sup>2</sup>	Outlays (Net)	Balances Withdrawn and Other Transactions <sup>3</sup>	Balances, End of Fiscal Year
	Period of Availability	ATA	AID	MAIN						
	2019-2020				20,151,209.25	-----	-----	4,947,487.56	-----	15,203,721.69
	2018-2019				2,880,003.71	-----	-----	2,320,274.85	-----	559,728.86
	2018				24,371,853.73	-----	-----	564,958.77	-----	23,806,894.96
	2017				20,706,879.03	-----	-----	5,716,683.49	14,990,195.54	-----
	2016-2017				523,627.77	-----	-----	-----	523,627.77	-----
	Subtotal	086	0335	000	267,221,538.55	652,500,000.00	-----	588,037,148.70	15,513,823.31	316,170,566.54
Public and Indian Housing, Program Office Salaries and Expenses, Housing and Urban Development Fund Resources:										
Undisbursed Funds	2019-2024	086	0337	000	497,463.75	-----	-----	121,606.00	-----	375,857.75
	2018-2023				438,000.33	-----	-----	426,761.00	-----	11,239.33
	2019-2020				589,133.02	-----	-----	49,134.77	-----	539,998.25
	2018-2019				159,848.04	-----	-----	-----	-----	159,848.04
	2018				1,418,475.20	-----	-----	2,540.09	-----	1,415,935.11
	2017				1,750,215.63	-----	-----	-648.30	1,750,863.93	-----
	Subtotal	086	0337	000	4,853,135.97	-----	-----	599,393.56	1,750,863.93	2,502,878.48
Community Planning and Development, Program Office Salaries and Expenses, Housing and Urban Development Fund Resources:										
Undisbursed Funds	2019-2020	086	0338	000	849,479.85	-----	-----	356,622.25	-----	492,857.60
	2018				569,931.43	-----	-----	2,652.94	-----	567,278.49
	2017				1,172,405.49	-----	-----	48.25	1,172,357.24	-----
	2013-2017				16,009.45	-----	-----	-----	16,009.45	-----
	No Year				23,982,130.55	5,500,000.00	-----	2,280,188.62	-----	27,201,941.93
	Subtotal	086	0338	000	26,589,956.77	5,500,000.00	-----	2,639,512.06	1,188,366.69	28,262,078.02
Policy Development and Research, Program Office Salaries and Expenses, Housing and Urban Development Fund Resources:										
Undisbursed Funds	2019-2020	086	0339	000	137,186.45	-----	-----	-520.53	-----	137,706.98
	2018-2019				915,080.63	-----	-----	-----	-----	915,080.63
	2018				406,237.90	-----	-----	-----	-----	406,237.90
	2017				482,806.06	-----	-----	-----	482,806.06	-----
	Subtotal	086	0339	000	1,941,311.04	-----	-----	-520.53	482,806.06	1,459,025.51
Fair Housing and Equal Opportunity, Program Office Salaries and Expenses, Housing and Urban Development Fund Resources:										
Undisbursed Funds	2019-2020	086	0340	000	847,781.04	-----	-----	65,019.72	-----	782,761.32
	2018				206,804.55	-----	-----	-22,435.00	-----	229,239.55
	2017				1,080,700.60	-----	-----	8,861.76	1,071,838.84	-----
	Subtotal	086	0340	000	2,135,286.19	-----	-----	51,446.48	1,071,838.84	1,012,000.87

Footnotes at End of Chapter

## Appropriations, Outlays, and Balances - Continued

Appropriation or Fund Account  Title	Account Symbol				Balances, Beginning of Fiscal Year	Appropriations and Other Obligational Authority <sup>1</sup>	Transfers Borrowings and Investment (Net) <sup>2</sup>	Outlays (Net)	Balances Withdrawn and Other Transactions <sup>3</sup>	Balances, End of Fiscal Year
	Period of Availability	ATA	AID	MAIN						
Office of Healthy Homes and Lead Hazard Control, Program Office Salaries and Expenses, Housing and Urban Development Fund Resources:										
Undisbursed Funds	2019-2020		086	0341	000	94,905.66	-----	26.80	-----	94,878.86
	2018					99,266.26	-----	-----	-----	99,266.26
	2017					308,887.30	-----	-----	308,887.30	-----
	Subtotal		086	0341	000	503,059.22	-----	26.80	308,887.30	194,145.12
Transformation Initiative, Management and Administration, Housing and Urban Development Fund Resources:										
Undisbursed Funds	No Year		086	0402	000	355,089.90	-----	-----	-----	355,089.90
Program Offices, Management and Administration, Housing and Urban Development Fund Resources:										
Undisbursed Funds	2021-2030		086	0479	000	20,000,000.00	-----	5,532,386.74	-----	14,467,613.26
	2021-2029					50,000,000.00	-----	2,002,379.28	-----	47,997,620.72
	2021-2025					5,000,000.00	-----	896,473.19	-----	4,103,526.81
	2020-2025					592,924.26	-----	489,864.25	-----	103,060.01
	2022-2023					-----	955,000,000.00	818,050,764.38	-----	136,949,235.62
	2021-2023					600,000.00	-----	249,344.01	-----	350,655.99
	2021-2022					124,317,492.27	-----	112,415,714.99	-----	11,901,777.28
	2020-2021					18,438,965.60	-----	7,575,612.79	-----	10,863,352.81
	Subtotal		086	0479	000	218,949,382.13	955,000,000.00	947,212,539.63	-----	226,736,842.50
<b>Intragovernmental Funds</b>										
Information Technology Fund, Management and Administration, Housing and Urban Development Fund Resources:										
Undisbursed Funds	2022-2024		086	4586	000	-----	323,200,000.00	123,577,318.21	-----	199,622,681.79
	2021-2024					38,691,147.11	-----	11,112,868.79	-----	27,578,278.32
	2021-2022					148,128,685.11	-----	106,081,474.38	-----	42,047,210.73
	2020-2022					18,000,000.00	-----	10,019,073.73	-----	7,980,926.27
	2020-2021					49,447,243.49	-----	36,787,123.01	-----	12,660,120.48
	2019-2021					65,460.05	-----	61,698.57	-----	3,761.48
	2019-2020					15,035,203.47	-----	5,011,171.96	-----	10,024,031.51
	2018-2020					618.82	-----	-----	-----	618.82
	2018-2019					31,611,664.61	-----	19,074,811.99	-----	12,536,852.62
	2017-2019					1,614,733.15	-----	-----	-----	1,614,733.15
	2017-2018					3,574,604.36	-----	524.96	-----	3,574,079.40
	2016-2017					9,403,141.47	-----	-----	9,403,141.47	-----
	No Year					7,752,667.64	-----	-----	-----	7,752,667.64

Footnotes at End of Chapter

Appropriations, Outlays, and Balances - Continued

Appropriation or Fund Account  Title	Account Symbol				Balances, Beginning of Fiscal Year	Appropriations and Other Obligational Authority <sup>1</sup>	Transfers Borrowings and Investment (Net) <sup>2</sup>	Outlays (Net)	Balances Withdrawn and Other Transactions <sup>3</sup>	Balances, End of Fiscal Year
	Period of Availability	ATA	AID	MAIN SUB						
Subtotal		086	4586	000	323,325,169.28	323,200,000.00	-----	311,726,065.60	9,403,141.47	325,395,962.21
Working Capital Fund, Management and Administration, Housing and Urban Development Fund Resources: Undisbursed Funds	No Year	086	4598	000	12,005,092.00	-----	-----	-1,313,149.32	-----	13,318,241.32
<b>Trust Fund Accounts</b>										
Gifts and Bequests, Housing and Urban Development Fund Resources: Undisbursed Funds	No Year	086	8093	000	0.14	-----	-----	-----	-----	0.14
Total, Management and Administration					926,790,658.58	2,087,400,000.00	-----	2,009,254,413.51	34,852,671.36	970,083,573.71
<b>Deductions for Offsetting Receipts</b>										
Proprietary Receipts from the Public					-----	-5,038,521,125.02	-----	-5,116,782,037.37	-----	-----
Intrabudgetary Receipts Deducted by Agency					-----	-4,585,716.05	-----	-4,585,716.05	-----	-----
Offsetting Governmental Receipts					-----	-18,228,000.00	-----	-18,228,000.00	-----	-----
Total, Offsetting Receipts					-----	-5,061,334,841.07	-----	-5,139,595,753.42	-----	-----
Total, Department of Housing and Urban Development					221,573,234,881.38	67,975,638,912.38	500,000,000.00	29,307,153,030.77	509,279,115.16	260,154,180,735.48
<b>Memorandum</b>										
<b>Financing Accounts</b>										
<b>Public Enterprise Funds</b>										
FHA-General and Special Risk Guaranteed Loan, Financing Account, Housing and Urban Development Fund Resources: Undisbursed Funds	No Year	086	4077	000	4,494,212,953.51	-----	1,989,400,000.00	2,811,508,314.68	-----	3,672,104,638.83
Authority to Borrow from the Treasury					-----	2,654,000,000.00	-2,654,000,000.00	-----	-----	-----
Subtotal		086	4077	000	4,494,212,953.51	2,654,000,000.00	-664,600,000.00	2,811,508,314.68	-----	3,672,104,638.83
Community Development Guaranteed Loans, Financing Account, Housing and Urban Development Fund Resources: Undisbursed Funds	No Year	086	4096	000	7,319,566.12	-----	207,108.00	2,870,706.14	-----	4,655,967.98
Authority to Borrow from the Treasury					-----	457,108.00	-457,108.00	-----	-----	-----
Subtotal		086	4096	000	7,319,566.12	457,108.00	-250,000.00	2,870,706.14	-----	4,655,967.98
Indian Housing Guaranteed Loans, Financing Account, Housing and Urban Development Fund Resources: Undisbursed Funds	No Year	086	4104	000	141,010,045.98	-----	47,000.00	50,229,651.30	-----	90,827,394.68
Authority to Borrow from the Treasury					-----	47,000.00	-47,000.00	-----	-----	-----
Subtotal		086	4104	000	141,010,045.98	47,000.00	-----	50,229,651.30	-----	90,827,394.68
FHA-General and Special, Direct Loan, Financing Account, Housing and										

Footnotes at End of Chapter

## Appropriations, Outlays, and Balances - Continued

Appropriation or Fund Account  Title	Account Symbol				Balances, Beginning of Fiscal Year	Appropriations and Other Obligational Authority <sup>1</sup>	Transfers Borrowings and Investment (Net) <sup>2</sup>	Outlays (Net)	Balances Withdrawn and Other Transactions <sup>3</sup>	Balances, End of Fiscal Year	
	Period of Availability	ATA	AID	MAIN							SUB
Urban Development Fund Resources:											
Undisbursed Funds	No Year		086	4105	000	221,622,708.09	-----	<sup>11,12</sup> 150,655,737.07	263,315,675.58	-----	108,962,769.58
Authority to Borrow from the Treasury						270,023,372.93	4,800,000,000.00	-204,233,000.00	-----	172,370,372.93	4,693,420,000.00
Subtotal			086	4105	000	491,646,081.02	4,800,000,000.00	-53,577,262.93	263,315,675.58	172,370,372.93	4,802,382,769.58
FHA-Loan Guarantee Recovery Fund Financing Account, Housing and Urban Development Fund Resources:											
Undisbursed Funds	No Year		086	4106	000	8,065,638.76	-----	-----	-650,897.05	-----	8,716,535.81
Guarantees of Mortgage-Backed Securities, Financing Account, Housing and Urban Development Fund Resources:											
Undisbursed Funds	No Year		086	4240	000	7,746,089,679.66	-----	-500,000,000.00	1,903,957,735.64	-----	5,342,131,944.02
Mutual Mortgage Insurance, Direct Loan, Financing Loan, Housing and Urban Development Fund Resources:											
Undisbursed Funds	No Year		086	4242	000	37,797.01	-----	-----	264.84	-----	37,532.17
Title VI Indian Federal Guarantees, Financing Account, Housing and Urban Development Fund Resources:											
Undisbursed Funds	No Year		086	4244	000	402,824.56	-----	149,000.00	-1,650,127.77	-----	2,201,952.33
Authority to Borrow from the Treasury						-----	149,000.00	-149,000.00	-----	-----	-----
Subtotal			086	4244	000	402,824.56	149,000.00	-----	-1,650,127.77	-----	2,201,952.33
Native Hawaiian Housing Loan Guarantee Fund, Financing Account, Housing and Urban Development Fund Resources:											
Undisbursed Funds	No Year		086	4351	000	1,428,179.15	-----	2,486,200.00	1,467,787.38	-----	2,446,591.77
Authority to Borrow from the Treasury						-----	2,706,200.00	-2,486,200.00	-----	220,000.00	-----
Subtotal			086	4351	000	1,428,179.15	2,706,200.00	-----	1,467,787.38	220,000.00	2,446,591.77
Home Ownership Preservation Entity Fund Financing Account, Housing and Urban Development Fund Resources:											
Undisbursed Funds	No Year		086	4353	000	4,347,564.01	-----	872,500.00	398,484.88	-----	4,821,579.13
Authority to Borrow from the Treasury						-----	872,544.00	-872,500.00	-----	44.00	-----
Subtotal			086	4353	000	4,347,564.01	872,544.00	-----	398,484.88	44.00	4,821,579.13
Emergency Homeowner's Relief Financing Account, Housing Programs, Housing and Urban Development Fund Resources:											
Undisbursed Funds	No Year		086	4357	000	408,830.41	-----	-----	-878,986.07	-----	1,287,816.48
<b>Intragovernmental Funds</b>											
Mutual Mortgage Insurance/Cooperative Management Insurance, Financing Account, Housing and Urban Development Fund Resources:											
Undisbursed Funds	No Year		086	4587	000	* 7,861,203,911.34	-----	25,238,000,000.00	23,064,353,155.48	-----	10,034,850,755.86
Authority to Borrow from the Treasury						-----	35,000,000,000.00	-32,188,000,000.00	-----	2,812,000,000.00	-----

Footnotes at End of Chapter

Appropriations, Outlays, and Balances - Continued

Appropriation or Fund Account  Title	Account Symbol				Balances, Beginning of Fiscal Year	Appropriations and Other Obligational Authority <sup>1</sup>	Transfers Borrowings and Investment (Net) <sup>2</sup>	Outlays (Net)	Balances Withdrawn and Other Transactions <sup>3</sup>	Balances, End of Fiscal Year	
	Period of Availability	ATA	AID	MAIN							SUB
Green Retrofit Program for Multifamily Housing Financing Account - Recovery Act, Housing Programs, Housing and Urban Development Fund Resources:	Subtotal		086	4587	000	7,861,203,911.34	35,000,000,000.00	-6,950,000,000.00	23,064,353,155.48	2,812,000,000.00	10,034,850,755.86
Undisbursed Funds	No Year		086	4589	000	359,419.69	-----	-1,000,000.00	-3,118,271.73	-----	2,477,691.42
Total, Financing Accounts						20,756,532,491.22	42,458,231,852.00	-8,169,427,262.93	28,091,803,493.30	2,984,590,416.93	23,968,943,170.06

Footnotes at End of Chapter

## Appropriations, Outlays, and Balances - Continued

### Footnotes

- 1 The amounts in this column, unless otherwise footnoted, represent appropriations, increases and rescissions in borrowing authority or new contract authority. Appropriation accounts with appropriation transfer activity are presented in Table 1 (Appropriations and Appropriation Transfers) at the end of this chapter.
- 2 The amounts in this column, unless otherwise footnoted, represent transfers - other than appropriation transfers, borrowings (gross), investments (net), unrealized discounts or funds held outside the Treasury.
- 3 The amounts in this column, unless otherwise footnoted, represent obligated balances canceled for fiscal year 2017 pursuant to 31 U.S.C. 1553 and adjustments to borrowing and contract authority.
- 4 Pursuant to Public Law # 117-103, 136 Stat. 763 Sec. 234, the balance for this account has been extended beyond the normal period of availability to liquidate obligations.
- 5 Pursuant to Public Law # 117-103, 136 Stat. 776 Sec. 432(a), the balance for this account has been extended beyond the normal period of availability to liquidate obligations.
- 6 The opening balance(s) of the following account(s) have been adjusted during the current fiscal year and do not agree with last year's closing balance(s):

<u>Account Symbol: (ATA, AID, POA, MAIN, SUB)</u>	<u>Adjustment</u>
086           X 0236 000 - Undi sbursed Funds	-\$3,303,318,593.60
086           X 4104 000 - Authority to Borrow from the Treasury	-\$12,200,000.00
086           X 4587 000 - Undi sbursed Funds	\$3,303,318,593.60

- 7 Pursuant to Public Law # 42 U.S.C. 8013 Note, the balance for this account has been extended beyond the normal period of availability to liquidate obligations.
- 8 Pursuant to Public Law # 112-10, 125 Stat. 197 Sec. 2256, the balance for this account has been extended beyond the normal period of availability to liquidate obligations.
- 9 Pursuant to Public Law # 111-117, 123 Stat. 3088; 112-10, the balance for this account has been extended beyond the normal period of availability to liquidate obligations.
- 10 Represents capital transfer to miscellaneous receipts.
- 11 Includes \$85,655,737.07 which represents net borrowing from the Federal Financing Bank in lieu of issuance of agency debt.
- 12 Includes \$65,000,000.00 which represents net borrowing from the U.S. Treasury.

Footnotes

Table 1 - Appropriations and Appropriation Transfers - Department of Housing and Urban Development

AID	ATA	Period of Availability	MAIN	Net Appropriations and Appropriation Transfers	Appropriation Amount	Net Appropriation Transfers	AID Involved	ATA Involved	Period of Availability Involved	MAIN Involved	Amount From or To (-)
086		X	0162	4,994,500,000.00	5,000,000,000.00	-5,500,000.00	086		X	0338	-5,500,000.00
086		2225	0302	56,372,593.00	0.00	56,372,593.00	086		2225	0320	2,781,084.00
							086		2225	0481	53,591,509.00
086		2225	0303	38,616,254.00	0.00	38,616,254.00	086		2225	0320	4,519,018.00
							086		2225	0481	34,097,236.00
086		2223	0308	405,000,000.00	450,000,000.00	-45,000,000.00	086		2224	0308	-45,000,000.00
086		2224	0308	45,000,000.00	0.00	45,000,000.00	086		2223	0308	45,000,000.00
086		2225	0320	1,025,699,898.00	1,033,000,000.00	-7,300,102.00	086		2225	0302	-2,781,084.00
							086		2225	0303	-4,519,018.00
086		2223	0335	617,500,000.00	607,000,000.00	10,500,000.00	086		2223	0479	10,500,000.00
086		X	0338	5,500,000.00	0.00	5,500,000.00	086		X	0162	5,500,000.00
086		2223	0479	955,000,000.00	965,500,000.00	-10,500,000.00	086		2223	0335	-10,500,000.00
086		2225	0481	8,363,811,255.00	8,451,500,000.00	-87,688,745.00	086		2225	0302	-53,591,509.00
							086		2225	0303	-34,097,236.00
Total				16,507,000,000.00	16,507,000,000.00	-----					-----



**This Page Left Blank Intentionally**

---

Appropriations, Outlays, and Balances - Continued

Appropriation or Fund Account  Title	Account Symbol				Balances, Beginning of Fiscal Year	Appropriations and Other Obligational Authority <sup>1</sup>	Transfers Borrowings and Investment (Net) <sup>2</sup>	Outlays (Net)	Balances Withdrawn and Other Transactions <sup>3</sup>	Balances, End of Fiscal Year	
	Period of Availability	ATA	AID	MAIN							SUB
<b>Department of the Interior</b>											
<b>Trust Fund Accounts</b>											
Donations, National Park Service Fund Resources:											
Undisbursed Funds	No Year		014	8037	000	131,410,716.34	96,931,216.47	-----	47,116,500.61	-----	181,225,432.20
<b>Bureau of Trust Fund Administration</b>											
<b>Special Fund Accounts</b>											
Tribal Special Fund, Bureau of Trust Funds Administration, Interior Fund Resources:											
Undisbursed Funds	No Year		014	5265	000	0.02	48,833,761.18	-2,360,111.14	46,473,650.04	-----	0.02
Unrealized Discount on Investments						-----	-----	-228,124.99	-----	-----	-228,124.99
Investments in US Treasury Securities						79,484,324.55	-----	2,588,236.13	-----	-----	82,072,560.68
Subtotal			014	5265	000	79,484,324.57	48,833,761.18	-----	46,473,650.04	-----	81,844,435.71
Trust Land Consolidation Fund, Departmental Offices, Interior Fund Resources:											
Undisbursed Funds	2013-2023		014	5670	000	90,899,622.75	-----	-----	86,566,293.55	-----	4,333,329.20
<b>Trust Fund Accounts</b>											
Tribal Trust Fund, Bureau of Trust Funds Administration, Interior Fund Resources:											
Undisbursed Funds	No Year		014	8030	000	0.03	1,615,296,777.18	-557,060,311.26	1,058,236,436.05	-----	29.90
Unrealized Discount on Investments						-14,531.25	-----	-5,951,470.79	-----	-----	-5,966,002.04
Investments in US Treasury Securities						96,013,908.25	-----	563,011,782.05	-----	-----	659,025,690.30
Subtotal			014	8030	000	95,999,377.03	1,615,296,777.18	-----	1,058,236,436.05	-----	653,059,718.16
Total, Bureau of Trust Fund Administration						266,383,324.35	1,664,130,538.36	-----	1,191,276,379.64	-----	739,237,483.07
<b>Bureau of Indian Education</b>											
<b>General Fund Accounts</b>											
Education Construction, Bureau of Indian Affairs and Bureau of Indian Education, Interior Fund Resources:											
Undisbursed Funds	No Year		014	2105	000	477,777,110.28	264,330,000.00	-----	56,341,755.77	-----	685,765,354.51
Operation of Indian Education Programs, Bureau of Indian Education, Interior Fund Resources:											
Undisbursed Funds	2022-2027		014	2106	000	-----	-----	-----	-3,467,684.51	-----	3,467,684.51
	2022-2024					-----	-----	-----	-16,208,330.75	-----	16,208,330.75
	2022-2023					-----	967,321,374.00	-----	515,065,934.86	-----	452,255,439.14
	2021-2023					18,052,865.00	-----	-----	-36,293,047.05	-----	54,345,912.05
	2021-2022					538,204,263.29	-----	-1,179,626.00	457,377,012.98	-----	79,647,624.31
	2020-2022					48,941,604.53	-----	-----	36,390,292.42	-----	12,551,312.11

Footnotes at End of Chapter

## Appropriations, Outlays, and Balances - Continued

Appropriation or Fund Account  Title	Account Symbol				Balances, Beginning of Fiscal Year	Appropriations and Other Obligational Authority <sup>1</sup>	Transfers Borrowings and Investment (Net) <sup>2</sup>	Outlays (Net)	Balances Withdrawn and Other Transactions <sup>3</sup>	Balances, End of Fiscal Year
	Period of Availability	ATA	AID	MAIN						
	2020-2021				49,753,052.09	-----	-----	35,796,151.32	-----	13,956,900.77
	No Year				316,091,184.92	-----	-----	41,004,391.68	-----	275,086,793.24
	Subtotal		014	2106	971,042,969.83	967,321,374.00	-1,179,626.00	1,029,664,720.95	-----	907,519,996.88
<b>Special Fund Accounts</b>										
Operation and Maintenance of Quarters, Bureau of Indian Education, Interior										
Fund Resources:										
Undisbursed Funds										
	No Year		014	5621	57,443.38	22,443.84	-----	4,965.73	-----	74,921.49
Total, Bureau of Indian Education					1,448,877,523.49	1,231,673,817.84	-1,179,626.00	1,086,011,442.45	-----	1,593,360,272.88
Total,					1,846,671,564.18	2,992,735,572.67	-1,179,626.00	2,324,404,322.70	-----	2,513,823,188.15
<b>Land and Minerals Management</b>										
<b>Bureau of Land Management</b>										
<b>General Fund Accounts</b>										
Management of Lands and Resources, Bureau of Land Management										
Fund Resources:										
Undisbursed Funds										
	2022-2023		014	1109	-----	1,063,662,000.00	-----	663,549,285.88	-----	400,112,714.12
	2021-2022				383,351,870.32	-----	-----	272,643,717.80	-----	110,708,152.52
	2020-2021				118,124,185.28	-----	-----	57,318,508.12	-----	60,805,677.16
	No Year				402,655,659.64	217,320,000.00	-----	287,462,321.80	-----	332,513,337.84
Transfer To:										
MLR RECO FWS										
	2022-2023	014	014	1109	-----	2,150,000.00	-----	29,640.71	-----	2,120,359.29
Subtotal					904,131,715.24	1,283,132,000.00	-----	1,281,003,474.31	-----	906,260,240.93
Construction, Bureau of Land Management										
Fund Resources:										
Undisbursed Funds										
	No Year		014	1110	10,346.31	-----	-----	-0.01	-----	10,346.32
Oregon and California Grant Lands, Bureau of Land Management										
Fund Resources:										
Undisbursed Funds										
	No Year		014	1116	51,914,387.94	117,283,000.00	-----	109,229,018.89	-----	59,968,369.05
Cook Inlet Region, Incorporated Property Account, Bureau of Land Management										
Fund Resources:										
Undisbursed Funds										
	No Year		014	1118	2,376,394.44	-----	-----	-----	-----	2,376,394.44
Abandoned Well Remediation Fund, Bureau of Land Management, Interior										
Fund Resources:										
Undisbursed Funds										
	No Year		014	2640	2,613,252.63	-----	-----	2,255,621.63	-----	357,631.00
<b>Special Fund Accounts</b>										
Payments to States from Grazing Receipts, Etc., Public Lands Outside										
Grazing Districts, Bureau of Land Management										
Fund Resources:										
Undisbursed Funds										
	No Year		014	5016	<sup>4</sup> 1.42	829,714.68	-----	829,714.70	-----	1.40

Footnotes at End of Chapter

Appropriations, Outlays, and Balances - Continued

Appropriation or Fund Account  Title	Account Symbol				Balances, Beginning of Fiscal Year	Appropriations and Other Obligational Authority <sup>1</sup>	Transfers Borrowings and Investment (Net) <sup>2</sup>	Outlays (Net)	Balances Withdrawn and Other Transactions <sup>3</sup>	Balances, End of Fiscal Year	
	Period of Availability	ATA	AID	MAIN							SUB
Service Charges, Deposits and Forfeitures, Bureau of Land Management Fund Resources: Undisbursed Funds	No Year		014	5017	000	72,556,742.28	44,422,506.75	-----	25,337,822.51	-----	91,641,426.52
Expenses, Road Maintenance Deposits, Bureau of Land Management Fund Resources: Undisbursed Funds	No Year		014	5018	000	7,170,628.31	4,793,403.04	-----	3,717,314.45	-----	8,246,716.90
Payments to States from Grazing Receipts, Etc., Public Lands within Grazing Districts, Bureau of Land Management Fund Resources: Undisbursed Funds	No Year		014	5032	000	\$ 1.07	1,228,707.26	-----	1,228,707.17	-----	1.16
Land Acquisition, Bureau of Land Management Fund Resources: Undisbursed Funds	No Year		014	5033	000	142,981,036.58	63,576,500.00	-----	45,191,922.69	-----	161,365,613.89
Payments to States from Grazing Receipts, Etc., Public Lands within Grazing Districts, Miscellaneous, Bureau of Land Management Fund Resources: Undisbursed Funds	No Year		014	5044	000	\$ 0.20	26,239.90	-----	26,239.90	-----	0.20
Operation and Maintenance of Quarters, Bureau of Land Management Fund Resources: Undisbursed Funds	No Year		014	5048	000	2,009,938.60	995,977.96	-----	739,123.03	-----	2,266,793.53
Payments to State and County from Clark County, Nevada Land Sales, Bureau of Land Management Fund Resources: Undisbursed Funds	No Year		014	5129	000	6,288,005.43	7,623,375.00	-----	7,188,843.00	-----	6,722,537.43
Range Improvements, Bureau of Land Management Fund Resources: Undisbursed Funds	No Year		014	5132	000	16,618,681.92	9,430,000.00	-----	7,181,071.61	-----	18,867,610.31
Payments to States (Proceeds of Sales), Bureau of Land Management Fund Resources: Undisbursed Funds	No Year		014	5133	000	<sup>7</sup> 292,383.43	1,741,159.55	-----	1,647,210.51	-----	386,332.47
Forest Ecosystems Health and Recovery, Bureau of Land Management Fund Resources: Undisbursed Funds	No Year		014	5165	000	30,351,694.76	40,753,743.52	-----	9,963,282.02	-----	61,142,156.26
Southern Nevada Public Land Management, Bureau of Land Management Fund Resources: Undisbursed Funds	No Year		014	5232	000	14,166,410.82	408,596,894.78	-383,703,862.75	28,994,318.41	-----	10,065,124.44
Transfer To:											
Forest Service, Agriculture	No Year	012	014	5232	011	12,789,029.15	-----	12,004,541.87	7,356,421.14	-----	17,437,149.88
Southern Nevada Public Land Management, Bureau of Reclamation, Interior	No Year	014	014	5232	006	4,572,913.78	-----	4,296,100.00	2,905,045.23	-----	5,963,968.55
National Park Service, Interior	No Year	014	014	5232	010	3,310,577.67	-----	5,081,936.11	2,750,501.05	-----	5,642,012.73
U.S. Fish and Wildlife Service, Interior	No Year	014	014	5232	016	3,299,668.44	-----	3,156,284.77	1,443,713.27	-----	5,012,239.94
Unrealized Discount on Investments			014	5232	000	-222,956.18	-----	-15,808,192.27	-----	-----	-16,031,148.45

Footnotes at End of Chapter

## Appropriations, Outlays, and Balances - Continued

Appropriation or Fund Account  Title	Account Symbol				Balances, Beginning of Fiscal Year	Appropriations and Other Obligational Authority <sup>1</sup>	Transfers Borrowings and Investment (Net) <sup>2</sup>	Outlays (Net)	Balances Withdrawn and Other Transactions <sup>3</sup>	Balances, End of Fiscal Year	
	Period of Availability	ATA	AID	MAIN							SUB
Investments in US Treasury Securities					1,060,312,956.18	-----	374,973,192.27	-----	-----	1,435,286,148.45	
Subtotal			014	5232	000	1,098,228,599.86	408,596,894.78	-----	43,449,999.10	-----	1,463,375,495.54
Timber Sales Pipeline Restoration Fund, Bureau of Land Management Fund Resources:											
Undisbursed Funds	No Year		014	5249	000	13,529,746.39	5,324,109.13	-----	2,218,915.15	-----	16,634,940.37
Federal Land Disposal Account, Bureau of Land Management Fund Resources:											
Undisbursed Funds	No Year		014	5260	000	14,621,110.72	4,106,682.24	-----	35,381.23	-----	18,692,411.73
Use of Receipts from Mineral Leasing Activities on Certain Naval Oil Shale Reserves, Bureau of Land Management Fund Resources:											
Undisbursed Funds	No Year		014	5294	000	3,121.68	-----	-----	-----	-----	3,121.68
White Pine County Special Account, Bureau of Land Management Fund Resources:											
Undisbursed Funds	No Year		014	5397	000	24,224.53	-----	-----	1,717.35	-----	22,507.18
Recreation Enhancement Fee Program, Bureau of Land Management Fund Resources:											
Undisbursed Funds	No Year		014	5413	000	40,462,791.55	31,114,785.86	-----	29,377,618.83	-----	42,199,958.58
Lincoln County Land Act, Bureau of Land Management Fund Resources:											
Undisbursed Funds	No Year		014	5469	000	1,364,011.67	153,782.57	305,000.00	1,072,123.21	-----	750,671.03
Unrealized Discount on Investments						-2,777.86	-----	-218,270.70	-----	-----	-221,048.56
Investments in US Treasury Securities						29,172,777.86	-----	-86,729.30	-----	-----	29,086,048.56
Subtotal			014	5469	000	30,534,011.67	153,782.57	0.00	1,072,123.21	-----	29,615,671.03
Title II Projects on Federal Lands, Bureau of Land Management Fund Resources:											
Undisbursed Funds	No Year		014	5485	000	9,609,593.26	2,631,785.41	-----	1,961,803.65	-----	10,279,575.02
Stewardship Contracting Product Sales, Bureau of Land Management Fund Resources:											
Undisbursed Funds	No Year		014	5506	000	951,880.35	-----	-----	91,996.15	-----	859,884.20
Washington County, Utah Land Acquisition Account, Bureau of Land Management, Interior Fund Resources:											
Undisbursed Funds	No Year		014	5554	000	2,040,992.21	-----	-----	813,283.00	-----	1,227,709.21
Owyhee Land Acquisition Account, Bureau of Land Management, Interior Fund Resources:											
Undisbursed Funds	No Year		014	5556	000	549,786.70	-----	-----	-----	-----	549,786.70
Carson City Special Account, Bureau of Land Management, Interior Fund Resources:											
Undisbursed Funds	No Year		014	5558	000	75,476.75	-----	-----	-----	-----	75,476.75

Footnotes at End of Chapter

Appropriations, Outlays, and Balances - Continued

Appropriation or Fund Account  Title	Account Symbol					Balances, Beginning of Fiscal Year	Appropriations and Other Obligational Authority <sup>1</sup>	Transfers Borrowings and Investment (Net) <sup>2</sup>	Outlays (Net)	Balances Withdrawn and Other Transactions <sup>3</sup>	Balances, End of Fiscal Year
	Period of Availability	ATA	AID	MAIN	SUB						
Silver Saddle Endowment Account, Bureau of Land Management, Interior Fund Resources: Undisbursed Funds	No Year		014	5559	000	361,429.54	-----	-----	1,931.68	-----	359,497.86
State Share, Carson City Land Sales, Bureau of Land Management, Interior Fund Resources: Undisbursed Funds	No Year		014	5561	000	201.15	-----	-----	-----	-----	201.15
Permit Processing Fund, Bureau of Land Management Fund Resources: Undisbursed Funds	No Year		014	5573	000	108,637,349.16	43,105,280.68	-480,000.00	29,057,038.59	-----	122,205,591.25
Transfer To:											
Forest Service, Department of Agriculture	No Year	012	014	5573	011	884,054.99	500,000.00	300,000.00	697,300.83	-----	986,754.16
U.S. Fish and Wildlife Service, Interior	No Year	014	014	5573	016	1,888,235.34	1,400,000.00	-----	1,716,991.27	-----	1,571,244.07
Environmental Protection Agency	No Year	068	014	5573	000	40,237.84	260,000.00	180,000.00	317,898.71	-----	162,339.13
Subtotal			014	5573	000	111,449,877.33	45,265,280.68	-----	31,789,229.40	-----	124,925,928.61
Geothermal Steam Implementation Fund Fund Resources: Undisbursed Funds	No Year		014	5575	000	32,372.40	-----	-----	-----	-----	32,372.40
Transfer To:											
Forest Service, Agriculture	No Year	012	014	5575	011	9,189.56	-----	-----	-----	-----	9,189.56
Subtotal			014	5575	000	41,561.96	-----	-----	-----	-----	41,561.96
Naval Petroleum Reserve Numbered 2 Lease Revenue Account Fund Resources: Undisbursed Funds	No Year		014	5576	000	475,917.25	5,066.00	-----	-----	-----	480,983.25
Ojito Land Acquisition, Interior Fund Resources: Undisbursed Funds	No Year		014	5612	000	382,000.00	-----	-----	-----	-----	382,000.00
Payments to Counties, Oregon and California Grant Lands, Bureau of Land Management Fund Resources: Undisbursed Funds	No Year		014	5884	000	4,504,876.17	28,173,325.45	-----	28,173,325.45	-----	4,504,876.17
Payments to Counties, National Grasslands, Bureau of Land Management Fund Resources: Undisbursed Funds	No Year		014	5896	000	<sup>9</sup> 170,097.74	403,834.95	-----	387,207.95	-----	186,724.74
Payments to Coos and Douglas Counties, Oregon, from Receipts, Coos Bay Wagon Road Grant Lands, Bureau of Land Management Fund Resources: Undisbursed Funds	No Year		014	5898	000	4,216,765.04	228,646.89	-----	228,646.89	-----	4,216,765.04
<b>Public Enterprise Funds</b>											
Helium Fund, Bureau of Land Management Fund Resources: Undisbursed Funds	No Year		014	4053	000	160,678,181.88	-----	-----	-41,559,535.69	<sup>9</sup> 100,000,000.00	102,237,717.57

Footnotes at End of Chapter

## Appropriations, Outlays, and Balances - Continued

Appropriation or Fund Account  Title	Account Symbol				Balances, Beginning of Fiscal Year	Appropriations and Other Obligational Authority <sup>1</sup>	Transfers Borrowings and Investment (Net) <sup>2</sup>	Outlays (Net)	Balances Withdrawn and Other Transactions <sup>3</sup>	Balances, End of Fiscal Year	
	Period of Availability	ATA	AID	MAIN							SUB
<b>Intragovernmental Funds</b>											
Working Capital Fund, Bureau of Land Management Fund Resources:											
Undisbursed Funds	No Year		014	4525	000	248,934,405.74	-----	225.00	-13,475,903.68	-----	262,410,534.42
Funds Held Outside the Treasury						40,151.00	-----	-225.00	-----	-----	39,926.00
Subtotal			014	4525	000	248,974,556.74	-----	-----	-13,475,903.68	-----	262,450,460.42
<b>Trust Fund Accounts</b>											
Land and Resources Management Trust Fund, Bureau of Land Management Fund Resources:											
Undisbursed Funds	No Year		014	8069	000	91,727,057.23	23,716,821.53	-----	21,780,271.04	-----	93,663,607.72
Total, Bureau of Land Management						3,072,929,068.26	2,125,557,343.15	-----	1,601,887,377.12	100,000,000.00	3,496,599,034.29
<b>Bureau of Ocean Energy Management</b>											
<b>General Fund Accounts</b>											
Ocean Energy Management, Bureau of Ocean Energy Management, Interior Fund Resources:											
Undisbursed Funds	2022-2023		014	1917	000	-----	163,748,000.00	-----	105,894,645.61	-----	57,853,354.39
	2021-2022					34,325,681.74	-----	-----	23,591,195.58	-----	10,734,486.16
	2020-2021					13,023,866.76	-----	-----	5,994,164.84	-----	7,029,701.92
	2019-2020					4,448,115.80	-----	-----	2,240,462.48	-----	2,207,653.32
	2018-2019					2,997,629.44	-----	-----	867,885.89	-----	2,129,743.55
	2017-2018					366,848.18	-----	-----	2,961.49	-----	363,886.69
	2016-2017					237,577.89	-----	-----	-----	237,577.89	-----
	No Year					115,907,499.45	703,235.71	-----	13,338,609.00	-----	103,272,126.16
Subtotal			014	1917	000	171,307,219.26	164,451,235.71	-----	151,929,924.89	237,577.89	183,590,952.19
Total, Bureau of Ocean Energy Management						171,307,219.26	164,451,235.71	-----	151,929,924.89	237,577.89	183,590,952.19
<b>Office of Surface Mining Reclamation and Enforcement</b>											
<b>General Fund Accounts</b>											
Regulation and Technology, Office of Surface Mining Reclamation and Enforcement Fund Resources:											
Undisbursed Funds	2022-2023		014	1801	000	-----	118,117,000.00	-----	48,466,175.21	-----	69,650,824.79
	2021-2022					68,952,708.28	-----	-----	59,328,409.87	-----	9,624,298.41
	2020-2021					5,779,227.67	-----	-----	3,955,951.57	-----	1,823,276.10
	2019-2020					5,425,311.80	-----	-----	940,595.79	-----	4,484,716.01
	2018-2019					6,007,008.12	-----	-----	51.17	-----	6,006,956.95
	2017-2018					3,425,664.91	-----	-----	-----	-----	3,425,664.91
	2016-2017					2,097,434.60	-----	-----	-----	2,097,434.60	-----
	No Year					1,220,236.26	40,000.00	-----	40,000.00	-----	1,220,236.26

Footnotes at End of Chapter

Appropriations, Outlays, and Balances - Continued

Appropriation or Fund Account  Title	Account Symbol				Balances, Beginning of Fiscal Year	Appropriations and Other Obligational Authority <sup>1</sup>	Transfers Borrowings and Investment (Net) <sup>2</sup>	Outlays (Net)	Balances Withdrawn and Other Transactions <sup>3</sup>	Balances, End of Fiscal Year	
	Period of Availability	ATA	AID	MAIN SUB							
Subtotal			014	1801	000	92,907,591.64	118,157,000.00	-----	112,731,183.61	2,097,434.60	96,235,973.43
Payments in Lieu of Coal Fee Receipts, Office of Surface Mining Reclamation and Enforcement Fund Resources:											
Undisbursed Funds	No Year		014	1803	000	357,408,002.32	35,302,654.00	-----	96,178,097.33	-----	296,532,558.99
Supplemental Payments to UMWA Health Plans, Office of Surface Mining Reclamation and Enforcement Fund Resources:											
Undisbursed Funds	No Year		014	1804	000	-----	721,082,463.00	-----	721,082,463.00	-----	-----
<b>Special Fund Accounts</b>											
Abandoned Mine Reclamation Fund, Office of Surface Mining Reclamation and Enforcement Fund Resources:											
Undisbursed Funds	No Year		014	5015	000	484,389,853.23	11,558,354,633.36	-11,790,713,909.99	232,086,828.96	° 1.56	19,943,746.08
Unrealized Discount on Investments						-----	-----	-15,934,831.67	-----	-----	-15,934,831.67
Investments in US Treasury Securities						2,571,868,654.96	-----	11,806,648,741.66	-----	-----	14,378,517,396.62
Subtotal			014	5015	000	3,056,258,508.19	11,558,354,633.36	-----	232,086,828.96	1.56	14,382,526,311.03
Regulation and Technology, Civil Penalties, Office of Surface Mining Reclamation and Enforcement Fund Resources:											
Undisbursed Funds	No Year		014	5063	000	589,532.80	758,850.24	-----	30,500.00	-----	1,317,883.04
Total, Office of Surface Mining Reclamation and Enforcement						3,507,163,634.95	12,433,655,600.60	-----	1,162,109,072.90	2,097,436.16	14,776,612,726.49
<b>Bureau of Safety and Environmental Enforcement</b>											
<b>General Fund Accounts</b>											
Offshore Safety and Environmental Enforcement, Bureau of Safety and Environmental Enforcement, Interior Fund Resources:											
Undisbursed Funds	2022-2023		014	1700	000	-----	147,848,000.00	-----	105,743,172.31	-----	42,104,827.69
	2021-2022					23,385,680.08	-6,758,546.08	-----	12,464,406.97	-----	4,162,727.03
	2020-2021					7,745,197.92	-----	-----	6,424,559.52	-----	1,320,638.40
	2019-2020					1,010,109.84	-----	-----	170,738.52	-----	839,371.32
	2018-2019					557,541.49	-----	-----	10,286.75	-----	547,254.74
	2017-2018					516,926.21	-----	-----	-----	-----	516,926.21
	2016-2017					236,833.73	-----	-----	-----	236,833.73	-----
	No Year					133,271,341.11	3,900,354.51	-----	15,746,091.86	° 3,241,453.92	118,184,149.84
Subtotal			014	1700	000	166,723,630.38	144,989,808.43	-----	140,559,255.93	3,478,287.65	167,675,895.23
Oil Spill Research, Bureau of Safety and Environmental Enforcement Fund Resources:											
Undisbursed Funds	No Year		014	1920	000	124,838.26	-----	-----	57,789.27	-----	67,048.99
<b>Trust Fund Accounts</b>											

Footnotes at End of Chapter



## Appropriations, Outlays, and Balances - Continued

Appropriation or Fund Account  Title	Account Symbol					Balances, Beginning of Fiscal Year	Appropriations and Other Obligational Authority <sup>1</sup>	Transfers Borrowings and Investment (Net) <sup>2</sup>	Outlays (Net)	Balances Withdrawn and Other Transactions <sup>3</sup>	Balances, End of Fiscal Year
	Period of Availability	ATA	AID	MAIN	SUB						
Oil Spill Research, Bureau of Safety and Environmental Enforcement, Interior Fund Resources:											
Undisbursed Funds	No Year		014	8370	000	35,867,580.77	15,099,000.00	-----	19,344,880.31	-----	31,621,700.46
Total, Bureau of Safety and Environmental Enforcement						202,716,049.41	160,088,808.43	-----	159,961,925.51	3,478,287.65	199,364,644.68
Total, Land and Minerals Management						6,954,115,971.88	14,883,752,987.89	-----	3,075,888,300.42	105,813,301.70	18,656,167,357.65
<b>Water and Science</b>											
<b>Bureau of Reclamation</b>											
<b>General Fund Accounts</b>											
Loan Program, Liquidating Account, Bureau of Reclamation, Interior Fund Resources:											
Undisbursed Funds	No Year		014	0667	000	-----	-----	-----	-524,253.43	° 524,253.43	-----
Water and Related Resources, Bureau of Reclamation, Interior Fund Resources:											
Undisbursed Funds	2022-2031		014	0680	000	-----	575,000,000.00	-----	-----	-----	575,000,000.00
	2022-2026					-----	4,012,500,000.00	-----	-----	-----	4,012,500,000.00
	2022					-----	-----	-----	-486,873.27	-----	486,873.27
	2021					612,027.44	-----	-----	612,027.44	-----	-----
	2020-2021					2,022,155.71	-----	-----	1,806,052.95	-----	216,102.76
	No Year					2,991,154,655.83	3,408,142,539.37	-473,964.37	1,201,002,290.78	-----	5,197,820,940.05
Funds Held Outside the Treasury						1,200.00	-----	-----	-----	-----	1,200.00
	Subtotal		014	0680	000	2,993,790,038.98	7,995,642,539.37	-473,964.37	1,202,933,497.90	-----	9,786,025,116.08
Water and Related Resources - Recovery Act, Bureau of Reclamation, Interior Fund Resources:											
Undisbursed Funds	No Year		014	0681	000	462,484.60	-----	-----	-----	-----	462,484.60
Bureau of Reclamation Loans Program Account, Bureau of Reclamation, Interior Fund Resources:											
Undisbursed Funds	No Year		014	0685	000	4,192.98	112,642.00	-----	112,888.34	-----	3,946.64
California Bay-Delta Restoration, Bureau of Reclamation, Interior Fund Resources:											
Undisbursed Funds	No Year		014	0687	000	72,929,057.69	33,000,000.00	-----	25,798,934.06	-----	80,130,123.63
Taos Settlement Fund, Bureau of Reclamation, Interior Fund Resources:											
Undisbursed Funds	No Year		014	2638	000	16,000,000.00	-----	-----	18,932.57	-----	15,981,067.43
<b>Special Fund Accounts</b>											
Operation and Maintenance of Quarters, Bureau of Reclamation, Interior Fund Resources:											
Undisbursed Funds	No Year		014	5053	000	1,095,106.60	298,905.12	-----	157,664.72	-----	1,236,347.00

Footnotes at End of Chapter

Appropriations, Outlays, and Balances - Continued

Appropriation or Fund Account  Title	Account Symbol				Balances, Beginning of Fiscal Year	Appropriations and Other Obligational Authority <sup>1</sup>	Transfers Borrowings and Investment (Net) <sup>2</sup>	Outlays (Net)	Balances Withdrawn and Other Transactions <sup>3</sup>	Balances, End of Fiscal Year	
	Period of Availability	ATA	AID	MAIN							SUB
Operation, Maintenance, and Replacement of Project Works, North Platte Project (Gering and Fort Laramie, Goshen, and Pathfinder Irrigation Districts), Bureau of Reclamation Fund Resources: Undisbursed Funds	No Year		014	5058	000	40,008.06	6,242.03	-----	-----	-----	46,250.09
Policy and Administration, Bureau of Reclamation, Interior Fund Resources: Undisbursed Funds	2022-2023		014	5065	000	-----	64,400,000.00	-----	44,848,529.11	-----	19,551,470.89
	2021-2022					14,605,379.60	-----	-----	13,614,614.60	-----	990,765.00
	2020-2021					5,681,344.92	-----	-----	2,968,746.53	-----	2,712,598.39
	2019-2020					727,410.70	-----	-----	99,083.03	-----	628,327.67
	2018-2019					392,960.32	-----	-----	57,286.20	-----	335,674.12
	2017-2018					396,257.42	-----	-----	435.25	-----	395,822.17
	2016-2017					381,009.47	-----	-----	70.12	380,939.35	-----
	No Year					4,628,515.69	-----	-----	84.72	-----	4,628,430.97
	Subtotal		014	5065	000	26,812,878.12	64,400,000.00	-----	61,588,849.56	380,939.35	29,243,089.21
Payments to Local Units, Klamath Reclamation Area, Bureau of Reclamation Fund Resources: Undisbursed Funds	No Year		014	5103	000	<sup>10</sup> 489,543.88	541,510.05	-----	1,031,052.52	-----	1.41
Recreation Enhancement Fee Program, Bureau of Reclamation Fund Resources: Undisbursed Funds	No Year		014	5109	000	3,111,819.40	940,739.41	-----	692,268.94	-----	3,360,289.87
Central Valley Project Restoration Fund, Bureau of Reclamation Fund Resources: Undisbursed Funds	No Year		014	5173	000	<sup>11</sup> 116,805,455.96	29,832,514.57	-----	42,051,958.18	-----	104,586,012.35
Water and Related Resources, Reclamation Fund, Bureau of Reclamation Fund Resources: Undisbursed Funds	No Year		014	5430	000	-----	26,035.63	473,964.37	-----	500,000.00	-----
San Gabriel Basin Restoration Fund, Bureau of Reclamation Fund Resources: Undisbursed Funds	No Year		014	5483	000	48.75	10,000,000.00	-----	5,566.49	-----	9,994,482.26
San Joaquin River Restoration Fund, Bureau of Reclamation, Interior Fund Resources: Undisbursed Funds	No Year		014	5537	000	243,763,278.21	18,103,026.38	-----	860,785.61	-----	261,005,518.98
Reclamation Water Settlements Fund, Bureau of Reclamation, Interior Fund Resources: Undisbursed Funds	No Year		014	5593	000	20,955,464.36	123,313,823.27	-79,245,854.26	14,433,052.33	-----	50,590,381.04
Unrealized Discount on Investments						-----	-----	-60,971.20	-----	-----	-60,971.20
Investments in US Treasury Securities						364,407,208.57	-----	79,306,825.46	-----	-----	443,714,034.03
	Subtotal		014	5593	000	385,362,672.93	123,313,823.27	0.00	14,433,052.33	-----	494,243,443.87

Footnotes at End of Chapter

## Appropriations, Outlays, and Balances - Continued

Appropriation or Fund Account  Title	Account Symbol				Balances, Beginning of Fiscal Year	Appropriations and Other Obligational Authority <sup>1</sup>	Transfers Borrowings and Investment (Net) <sup>2</sup>	Outlays (Net)	Balances Withdrawn and Other Transactions <sup>3</sup>	Balances, End of Fiscal Year
	Period of Availability	ATA	AID	MAIN						
Aging Infrastructure Account, Bureau of Reclamation, Interior Fund Resources: Undisbursed Funds	No Year		014	5624	000	----- 206,131,425.00	-----	4,736,874.30	-----	201,394,550.70
Colorado River Dam Fund, Boulder Canyon Project, Bureau of Reclamation Fund Resources: Undisbursed Funds	No Year		014	5656	000	91,304,599.44	-----	87,059,166.74	° 609,175.72	97,923,366.19
Blackfeet Water Settlement Implementation Fund, Bureau of Reclamation, Interior Fund Resources: Undisbursed Funds	No Year		014	5668	000	----- 140,240,079.82	-140,240,079.82	-----	-----	-----
Investments in US Treasury Securities						69,956,962.88	----- 140,240,079.82	-----	-----	210,197,042.70
Subtotal			014	5668	000	69,956,962.88	----- 140,240,079.82	-----	-----	210,197,042.70
<b>Public Enterprise Funds</b>										
Lower Colorado River Basin Development Fund, Bureau of Reclamation Fund Resources: Undisbursed Funds	No Year		014	4079	000	2,836,335.15	138,878,000.00	-101,200,090.17	38,604,244.98	----- 1,910,000.00
Investments in US Treasury Securities						326,293,740.52	----- 101,200,090.17	-----	-----	427,493,830.69
Subtotal			014	4079	000	329,130,075.67	138,878,000.00	----- 38,604,244.98	-----	429,403,830.69
Upper Colorado River Basin Fund, Bureau of Reclamation Fund Resources: Undisbursed Funds	No Year		014	4081	000	449,237,704.60	70,717,000.00	-----	78,910,342.64	° 8,163,123.50 432,881,238.46
<b>Intragovernmental Funds</b>										
Working Capital Fund, Bureau of Reclamation Fund Resources: Undisbursed Funds	No Year		014	4524	000	135,981,110.15	-----	-----	5,418,204.99	----- 130,562,905.16
<b>Trust Fund Accounts</b>										
Reclamation Trust Funds, Bureau of Reclamation Fund Resources: Undisbursed Funds	No Year		014	8070	000	1,343,603.12	302,012.57	-----	301,302.00	----- 1,344,313.69
Total, Bureau of Reclamation						4,937,620,642.02	8,926,773,604.43	-----	1,564,191,333.44	10,177,492.00 12,290,025,421.01
<b>Central Utah Project</b>										
<b>General Fund Accounts</b>										
Central Utah Project Completion Account, Interior Fund Resources: Undisbursed Funds	2022-2023		014	0787	000	----- 480,193.66	1,550,000.00	-----	1,377,210.07	----- 172,789.93
	2021-2022					480,193.66	-----	-----	480,182.67	----- 10.99
	2020-2021					496,060.30	-----	-----	479,245.94	----- 16,814.36
	2018-2019					2.06	-----	-----	-----	----- 2.06
	2016-2017					57,663.78	-----	-----	-----	57,663.78
	No Year					1,489,811.06	56,450,000.00	-----	56,086,304.50	----- 1,853,506.56

Footnotes at End of Chapter

Appropriations, Outlays, and Balances - Continued

Appropriation or Fund Account  Title	Account Symbol				Balances, Beginning of Fiscal Year	Appropriations and Other Obligational Authority <sup>1</sup>	Transfers Borrowings and Investment (Net) <sup>2</sup>	Outlays (Net)	Balances Withdrawn and Other Transactions <sup>3</sup>	Balances, End of Fiscal Year	
	Period of Availability	ATA	AID	MAIN SUB							
<b>Special Fund Accounts</b>	Subtotal		014	0787	000	2,523,730.86	58,000,000.00	-----	58,422,943.18	57,663.78	2,043,123.90
Utah Reclamation Mitigation and Conservation Account, Interior Fund Resources:											
Undisbursed Funds	No Year		014	5174	000	13,972,673.51	32,492,500.54	-2,246,250.27	13,470,273.16	-----	30,748,650.62
Unrealized Discount on Investments						-----	-----	-68,725.85	-----	-----	-68,725.85
Investments in US Treasury Securities						119,880,008.70	-----	2,314,976.12	-----	-----	122,194,984.82
	Subtotal		014	5174	000	133,852,682.21	32,492,500.54	-----	13,470,273.16	-----	152,874,909.59
Total, Central Utah Project						136,376,413.07	90,492,500.54	-----	71,893,216.34	57,663.78	154,918,033.49
<b>United States Geological Survey</b>											
<b>General Fund Accounts</b>											
Surveys, Investigations, and Research, Geological Survey, Interior Fund Resources:											
Undisbursed Funds	2022-2031		014	0804	000	-----	23,500,000.00	-----	-----	-----	23,500,000.00
	2022-2024					-----	72,304,660.00	-----	6,117,550.66	-----	66,187,109.34
	2022-2023					-----	1,234,908,000.00	-----	858,696,594.47	-----	376,211,405.53
	2021-2023					50,375.00	-----	-----	28,583.03	-----	21,791.97
	2022					-----	-----	-----	5,632,355.37	-----	<sup>12</sup> -5,632,355.37
	2021-2022					336,893,188.05	-----	-----	246,849,813.86	-----	90,043,374.19
	2020-2022					61,223.03	-----	-----	30,981.55	-----	30,241.48
	2021					-4,090,535.20	-----	-----	-3,962,567.64	-----	<sup>12</sup> -127,967.56
	2020-2021					71,852,385.00	-----	-----	46,289,397.51	-----	25,562,987.49
	2019-2021					10,050.49	-----	-----	-1,197.24	-----	11,247.73
	2020					-63,525.78	-----	-----	-50,326.05	-----	<sup>12</sup> -13,199.73
	2019-2020					12,583,673.54	-----	-----	6,029,747.04	-----	6,553,926.50
	2018-2020					0.18	-----	-----	-----	-----	0.18
	2019					-5,028.61	-----	-----	6,343.46	-----	<sup>12</sup> -11,372.07
	2018-2019					7,012,971.35	-----	-----	1,952,017.31	-----	5,060,954.04
	2017-2019					8,238.27	-----	-----	-----	-----	8,238.27
	2018					-499.14	-----	-----	474.19	-----	<sup>12</sup> -973.33
	2017-2018					3,918,027.93	-----	-----	814,115.63	-----	3,103,912.30
	2016-2018					301.77	-----	-----	-----	-----	301.77
	2016-2017					3,464,766.42	-----	-----	4,145.23	3,460,621.19	-----
	2015-2017					4,763.89	-----	-----	4,763.89	-----	-----
	No Year					314,137,070.63	351,901,000.00	-----	132,901,718.61	-----	533,136,352.02
	Subtotal		014	0804	000	745,837,446.82	1,682,613,660.00	-----	1,301,344,510.88	3,460,621.19	1,123,645,974.75
<b>Special Fund Accounts</b>											

Footnotes at End of Chapter

## Appropriations, Outlays, and Balances - Continued

Appropriation or Fund Account  Title	Account Symbol				Balances, Beginning of Fiscal Year	Appropriations and Other Obligational Authority <sup>1</sup>	Transfers Borrowings and Investment (Net) <sup>2</sup>	Outlays (Net)	Balances Withdrawn and Other Transactions <sup>3</sup>	Balances, End of Fiscal Year
	Period of Availability	ATA	AID	MAIN						
Operation and Maintenance of Quarters, Geological Survey Fund Resources: Undisbursed Funds	No Year		014	5055	000	266,236.54	52,037.84	----- 103,042.22	-----	215,232.16
<b>Intragovernmental Funds</b>										
Working Capital Fund, Geological Survey Fund Resources: Undisbursed Funds	No Year		014	4556	000	232,713,712.87	-----	----- -25,846,185.75	-----	258,559,898.62
<b>Trust Fund Accounts</b>										
Contributed Funds, Geological Survey, Interior Fund Resources: Undisbursed Funds	No Year		014	8562	000	3,295,107.84	1,669,721.76	----- 1,764,442.01	-----	3,200,387.59
Total, United States Geological Survey						982,112,504.07	1,684,335,419.60	----- 1,277,365,809.36	3,460,621.19	1,385,621,493.12
Total, Water and Science						6,056,109,559.16	10,701,601,524.57	----- 2,913,450,359.14	13,695,776.97	13,830,564,947.62
<b>Fish and Wildlife and Parks</b>										
<b>United States Fish and Wildlife Service</b>										
<b>General Fund Accounts</b>										
Resource Management, United States Fish and Wildlife Service Fund Resources: Undisbursed Funds	2022-2026		014	1611	000	-----	125,000,000.00	-----	-----	125,000,000.00
	2022-2024					-----	6,813,000.00	-----	-----	6,813,000.00
	2022-2023					-----	1,444,332,000.00	-----	-----	563,254,859.18
	2020-2023					3,496,495.13	-----	881,077,140.82	-----	2,050,938.23
	2022					-----	-----	1,445,556.90	-----	292,348.36
	2021-2022					535,703,079.62	-----	-----	-----	12 -292,348.36
	2021					-167,542.47	-----	349,170,630.11	-----	186,532,449.51
	2020-2021					190,662,594.26	-----	-----	-----	12 -476.19
	2020					-458.72	-----	101,572,934.78	-----	89,089,659.48
	2019-2020					69,888,822.62	-----	-----	-----	-----
	2019					-9.55	-----	34,106,589.04	-----	35,782,233.58
	2018-2019					40,452,554.67	-----	-----	-----	-----
	2017-2018					12,917,428.55	-----	-----	-----	24,681,554.67
	2017					-1,035.39	-----	5,031,789.52	-----	7,885,639.03
	2016-2017					7,918,083.13	-----	-----	-----	-----
	No Year					111,984,575.68	-----	2,126,448.02	5,791,635.11	-----
	Subtotal		014	1611	000	972,854,587.53	1,801,688,775.00	----- 16,352,189.72	5,791,635.11	321,176,160.96
Construction, United States Fish and Wildlife Service Fund Resources: Undisbursed Funds	No Year		014	1612	000	284,667,460.22	69,834,000.00	----- 76,120,984.29	-----	278,380,475.93

Footnotes at End of Chapter

Appropriations, Outlays, and Balances - Continued

Appropriation or Fund Account  Title	Account Symbol				Balances, Beginning of Fiscal Year	Appropriations and Other Obligational Authority <sup>1</sup>	Transfers Borrowings and Investment (Net) <sup>2</sup>	Outlays (Net)	Balances Withdrawn and Other Transactions <sup>3</sup>	Balances, End of Fiscal Year	
	Period of Availability	ATA	AID	MAIN							SUB
Multinational Species Conservation Fund, United States Fish and Wildlife Service Fund Resources: Undisbursed Funds	No Year		014	1652	000	36,011,508.32	20,000,000.00	-----	13,444,961.09	-----	42,566,547.23
National Wildlife Refuge Fund, United States Fish and Wildlife Service Fund Resources: Undisbursed Funds	2022		014	1691	000	-----	13,228,000.00	-----	13,228,000.00	-----	-----
Neotropical Migratory Bird Conservation, U.S. Fish and Wildlife Service Fund Resources: Undisbursed Funds	No Year		014	1696	000	10,087,337.65	5,000,000.00	-----	4,425,047.13	-----	10,662,290.52
<b>Special Fund Accounts</b>											
Land Acquisition, United States Fish and Wildlife Service Fund Resources: Undisbursed Funds	No Year		014	5020	000	179,991,004.87	108,704,995.00	-----	88,736,460.65	-----	199,959,539.22
Federal Aid to Wildlife Restoration, United States Fish and Wildlife Service Fund Resources: Undisbursed Funds	No Year		014	5029	000	46,412,039.62	1,249,071,993.05	-310,835,749.75	826,891,613.82	-----	157,756,669.10
Unrealized Discount on Investments						-13,873,630.60	-----	-14,164,250.25	-----	-----	-28,037,880.85
Investments in US Treasury Securities						2,540,000,000.00	-----	325,000,000.00	-----	-----	2,865,000,000.00
	Subtotal		014	5029	000	2,572,538,409.02	1,249,071,993.05	-----	826,891,613.82	-----	2,994,718,788.25
Operation and Maintenance of Quarters, United States Fish and Wildlife Service Fund Resources: Undisbursed Funds	No Year		014	5050	000	8,919,196.88	3,816,166.54	-----	3,611,957.46	-----	9,123,405.96
National Wildlife Refuge Fund, United States Fish and Wildlife Service Fund Resources: Undisbursed Funds	No Year		014	5091	000	5,653,459.00	8,956,810.37	-----	7,092,425.47	-----	7,517,843.90
Proceeds from Sales, Water Resource Development Projects, United States Fish and Wildlife Service Fund Resources: Undisbursed Funds	No Year		014	5092	000	751,258.64	283,264.97	-----	223,250.37	-----	811,273.24
Migratory Bird Conservation Account, United States Fish and Wildlife Service Fund Resources: Undisbursed Funds	No Year		014	5137	000	73,503,170.43	115,153,182.27	-----	100,067,194.66	-----	88,589,158.04
Cooperative Endangered Species Conservation Fund, United States Fish and Wildlife Service Fund Resources: Undisbursed Funds	No Year		014	5143	000	75,470,460.07	120,435,357.35	-----	121,615,366.96	° 945,000.00	73,345,450.46
Lahontan Valley and Pyramid Lake Fish and Wildlife Fund, United States											

Footnotes at End of Chapter

## Appropriations, Outlays, and Balances - Continued

Appropriation or Fund Account	Account Symbol				Balances, Beginning of Fiscal Year	Appropriations and Other Obligational Authority <sup>1</sup>	Transfers Borrowings and Investment (Net) <sup>2</sup>	Outlays (Net)	Balances Withdrawn and Other Transactions <sup>3</sup>	Balances, End of Fiscal Year
Title	Period of Availability	ATA	AID	MAIN						
Fish and Wildlife Service Fund Resources: Undisbursed Funds	No Year		014	5157	000	1,365,819.91	2,053,003.00	591,252.88	2,827,570.03	
North American Wetlands Conservation Fund, United States Fish and Wildlife Service Fund Resources: Undisbursed Funds	No Year		014	5241	000	<sup>13</sup> 108,132,457.47	48,633,254.72	36,393,183.76	120,372,528.43	
Recreation Fee Enhancement Program, U.S. Fish and Wildlife Service Fund Resources: Undisbursed Funds	No Year		014	5252	000	19,271,936.79	7,564,167.72	5,656,322.81	21,179,781.70	
State and Tribal Wildlife Grants, U.S. Fish and Wildlife Service Fund Resources: Undisbursed Funds	No Year		014	5474	000	185,436,284.05	72,612,000.00	64,455,421.03	193,592,863.02	
Cooperative Endangered Species Conservation Fund, from Land and Water Conservation Fund, U.S. Fish and Wildlife Service Fund Resources: Undisbursed Funds	No Year		014	5479	000	128,738,627.76	30,930,400.00	40,054,864.99	119,614,162.77	
Landowner Incentive Program, U.S. Fish and Wildlife Service Fund Resources: Undisbursed Funds	No Year		014	5496	000	484,205.33	-----	-----	484,205.33	
Community Partnership Enhancement, U.S. Fish and Wildlife Service Fund Resources: Undisbursed Funds	No Year		014	5501	000	1,340.31	-----	-----	1,340.31	
Coastal Impact Assistance, Fish and Wildlife Service, Interior Fund Resources: Undisbursed Funds	No Year		014	5579	000	4,880,593.27	-----	112,956.87	4,767,636.40	
<b>Trust Fund Accounts</b>										
Sport Fish Restoration Account, United States Fish and Wildlife Service Fund Resources: Undisbursed Funds	No Year		014	8151	000	55,156,404.36	494,400,000.00	472,261,238.67	77,295,165.69	
Contributed Funds, United States Fish and Wildlife Service Fund Resources: Undisbursed Funds	No Year		014	8216	000	17,246,741.25	3,004,285.82	2,981,355.43	17,269,671.64	
Total, United States Fish and Wildlife Service						4,741,162,263.13	4,175,369,655.81	3,284,741,915.67	6,736,635.11	5,625,053,368.16
<b>National Park Service</b>										
<b>General Fund Accounts</b>										
Urban Park and Recreation Fund, National Park Service, Interior Fund Resources: Undisbursed Funds	No Year		014	1031	000	1.73	-----	-----	-----	1.73

Footnotes at End of Chapter

Appropriations, Outlays, and Balances - Continued

Appropriation or Fund Account  Title	Account Symbol				Balances, Beginning of Fiscal Year	Appropriations and Other Obligational Authority <sup>1</sup>	Transfers Borrowings and Investment (Net) <sup>2</sup>	Outlays (Net)	Balances Withdrawn and Other Transactions <sup>3</sup>	Balances, End of Fiscal Year	
	Period of Availability	ATA	AID	MAIN							SUB
Contribution for Annuity Benefits, National Park Service Fund Resources:											
Undisbursed Funds	2022		014	1034	000	-----	42,101,000.00	-----	36,303,800.29	-----	5,797,199.71
	2021					4,237,778.94	-----	-----	3,368,633.50	-----	869,145.44
	2020					2,916,049.57	-----	-----	-----	-----	2,916,049.57
	2019					4,104,566.65	-----	-----	-----	-----	4,104,566.65
	2018					4,751,014.70	-----	-----	-----	-----	4,751,014.70
	2017					5,431,858.11	-----	-----	-----	5,431,858.11	-----
	Subtotal		014	1034	000	21,441,267.97	42,101,000.00	-----	39,672,433.79	5,431,858.11	18,437,976.07
Operation of the National Park System, National Park Service, Interior Fund Resources:											
Undisbursed Funds	2022-2030		014	1036	000	-----	500,000,000.00	-----	-----	-----	500,000,000.00
	2022-2026					-----	200,000,000.00	-----	-----	-----	200,000,000.00
	2022-2023					-----	327,644,432.00	-----	81,106,076.92	-----	246,538,355.08
	2022					-----	2,423,112,000.00	-----	1,935,882,326.92	-----	487,229,673.08
	2021-2022					258,287,882.57	-----	-6,162,176.00	160,490,624.57	-----	91,635,082.00
	2021					433,644,531.23	-----	-----	320,808,031.39	-----	112,836,499.84
	2020-2021					108,360,383.62	-----	-----	68,440,833.82	-----	39,919,549.80
	2020					100,092,988.98	-----	-----	42,392,420.30	-----	57,700,568.68
	2019-2020					28,027,666.69	-----	-----	17,637,431.85	-----	10,390,234.84
	2019					52,297,271.98	-----	-----	15,244,341.26	-----	37,052,930.72
	2018-2019					8,281,856.75	-----	-----	4,696,293.58	-----	3,585,563.17
	2018					43,527,598.07	-----	-----	6,617,713.59	-----	36,909,884.48
	2017-2018					2,424,853.93	-----	-----	162,872.19	-----	2,261,981.74
	2017					26,938,122.97	-----	-----	1,765,963.12	25,172,159.85	-----
	2016-2017					1,946,946.34	-----	-----	-13,094.54	1,960,040.88	-----
	No Year					21,975,602.20	1,035,041.82	-----	-3,977,723.37	-----	26,988,367.39
Transfer To:											
Federal Highway Administration-Operation of the National Park System	2022-2023	069	014	1036	005	-----	13,101,513.00	-----	6,174,106.88	-----	6,927,406.12
	2021-2022					705,568.00	-----	6,162,176.00	3,095,117.56	-----	3,772,626.44
	Subtotal		014	1036	000	1,086,511,273.33	3,464,892,986.82	-----	2,660,523,336.04	27,132,200.73	1,863,748,723.38
Construction, National Park Service, Interior Fund Resources:											
Undisbursed Funds	No Year		014	1039	000	1,074,352,058.75	455,456,000.00	-8,322,129.45	311,671,044.15	-----	1,209,814,885.15
Transfer To:											
Federal Highway Administration, Transportation Corps of Engineers	No Year	069	014	1039	005	-----	-----	8,370,000.00	587,368.57	-----	7,782,631.43
Funds Held Outside the Treasury	No Year	096	014	1039	000	1,472,936.27	-----	-----	18,784.69	-----	1,454,151.58
						309,490.55	-----	-47,870.55	-----	-----	261,620.00

Footnotes at End of Chapter



## Appropriations, Outlays, and Balances - Continued

Appropriation or Fund Account  Title	Account Symbol				Balances, Beginning of Fiscal Year	Appropriations and Other Obligational Authority <sup>1</sup>	Transfers Borrowings and Investment (Net) <sup>2</sup>	Outlays (Net)	Balances Withdrawn and Other Transactions <sup>3</sup>	Balances, End of Fiscal Year	
	Period of Availability	ATA	AID	MAIN							SUB
	Subtotal		014	1039	000	1,076,134,485.57	455,456,000.00	0.00	312,277,197.41	-----	1,219,313,288.16
National Recreation and Preservation, National Park Service Fund Resources:											
Undisbursed Funds	2022-2023		014	1042	000	-----	83,910,000.00	-----	40,007,047.67	-----	43,902,952.33
	2021-2022					38,500,885.53	-----	-----	20,129,067.89	-----	18,371,817.64
	2020					18,380,521.51	-----	-----	9,301,753.80	-----	9,078,767.71
	2019					7,741,394.35	-----	-----	3,496,393.71	-----	4,245,000.64
	2018					3,134,033.88	-----	-----	927,886.41	-----	2,206,147.47
	2017					1,686,538.93	-----	-----	483,010.33	1,203,528.60	-----
	No Year					9,114,009.27	-----	-----	1,077,288.66	-----	8,036,720.61
	Subtotal		014	1042	000	78,557,383.47	83,910,000.00	-----	75,422,448.47	1,203,528.60	85,841,406.40
Historic Preservation Fund, National Park Service, Interior Fund Resources:											
Undisbursed Funds	2018-2019		014	1046	000	42,231,086.36	-----	-----	7,067,725.09	-----	35,163,361.27
Centennial Challenge, National Park Service, Interior Fund Resources:											
Undisbursed Funds	No Year		014	2645	000	75,305,255.07	15,000,000.00	-----	1,196,222.05	-----	89,109,033.02
<b>Special Fund Accounts</b>											
Land Acquisition and State Assistance, National Park Service Fund Resources:											
Undisbursed Funds	No Year		014	5035	000	1,091,845,488.62	421,800,000.00	-----	125,360,299.96	-----	1,388,285,188.66
Unfunded Contract Authority						56,160,000.00	-----	-----	-----	13,830,000.00	42,330,000.00
	Subtotal		014	5035	000	1,148,005,488.62	421,800,000.00	-----	125,360,299.96	13,830,000.00	1,430,615,188.66
Operation and Maintenance of Quarters, National Park Service Fund Resources:											
Undisbursed Funds	No Year		014	5049	000	15,719,827.40	24,038,800.64	-----	23,691,087.55	-----	16,067,540.49
Delaware Water Gap Route 209 Operations, National Park Service Fund Resources:											
Undisbursed Funds	No Year		014	5076	000	22,379.36	5,000.00	-----	13,162.10	-----	14,217.26
Recreation Enhancement Fee Program, National Park Service Fund Resources:											
Undisbursed Funds	No Year		014	5110	000	577,143,197.07	348,630,644.23	-----	287,343,184.74	-----	638,430,656.56
Historic Preservation Fund, National Park Service Fund Resources:											
Undisbursed Funds	2022-2023		014	5140	000	-----	173,072,000.00	-----	13,378,541.48	-----	159,693,458.52
	2021-2022					130,863,522.39	-----	-----	43,352,261.88	-----	87,511,260.51
	2019-2022					48,972,669.76	-----	-----	5,877,500.23	-----	43,095,169.53
	2020-2021					68,427,441.68	-----	-----	20,727,061.32	-----	47,700,380.36
	2019-2020					38,310,273.38	-----	-----	10,132,656.12	-----	28,177,617.26
	2018-2019					27,444,635.42	-----	-----	9,191,899.12	-----	18,252,736.30
	2017-2018					13,409,904.96	-----	-----	4,239,318.92	-----	9,170,586.04

Footnotes at End of Chapter

Appropriations, Outlays, and Balances - Continued

Appropriation or Fund Account  Title	Account Symbol				Balances, Beginning of Fiscal Year	Appropriations and Other Obligational Authority <sup>1</sup>	Transfers Borrowings and Investment (Net) <sup>2</sup>	Outlays (Net)	Balances Withdrawn and Other Transactions <sup>3</sup>	Balances, End of Fiscal Year	
	Period of Availability	ATA	AID	MAIN							SUB
	2016-2017				3,124,757.15	-----	-----	1,788,074.81	1,336,682.34	-----	
Subtotal			014	5140	000	330,553,204.74	173,072,000.00	-----	108,687,313.88	1,336,682.34	393,601,208.52
Park Buildings Lease and Maintenance Fund, National Park Service Fund Resources:											
Undisbursed Funds	No Year		014	5163	000	36,594,723.80	10,833,233.45	-----	7,100,827.14	-----	40,327,130.11
Transportation Systems Fund, National Park Service Fund Resources:											
Undisbursed Funds	No Year		014	5164	000	23,903,039.20	91,368.00	-----	13,895,881.31	-----	10,098,525.89
Concessioner Improvement Accounts, National Park Service Fund Resources:											
Undisbursed Funds	No Year		014	5169	000	-----	9,802,471.77	1,214,307.58	11,016,779.35	-----	-----
Funds Held Outside the Treasury						13,503,046.08	-----	-1,214,307.58	-----	-----	12,288,738.50
Subtotal			014	5169	000	13,503,046.08	9,802,471.77	-----	11,016,779.35	-----	12,288,738.50
User Fees for Filming and Photography on Public Lands, National Park Service Fund Resources:											
Undisbursed Funds	No Year		014	5247	000	6,648,138.73	175,151.36	-----	25,321.90	-----	6,797,968.19
Park Concessions Franchise Fees, National Park Service Fund Resources:											
Undisbursed Funds	No Year		014	5431	000	268,403,575.28	143,199,702.15	-----	73,509,766.14	-----	338,093,511.29
Outer Continental Shelf Revenues, LWCF Share from Certain Leases, National Park Service Fund Resources:											
Undisbursed Funds	No Year		014	5536	000	<sup>14</sup> 310,570,354.54	84,097,748.97	-----	27,781,845.80	-----	366,886,257.71
Educational Expenses, Children of Employees, Yellowstone National Park, National Park Service Fund Resources:											
Undisbursed Funds	No Year		014	5663	000	17,677.81	-----	-----	-----	-----	17,677.81
Payment for Tax Losses on Land Acquired for Grand Teton National Park, National Park Service Fund Resources:											
Undisbursed Funds	No Year		014	5666	000	935.00	15,680.49	-----	15,680.49	-----	935.00
<b>Trust Fund Accounts</b>											
Preservation, Birthplace of Abraham Lincoln, National Park Service Fund Resources:											
Undisbursed Funds	No Year		014	8052	000	13,770.00	3,442.50	-----	-----	-----	17,212.50
Investments in US Treasury Securities						51,000.00	-----	-----	-----	-----	51,000.00
Subtotal			014	8052	000	64,770.00	3,442.50	-----	-----	-----	68,212.50
Total, National Park Service						5,111,331,111.13	5,277,125,230.38	0.00	3,774,600,513.21	48,934,269.78	6,564,921,558.52
Total, Fish and Wildlife and Parks						9,852,493,374.26	9,452,494,886.19	0.00	7,059,342,428.88	55,670,904.89	12,189,974,926.68

Footnotes at End of Chapter

## Appropriations, Outlays, and Balances - Continued

Appropriation or Fund Account	Account Symbol				Balances, Beginning of Fiscal Year	Appropriations and Other Obligational Authority <sup>1</sup>	Transfers Borrowings and Investment (Net) <sup>2</sup>	Outlays (Net)	Balances Withdrawn and Other Transactions <sup>3</sup>	Balances, End of Fiscal Year	
Title	Period of Availability	ATA	AID	MAIN							SUB
<b>Indian Affairs</b>											
<b>Bureau of Indian Affairs and Bureau of Indian Education</b>											
<b>General Fund Accounts</b>											
Payments for Tribal Leases, Bureau of Indian Affairs, Interior											
Fund Resources:											
Undisbursed Funds											
	2022-2023		014	0200	000	-----	9,197,830.40	-----	3,861,909.93	-----	5,335,920.47
	2021-2022					4,038,270.10	14,868,371.80	-----	17,456,009.23	-----	1,450,632.67
	Subtotal		014	0200	000	4,038,270.10	24,066,202.20	-----	21,317,919.16	-----	6,786,553.14
Operation of Indian Programs, Bureau of Indian Affairs and Bureau of Indian Education, Interior											
Fund Resources:											
Undisbursed Funds											
	2022-2031		014	2100	000	-----	385,000,000.00	-----	-----	-----	385,000,000.00
	2022-2023					-----	1,811,431,626.00	-----	1,178,406,190.22	-----	633,025,435.78
	2021-2022					467,022,042.48	-----	1,179,626.00	333,185,636.74	-----	135,016,031.74
	2020-2021					129,794,114.03	-----	-----	65,143,689.38	-----	64,650,424.65
	2019-2021					6,224,006.55	-----	-----	4,883,587.45	-----	1,340,419.10
	2019-2020					38,757,613.70	-----	-----	10,104,602.22	-----	28,653,011.48
	2018-2020					1,313,396.99	-----	-----	1,252,881.88	-----	60,515.11
	2018-2019					21,058,429.77	-----	-----	2,304,156.09	-----	18,754,273.68
	2017-2019					216,421.89	-----	-----	-----	-----	216,421.89
	2017-2018					14,346,422.64	-----	-----	819,709.97	-----	13,526,712.67
	2016-2018					74,404.47	-----	-----	68,983.47	-----	5,421.00
	2016-2017					11,916,469.85	-----	-9,516,097.93	2,400,371.92	-----	-----
	No Year					556,651,063.29	104,121,460.00	11,533,791.97	278,891,593.18	-----	393,414,722.08
	Subtotal		014	2100	000	1,247,374,385.66	2,300,553,086.00	3,197,320.04	1,877,461,402.52	-----	1,673,663,389.18
Indian Land Consolidation, Bureau of Indian Affairs, Interior											
Fund Resources:											
Undisbursed Funds											
	No Year		014	2103	000	-----	7,000,000.00	-----	-----	-----	7,000,000.00
White Earth Economic Development and Tribal Government Fund, Bureau of Indian Affairs											
Fund Resources:											
Undisbursed Funds											
	No Year		014	2204	000	1,045,535.58	214,526.95	-----	204,401.05	-----	1,055,661.48
Contract Support Costs, Bureau of Indian Affairs and Bureau of Indian Education, Interior											
Fund Resources:											
Undisbursed Funds											
	2022-2023		014	2240	000	-----	173,690,471.20	-----	100,397,643.35	-----	73,292,827.85
	2021-2022					81,758,211.50	64,267,536.00	-----	123,034,151.30	-----	22,991,596.20
	2020-2021					60,136,660.64	26,424,501.73	-----	65,368,715.00	-----	21,192,447.37
	2019-2020					3,059,258.37	-437.00	-----	1,075,343.75	-----	1,983,477.62
	2018-2019					1,461,340.55	-12,063.63	-----	618,327.94	-----	830,948.98
	2017-2018					986,160.90	-28,001.00	-----	264,517.90	-----	693,642.00

Footnotes at End of Chapter

Appropriations, Outlays, and Balances - Continued

Appropriation or Fund Account  Title	Account Symbol				Balances, Beginning of Fiscal Year	Appropriations and Other Obligational Authority <sup>1</sup>	Transfers Borrowings and Investment (Net) <sup>2</sup>	Outlays (Net)	Balances Withdrawn and Other Transactions <sup>3</sup>	Balances, End of Fiscal Year	
	Period of Availability	ATA	AID	MAIN							SUB
	2016-2017				145,376.93	-----	-----	97,946.93	47,430.00	-----	
	Subtotal		014	2240	000	147,547,008.89	264,342,007.30	-----	290,856,646.17	47,430.00	120,984,940.02
Construction, Bureau of Indian Affairs and Bureau of Indian Education, Interior Fund Resources:											
Undisbursed Funds	No Year		014	2301	000	583,002,448.45	196,971,000.00	-2,862,137.60	99,578,830.51	-----	677,532,480.34
Transfer To:											
Bureau of Reclamation, Interior	No Year	014	014	2301	006	5,185,779.29	-----	2,862,137.60	1,194,428.00	-----	6,853,488.89
	Subtotal		014	2301	000	588,188,227.74	196,971,000.00	-----	100,773,258.51	-----	684,385,969.23
Indian Land and Water Claim Settlements and Miscellaneous Payments to Indians, Bureau of Indian Affairs and Bureau of Indian Education, Interior Fund Resources:											
Undisbursed Funds	No Year		014	2303	000	57,875,199.90	102,463,000.00	-----	104,529,998.97	-----	55,808,200.93
Claims and Treaty Obligations, Bureau of Indian Affairs (Indefinite) Fund Resources:											
Undisbursed Funds	No Year		014	2623	000	2,700.00	40,500.00	-----	40,500.00	-----	2,700.00
Indian Direct Loan Program Account, Bureau of Indian Affairs, Interior Fund Resources:											
Undisbursed Funds	2022		014	2627	000	-----	919,123.00	-----	919,123.00	-----	-----
Indian Guaranteed Loan Program Account, Bureau of Indian Affairs and Bureau of Indian Education, Interior Fund Resources:											
Undisbursed Funds	2022-2023		014	2628	000	-----	13,472,007.00	-----	10,052,411.47	-----	3,419,595.53
	2021					5,666,944.05	-----	-----	1,992,812.11	-----	3,674,131.94
	2020					3,699,888.98	-----	-----	8,552.08	-----	3,691,336.90
	2019					4,037,959.98	-----	-----	1,183,937.00	-----	2,854,022.98
	2018					2,253,899.20	-----	-----	-----	-----	2,253,899.20
	2017					2,017,694.04	-----	-2,017,694.04	-----	-----	-----
	Subtotal		014	2628	000	17,676,386.25	13,472,007.00	-2,017,694.04	13,237,712.66	-----	15,892,986.55
WMAT Settlement Fund, Bureau of Indian Affairs, Interior Fund Resources:											
Undisbursed Funds	No Year		014	2631	000	-----	109,106,000.00	-----	109,106,000.00	-----	-----
Indian Water Rights Settlement Completion Fund, Bureau of Indian Affairs and Bureau of Indian Education, Interior Fund Resources:											
Undisbursed Funds	No Year		014	2699	000	-----	701,362,000.00	-----	-----	-----	701,362,000.00
Career, Technical, and Adult Education, Education Fund Resources:											
Transfer To:											
Interior, Bureau of Indian Affairs	2022	014	091	0400	020	-----	1,697,775.00	-----	238,849.00	-----	1,458,926.00
	2021					1,219,750.92	-----	-----	1,219,750.92	-----	-----

Footnotes at End of Chapter

## Appropriations, Outlays, and Balances - Continued

Appropriation or Fund Account  Title	Account Symbol				Balances, Beginning of Fiscal Year	Appropriations and Other Obligational Authority <sup>1</sup>	Transfers Borrowings and Investment (Net) <sup>2</sup>	Outlays (Net)	Balances Withdrawn and Other Transactions <sup>3</sup>	Balances, End of Fiscal Year	
	Period of Availability	ATA	AID	MAIN							SUB
<b>Special Fund Accounts</b>	Subtotal		091	0400	000	1,219,750.92	1,697,775.00	-----	1,458,599.92	-----	1,458,926.00
Operation and Maintenance of Quarters, Bureau of Indian Affairs Fund Resources:											
Undisbursed Funds	No Year		014	5051	000	8,669,370.65	6,137,725.38	-----	5,842,891.42	-----	8,964,204.61
Operation and Maintenance, Indian Irrigation Systems, Bureau of Indian Affairs (T) <sup>15</sup> Fund Resources:											
Undisbursed Funds	No Year		014	5240	000	7,997,244.36	38,248,998.81	-2,152,000.00	35,301,920.98	-----	8,792,322.19
Investments in US Treasury Securities						52,586,000.00	-----	2,152,000.00	-----	-----	54,738,000.00
	Subtotal		014	5240	000	60,583,244.36	38,248,998.81	-----	35,301,920.98	-----	63,530,322.19
Alaska Resupply Program, Bureau of Indian Affairs Fund Resources:											
Undisbursed Funds	No Year		014	5242	000	743,141.40	307,153.20	-----	467,612.32	-----	582,682.28
Indian Water Rights and Habitat Acquisition Program, Bureau of Indian Affairs Fund Resources:											
Undisbursed Funds	No Year		014	5505	000	2,980,500.00	-----	-----	-----	-----	2,980,500.00
Navajo Utah Settlement Trust Fund, Bureau of Indian Affairs, Interior Fund Resources:											
Undisbursed Funds	No Year		014	5620	000	-----	210,425,000.00	-----	210,425,000.00	-----	-----
High-Hazard Indian Dam Safety Deferred Maintenance Fund, Bureau of Indian Affairs and Bureau of Indian Education, Interior Fund Resources:											
Undisbursed Funds	2017-2030		014	5637	000	57,261.24	23,035,613.28	-22,816,952.13	-----	-----	275,922.39
Unrealized Discount on Investments						-57,004.58	-----	-1,554,047.87	-----	-----	-1,611,052.45
Investments in US Treasury Securities						116,312,000.00	-----	24,371,000.00	-----	-----	140,683,000.00
	Subtotal		014	5637	000	116,312,256.66	23,035,613.28	-----	-----	-----	139,347,869.94
Low-Hazard Indian Dam Safety Deferred Maintenance Fund, Bureau of Indian Affairs and Bureau of Indian Education, Interior Fund Resources:											
Undisbursed Funds	2017-2030		014	5638	000	25,650.98	10,121,894.68	-10,022,934.59	-----	-----	124,611.07
Unrealized Discount on Investments						-25,058.78	-----	-683,065.41	-----	-----	-708,124.19
Investments in US Treasury Securities						51,130,000.00	-----	10,706,000.00	-----	-----	61,836,000.00
	Subtotal		014	5638	000	51,130,592.20	10,121,894.68	-----	-----	-----	61,252,486.88
Indian Irrigation Fund, Bureau of Indian Affairs and Bureau of Indian Education, Interior Fund Resources:											
Undisbursed Funds	2017-2028		014	5639	000	73,337.83	25,366,352.61	-23,457,845.64	-----	-----	1,981,844.80
Unrealized Discount on Investments						-73,329.77	-----	-1,908,154.36	-----	-----	-1,981,484.13
Investments in US Treasury Securities						148,601,000.00	-----	25,366,000.00	-----	-----	173,967,000.00
	Subtotal		014	5639	000	148,601,008.06	25,366,352.61	-----	-----	-----	173,967,360.67

Footnotes at End of Chapter

Appropriations, Outlays, and Balances - Continued

Appropriation or Fund Account  Title	Account Symbol				Balances, Beginning of Fiscal Year	Appropriations and Other Obligational Authority <sup>1</sup>	Transfers Borrowings and Investment (Net) <sup>2</sup>	Outlays (Net)	Balances Withdrawn and Other Transactions <sup>3</sup>	Balances, End of Fiscal Year	
	Period of Availability	ATA	AID	MAIN							SUB
Power Systems, Indian Irrigation Projects, Bureau of Indian Affairs Fund Resources:											
Undisbursed Funds	No Year		014	5648	000	32,410,054.92	78,179,693.22	2,575,000.00	88,334,088.99	-----	24,830,659.15
Investments in US Treasury Securities						30,416,000.00	-----	-2,575,000.00	-----	-----	27,841,000.00
Subtotal			014	5648	000	62,826,054.92	78,179,693.22	-----	88,334,088.99	-----	52,671,659.15
Selis-Qlispe Ksanka Settlement Trust Fund, Bureau of Indian Affairs and Bureau of Indian Education, Interior Fund Resources:											
Undisbursed Funds	No Year		014	5740	000	-----	1,128,654,658.68	-----	1,128,654,658.68	-----	-----
<b>Public Enterprise Funds</b>											
Revolving Fund for Loans, Liquidating Account, Bureau of Indian Affairs Fund Resources:											
Undisbursed Funds	No Year		014	4409	000	-----	-----	-----	-136,291.77	° 136,291.77	-----
<b>Trust Fund Accounts</b>											
Gifts and Donations, Bureau of Indian Affairs Fund Resources:											
Undisbursed Funds	No Year		014	8361	000	2,946,681.20	924,567.57	-----	1,195,844.28	-----	2,675,404.49
Total, Bureau of Indian Affairs and Bureau of Indian Education						2,519,760,314.49	5,243,608,884.88	1,179,626.00	3,989,991,286.86	183,721.77	3,774,373,816.74
Total, Indian Affairs						2,519,760,314.49	5,243,608,884.88	1,179,626.00	3,989,991,286.86	183,721.77	3,774,373,816.74
<b>Departmental Offices</b>											
<b>Bureau of Mines</b>											
<b>General Fund Accounts</b>											
Mines and Minerals, Bureau of Mines, Interior Fund Resources:											
Undisbursed Funds	No Year		014	0959	000	139,449.82	-----	-----	139,372.53	-----	77.29
Total, Bureau of Mines						139,449.82	-----	-----	139,372.53	-----	77.29
<b>Departmental Offices</b>											
<b>General Fund Accounts</b>											
Departmental Operations, Office of the Secretary, Interior Fund Resources:											
Undisbursed Funds	2022-2031		014	0102	000	-----	525,000,000.00	-----	-----	-----	525,000,000.00
	2022-2026					-----	150,000,000.00	-----	-----	-----	150,000,000.00
	2022-2023					-----	111,026,000.00	-----	79,427,125.90	-----	31,598,874.10
	2022					-----	-----	-----	4,222.45	-----	<sup>12</sup> -4,222.45
	2021-2022					23,476,902.42	-----	-----	21,420,826.40	-----	2,056,076.02
	2021					86,921.92	-----	-----	86,921.92	-----	-----
	2020-2021					15,328,067.05	-----	-----	10,828,901.79	-----	4,499,165.26
	2020					-8,552.08	-----	-----	-8,552.08	-----	-----
	2019-2020					2,711,918.33	-----	-----	276,736.93	-----	2,435,181.40

Footnotes at End of Chapter

## Appropriations, Outlays, and Balances - Continued

Appropriation or Fund Account	Account Symbol					Balances, Beginning of Fiscal Year	Appropriations and Other Obligational Authority <sup>1</sup>	Transfers Borrowings and Investment (Net) <sup>2</sup>	Outlays (Net)	Balances Withdrawn and Other Transactions <sup>3</sup>	Balances, End of Fiscal Year
Title	Period of Availability	ATA	AID	MAIN	SUB						
	2019					-327.60	-----	-----	-----	-----	12 -327.60
	2018-2019					1,944,414.31	-----	-----	57,401.25	-----	1,887,013.06
	2017-2018					3,209,468.23	-----	-----	14,544.71	-----	3,194,923.52
	2016-2017					1,581,992.93	-----	-----	2,431.37	1,579,561.56	-----
	No Year					11,051,372.49	202,709,525.00	-----	11,895,457.58	-----	201,865,439.91
Transfer To:											
Departmental Operations, Office of the Secretary, Interior	2020-2021	014	014	0102	001	3,796,626.38	-----	-----	3,132,272.81	-----	664,353.57
DOI Office of Inspector General	2020-2021	014	014	0102	002	102,025.43	-----	-----	86,877.27	-----	15,148.16
	No Year					349,118.09	-----	-----	-----	-----	349,118.09
DOI Office of the Solicitor	2020-2021	014	014	0102	003	1,962,338.23	-----	-----	1,795,924.79	-----	166,413.44
Office of Insular Affairs, Interior	No Year	014	014	0102	004	-----	2,253,439.00	-----	-----	-----	2,253,439.00
DOI Bureau of Reclamation	2020-2021	014	014	0102	006	17,725.00	-----	-----	17,725.00	-----	-----
	No Year					-----	1,505,512.00	-----	-----	-----	1,505,512.00
National Park Service	2020-2021	014	014	0102	007	21,457,057.82	-----	-----	16,830,246.87	-----	4,626,810.95
United States Geological Survey	2020-2021	014	014	0102	008	14,902,370.96	-----	-----	10,017,112.74	-----	4,885,258.22
	No Year					-----	8,268,915.00	-----	2,253,655.43	-----	6,015,259.57
National Park Service, Interior	No Year	014	014	0102	010	4,922,606.34	12,902,434.00	-----	2,059,232.34	-----	15,765,808.00
Bureau of Land Management	2020-2021	014	014	0102	011	767,863.03	-----	-----	490,103.74	-----	277,759.29
	No Year					57,834.02	25,808,971.00	-----	5,514,850.52	-----	20,351,954.50
United States Fish and Wildlife Service	2020-2021	014	014	0102	016	31,973,274.20	-----	-----	13,981,015.67	-----	17,992,258.53
	No Year					4,286,961.25	87,100,478.00	-----	1,089,101.90	-----	90,298,337.35
Bureau of Ocean Energy Management, Interior	No Year	014	014	0102	019	138,515.05	-----	-----	92,313.67	-----	46,201.38
DOI Bureau of Indian Affairs	2020-2021	014	014	0102	020	7.68	-----	-----	-----	-----	7.68
	No Year					-----	5,151,266.00	-----	895.93	-----	5,150,370.07
DOI Bureau of Safety and Environmental Enforcement	2020-2021	014	014	0102	022	342,516.02	-----	-----	312,026.42	-----	30,489.60
	No Year					22,661.93	-----	-----	10,773.18	-----	11,888.75
DOI Bureau of Trust Funds Administration	2020-2021	014	014	0102	025	1,556.81	-----	-----	-----	-----	1,556.81
DOI Bureau of Indian Education	2020-2021	014	014	0102	077	233,200.00	-----	-----	147,801.11	-----	85,398.89
	Subtotal		014	0102	000	144,716,436.24	1,131,726,540.00	-----	181,837,947.61	1,579,561.56	1,093,025,467.07
<b>Special Fund Accounts</b>											
Payments to States from Receipts Under Mineral Leasing, Public and Acquired Military Lands, Office of Natural Resources Revenue, Interior Fund Resources:											
Undisbursed Funds	No Year		014	5003	000	109,998,849.53	4,101,121,963.39	-----	3,974,420,974.87	-----	236,699,838.05
Payments to Alaska from Oil and Gas Leases, National Petroleum Reserve, Office of Natural Resources Revenue, Interior Fund Resources:											
Undisbursed Funds	No Year		014	5045	000	6,094,021.79	30,895,318.40	-----	29,197,347.26	-----	7,791,992.93

Footnotes at End of Chapter

Appropriations, Outlays, and Balances - Continued

Appropriation or Fund Account  Title	Account Symbol				Balances, Beginning of Fiscal Year	Appropriations and Other Obligational Authority <sup>1</sup>	Transfers Borrowings and Investment (Net) <sup>2</sup>	Outlays (Net)	Balances Withdrawn and Other Transactions <sup>3</sup>	Balances, End of Fiscal Year	
	Period of Availability	ATA	AID	MAIN							SUB
Indian Arts and Crafts Fund, Departmental Management Fund Resources: Undisbursed Funds	No Year		014	5130	000	255,719.52	343,998.65	----- 14,315.60	-----	585,402.57	
Payment to Oklahoma (Royalties), Office of Natural Resources Revenue, Interior Fund Resources: Undisbursed Funds	No Year		014	5134	000	427.94	9,435.08	----- 9,325.24	-----	537.78	
Payments to States, National Forest Fund, Office of Natural Resources Revenue, Interior Fund Resources: Undisbursed Funds	No Year		014	5243	000	3,446,277.78	8,582,075.09	----- 8,092,896.83	-----	3,935,456.04	
Payments to States, Flood Control Act of 1954, Office of Natural Resources Revenue, Interior Fund Resources: Undisbursed Funds	No Year		014	5248	000	17,806,949.02	83,829,904.75	----- 79,051,600.22	-----	22,585,253.55	
Environmental Improvement and Restoration Fund, Office of Natural Resources Revenue, Interior Fund Resources: Undisbursed Funds	No Year		014	5425	000	6,595,778.04	28,174,746.78	-28,314,967.87 -----	-----	6,455,556.95	
Unrealized Discount on Investments						-26,079,588.25	----- 1,421,864.22	-----	-----	-24,657,724.03	
Investments in US Treasury Securities						1,560,311,175.77	----- 26,893,103.65	-----	-----	1,587,204,279.42	
Subtotal			014	5425	000	1,540,827,365.56	28,174,746.78	0.00 -----	-----	1,569,002,112.34	
Payments to Alaska, Arctic National Wildlife Refuge, Office of Natural Resources Revenue, Interior Fund Resources: Undisbursed Funds	No Year		014	5488	000	469,980.34	1,828,775.00	----- 2,194,515.16	-----	104,240.18	
State's Share from Certain Gulf of Mexico Leases, Office of Natural Resources Revenue, Interior Fund Resources: Undisbursed Funds	No Year		014	5535	000	333,293,658.01	374,127,248.52	----- 252,263,255.65	-----	455,157,650.88	
Departmental Operations, Land and Water Conservation Fund, Departmental Offices, Interior Fund Resources: Undisbursed Funds	No Year		014	5571	000	7,268,189.72	17,917,000.00	----- 16,482,653.70	-----	8,702,536.02	
Geothermal Lease Revenues, Payment to Counties, Office of Natural Resources Revenue, Interior Fund Resources: Undisbursed Funds	No Year		014	5574	000	261,583.89	5,469,234.10	----- 5,418,854.73	-----	311,963.26	
<b>Trust Fund Accounts</b>											
Gifts and Bequest, Take Pride in America, Interior Fund Resources: Undisbursed Funds	No Year		014	8369	000	63,094.85	-----	-----	-----	63,094.85	
Total, Departmental Offices						2,164,502,554.19	5,784,026,239.76	0.00	4,548,983,686.87	1,579,561.56	3,397,965,545.52

Footnotes at End of Chapter



## Appropriations, Outlays, and Balances - Continued

Appropriation or Fund Account  Title	Account Symbol				Balances, Beginning of Fiscal Year	Appropriations and Other Obligational Authority <sup>1</sup>	Transfers Borrowings and Investment (Net) <sup>2</sup>	Outlays (Net)	Balances Withdrawn and Other Transactions <sup>3</sup>	Balances, End of Fiscal Year
	Period of Availability	ATA	AID	MAIN						
<b>Insular Affairs</b>										
<b>General Fund Accounts</b>										
Assistance to Territories, Insular Affairs, Interior Fund Resources:										
Undisbursed Funds	2022-2026		014	0412	000	-----	15,900,000.00	-----	-----	15,900,000.00
	2022-2023					-----	9,837,000.00	-----	-----	5,349,755.32
	2021-2022					4,780,597.89	-----	-----	-----	1,140,980.42
	2020-2021					41,725,989.10	-----	-----	-----	28,830,978.35
	2019-2020					538,750.00	-----	-----	-----	14,913.64
	2018-2019					222,750.33	-----	-----	-----	222,750.33
	2017-2018					1,763,447.58	-----	-----	-----	29,474.99
	2016-2017					278,120.89	-----	-----	278,120.89	-----
	No Year					217,454,885.66	103,640,000.00	-----	-----	251,204,836.21
	Subtotal		014	0412	000	266,764,541.45	129,377,000.00	-----	278,120.89	302,693,689.26
Compact of Free Association, Insular Affairs, Interior Fund Resources:										
Undisbursed Funds	2021		014	0415	000	16,699,000.00	-----	-----	-----	4,925,837.99
	2020					3,148,359.70	-----	-----	-----	1,789,096.21
	No Year					390,606,223.98	235,757,800.00	-----	-----	416,448,205.78
	Subtotal		014	0415	000	410,453,583.68	235,757,800.00	-----	-----	423,163,139.98
Payment to the United States Territories, Fiscal Assistance, Insular Affairs, Interior Fund Resources:										
Undisbursed Funds	No Year		014	0418	000	-----	296,563,508.00	-----	296,563,508.00	-----
<b>Total, Insular Affairs</b>						<b>677,218,125.13</b>	<b>661,698,308.00</b>	<b>-----</b>	<b>612,781,483.00</b>	<b>278,120.89</b>
<b>Office of the Solicitor</b>										
<b>General Fund Accounts</b>										
Salaries and Expenses, Office of the Solicitor, Interior Fund Resources:										
Undisbursed Funds	2022-2023		014	0107	000	-----	94,998,000.00	-----	82,312,307.28	-----
	2022					-----	-----	-----	79,798.99	-----
	2021					7,011,164.13	-----	-----	-----	557,579.55
	2020					215,492.61	-----	-----	-----	90,400.67
	2019					651,619.58	-----	-----	-----	498,753.71
	2018					1,260,242.34	-----	-----	-----	1,249,619.02
	2017					607,486.39	-----	-----	582,458.85	-----
	Subtotal		014	0107	000	9,746,005.05	94,998,000.00	-----	89,159,299.52	582,458.85
<b>Total, Office of the Solicitor</b>						<b>9,746,005.05</b>	<b>94,998,000.00</b>	<b>-----</b>	<b>89,159,299.52</b>	<b>582,458.85</b>

Footnotes at End of Chapter

Appropriations, Outlays, and Balances - Continued

Appropriation or Fund Account  Title	Account Symbol					Balances, Beginning of Fiscal Year	Appropriations and Other Obligational Authority <sup>1</sup>	Transfers Borrowings and Investment (Net) <sup>2</sup>	Outlays (Net)	Balances Withdrawn and Other Transactions <sup>3</sup>	Balances, End of Fiscal Year
	Period of Availability	ATA	AID	MAIN	SUB						
<b>Office of Inspector General</b>											
<b>General Fund Accounts</b>											
Salaries and Expenses, Office of the Inspector General, Interior Fund Resources:											
Undisbursed Funds	2022-2031		014	0104	000	-----	10,000,000.00	-----	-----	-----	10,000,000.00
	2022-2030					-----	23,375,000.00	-----	-----	-----	23,375,000.00
	2022-2024					-----	363,340.00	-----	-----	-----	363,340.00
	2022-2023					-----	62,132,000.00	-----	52,150,338.95	-----	9,981,661.05
	2022					-----	-----	-----	410.70	-----	<sup>12</sup> -410.70
	2021-2022					9,332,113.16	-----	-----	7,726,135.74	-----	1,605,977.42
	2020-2021					804,380.20	-----	-----	413,728.20	-----	390,652.00
	2019					387,956.13	-----	-----	-----	-----	387,956.13
	2018					485,220.81	-----	-----	-----	-----	485,220.81
	2017					229,264.26	-----	-----	-----	229,264.26	-----
	No Year					2,305,586.78	61,954,000.00	-38,360.00	1,217,162.81	-----	63,004,063.97
	Subtotal		014	0104	000	13,544,521.34	157,824,340.00	-38,360.00	61,507,776.40	229,264.26	109,593,460.68
Total, Office of Inspector General						13,544,521.34	157,824,340.00	-38,360.00	61,507,776.40	229,264.26	109,593,460.68
<b>Office of the Special Trustee for American Indians</b>											
<b>General Fund Accounts</b>											
Federal Trust Programs, Bureau of Trust Funds Administration, Interior Fund Resources:											
Undisbursed Funds	2022		014	0120	000	-----	-----	-----	-628,166.75	-----	628,166.75
	2021					42,007.55	-----	-----	20,000.00	-----	22,007.55
	2020					10,000.00	-----	-----	10,000.00	-----	-----
	2019					83,158.09	-----	-----	-----	-----	83,158.09
	No Year					62,745,727.10	99,742,775.00	-----	100,444,805.80	-----	62,043,696.30
Transfer To:											
Bureau of Trust Funds Administration, Interior	No Year	014	014	0120	001	4,032,011.51	9,667,000.00	-----	10,724,609.24	-----	2,974,402.27
Bureau of Trust Funds Administration, Interior	No Year	014	014	0120	020	657,425.04	162,225.00	-----	-----	-----	819,650.04
	Subtotal		014	0120	000	67,570,329.29	109,572,000.00	-----	110,571,248.29	-----	66,571,081.00
Total, Office of the Special Trustee for American Indians						67,570,329.29	109,572,000.00	-----	110,571,248.29	-----	66,571,081.00
<b>National Indian Gaming Commission</b>											
<b>General Fund Accounts</b>											
Salaries and Expenses, National Indian Gaming Commission, Interior Fund Resources:											
Undisbursed Funds	No Year		014	0118	000	1,622,009.70	-----	-----	141,081.39	-----	1,480,928.31
<b>Special Fund Accounts</b>											

Footnotes at End of Chapter

## Appropriations, Outlays, and Balances - Continued

Appropriation or Fund Account  Title	Account Symbol					Balances, Beginning of Fiscal Year	Appropriations and Other Obligational Authority <sup>1</sup>	Transfers Borrowings and Investment (Net) <sup>2</sup>	Outlays (Net)	Balances Withdrawn and Other Transactions <sup>3</sup>	Balances, End of Fiscal Year
	Period of Availability	ATA	AID	MAIN	SUB						
National Indian Gaming Commission, Gaming Activity Fees Fund Resources:											
Undisbursed Funds	No Year		014	5141	000	14,788,265.80	21,045,110.46	-----	20,652,458.17	-----	15,180,918.09
Total, National Indian Gaming Commission						16,410,275.50	21,045,110.46	-----	20,793,539.56	-----	16,661,846.40
<b>Department-Wide Programs</b>											
<b>General Fund Accounts</b>											
Wildfire Suppression Operations Reserve Fund, Department-Wide Programs, Interior Fund Resources:											
Undisbursed Funds	No Year		014	0130	000	282,000,000.00	330,000,000.00	-282,000,000.00	-----	-----	330,000,000.00
Office of Natural Resources Revenue, Department-Wide Programs, Interior Fund Resources:											
Undisbursed Funds	2022-2023		014	1113	000	-----	101,489,000.00	-----	92,266,519.96	-----	9,222,480.04
	2021-2022					6,390,316.80	-----	-----	6,390,316.80	-----	-----
	2020-2021					74,929.45	-----	-----	-11,730.52	-----	86,659.97
	2019-2020					30,986.70	-----	-----	2,521.94	-----	28,464.76
	2018-2019					25,931.67	-----	-----	-----	-----	25,931.67
	No Year					66,944,026.63	68,151,000.00	-----	47,587,979.57	-----	87,507,047.06
	Subtotal		014	1113	000	73,466,191.25	169,640,000.00	-----	146,235,607.75	-----	96,870,583.50
Payments in Lieu of Taxes, Office of the Secretary Fund Resources:											
Undisbursed Funds	2022		014	1114	000	-----	549,816,590.00	-----	549,765,375.37	-----	51,214.63
	2021					12,241.90	-----	-----	-1,497.00	-----	13,738.90
	2020					18,348.80	-----	-----	-498.00	-----	18,846.80
	2019					7,577.55	-----	-----	-----	-----	7,577.55
	2018					1,753.65	-----	-----	-----	-----	1,753.65
	2017					1,371.10	-----	-----	-----	1,371.10	-----
	Subtotal		014	1114	000	41,293.00	549,816,590.00	-----	549,763,380.37	1,371.10	93,131.53
Central Hazardous Materials Fund, Department-Wide Programs, Interior Fund Resources:											
Undisbursed Funds	2020		014	1121	000	11,244,751.60	-----	-----	5,543,727.68	-----	5,701,023.92
	No Year					5,661,873.64	1,303,352.04	-4,159,654.13	-4,293,195.20	-----	7,098,766.75
Transfer To:											
Bureau of Reclamation, Interior	No Year	014	014	1121	006	35,474.35	-----	-----	14,760.68	-----	20,713.67
United States Geological Survey, Interior	No Year	014	014	1121	008	275,718.77	-----	150,000.00	283,411.19	-----	142,307.58
National Park Service, Interior	No Year	014	014	1121	010	16,761,287.94	2,342,005.24	3,796,092.96	4,625,414.15	-----	18,273,971.99
Bureau of Land Management, Interior	No Year	014	014	1121	011	6,270,664.10	1,466,934.90	209,152.41	2,496,681.64	-----	5,450,069.77
United States Fish and Wildlife Service, Interior	No Year	014	014	1121	016	4,707,012.75	4,822,239.82	4,408.76	2,793,805.51	-----	6,739,855.82
Bureau of Indian Affairs, Interior	No Year	014	014	1121	020	142,752.43	101,468.00	-----	46,357.79	-----	197,862.64

Footnotes at End of Chapter

Appropriations, Outlays, and Balances - Continued

Appropriation or Fund Account  Title	Account Symbol				Balances, Beginning of Fiscal Year	Appropriations and Other Obligational Authority <sup>1</sup>	Transfers Borrowings and Investment (Net) <sup>2</sup>	Outlays (Net)	Balances Withdrawn and Other Transactions <sup>3</sup>	Balances, End of Fiscal Year	
	Period of Availability	ATA	AID	MAIN SUB							
Subtotal		014	1121	000	45,099,535.58	10,036,000.00	0.00	11,510,963.44	-----	43,624,572.14	
Wildland Fire Management, Department-Wide Programs, Interior Fund Resources:											
Undisbursed Funds	2022-2025	014	1125	000	-----	275,000.00	-----	-----	-----	275,000.00	
	No Year				4,926,590.00	244,856,200.00	34,970,500.00	-----	-----	284,753,290.00	
Transfer To:											
Departmental Offices, Interior	2022-2025	014	014	1125	001	-----	1,900,207.00	-----	-----	1,900,207.00	
	2021-2024					2,020,500.00	-----	1,846,466.38	-----	174,033.62	
	2020-2023					16,048.52	-----	16,048.52	-----	-----	
	No Year					15,027,981.93	29,361,000.00	1,911,500.00	22,289,648.00	-----	24,010,833.93
National Park Service, Interior	No Year	014	014	1125	010	54,020,026.31	156,260,000.00	45,023,000.00	174,925,139.82	-----	80,377,886.49
Bureau of Land Management, Interior	No Year	014	014	1125	011	272,525,289.31	675,030,800.00	144,045,000.00	679,898,880.63	-----	411,702,208.68
United States Fish & Wildlife Service, Interior	No Year	014	014	1125	016	32,089,277.64	107,259,000.00	13,300,000.00	98,408,869.04	-----	54,239,408.60
Bureau of Indian Affairs, Interior	No Year	014	014	1125	020	83,083,258.11	317,117,000.00	42,750,000.00	323,584,153.40	-----	119,366,104.71
Subtotal		014	1125	000	463,708,971.82	1,532,059,207.00	282,000,000.00	1,300,969,205.79	-----	976,798,973.03	
Natural Resource Damage Assessment Fund, Natural Resource Damage Assessment and Restoration, Interior Fund Resources:											
Undisbursed Funds	No Year	014	1618	000	5,297,983.32	4,389,381.00	-1,645,610.38	3,807,971.96	-----	4,233,781.98	
Transfer To:											
Bureau of Reclamation, Interior	No Year	014	014	1618	006	192,660.96	19,155.00	-----	18,819.58	-----	192,996.38
U.S. Geological Survey, Interior	No Year	014	014	1618	008	1,959,203.09	818,540.00	207,342.50	1,124,325.45	-----	1,860,760.14
National Park Service, Interior	No Year	014	014	1618	010	1,647,690.62	1,238,622.00	312,843.32	799,132.63	-----	2,400,023.31
Bureau of Land Management, Interior	No Year	014	014	1618	011	465,595.59	95,000.00	249,067.00	74,845.97	-----	734,816.62
U.S. Fish and Wildlife Service, Interior	No Year	014	014	1618	016	4,435,968.55	1,277,302.00	846,016.36	1,657,393.44	-----	4,901,893.47
Bureau of Indian Affairs, Interior	No Year	014	014	1618	020	626,010.18	95,000.00	30,341.20	64,053.74	-----	687,297.64
Subtotal		014	1618	000	14,625,112.31	7,933,000.00	0.00	7,546,542.77	-----	15,011,569.54	
Energy Community Revitalization Program, Department-Wide Programs, Interior Fund Resources:											
Undisbursed Funds	2022-2030	014	2641	000	-----	4,614,508,523.00	-----	775,903.60	-----	4,613,732,619.40	
	No Year				-----	6,990,000.00	-----	31,121.08	-----	6,958,878.92	
Transfer To:											
Office of the Solicitor, Interior	2022-2030	014	014	2641	003	-----	658,000.00	-----	36,940.43	-----	621,059.57
National Park Service, Interior	2022-2030	014	014	2641	007	-----	11,658,000.00	-----	121,031.85	-----	11,536,968.15
U.S. Geological Survey, Interior	2022-2030	014	014	2641	008	-----	239,652.00	-----	46,000.00	-----	193,652.00
Bureau of Land Management, Interior	2022-2030	014	014	2641	011	-----	2,190,490.00	-----	108,366.53	-----	2,082,123.47
U.S. Fish and Wildlife Service, Interior	2022-2030	014	014	2641	016	-----	15,996,600.00	-----	22,300.65	-----	15,974,299.35
Bureau of Indian Affairs, Interior	2022-2030	014	014	2641	020	-----	690,735.00	-----	-----	-----	690,735.00
Subtotal		014	2641	000	- 0 -	4,652,932,000.00	-----	1,141,664.14	-----	4,651,790,335.86	

Footnotes at End of Chapter

## Appropriations, Outlays, and Balances - Continued

Appropriation or Fund Account  Title	Account Symbol				Balances, Beginning of Fiscal Year	Appropriations and Other Obligational Authority <sup>1</sup>	Transfers Borrowings and Investment (Net) <sup>2</sup>	Outlays (Net)	Balances Withdrawn and Other Transactions <sup>3</sup>	Balances, End of Fiscal Year	
	Period of Availability	ATA	AID	MAIN							SUB
<b>Special Fund Accounts</b>											
Natural Resource Damage Assessment and Restoration Fund, Office of the Secretary											
Fund Resources:											
Undisbursed Funds	No Year		014	5198	000	14,973,421.72	589,639,305.83	-409,309,744.44	180,979,100.40	-----	14,323,882.71
Transfer To:											
Bureau of Reclamation, Interior	No Year	014	014	5198	006	76,003.85	-----	-----	-----	-----	76,003.85
U.S. Geological Survey, Interior	No Year	014	014	5198	008	6,742,741.86	1,154,624.00	6,345,880.03	4,319,731.79	-----	9,923,514.10
National Park Service, Interior	No Year	014	014	5198	010	40,815,577.09	124,425.72	6,653,905.84	5,608,015.49	-----	41,985,893.16
Bureau of Land Management, Interior	No Year	014	014	5198	011	958,621.72	48,355.00	-6,465.57	114,806.80	-----	885,704.35
U.S. Fish and Wildlife Service, Interior	No Year	014	014	5198	016	120,584,653.46	6,342,200.60	24,080,794.41	49,801,154.90	-----	101,206,493.27
Bureau of Indian Affairs, Interior	No Year	014	014	5198	020	143,057.73	-----	-74,270.00	-----	-----	68,787.73
Unrealized Discount on Investments			014	5198	000	-6,701,323.68	-----	-3,845,414.75	-----	-----	-10,546,738.43
Investments in US Treasury Securities						2,025,042,980.79	-----	337,740,686.75	-----	-----	2,362,783,667.54
					Subtotal	2,202,635,734.54	597,308,911.15	-38,414,628.03	240,822,809.38	-----	2,520,707,208.28
National Parks and Public Land Legacy Restoration Fund, Department-Wide Programs, Interior											
Fund Resources:											
Undisbursed Funds	No Year		014	5715	000	297,104.48	1,132,083,145.08	-1,132,380,249.56	-----	-----	-----
Transfer To:											
National Park Service	No Year	014	014	5715	007	81,793,886.78	610,000,000.00	-----	364,619,706.15	-----	327,174,180.63
Bureau of Land Management	No Year	014	014	5715	011	10,264,329.73	24,840,560.00	-----	19,741,814.98	-----	15,363,074.75
U.S. Fish and Wildlife Service	No Year	014	014	5715	016	3,597,508.14	20,790,957.00	-----	24,136,904.67	-----	251,560.47
Bureau of Indian Education	No Year	014	014	5715	077	10,046,955.27	9,550,000.00	-----	1,994,920.10	-----	17,602,035.17
FHWA GAOA LRF Allocations	No Year	069	014	5715	005	-----	3,000,000.00	-----	434,044.37	-----	2,565,955.63
Unrealized Discount on Investments			014	5715	000	-475,496.14	-----	-35,959,002.00	-----	-----	-36,434,498.14
Investments in US Treasury Securities						1,660,475,496.14	-----	1,168,339,251.56	-----	-----	2,828,814,747.70
					Subtotal	1,765,999,784.40	1,800,264,662.08	-----	410,927,390.27	-----	3,155,337,056.21
<b>Intragovernmental Funds</b>											
Working Capital Fund, Departmental Management											
Fund Resources:											
Undisbursed Funds	No Year		014	4523	000	397,432,145.45	91,436,000.00	-----	101,009,922.57	-----	387,858,222.88
Interior Franchise Fund, Departmental Management											
Fund Resources:											
Undisbursed Funds	No Year		014	4529	000	592,435,560.79	-----	-----	-655,776,237.07	-----	1,248,211,797.86
Total, Department-Wide Programs						5,837,444,329.14	9,741,426,370.23	-38,414,628.03	2,114,151,249.41	1,371.10	13,426,303,450.83
Total, Departmental Offices						8,786,575,589.46	16,570,590,368.45	-38,452,988.03	7,558,087,655.58	2,670,776.66	17,757,954,537.64
<b>Deductions for Offsetting Receipts</b>											
Proprietary Receipts from the Public						-----	-12,721,314,826.73	-----	-12,721,314,826.73	-----	-----

Footnotes at End of Chapter

Appropriations, Outlays, and Balances - Continued

Appropriation or Fund Account  Title	Account Symbol				Balances, Beginning of Fiscal Year	Appropriations and Other Obligational Authority <sup>1</sup>	Transfers Borrowings and Investment (Net) <sup>2</sup>	Outlays (Net)	Balances Withdrawn and Other Transactions <sup>3</sup>	Balances, End of Fiscal Year
	Period of Availability	ATA	AID	MAIN						
Intrabudgetary Receipts Deducted by Agency					-----	-282,227,890.26	-----	-282,227,890.26	-----	-----
Offsetting Governmental Receipts					-----	-285,613.28	-----	-285,613.28	-----	-----
Total, Offsetting Receipts					-----	-13,003,828,330.27	-----	-13,003,828,330.27	-----	-----
Total, Department of the Interior					36,015,726,373.43	46,840,955,894.38	-38,452,988.03	13,917,336,023.31	178,034,481.99	68,722,858,774.48
<b>Memorandum</b>										
<b>Financing Accounts</b>										
<b>Public Enterprise Funds</b>										
Assistance to American Samoa Direct Loan Financing Account, Office of the Secretary										
Fund Resources:										
Undisbursed Funds	No Year		014	4163	000	-----	-----	-511,440.11	-511,440.11	-----
Authority to Borrow from the Treasury						-----	196,697.89	-196,697.89	-----	-----
Subtotal			014	4163	000	- 0 -	196,697.89	-708,138.00	-511,440.11	- 0 -
Guaranteed Loan Financing Account, Bureau of Indian Affairs, Interior										
Fund Resources:										
Undisbursed Funds	No Year		014	4415	000	77,904,048.76	-----	64,500.00	9,877,887.01	68,090,661.75
Authority to Borrow from the Treasury						-----	64,500.00	-64,500.00	-----	-----
Subtotal			014	4415	000	77,904,048.76	64,500.00	-----	9,877,887.01	68,090,661.75
Direct Loan Financing Account, Bureau of Indian Affairs, Interior										
Fund Resources:										
Undisbursed Funds	No Year		014	4416	000	25,042.54	-----	-655,600.00	-710,178.00	79,620.54
<b>Intragovernmental Funds</b>										
Direct Loans, Loan Financing Account, Bureau of Reclamation										
Fund Resources:										
Undisbursed Funds	No Year		014	4547	000	-----	-----	-1,202,687.30	-1,202,687.30	-----
Total, Financing Accounts						77,929,091.30	261,197.89	-2,566,425.30	7,453,581.60	68,170,282.29

Footnotes at End of Chapter

## Appropriations, Outlays, and Balances - Continued

### Footnotes

- 1 The amounts in this column, unless otherwise footnoted, represent appropriations, increases and rescissions in borrowing authority or new contract authority. Appropriation accounts with appropriation transfer activity are presented in Table 1 (Appropriations and Appropriation Transfers) at the end of this chapter.
- 2 The amounts in this column, unless otherwise footnoted, represent transfers - other than appropriation transfers, borrowings (gross), investments (net), unrealized discounts or funds held outside the Treasury.
- 3 The amounts in this column, unless otherwise footnoted, represent obligated balances canceled for fiscal year 2017 pursuant to 31 U.S.C. 1553 and adjustments to borrowing and contract authority.
- 4 The opening balance of 014 X 5016 000 has been adjusted during the current fiscal year by -\$50,133.00 and does not agree with last year's closing balance.
- 5 The opening balance of 014 X 5032 000 has been adjusted during the current fiscal year by -\$78,804.00 and does not agree with last year's closing balance.
- 6 The opening balance of 014 X 5044 000 has been adjusted during the current fiscal year by -\$2,356.00 and does not agree with last year's closing balance.
- 7 The opening balance of 014 X 5133 000 has been adjusted during the current fiscal year by -\$93,949.00 and does not agree with last year's closing balance.
- 8 The opening balance of 014 X 5896 000 has been adjusted during the current fiscal year by -\$16,627.00 and does not agree with last year's closing balance.
- 9 Represents capital transfer to miscellaneous receipts.
- 10 The opening balance of 014 X 5103 000 has been adjusted during the current fiscal year by -\$34,486.00 and does not agree with last year's closing balance.
- 11 The opening balance(s) of the following account(s) have been adjusted during the current fiscal year and do not agree with last year's closing balance(s):

<u>Account Symbol: (ATA, AID, POA, MAIN, SUB)</u>	<u>Adjustment</u>
014 X 5173 000 - Undi sbursed Funds	\$3, 561, 520. 40
014 X 5035 000 - Unfunded Contract Authori ty	\$13, 830, 000. 00

- 12 Subject to disposition by the administrative agency.
- 13 The opening balance of 014 X 5241 000 has been adjusted during the current fiscal year by -\$14,697.00 and does not agree with last year's closing balance.
- 14 The opening balance of 014 X 5536 000 has been adjusted during the current fiscal year by -\$5,008,158.00 and does not agree with last year's closing balance.
- 15 The letter (T) denotes that the account by law is a trust account, but for reporting purposes is treated as other than trust.

Appropriations, Outlays, and Balances - Continued

Footnotes

Table 1 - Appropriations and Appropriation Transfers - Department of the Interior

AID	ATA	Period of Availability	MAIN	Net Appropriations and Appropriation Transfers	Appropriation Amount	Net Appropriation Transfers	AID Involved	ATA Involved	Period of Availability Involved	MAIN Involved	Amount From or To (-)
014	012	X	5573	500,000.00	0.00	500,000.00	014		X	5573	500,000.00
014		X	0102	202,709,525.00	349,341,000.00	-146,631,475.00	014		X	0104	-1,685,000.00
							014		X	2100	-1,955,460.00
							014	014	X	0102	-2,253,439.00
							014	014	X	0102	-1,505,512.00
							014	014	X	0102	-8,268,915.00
							014	014	X	0102	-12,902,434.00
							014	014	X	0102	-25,808,971.00
							014	014	X	0102	-87,100,478.00
							014	014	X	0102	-5,151,266.00
014		X	0104	61,954,000.00	0.00	61,954,000.00	014		X	0102	1,685,000.00
							014		X	0804	835,000.00
							014		X	1125	2,038,000.00
							014		X	1611	455,000.00
							014		X	2100	216,000.00
							014		X	2301	250,000.00
							014		X	2641	10,000.00
							014		X	5015	56,465,000.00
014		2224	0104	363,340.00	0.00	363,340.00	014		2224	0804	363,340.00
014		2230	0104	23,375,000.00	0.00	23,375,000.00	014		2230	2641	23,375,000.00
014		X	0120	99,742,775.00	109,572,000.00	-9,829,225.00	014	014	X	0120	-9,667,000.00
							014	014	X	0120	-162,225.00
014		X	0680	3,408,142,539.37	2,170,312,538.37	1,237,830,001.00	014		X	2699	123,000,000.00
							014		X	4079	-5,584,000.00
							014		X	4081	-70,717,000.00
							014		X	5430	1,447,262,426.00
							014		X	5483	-10,000,000.00
							014		X	5624	-206,131,425.00
							014		X	5668	-40,000,000.00
014		X	0787	56,450,000.00	81,450,000.00	-25,000,000.00	014		X	5174	-25,000,000.00
014		X	0804	351,901,000.00	352,736,000.00	-835,000.00	014		X	0104	-835,000.00
014		2224	0804	72,304,660.00	72,668,000.00	-363,340.00	014		2224	0104	-363,340.00



## Appropriations, Outlays, and Balances - Continued

### Footnotes

Table 1 - Appropriations and Appropriation Transfers - Department of the Interior

AID	ATA	Period of Availability	MAIN	Net Appropriations and Appropriation Transfers	Appropriation Amount	Net Appropriation Transfers	AID Involved	ATA Involved	Period of Availability Involved	MAIN Involved	Amount From or To (-)
014		X	1036	1,035,041.82	0.00	1,035,041.82	014		X	5762	1,035,041.82
014		22	1036	2,423,112,000.00	2,426,412,000.00	-3,300,000.00	247		22	5721	-3,300,000.00
014		2223	1036	327,644,432.00	340,616,000.00	-12,971,568.00	011		2223	1070	129,945.00
							014	069	2223	1036	-13,101,513.00
014		2223	1109	1,063,662,000.00	1,065,812,000.00	-2,150,000.00	014	014	2223	1109	-2,150,000.00
014		X	1121	1,303,352.04	10,036,000.00	-8,732,647.96	014	014	X	1121	-2,342,005.24
							014	014	X	1121	-1,466,934.90
							014	014	X	1121	-4,822,239.82
							014	014	X	1121	-101,468.00
014		X	1125	244,856,200.00	1,533,697,000.00	-1,288,840,800.00	012		X	1115	325,000.00
							014		X	0104	-2,038,000.00
							014		X	1611	-2,100,000.00
							014	014	X	1125	-29,361,000.00
							014	014	X	1125	-156,260,000.00
							014	014	X	1125	-675,030,800.00
							014	014	X	1125	-107,259,000.00
							014	014	X	1125	-317,117,000.00
014		2225	1125	275,000.00	0.00	275,000.00	012		2225	1122	2,175,207.00
							014	014	2225	1125	-1,900,207.00
014		X	1611	225,543,775.00	216,000,000.00	9,543,775.00	012		X	1106	7,498,775.00
							014		X	0104	-455,000.00
							014		X	1125	2,100,000.00
							014		2223	1611	400,000.00
014		2223	1611	1,444,332,000.00	1,444,732,000.00	-400,000.00	014		X	1611	-400,000.00
014		X	1618	4,389,381.00	7,933,000.00	-3,543,619.00	014	014	X	1618	-19,155.00
							014	014	X	1618	-818,540.00
							014	014	X	1618	-1,238,622.00
							014	014	X	1618	-95,000.00
							014	014	X	1618	-1,277,302.00
							014	014	X	1618	-95,000.00
014		X	2100	104,121,460.00	43,200,000.00	60,921,460.00	014		X	0102	1,955,460.00
							014		X	0104	-216,000.00

Footnotes

Table 1 - Appropriations and Appropriation Transfers - Department of the Interior

AID	ATA	Period of Availability	MAIN	Net Appropriations and Appropriation Transfers	Appropriation Amount	Net Appropriation Transfers	AID Involved	ATA Involved	Period of Availability Involved	MAIN Involved	Amount From or To (-)
							014		2223	2100	59,182,000.00
014		2223	2100	1,811,431,626.00	1,820,334,000.00	-8,902,374.00	014		X	2100	-59,182,000.00
							014		2223	2106	50,279,626.00
014		2223	2106	967,321,374.00	1,017,601,000.00	-50,279,626.00	014		2223	2100	-50,279,626.00
014		X	2301	196,971,000.00	187,221,000.00	9,750,000.00	014		X	0104	-250,000.00
							014		1728	5639	10,000,000.00
014		X	2303	102,463,000.00	1,000,000.00	101,463,000.00	014		X	2699	101,463,000.00
014		X	2631	109,106,000.00	0.00	109,106,000.00	014		X	2699	109,106,000.00
014		X	2641	6,990,000.00	7,000,000.00	-10,000.00	014		X	0104	-10,000.00
014		2230	2641	4,614,508,523.00	4,675,000,000.00	-60,491,477.00	012		2230	1106	-5,683,000.00
							014		2230	0104	-23,375,000.00
							014	014	2230	2641	-658,000.00
							014	014	2230	2641	-11,658,000.00
							014	014	2230	2641	-239,652.00
							014	014	2230	2641	-2,190,490.00
							014	014	2230	2641	-15,996,600.00
							014	014	2230	2641	-690,735.00
014		X	2699	701,362,000.00	2,500,000,000.00	-1,798,638,000.00	014		X	0680	-123,000,000.00
							014		X	2303	-101,463,000.00
							014		X	2631	-109,106,000.00
							014		X	4079	-133,294,000.00
							014		X	5620	-210,425,000.00
							014		X	5668	-98,765,000.00
							014		X	5740	-1,022,585,000.00
014		X	4079	138,878,000.00	0.00	138,878,000.00	014		X	0680	5,584,000.00
							014		X	2699	133,294,000.00
014		X	4081	70,717,000.00	0.00	70,717,000.00	014		X	0680	70,717,000.00
014		X	5015	11,359,035,000.00	11,415,500,000.00	-56,465,000.00	014		X	0104	-56,465,000.00
014		X	5174	25,000,000.00	0.00	25,000,000.00	014		X	0787	25,000,000.00
014		X	5198	-14,894,247.09	0.00	-14,894,247.09	012		X	5215	-45,830.00
							013		X	4316	-6,258,300.77
							014	014	X	5198	-1,154,624.00

## Appropriations, Outlays, and Balances - Continued

### Footnotes

Table 1 - Appropriations and Appropriation Transfers - Department of the Interior

AID	ATA	Period of Availability	MAIN	Net Appropriations and Appropriation Transfers	Appropriation Amount	Net Appropriation Transfers	AID Involved	ATA Involved	Period of Availability Involved	MAIN Involved	Amount From or To (-)
							014	014	X	5198	-124,425.72
							014	014	X	5198	-48,355.00
							014	014	X	5198	-6,342,200.60
							068		X	4365	-920,511.00
014		X	5425	-6,590,711.32	0.00	-6,590,711.32	013		X	5362	-6,590,711.32
014		X	5430	26,035.63	1,447,288,461.63	-1,447,262,426.00	014		X	0680	-1,447,262,426.00
014		X	5483	10,000,000.00	0.00	10,000,000.00	014		X	0680	10,000,000.00
014		X	5573	-2,160,000.00	0.00	-2,160,000.00	014	012	X	5573	-500,000.00
							014	014	X	5573	-1,400,000.00
							014	068	X	5573	-260,000.00
014		X	5620	210,425,000.00	0.00	210,425,000.00	014		X	2699	210,425,000.00
014		X	5624	206,131,425.00	0.00	206,131,425.00	014		X	0680	206,131,425.00
014		1728	5639	25,000,000.00	35,000,000.00	-10,000,000.00	014		X	2301	-10,000,000.00
014		X	5668	138,765,000.00	0.00	138,765,000.00	014		X	0680	40,000,000.00
							014		X	2699	98,765,000.00
014		X	5715	1,128,262,762.00	1,900,000,000.00	-771,737,238.00	012		X	5716	-103,555,721.00
							014	014	X	5715	-610,000,000.00
							014	014	X	5715	-24,840,560.00
							014	014	X	5715	-20,790,957.00
							014	014	X	5715	-9,550,000.00
							014	069	X	5715	-3,000,000.00
014		X	5740	1,128,654,658.68	106,069,658.68	1,022,585,000.00	014		X	2699	1,022,585,000.00
014		X	5762	0.00	1,035,041.82	-1,035,041.82	014		X	1036	-1,035,041.82
014		X	8151	494,400,000.00	0.00	494,400,000.00	070		X	8147	658,419,189.83
							070		X	8149	-95,098,710.80
							096		X	8333	-68,920,479.03
014		X	8370	15,099,000.00	0.00	15,099,000.00	070		X	8185	15,099,000.00
014	014	X	0102	2,253,439.00	0.00	2,253,439.00	014		X	0102	2,253,439.00
014	014	X	0102	1,505,512.00	0.00	1,505,512.00	014		X	0102	1,505,512.00
014	014	X	0102	8,268,915.00	0.00	8,268,915.00	014		X	0102	8,268,915.00
014	014	X	0102	12,902,434.00	0.00	12,902,434.00	014		X	0102	12,902,434.00
014	014	X	0102	25,808,971.00	0.00	25,808,971.00	014		X	0102	25,808,971.00

## Appropriations, Outlays, and Balances - Continued

### Footnotes

Table 1 - Appropriations and Appropriation Transfers - Department of the Interior

AID	ATA	Period of Availability	MAIN	Net Appropriations and Appropriation Transfers	Appropriation Amount	Net Appropriation Transfers	AID Involved	ATA Involved	Period of Availability Involved	MAIN Involved	Amount From or To (-)
014	014	X	0102	87,100,478.00	0.00	87,100,478.00	014		X	0102	87,100,478.00
014	014	X	0102	5,151,266.00	0.00	5,151,266.00	014		X	0102	5,151,266.00
014	014	X	0120	9,667,000.00	0.00	9,667,000.00	014		X	0120	9,667,000.00
014	014	X	0120	162,225.00	0.00	162,225.00	014		X	0120	162,225.00
014	014	2223	1109	2,150,000.00	0.00	2,150,000.00	014		2223	1109	2,150,000.00
014	014	X	1121	2,342,005.24	0.00	2,342,005.24	014		X	1121	2,342,005.24
014	014	X	1121	1,466,934.90	0.00	1,466,934.90	014		X	1121	1,466,934.90
014	014	X	1121	4,822,239.82	0.00	4,822,239.82	014		X	1121	4,822,239.82
014	014	X	1121	101,468.00	0.00	101,468.00	014		X	1121	101,468.00
014	014	X	1125	29,361,000.00	0.00	29,361,000.00	014		X	1125	29,361,000.00
014	014	X	1125	156,260,000.00	0.00	156,260,000.00	014		X	1125	156,260,000.00
014	014	X	1125	675,030,800.00	0.00	675,030,800.00	014		X	1125	675,030,800.00
014	014	X	1125	107,259,000.00	0.00	107,259,000.00	014		X	1125	107,259,000.00
014	014	X	1125	317,117,000.00	0.00	317,117,000.00	014		X	1125	317,117,000.00
014	014	2225	1125	1,900,207.00	0.00	1,900,207.00	014		2225	1125	1,900,207.00
014	014	X	1618	19,155.00	0.00	19,155.00	014		X	1618	19,155.00
014	014	X	1618	818,540.00	0.00	818,540.00	014		X	1618	818,540.00
014	014	X	1618	1,238,622.00	0.00	1,238,622.00	014		X	1618	1,238,622.00
014	014	X	1618	95,000.00	0.00	95,000.00	014		X	1618	95,000.00
014	014	X	1618	1,277,302.00	0.00	1,277,302.00	014		X	1618	1,277,302.00
014	014	X	1618	95,000.00	0.00	95,000.00	014		X	1618	95,000.00
014	014	2230	2641	658,000.00	0.00	658,000.00	014		2230	2641	658,000.00
014	014	2230	2641	11,658,000.00	0.00	11,658,000.00	014		2230	2641	11,658,000.00
014	014	2230	2641	239,652.00	0.00	239,652.00	014		2230	2641	239,652.00
014	014	2230	2641	2,190,490.00	0.00	2,190,490.00	014		2230	2641	2,190,490.00
014	014	2230	2641	15,996,600.00	0.00	15,996,600.00	014		2230	2641	15,996,600.00
014	014	2230	2641	690,735.00	0.00	690,735.00	014		2230	2641	690,735.00
014	014	X	5198	1,154,624.00	0.00	1,154,624.00	014		X	5198	1,154,624.00
014	014	X	5198	124,425.72	0.00	124,425.72	014		X	5198	124,425.72
014	014	X	5198	48,355.00	0.00	48,355.00	014		X	5198	48,355.00
014	014	X	5198	6,342,200.60	0.00	6,342,200.60	014		X	5198	6,342,200.60
014	014	X	5573	1,400,000.00	0.00	1,400,000.00	014		X	5573	1,400,000.00

## Appropriations, Outlays, and Balances - Continued

### Footnotes

Table 1 - Appropriations and Appropriation Transfers - Department of the Interior

AID	ATA	Period of Availability	MAIN	Net Appropriations and Appropriation Transfers	Appropriation Amount	Net Appropriation Transfers	AID Involved	ATA Involved	Period of Availability Involved	MAIN Involved	Amount From or To (-)
014	014	X	5715	610,000,000.00	0.00	610,000,000.00	014		X	5715	610,000,000.00
014	014	X	5715	24,840,560.00	0.00	24,840,560.00	014		X	5715	24,840,560.00
014	014	X	5715	20,790,957.00	0.00	20,790,957.00	014		X	5715	20,790,957.00
014	014	X	5715	9,550,000.00	0.00	9,550,000.00	014		X	5715	9,550,000.00
091	014	22	0400	1,697,775.00	0.00	1,697,775.00	091		22	0400	1,697,775.00
014	068	X	5573	260,000.00	0.00	260,000.00	014		X	5573	260,000.00
014	069	2223	1036	13,101,513.00	0.00	13,101,513.00	014		2223	1036	13,101,513.00
014	069	X	5715	3,000,000.00	0.00	3,000,000.00	014		X	5715	3,000,000.00
<b>Total</b>				<b>35,732,538,328.41</b>	<b>35,337,566,700.50</b>	<b>394,971,627.91</b>					<b>394,971,627.91</b>

Appropriations, Outlays, and Balances - Continued

Appropriation or Fund Account  Title	Account Symbol				Balances, Beginning of Fiscal Year	Appropriations and Other Obligational Authority <sup>1</sup>	Transfers Borrowings and Investment (Net) <sup>2</sup>	Outlays (Net)	Balances Withdrawn and Other Transactions <sup>3</sup>	Balances, End of Fiscal Year	
	Period of Availability	ATA	AID	MAIN							SUB
<p><b>Department of Justice</b> <b>General Administration</b> <b>General Fund Accounts</b></p>											
<p>Salaries and Expenses, General Administration, Justice Fund Resources:</p>											
Undisbursed Funds	2022-2023		015	0129	000	-----	4,000,000.00	-----	4,000,000.00	-----	-----
	2022					-----	123,794,000.00	-----	109,383,923.44	-----	14,410,076.56
	2021					8,722,646.27	-----	-----	7,279,778.84	-----	1,442,867.43
	2020					2,817,609.85	-----	-----	-1,040,546.96	-----	3,858,156.81
	2019					4,178,629.78	-----	-----	-129,249.83	-----	4,307,879.61
	2018					11,816,031.17	-----	-----	87,972.38	-----	11,728,058.79
	2017					3,560,052.60	-----	-3,480,293.74	28,383.86	51,375.00	-----
	No Year					17,103,479.32	68,560,000.00	-----	981,802.89	-----	84,681,676.43
	Subtotal		015	0129	000	48,198,448.99	196,354,000.00	-3,480,293.74	120,592,064.62	51,375.00	120,428,715.63
<p>Counterterrorism Fund, General Administration, Justice Fund Resources:</p>											
Undisbursed Funds	No Year		015	0130	000	-106.40	-----	-----	734.86	-----	<sup>45</sup> -841.26
<p>Tactical Law Enforcement Wireless Communications, General Administration, Justice Fund Resources:</p>											
Undisbursed Funds	No Year		015	0132	000	665,011.77	-----	-----	398,015.21	-----	266,996.56
<p>Justice Information Sharing Technology, General Administration, Justice Fund Resources:</p>											
Undisbursed Funds	No Year		015	0134	000	37,336,987.66	39,829,691.00	-----	37,237,098.98	-----	39,929,579.68
<p>Office of Inspector General, General Administration, Justice Fund Resources:</p>											
Undisbursed Funds	2022-2023		015	0328	000	-----	-----	2,800,000.00	-----	-----	2,800,000.00
	2022					-----	118,000,000.00	-2,800,000.00	101,007,067.29	-----	14,192,932.71
	2021-2022					3,074,029.19	-----	600,000.00	2,596,873.35	-----	1,077,155.84
	2021					7,741,489.16	-----	-600,000.00	4,824,491.26	-----	2,316,997.90
	2020-2021					1,207,514.33	-----	-----	1,193,476.29	-----	14,038.04
	2020					801,132.83	-----	-----	-1,368,795.87	-----	2,169,928.70
	2019					2,828,525.88	-----	-----	-614,129.46	-----	3,442,655.34
	2018					1,624,055.04	-----	-----	161.91	-----	1,623,893.13
	2017					840,862.18	-----	-589,866.17	192,153.16	58,842.85	-----
	No Year					12,856,504.32	10,000,000.00	-----	1,595,248.02	-----	21,261,256.30
Funds Held Outside the Treasury	2020					50,300.00	-----	-----	-----	-----	50,300.00
	2017					500.00	-----	-----	-----	-----	500.00
	Subtotal		015	0328	000	31,024,912.93	128,000,000.00	-589,866.17	109,426,545.95	58,842.85	48,949,657.96

Footnotes at End of Chapter

**Appropriations, Outlays, and Balances - Continued**

Appropriation or Fund Account  Title	Account Symbol				Balances, Beginning of Fiscal Year	Appropriations and Other Obligational Authority <sup>1</sup>	Transfers Borrowings and Investment (Net) <sup>2</sup>	Outlays (Net)	Balances Withdrawn and Other Transactions <sup>3</sup>	Balances, End of Fiscal Year	
	Period of Availability	ATA	AID	MAIN SUB							
Executive Office for Immigration Review, General Administration, Justice Fund Resources: Undisbursed Funds	2022-2026		015	0339	000	----- 5,623,068.00	----- -----	----- -----	----- -----	----- 5,623,068.00	
	2022					----- 754,376,932.00	----- -----	----- 575,967,463.89	----- -----	----- 178,409,468.11	
	2021					206,240,144.55	----- -----	----- 146,441,512.32	----- -----	----- 59,798,632.23	
	2020					47,552,578.52	----- -14,661,735.00	----- 4,855,348.84	----- -----	----- 28,035,494.68	
	2019					21,560,338.38	----- -5,338,265.00	----- 584,348.10	----- -----	----- 15,637,725.28	
	2018					3,204,272.25	----- -----	----- -58,604.80	----- -----	----- 3,262,877.05	
	2017					5,857,812.72	----- -3,883,646.56	----- 1,873,418.35	----- 100,747.81	----- -----	
	No Year					51,663,223.72	----- 20,000,000.00	----- 11,917,502.34	----- -----	----- 59,745,721.38	
	Subtotal		015	0339	000	336,078,370.14	760,000,000.00	-3,883,646.56	741,580,989.04	100,747.81	350,512,986.73
<b>Intragovernmental Funds</b>											
Working Capital Fund, Justice Fund Resources: Undisbursed Funds	No Year		015	4526	000	712,727,710.66	----- 122,878,663.63	----- 147,942,692.57	----- 6 234,839,000.00	----- 452,824,681.72	
<b>Trust Fund Accounts</b>											
Justice Gift Fund, Justice Fund Resources: Undisbursed Funds	No Year		015	8305	000	13,597.39	275,000.00	----- -----	----- -----	----- 288,597.39	
Total, General Administration						1,166,044,933.14	1,124,458,691.00	114,924,857.16	1,157,178,141.23	235,049,965.66	1,013,200,374.41
<b>United States Parole Commission</b>											
<b>General Fund Accounts</b>											
Salaries and Expenses, United States Parole Commission, Justice Fund Resources: Undisbursed Funds	2022		015	1061	000	----- 14,238,000.00	----- -----	----- 8,185,607.14	----- -----	----- 6,052,392.86	
	2021					4,390,983.84	----- -----	----- 1,142,561.14	----- -----	----- 3,248,422.70	
	2020					2,358,499.64	----- -----	----- 165,616.74	----- -----	----- 2,192,882.90	
	2019					1,796,721.48	----- -----	----- -240.23	----- -----	----- 1,796,961.71	
	2018					731,734.10	----- -----	----- 86.40	----- -----	----- 731,647.70	
	2017					380,486.65	----- -375,486.65	----- -----	----- 5,000.00	----- -----	
	Subtotal		015	1061	000	9,658,425.71	14,238,000.00	-375,486.65	9,493,631.19	5,000.00	14,022,307.87
Total, United States Parole Commission						9,658,425.71	14,238,000.00	-375,486.65	9,493,631.19	5,000.00	14,022,307.87
<b>Legal Activities and U.S. Marshals</b>											
<b>General Fund Accounts</b>											
Salaries and Expenses, Foreign Claims Settlement Commission, Justice Fund Resources: Undisbursed Funds	2022		015	0100	000	----- 2,434,000.00	----- -----	----- 1,800,365.65	----- -----	----- 633,634.35	
	2021					592,712.20	----- -----	----- 115,820.29	----- -----	----- 476,891.91	

Footnotes at End of Chapter

Appropriations, Outlays, and Balances - Continued

Appropriation or Fund Account  Title	Account Symbol				Balances, Beginning of Fiscal Year	Appropriations and Other Obligational Authority <sup>1</sup>	Transfers Borrowings and Investment (Net) <sup>2</sup>	Outlays (Net)	Balances Withdrawn and Other Transactions <sup>3</sup>	Balances, End of Fiscal Year
	Period of Availability	ATA	AID	MAIN SUB						
	2020				506,544.47	-----	-----	20,182.99	-----	486,361.48
	2019				640,926.89	-----	-----	37,026.43	-----	603,900.46
	2018				550,100.80	-----	-----	-----	-----	550,100.80
	2017				557,505.55	-----	-552,505.00	-----	5,000.55	-----
	Subtotal		015	0100 000	2,847,789.91	2,434,000.00	-552,505.00	1,973,395.36	5,000.55	2,750,889.00
Payment of Vietnam and U.S.S. Pueblo Prisoner of War Claims, Foreign Claims Settlement Commission, Justice Fund Resources:										
Undisbursed Funds	No Year		015	0104 000	17,970.99	-----	-----	-----	-----	17,970.99
Salaries and Expenses, General Legal Activities, Justice Fund Resources:										
Undisbursed Funds	2022-2023		015	0128 000	-----	9,700,000.00	-----	5,796,122.23	-----	3,903,877.77
	2022				-----	996,610,000.00	250,000.00	897,396,055.96	-----	99,463,944.04
	2021-2022				-5,371,595.42	-----	-----	-5,309,658.56	-----	<sup>4</sup> -61,936.86
	2021				125,780,471.23	-----	-500,000.00	88,272,139.62	-----	37,008,331.61
	2020-2021				287,914.33	-----	-----	326,726.46	-----	<sup>4</sup> -38,812.13
	2020				21,677,658.12	-----	-6,600,000.00	-5,099,071.93	-----	20,176,730.05
	2019-2020				-14,247.28	-----	-----	-8,609.78	-----	<sup>4</sup> -5,637.50
	2019				20,965,737.69	-----	-7,635,829.00	63,780.26	-----	13,266,128.43
	2018-2019				-313.18	-----	-----	-313.18	-----	-----
	2018				10,633,685.95	-----	-9,018,861.00	-1,805,278.88	-----	3,420,103.83
	2017-2018				-41.91	-----	-----	491.86	-----	<sup>4</sup> -533.77
	2017				5,498,927.62	-----	-4,500,000.00	724,675.30	274,252.32	-----
	2016-2017				16,777.43	-----	-----	16,777.43	-----	-----
	No Year				56,291,881.22	7,890,000.00	28,254,690.00	28,527,325.82	-----	63,909,245.40
	Subtotal		015	0128 000	235,766,855.80	1,014,200,000.00	250,000.00	1,008,901,162.61	274,252.32	241,041,440.87
Construction, United States Marshals Service, Justice Fund Resources:										
Undisbursed Funds	No Year		015	0133 000	66,880,944.74	15,000,000.00	-----	28,100,703.97	-----	53,780,240.77
Victims Compensation Fund, General Legal Activities, Justice Fund Resources:										
Undisbursed Funds	No Year		015	0139 000	<sup>7</sup> 64,013,932.60	1,456,582,114.39	-----	1,454,341,067.83	-----	66,254,979.16
Fees and Expenses of Witnesses, Justice Fund Resources:										
Undisbursed Funds	No Year		015	0311 000	685,584,338.48	254,610,000.00	-----	278,903,365.28	-----	661,290,973.20
Salaries and Expenses, Antitrust Division, Justice Fund Resources:										
Undisbursed Funds	No Year		015	0319 000	111,860,125.81	1,355,795.00	-----	1,711,449.45	-----	111,504,471.36

Footnotes at End of Chapter



## Appropriations, Outlays, and Balances - Continued

Appropriation or Fund Account  Title	Account Symbol				Balances, Beginning of Fiscal Year	Appropriations and Other Obligational Authority <sup>1</sup>	Transfers Borrowings and Investment (Net) <sup>2</sup>	Outlays (Net)	Balances Withdrawn and Other Transactions <sup>3</sup>	Balances, End of Fiscal Year	
	Period of Availability	ATA	AID	MAIN							SUB
Salaries and Expenses, United States Attorneys, Justice Fund Resources: Undisbursed Funds	2022-2023		015	0322	000	----- 6,331,467.00	----- -----	7,751,867.85	-----	^ -1,420,400.85	
	2022					----- 2,419,868,000.00	----- -----	2,065,177,494.90	-----	354,690,505.10	
	2021-2022					-4,869,194.31	----- -161,414.00	-1,646,436.13	-----	^ -3,384,172.18	
	2021					338,215,710.61	-----	262,171,312.51	-----	76,044,398.10	
	2020-2021					-4,565,697.73	-----	-4,440,801.98	-----	^ -124,895.75	
	2020					71,313,239.14	----- -15,000,000.00	20,312,668.29	-----	36,000,570.85	
	2019-2020					-72,693.24	-----	-112,784.94	-----	40,091.70	
	2019					44,641,308.37	----- -5,000,000.00	5,014,230.56	-----	34,627,077.81	
	2018-2019					193,476.43	-----	-3,853.47	-----	197,329.90	
	2018					54,422,743.78	-----	4,070,553.63	-----	50,352,190.15	
	2017-2018					106,963.06	-----	-5,556.03	-----	112,519.09	
	2017					16,871,071.99	----- -16,776,175.98	-205,103.99	300,000.00	-----	
	2016-2017					428,334.51	-----	-428,334.51	-----	-----	
	No Year					90,437,669.82	-----	20,000,000.00	-----	101,733,173.36	
	Subtotal		015	0322	000	607,122,932.43	2,426,199,467.00	-17,365,924.49	2,366,788,087.66	300,000.00	648,868,387.28
Salaries and Expenses, United States Marshals Service, Justice Fund Resources: Undisbursed Funds	2022-2023		015	0324	000	----- 11,278,663.00	----- -----	7,260,527.51	-----	4,018,135.49	
	2022					----- 1,560,800,000.00	----- -----	1,307,943,591.50	-----	252,856,408.50	
	2021-2022					1,098,423.38	----- -66,364.00	676,246.56	-----	355,812.82	
	2021					207,799,754.42	----- -8,700,000.00	156,522,995.29	-----	42,576,759.13	
	2020-2021					373,852.55	-----	157,907.94	-----	215,944.61	
	2020					38,351,625.85	----- -16,000,000.00	14,135,241.04	-----	8,216,384.81	
	2019-2020					239,873.40	-----	13,895.26	-----	225,978.14	
	2019					14,359,432.17	-----	5,354,334.84	-----	9,005,097.33	
	2018-2019					125,874.88	-----	-----	-----	125,874.88	
	2018					11,662,440.87	-----	5,775,223.80	-----	5,887,217.07	
	2017-2018					176,636.67	-----	-----	-----	176,636.67	
	2017					441,024.07	----- -300,000.00	134,050.82	6,973.25	-----	
	2016-2017					142,564.10	-----	-137,564.10	5,000.00	-----	
	No Year					53,527,997.69	3,104,336.00	25,000,000.00	25,080,121.83	-----	56,552,211.86
	Subtotal		015	0324	000	328,299,500.05	1,575,182,999.00	-203,928.10	1,523,054,136.39	11,973.25	380,212,461.31
Independent Counsel, Justice Fund Resources: Undisbursed Funds	2022		015	0327	000	----- 3,868,396.97	----- -----	2,278,376.10	-----	1,590,020.87	
	2021					2,990,448.37	-----	1,795,721.42	-----	1,194,726.95	
	Subtotal		015	0327	000	2,990,448.37	3,868,396.97	-----	4,074,097.52	-----	2,784,747.82

Footnotes at End of Chapter

Appropriations, Outlays, and Balances - Continued

Appropriation or Fund Account  Title	Account Symbol				Balances, Beginning of Fiscal Year	Appropriations and Other Obligational Authority <sup>1</sup>	Transfers Borrowings and Investment (Net) <sup>2</sup>	Outlays (Net)	Balances Withdrawn and Other Transactions <sup>3</sup>	Balances, End of Fiscal Year	
	Period of Availability	ATA	AID	MAIN							SUB
Salaries and Expenses, Community Relations Service, Justice Fund Resources:											
Undisbursed Funds	2022		015	0500	000	-----	21,000,000.00	-250,000.00	10,131,859.70	-----	10,618,140.30
	2021					9,402,770.33	-----	-----	5,762,065.63	-----	3,640,704.70
	2020					1,782,827.24	-----	-----	98,838.96	-----	1,683,988.28
	2019					2,154,163.55	-----	-----	-869.85	-----	2,155,033.40
	2018					1,013,373.02	-----	-----	16,158.92	-----	997,214.10
	2017					1,201,169.01	-----	-1,151,169.01	-----	50,000.00	-----
	Subtotal		015	0500	000	15,554,303.15	21,000,000.00	-1,401,169.01	16,008,053.36	50,000.00	19,095,080.78
Federal Prisoner Detention, Justice Fund Resources:											
Undisbursed Funds	No Year		015	1020	000	363,532,700.72	2,220,915,000.00	-----	2,195,360,285.34	-----	389,087,415.38
<b>Special Fund Accounts</b>											
Assets Forfeiture Fund, Justice Fund Resources:											
Undisbursed Funds	No Year		015	5042	000	928,529,481.08	1,731,668,137.05	412,250,000.00	1,594,789,951.36	<sup>6</sup> 127,000,000.00	1,350,657,666.77
Unrealized Discount on Investments						-955,113.76	-----	-14,391,028.41	-----	-----	-15,346,142.17
Investments in US Treasury Securities						1,338,805,113.76	-----	-397,858,971.59	-----	-----	940,946,142.17
	Subtotal		015	5042	000	2,266,379,481.08	1,731,668,137.05	-----	1,594,789,951.36	127,000,000.00	2,276,257,666.77
United States Trustee System Fund, Justice Fund Resources:											
Undisbursed Funds	No Year		015	5073	000	<sup>7</sup> 184,561,976.22	195,759,492.52	74,090,637.70	246,266,388.49	-----	208,145,717.95
Unrealized Discount on Investments						-795,977.23	-----	-709,468.54	-----	-----	-1,505,445.77
Investments in US Treasury Securities						236,427,074.29	-----	-73,381,169.16	-----	-----	163,045,905.13
	Subtotal		015	5073	000	420,193,073.28	195,759,492.52	-----	246,266,388.49	-----	369,686,177.31
United States Victims of State Sponsored Terrorism Fund, General Legal Activities, Justice Fund Resources:											
Undisbursed Funds	No Year		015	5608	000	50,255,564.68	37,715,678.58	-933,711.85	4,102,604.59	-----	82,934,926.82
Unrealized Discount on Investments						-162.66	-----	-65,108.43	-----	-----	-65,271.09
Investments in US Treasury Securities						167,686,489.00	-----	998,820.28	-----	-----	168,685,309.28
	Subtotal		015	5608	000	217,941,891.02	37,715,678.58	-----	4,102,604.59	-----	251,554,965.01
<b>Intragovernmental Funds</b>											
Justice Prisoner and Alien Transportation System Fund, United States Marshals Service, Justice Fund Resources:											
Undisbursed Funds	No Year		015	4575	000	58,346,825.72	-----	-----	3,309,185.19	-----	55,037,640.53
Total, Legal Activities and U.S. Marshals						5,447,333,114.15	10,956,491,080.51	-19,273,526.60	10,727,683,934.40	127,641,226.12	5,529,225,507.54
<b>National Security Division</b>											
<b>General Fund Accounts</b>											

Footnotes at End of Chapter

**Appropriations, Outlays, and Balances - Continued**

Appropriation or Fund Account  Title	Account Symbol				Balances, Beginning of Fiscal Year	Appropriations and Other Obligational Authority <sup>1</sup>	Transfers Borrowings and Investment (Net) <sup>2</sup>	Outlays (Net)	Balances Withdrawn and Other Transactions <sup>3</sup>	Balances, End of Fiscal Year
	Period of Availability	ATA	AID	MAIN						
Salaries and Expenses, National Security Division, Justice Fund Resources: Undisbursed Funds	2022-2023		015	1300	000	----- 1,100,000.00	----- -----	----- -----	----- -----	----- 1,100,000.00
	2022					----- 120,681,000.00	----- -----	----- 101,550,141.51	----- -----	----- 19,130,858.48
	2021					28,399,043.58	----- -4,000,000.00	----- 15,334,600.60	----- -----	----- 9,064,442.98
	2020					8,765,419.60	----- -2,000,000.00	----- 347,615.59	----- -----	----- 6,417,804.01
	2019					1,914,440.07	----- -----	----- 418,564.02	----- -----	----- 1,495,876.05
	2018					2,283,964.18	----- -----	----- 75,727.59	----- -----	----- 2,208,236.59
	2017					778,064.66	----- -763,940.07	----- -35,875.41	----- 50,000.00	----- -----
	No Year					6,311,763.10	----- 6,763,940.07	----- 807,865.35	----- -----	----- 12,267,837.82
	Subtotal		015	1300	000	48,452,695.19	----- 121,781,000.00	----- -----	----- 118,498,639.25	----- 50,000.00
Total, National Security Division						48,452,695.19	----- 121,781,000.00	----- -----	----- 118,498,639.25	----- 50,000.00
<b>Radiation Exposure Compensation</b>										
<b>General Fund Accounts</b>										
Payment to the Radiation Exposure Compensation Trust Fund, Justice Fund Resources: Undisbursed Funds	2022		015	0333	000	----- 70,000,000.00	----- -----	----- 70,000,000.00	----- -----	----- -----
<b>Trust Fund Accounts</b>										
Radiation Exposure Compensation Trust Fund, Justice Fund Resources: Undisbursed Funds	No Year		015	8116	000	32,310,178.69	70,000,000.00	----- 66,554,675.84	----- -----	35,755,502.85
Total, Radiation Exposure Compensation						32,310,178.69	140,000,000.00	----- 136,554,675.84	----- -----	35,755,502.85
<b>Interagency Law Enforcement</b>										
<b>General Fund Accounts</b>										
Interagency Crime and Drug Enforcement, Interagency Law Enforcement, Justice Fund Resources: Undisbursed Funds	2022		015	0323	000	----- 500,458,000.00	----- -----	----- 454,854,045.29	----- -----	----- 45,603,954.71
	2021					46,224,075.61	----- -----	----- 38,529,266.32	----- -----	----- 7,694,809.29
	2020					6,734,380.17	----- -----	----- 2,048,117.16	----- -----	----- 4,686,263.01
	2019					4,859,381.63	----- -----	----- 859,323.48	----- -----	----- 4,000,058.15
	2018					17,767,771.12	----- -----	----- 11,175,976.35	----- -----	----- 6,591,794.77
	2017					1,741,981.28	----- -181,993.09	----- 1,484,402.68	----- 75,585.51	----- -----
	No Year					75,746,543.78	50,000,000.00	----- 56,365,345.00	----- -----	----- 69,381,198.78
	Subtotal		015	0323	000	153,074,133.59	550,458,000.00	-181,993.09	565,316,476.28	75,585.51
Total, Interagency Law Enforcement						153,074,133.59	550,458,000.00	-181,993.09	565,316,476.28	75,585.51
<b>Federal Bureau of Investigation</b>										
<b>General Fund Accounts</b>										

Footnotes at End of Chapter

Appropriations, Outlays, and Balances - Continued

Appropriation or Fund Account  Title	Account Symbol				Balances, Beginning of Fiscal Year	Appropriations and Other Obligational Authority <sup>1</sup>	Transfers Borrowings and Investment (Net) <sup>2</sup>	Outlays (Net)	Balances Withdrawn and Other Transactions <sup>3</sup>	Balances, End of Fiscal Year
	Period of Availability	ATA	AID	MAIN SUB						
Salaries and Expenses, Federal Bureau of Investigation, Justice Fund Resources: Undisbursed Funds	2022-2023		015	0200	000	45,743,810.00		-4,811,040.69		50,554,850.69
	2022					10,119,395,000.00	-7,633,500.00	7,916,455,080.39		2,195,306,419.61
	2021-2022					175,104,101.88	633,172.00	110,222,426.50		65,514,847.38
	2021					1,955,058,667.40	-4,753,169.40	1,641,283,378.37		309,022,119.63
	2020-2021					-15,722,097.95		-5,625,566.71		<sup>4</sup> -10,096,531.24
	2020					250,539,216.03	-9,023,077.25	102,747,757.77		138,768,381.01
	2019-2020					-7,311,756.93		-1,829,583.03		<sup>4</sup> -5,482,173.90
	2019					146,241,221.65	-20,065,575.00	17,816,628.80		108,359,017.85
	2018-2019					-1,542,084.33		-399,371.47		<sup>4</sup> -1,142,712.86
	2018					48,756,556.47	-5,932,218.00	8,078,669.94		34,745,668.53
	2017-2018					-1,310,464.86		-52,630.09		<sup>4</sup> -1,257,834.77
	2017					7,090,109.10	-15,401,450.25	-8,449,155.75	137,814.60	
	2016-2017					150,923.32	-152,352.57	-136,957.34	135,528.09	
	No Year					1,010,822,229.27	208,787,267.00	56,922,183.00	260,889,268.34	1,015,642,410.93
Funds Held Outside the Treasury	2022						7,633,500.00			7,633,500.00
	2021					13,453,987.95	-3,619,013.60			9,834,974.35
	2020					9,267,515.00	-776,922.75			8,490,592.25
	2019					6,780,520.00	-1,834,425.00			4,946,095.00
	2018					13,108,400.00	-67,782.00			13,040,618.00
	Subtotal		015	0200	000	3,610,487,044.00	10,373,926,077.00	-4,070,630.82	10,036,188,905.03	273,342.69
Construction, Federal Bureau of Investigation, Justice Fund Resources: Undisbursed Funds	No Year		015	0203	000	1,700,344,040.07	632,000,000.00		239,708,441.23	2,092,635,598.84
Total, Federal Bureau of Investigation						5,310,831,084.07	11,005,926,077.00	-4,070,630.82	10,275,897,346.26	273,342.69
<b>Drug Enforcement Administration</b>										
<b>General Fund Accounts</b>										
Salaries and Expenses, Drug Enforcement Administration, Justice Fund Resources: Undisbursed Funds	2022-2023		015	1100	000	14,710,097.00		-3,423,470.05		18,133,567.05
	2022					2,421,522,000.00	-15,584,599.00	1,912,365,624.45		493,571,776.55
	2021-2022					16,019,635.51	607,449.00	11,056,991.56		5,570,092.95
	2021					486,699,987.84	1,854,323.85	387,802,126.61		100,752,185.08
	2020-2021					5,318,398.01		4,094,509.65		1,223,888.36
	2020					91,511,787.43	-45,323,777.00	14,400,772.49		31,787,237.94
	2019-2020					161,040.56		26,695.00		134,345.56
	2019					29,349,854.78	-14,327,200.00	6,390,738.57		8,631,916.21
	2018-2019					129,766.79		121,123.57		8,643.22

Footnotes at End of Chapter

## Appropriations, Outlays, and Balances - Continued

Appropriation or Fund Account  Title	Account Symbol				Balances, Beginning of Fiscal Year	Appropriations and Other Obligational Authority <sup>1</sup>	Transfers Borrowings and Investment (Net) <sup>2</sup>	Outlays (Net)	Balances Withdrawn and Other Transactions <sup>3</sup>	Balances, End of Fiscal Year	
	Period of Availability	ATA	AID	MAIN							SUB
	2018				14,481,160.81	-----	-3,042,025.00	3,003,034.91	-----	8,436,100.90	
	2017-2018				23.56	-----	-----	23.56	-----	-----	
	2017				1,290,287.47	-----	-1,198,228.00	9,587.34	82,472.13	-----	
Funds Held Outside the Treasury	No Year				185,605,045.91	7,967,437.00	77,716,203.00	135,751,920.16	-----	135,536,765.75	
	2022				-----	-----	15,584,599.00	-----	-----	15,584,599.00	
	2021				15,679,296.85	-----	-15,679,296.85	-----	-----	-----	
	Subtotal		015	1100	000	846,246,285.52	2,444,199,534.00	607,449.00	2,471,599,677.82	82,472.13	819,371,118.57
Construction, Drug Enforcement Administration, Justice Fund Resources: Undisbursed Funds	No Year		015	1101	000	50,499,000.00	-----	-----	37,840.01	-----	50,461,159.99
<b>Special Fund Accounts</b>											
Diversion Control Fee Account, Justice Fund Resources: Undisbursed Funds	No Year		015	5131	000	168,094,288.99	574,877,948.14	-----	506,191,245.90	-----	236,780,991.23
Total, Drug Enforcement Administration						1,064,839,574.51	3,019,077,482.14	607,449.00	2,977,828,763.73	82,472.13	1,106,613,269.79
<b>Bureau of Alcohol, Tobacco, Firearms, and Explosives</b>											
<b>General Fund Accounts</b>											
Salaries and Expenses, Bureau of Alcohol, Tobacco, Firearms and Explosives, Justice Fund Resources: Undisbursed Funds	2022-2023		015	0700	000	-----	295,589.00	-----	-----	-----	295,589.00
	2022					-----	1,531,071,000.00	-8,188,801.47	1,237,755,697.84	-----	285,126,500.69
	2021-2022					288,195.93	-----	-----	229,289.73	-----	58,906.20
	2021					281,152,179.04	-----	4,278,801.47	232,606,893.74	-----	52,824,086.77
	2020-2021					52,994.76	-----	-----	4,419.33	-----	48,575.43
	2020					29,055,689.71	-----	-8,100,000.00	1,707,639.62	-----	19,248,050.09
	2019-2020					70,508.64	-----	-----	-----	-----	70,508.64
	2019					15,105,021.59	-----	-4,000,000.00	1,393,294.97	-----	9,711,726.62
	2018-2019					39,958.32	-----	-----	-----	-----	39,958.32
	2018					2,177,887.21	-----	-1,100,000.00	-2,193,660.13	-----	3,271,547.34
	2017-2018					19,285.49	-----	-----	-349.00	-----	19,634.49
	2017					3,463,577.23	-----	-3,200,969.87	51,958.72	210,648.64	-----
	2016-2017					35,832.37	-----	-30,832.37	-----	5,000.00	-----
Funds Held Outside the Treasury	No Year					147,370,597.18	-----	16,610,309.00	7,812,982.48	-----	156,167,923.70
	2022					-----	-----	8,188,801.47	-----	-----	8,188,801.47
	2021					8,278,801.47	-----	-8,278,801.47	-----	-----	-----
	Subtotal		015	0700	000	487,110,528.94	1,531,366,589.00	-3,821,493.24	1,479,368,167.30	215,648.64	535,071,808.76
Total, Bureau of Alcohol, Tobacco, Firearms, and Explosives						487,110,528.94	1,531,366,589.00	-3,821,493.24	1,479,368,167.30	215,648.64	535,071,808.76

Footnotes at End of Chapter

Appropriations, Outlays, and Balances - Continued

Appropriation or Fund Account  Title	Account Symbol				Balances, Beginning of Fiscal Year	Appropriations and Other Obligational Authority <sup>1</sup>	Transfers Borrowings and Investment (Net) <sup>2</sup>	Outlays (Net)	Balances Withdrawn and Other Transactions <sup>3</sup>	Balances, End of Fiscal Year	
	Period of Availability	ATA	AID	MAIN							SUB
<b>Federal Prison System</b>											
<b>General Fund Accounts</b>											
Buildings and Facilities, Federal Prison System, Justice Fund Resources:											
Undisbursed Funds	No Year		015	1003	000	1,065,762,951.37	235,000,000.00	-----	88,465,604.06	-----	<sup>5</sup> 1,212,297,347.31
Salaries and Expenses, Federal Prison System, Justice Fund Resources:											
Undisbursed Funds	2022		015	1060	000	-----	7,713,847,000.00	-470,450.00	6,587,226,496.72	-----	1,126,150,053.28
	2021-2022					72,490,114.49	-----	-----	14,841,536.02	-----	57,648,578.47
	2021					1,033,421,488.54	-----	446,450.00	727,424,678.95	-----	306,443,259.59
	2020					192,512,299.70	-----	-----	20,681,161.34	-----	171,831,138.36
	2019					84,917,398.95	-----	-----	6,718,679.20	-----	78,198,719.75
	2018-2019					4,087.86	-----	-----	-----	-----	4,087.86
	2018					206,930,314.91	-----	-----	774,213.54	-----	206,156,101.37
	2017					89,469,733.00	-----	-88,904,053.00	471,904.74	93,775.26	-----
	2016-2017					358,872.58	-----	-358,872.58	-----	-----	-----
	No Year					70,727,316.44	-----	-----	10,032,154.53	-----	60,695,161.91
Transfer To:											
Health Resources and Services Administration, Health and Human Services	2022	075	015	1060	003	-----	95,153,000.00	-----	95,152,250.34	-----	749.66
	2021					11,834,602.56	-----	-----	8,417,587.61	-----	3,417,014.95
	2020					910,471.30	-----	-----	11,629.73	-----	898,841.57
	2019					3,119,560.19	-----	-----	22,226.32	-----	3,097,333.87
	2018					1,232,184.67	-----	-----	-----	-----	1,232,184.67
	2017					1,357,037.31	-----	-1,351,432.69	5,604.62	-----	-----
Funds Held Outside the Treasury	2022		015	1060	000	-----	-----	470,450.00	-----	-----	470,450.00
	2021					446,450.00	-----	-446,450.00	-----	-----	-----
	Subtotal		015	1060	000	1,769,731,932.50	7,809,000,000.00	-90,614,358.27	7,471,780,123.66	93,775.26	2,016,243,675.31
<b>Intragovernmental Funds</b>											
Prison Industries Fund, Justice Fund Resources:											
Undisbursed Funds	No Year		015	4500	000	29,644,416.58	-----	-2,902,432.67	7,163,222.00	-----	19,578,761.91
Unrealized Discount on Investments						-1,678,723.48	-----	41,447.99	-----	-----	-1,637,275.49
Investments in US Treasury Securities						276,934,869.84	-----	2,860,984.68	-----	-----	279,795,854.52
	Subtotal		015	4500	000	304,900,562.94	-----	0.00	7,163,222.00	-----	297,737,340.94
<b>Trust Fund Accounts</b>											
Commissary Funds, Federal Prisons, Justice Fund Resources:											
Undisbursed Funds	No Year		015	8408	000	137,198,591.51	-----	-----	-29,278,672.53	-----	166,477,264.04

Footnotes at End of Chapter

## Appropriations, Outlays, and Balances - Continued

Appropriation or Fund Account  Title	Account Symbol					Balances, Beginning of Fiscal Year	Appropriations and Other Obligational Authority <sup>1</sup>	Transfers Borrowings and Investment (Net) <sup>2</sup>	Outlays (Net)	Balances Withdrawn and Other Transactions <sup>3</sup>	Balances, End of Fiscal Year
	Period of Availability	ATA	AID	MAIN	SUB						
Total, Federal Prison System						3,277,594,038.32	8,044,000,000.00	-90,614,358.27	7,538,130,277.19	93,775.26	3,692,755,627.60
<b>Office of Justice Programs</b>											
<b>General Fund Accounts</b>											
Weed and Seed Program Fund, Justice Fund Resources:											
Undisbursed Funds	No Year		015	0334	000	489.44	-5,943.72	-----	-5,454.28	-----	-----
Research, Evaluation, and Statistics, Office of Justice Programs, Justice Fund Resources:											
Undisbursed Funds	2020		015	0401	000	943,801.20	-----	-----	51,094.64	-----	892,706.56
	2018					50,000.00	-----	-----	50,000.00	-----	-----
	No Year					350,066,995.83	158,851,858.27	-----	124,878,008.30	-----	384,040,845.80
	Subtotal		015	0401	000	351,060,797.03	158,851,858.27	-----	124,979,102.94	-----	384,933,552.36
Public Safety Officers Benefits, Office of Justice Programs, Justice Fund Resources:											
Undisbursed Funds	No Year		015	0403	000	111,510,859.21	212,913,413.49	-----	176,750,684.77	-----	147,673,587.93
State and Local Law Enforcement Assistance, Office of Justice Programs, Justice Fund Resources:											
Undisbursed Funds	2021-2022		015	0404	000	1,100,000.00	-----	-----	969,691.66	-----	130,308.34
	No Year					4,817,102,360.32	2,350,668,004.41	-----	1,535,601,449.09	-----	5,632,168,915.64
	Subtotal		015	0404	000	4,818,202,360.32	2,350,668,004.41	-----	1,536,571,140.75	-----	5,632,299,223.98
Juvenile Justice Programs, Office of Justice Programs, Justice Fund Resources:											
Undisbursed Funds	No Year		015	0405	000	714,126,249.18	343,286,081.04	-----	278,202,603.46	-----	779,209,726.76
Community Oriented Policing Services, Office of Justice Programs, Justice Fund Resources:											
Undisbursed Funds	No Year		015	0406	000	949,107,536.61	460,744,000.00	-----	222,372,011.38	-----	1,187,479,525.23
Violence Against Women Prevention and Prosecution Programs, Office of Justice Programs, Justice Fund Resources:											
Undisbursed Funds	No Year		015	0409	000	1,309,951,989.68	557,500,000.00	-----	432,890,803.69	-----	1,434,561,185.99
<b>Special Fund Accounts</b>											
Crime Victims Fund, Justice Fund Resources:											
Undisbursed Funds	No Year		015	5041	000	9,338,235,239.62	220,168,465.52	-----	2,567,114,490.73	-----	6,991,289,214.41
Transfer To:											
Administration for Children and Families, Health and Human Services	No Year	075	015	5041	016	48,297,264.40	16,983,085.55	-----	14,066,584.20	-----	51,213,765.75
	Subtotal		015	5041	000	9,386,532,504.02	237,151,551.07	-----	2,581,181,074.93	-----	7,042,502,980.16

Footnotes at End of Chapter

Appropriations, Outlays, and Balances - Continued

Appropriation or Fund Account  Title	Account Symbol				Balances, Beginning of Fiscal Year	Appropriations and Other Obligational Authority <sup>1</sup>	Transfers Borrowings and Investment (Net) <sup>2</sup>	Outlays (Net)	Balances Withdrawn and Other Transactions <sup>3</sup>	Balances, End of Fiscal Year	
	Period of Availability	ATA	AID	MAIN							SUB
Domestic Trafficking Victims' Fund, Office of Justice Programs, Justice Fund Resources: Undisbursed Funds	No Year		015	5606	000	17,862,699.03	1,552,525.34	5,000,000.00	5,682,420.38	-----	18,732,803.99
<b>Trust Fund Accounts</b>											
Gifts, Crime Victims Fund, Office of Justice Programs, Justice Fund Resources: Undisbursed Funds	No Year		015	8306	000	25,810.80	1,023.00	-----	-----	-----	26,833.80
Total, Office of Justice Programs						17,658,381,295.32	4,322,662,512.90	5,000,000.00	5,358,624,388.02	-----	16,627,419,420.20
<b>Deductions for Offsetting Receipts</b>											
Proprietary Receipts from the Public						-----	-152,024,014.14	-----	-152,024,014.14	-----	-----
Intrabudgetary Receipts Deducted by Agency						-----	181,180,439.34	-----	181,180,439.34	-----	-----
Offsetting Governmental Receipts						-----	-770,408,415.98	-----	-770,408,415.98	-----	-----
Total, Offsetting Receipts						-----	-741,251,990.78	-----	-741,251,990.78	-----	-----
Total, Department of Justice						34,655,630,001.63	40,089,207,441.77	2,194,817.49	39,603,322,449.91	363,487,016.01	34,780,222,794.97

Footnotes at End of Chapter



## Appropriations, Outlays, and Balances - Continued

---

### Footnotes

---

- 1 The amounts in this column, unless otherwise footnoted, represent appropriations, increases and rescissions in borrowing authority or new contract authority. Appropriation accounts with appropriation transfer activity are presented in Table 1 (Appropriations and Appropriation Transfers) at the end of this chapter.
- 2 The amounts in this column, unless otherwise footnoted, represent transfers - other than appropriation transfers, borrowings (gross), investments (net), unrealized discounts or funds held outside the Treasury.
- 3 The amounts in this column, unless otherwise footnoted, represent obligated balances canceled for fiscal year 2017 pursuant to 31 U.S.C. 1553 and adjustments to borrowing and contract authority.
- 4 Subject to disposition by the administrative agency.
- 5 This account was not certified to Treasury in accordance with Treasury certification standards to indicate the amounts were certified with the criteria of 31 U. S. C. 1501.
- 6 Represents capital transfer to miscellaneous receipts.
- 7 The opening balance(s) of the following account(s) have been adjusted during the current fiscal year and do not agree with last year's closing balance(s):

<u>Account Symbol: (ATA, AID, POA, MAIN, SUB)</u>	<u>Adjustment</u>
015            X   0139   000   - Undi sbursed Funds	\$64,013,932.60
015            X   5073   000   - Undi sbursed Funds	-\$13,583,061.00

## Appropriations, Outlays, and Balances - Continued

### Footnotes

Table 1 - Appropriations and Appropriation Transfers - Department of Justice

AID	ATA	Period of Availability	MAIN	Net Appropriations and Appropriation Transfers	Appropriation Amount	Net Appropriation Transfers	AID Involved	ATA Involved	Period of Availability Involved	MAIN Involved	Amount From or To (-)
015		X	0128	7,890,000.00	3,390,000.00	4,500,000.00	015		X	0404	1,500,000.00
							015		X	0406	3,000,000.00
015		X	0129	68,560,000.00	67,000,000.00	1,560,000.00	015		X	0134	1,560,000.00
015		X	0134	39,829,691.00	38,000,000.00	1,829,691.00	011		X	5512	3,389,691.00
							015		X	0129	-1,560,000.00
015		X	0200	208,787,267.00	100,000,000.00	108,787,267.00	011		X	5512	41,887,267.00
							015		22	0200	66,900,000.00
015		22	0200	10,119,395,000.00	10,186,295,000.00	-66,900,000.00	015		X	0200	-66,900,000.00
015		2223	0200	45,743,810.00	43,600,000.00	2,143,810.00	011		2223	1070	2,143,810.00
015		2223	0322	6,331,467.00	5,000,000.00	1,331,467.00	011		2223	1070	1,331,467.00
015		X	0324	3,104,336.00	0.00	3,104,336.00	011		X	5512	3,104,336.00
015		22	0324	1,560,800,000.00	1,580,000,000.00	-19,200,000.00	015		X	1020	-19,200,000.00
015		2223	0324	11,278,663.00	10,300,000.00	978,663.00	011		2223	1070	978,663.00
015		X	0328	10,000,000.00	0.00	10,000,000.00	015		X	5041	10,000,000.00
015		22	0339	754,376,932.00	756,000,000.00	-1,623,068.00	015		2226	0339	-5,623,068.00
							070		X	5088	4,000,000.00
015		2226	0339	5,623,068.00	0.00	5,623,068.00	015		22	0339	5,623,068.00
015		X	0401	162,175,860.00	70,000,000.00	92,175,860.00	015		X	0404	40,475,860.00
							015		X	0405	7,200,000.00
							015		X	0406	42,000,000.00
							015		X	0409	2,500,000.00
015		X	0404	2,437,824,140.00	2,493,000,000.00	-55,175,860.00	013		X	0500	-1,500,000.00
							015		X	0128	-1,500,000.00
							015		X	0401	-40,475,860.00
							015		X	1020	-11,700,000.00
015		X	0405	352,800,000.00	360,000,000.00	-7,200,000.00	015		X	0401	-7,200,000.00
015		X	0406	475,744,000.00	531,744,000.00	-56,000,000.00	015		X	0128	-3,000,000.00
							015		X	0401	-42,000,000.00
							015		X	1020	-11,000,000.00
015		X	0409	572,500,000.00	0.00	572,500,000.00	015		X	0401	-2,500,000.00
							015		X	5041	575,000,000.00
015		2223	0700	295,589.00	0.00	295,589.00	011		2223	1070	295,589.00

## Appropriations, Outlays, and Balances - Continued

### Footnotes

Table 1 - Appropriations and Appropriation Transfers - Department of Justice

AID	ATA	Period of Availability	MAIN	Net Appropriations and Appropriation Transfers	Appropriation Amount	Net Appropriation Transfers	AID Involved	ATA Involved	Period of Availability Involved	MAIN Involved	Amount From or To (-)
015		X	1020	2,220,915,000.00	2,123,015,000.00	97,900,000.00	015		22	0324	19,200,000.00
							015		X	0404	11,700,000.00
							015		X	0406	11,000,000.00
							015		22	1060	56,000,000.00
015		22	1060	7,713,847,000.00	7,865,000,000.00	-151,153,000.00	015		X	1020	-56,000,000.00
							015	075	22	1060	-95,153,000.00
015		X	1100	7,967,437.00	0.00	7,967,437.00	011		X	5512	7,967,437.00
015		2223	1100	14,710,097.00	0.00	14,710,097.00	011		2223	1070	14,710,097.00
015		X	5041	-601,983,085.55	0.00	-601,983,085.55	015		X	0328	-10,000,000.00
							015		X	0409	-575,000,000.00
							015	075	X	5041	-16,983,085.55
015	075	22	1060	95,153,000.00	0.00	95,153,000.00	015		22	1060	95,153,000.00
015	075	X	5041	16,983,085.55	0.00	16,983,085.55	015		X	5041	16,983,085.55
<b>Total</b>				<b>26,310,652,357.00</b>	<b>26,232,344,000.00</b>	<b>78,308,357.00</b>					<b>78,308,357.00</b>

Appropriations, Outlays, and Balances - Continued

Appropriation or Fund Account  Title	Account Symbol				Balances, Beginning of Fiscal Year	Appropriations and Other Obligational Authority <sup>1</sup>	Transfers Borrowings and Investment (Net) <sup>2</sup>	Outlays (Net)	Balances Withdrawn and Other Transactions <sup>3</sup>	Balances, End of Fiscal Year	
	Period of Availability	ATA	AID	MAIN							SUB
<p><b>Department of Labor</b>  <b>Employment and Training Administration</b>  <b>General Fund Accounts</b></p>											
<p>Short Time Compensation Programs, Employment and Training Administration, Labor Fund Resources:</p>											
Undisbursed Funds	No Year		016	0168	000	382,217,247.27	-11,352,038.00	-----	217,654,126.35	-----	153,211,082.92
<p>Program Administration, Employment and Training Administration, Labor Fund Resources:</p>											
Undisbursed Funds	2022-2023		016	0172	000	-----	4,926,000.00	-----	4,580,132.81	-----	345,867.19
	2022					-----	112,934,000.00	-----	101,792,453.40	-----	11,141,546.60
	2021-2022					1,965,110.55	-----	-----	1,710,810.63	-----	254,299.92
	2020-2022					1,588,596.46	-----	-----	1,486,556.68	-----	102,039.78
	2021					12,091,682.53	-----	-----	10,523,745.22	-----	1,567,937.31
	2020-2021					5,891,061.85	-----	-----	2,856,286.85	-----	3,034,775.00
	2020					861,139.68	-----	-----	205,356.47	-----	655,783.21
	2019-2020					3,029,391.34	-----	-----	-----	-----	3,029,391.34
	2019					1,009,314.92	-----	-----	141,018.61	-----	868,296.31
	2018-2019					1,611,795.17	-----	-----	583,556.79	-----	1,028,238.38
	2018					205,546.66	-----	-----	821.34	-----	204,725.32
	2017-2018					91,600.93	-----	-----	-----	-----	91,600.93
	2017					1,403,689.52	-----	-----	318.00	1,403,371.52	-----
	2016-2017					34,669.79	-----	-----	-----	34,669.79	-----
	No Year					7,931,528.22	-----	-----	2,639,138.84	-----	5,292,389.38
	Subtotal		016	0172	000	37,715,127.62	117,860,000.00	-----	126,520,195.64	1,438,041.31	27,616,890.67
<p>Training and Employment Services, Employment and Training Administration, Labor Fund Resources:</p>											
Undisbursed Funds	2022-2023		016	0174	000	-----	2,118,501,632.00	-----	53,647,768.93	-----	2,064,853,863.07
	2022					-----	1,767,087,000.00	-----	711,099,542.15	-----	1,055,987,457.85
	2021-2022					1,817,588,592.55	-----	-2,607,763.00	856,244,894.68	-----	958,735,934.87
	2020-2022					241,319,841.71	-----	-236,048.05	83,809,692.43	-----	157,274,101.23
	2021					1,064,879,034.48	-----	-----	669,212,582.53	-----	395,666,451.95
	2020-2021					958,807,512.07	-----	-----	505,465,476.94	-----	453,342,035.13
	2020					360,503,035.05	-----	-140,234.45	247,076,904.66	-----	113,285,895.94
	2019-2020					384,015,712.04	-----	-8,495,975.74	164,454,116.52	-----	211,065,619.78
	2019					42,921,068.18	-----	-2,921,090.00	10,615,053.04	-----	29,384,925.14
	2018-2019					182,894,204.96	-----	-----	78,114,582.03	-----	104,779,622.93
	2018					43,776,983.85	-----	-----	4,437,036.07	-----	39,339,947.78
	2017-2018					40,420,045.05	-----	-----	9,969,000.63	-----	30,451,044.42

Footnotes at End of Chapter

## Appropriations, Outlays, and Balances - Continued

Appropriation or Fund Account  Title	Account Symbol				Balances, Beginning of Fiscal Year	Appropriations and Other Obligational Authority <sup>1</sup>	Transfers Borrowings and Investment (Net) <sup>2</sup>	Outlays (Net)	Balances Withdrawn and Other Transactions <sup>3</sup>	Balances, End of Fiscal Year
	Period of Availability	ATA	AID	MAIN						
	2017				20,833,327.68	-----	-----	-----	20,833,327.68	-----
	2016-2017				22,114,026.43	-----	-----	631,954.22	21,482,072.21	-----
Transfer To:										
Bureau of Indian Affairs	2022-2023	014	016	0174	020	18,716,368.00	-----	1,074,532.00	-----	17,641,836.00
	2021-2022					-----	151,763.00	4,585,484.00	-----	-----
	2020-2022					-----	236,048.05	236,048.05	-----	-----
	2020					-----	140,234.45	140,234.45	-----	-----
	2019-2020					-----	3,815,178.74	3,815,178.74	-----	-----
	Subtotal		016	0174	000	5,184,507,105.05	3,904,305,000.00	-10,057,887.00	3,404,630,082.07	42,315,399.89
Community Service Employment for Older Americans, Employment and Training Administration, Labor Fund Resources:										
Undisbursed Funds	2022-2023		016	0175	000	-----	402,438,000.00	-----	57,032,397.51	-----
	2021-2022					344,794,791.88	-----	-488,000.00	318,590,640.28	-----
	2019-2022					-----	9,681,404.00	5,008,414.80	-----	4,672,989.20
	2020-2021					15,692,223.56	-----	335,285.40	-----	15,356,938.16
	2018-2021					5,146,676.66	-----	4,041,361.00	-----	1,105,315.66
	2019-2020					9,760,609.80	-----	-9,681,404.00	46,209.02	-----
	2017-2020					5,810,047.47	-----	2,043,565.41	-----	3,766,482.06
	2018-2019					1,466,393.51	-----	-----	-26.78	-----
	2016-2019					641,944.25	-----	-----	-----	641,944.25
	2017-2018					843,115.12	-----	-----	69,302.21	-----
	2015-2018					704,041.39	-----	-----	46,133.08	-----
	2016-2017					214,561.82	-----	-----	-----	214,561.82
	2014-2017					240,337.91	-----	-----	-----	240,337.91
	Subtotal		016	0175	000	385,314,743.37	402,438,000.00	-488,000.00	387,213,281.93	454,899.73
Payments to the Unemployment Trust Fund, Employment and Training Administration, Labor Fund Resources:										
Undisbursed Funds	No Year		016	0178	000	-----	-15,732,679,308.10	-----	-15,732,679,308.10	-----
State Unemployment Insurance and Employment Service Operations, Employment and Training Administration, Labor Fund Resources:										
Undisbursed Funds	2022-2023		016	0179	000	-----	81,822,000.00	-----	-82,286,973.13	-----
	2022					-----	-----	-----	-70,901.07	-----
	2021-2022					333,686,835.82	-----	-4,976,000.00	11,121,615.36	-----
	2021					1,048,907.11	-----	-----	-8,041,169.95	-----
	2020-2021					184,636,146.02	-----	-----	54,908,769.06	-----
	2020					3,481,902.33	-----	-----	-285,002.01	-----
	2019-2020					54,945,825.35	-----	-----	46,741,493.35	-----
	2019					604,774.51	-----	-----	-347,738.68	-----

Footnotes at End of Chapter

Appropriations, Outlays, and Balances - Continued

Appropriation or Fund Account  Title	Account Symbol				Balances, Beginning of Fiscal Year	Appropriations and Other Obligational Authority <sup>1</sup>	Transfers Borrowings and Investment (Net) <sup>2</sup>	Outlays (Net)	Balances Withdrawn and Other Transactions <sup>3</sup>	Balances, End of Fiscal Year
	Period of Availability	ATA	AID	MAIN SUB						
	2018-2019				6,143,466.12	-----	-----	4,292,037.80	-----	1,851,428.32
	2018				1,646,646.63	-----	-----	572,588.42	-----	1,074,058.21
	2017-2018				525,341.56	-----	-----	-5,798,158.68	-----	6,323,500.24
	2017				95,794.91	-----	-----	95,794.91	-----	-----
	2016-2017				1,675,221.16	-----	-----	1,675,221.16	-----	-----
	No Year				2,470,230,721.98	-----	-----	939,372,018.07	-----	1,530,858,703.91
	Subtotal		016	0179 000	3,058,721,583.50	81,822,000.00	-4,976,000.00	961,949,594.61	-----	2,173,617,988.89
Office of Job Corps, Employment and Training Administration, Labor Fund Resources:										
Undisbursed Funds	2022-2025		016	0181 000	-----	111,158,982.00	-----	-----	-----	111,158,982.00
	2021-2024				110,666,189.76	-----	-2,200,078.00	20,329,942.98	-----	88,136,168.78
	2022-2023				-----	1,545,838,131.00	-----	63,925,129.63	-----	1,481,913,001.37
	2020-2023				97,624,063.43	-----	-----	40,258,978.14	-----	57,365,085.29
	2022				-----	32,330,000.00	-----	30,863,842.78	-----	1,466,157.22
	2021-2022				1,486,087,482.43	-----	-96,687,361.00	1,059,139,236.18	-----	330,260,885.25
	2019-2022				47,405,646.70	-----	-----	9,740,636.02	-----	37,665,010.68
	2021				3,395,473.43	-----	-----	2,701,444.48	-----	694,028.95
	2020-2021				337,152,212.70	-----	-----	205,543,159.28	-----	131,609,053.42
	2018-2021				44,751,036.24	-----	-----	9,543,694.54	-----	35,207,341.70
	2020				235,695.39	-----	-----	36,140.70	-----	199,554.69
	2019-2020				171,269,196.01	-----	-5,065,961.00	25,695,056.38	-----	140,508,178.63
	2017-2020				3,803,375.45	-----	-----	823,707.38	-----	2,979,668.07
	2019				330,178.45	-----	-----	4,140.65	-----	326,037.80
	2018-2019				79,219,057.56	-----	-----	6,777,032.14	-----	72,442,025.42
	2016-2019				36,983,320.31	-----	-----	-----	-----	36,983,320.31
	2018				711,626.76	-----	-----	-----	-----	711,626.76
	2017-2018				67,134,296.99	-----	-----	310,133.39	-----	66,824,163.60
	2015-2018				5,481,158.17	-----	-----	504,566.25	-----	4,976,591.92
	2017				446,856.26	-----	-----	-----	446,856.26	-----
	2016-2017				44,478,412.14	-----	2,949,055.88	782,325.51	46,645,142.51	-----
	2014-2017				7,458,952.32	-----	10,324.36	88,774.77	7,380,501.91	-----
	No Year				3,343,203.44	-----	-----	-530,799.51	-----	3,874,002.95
Transfer To:										
Department of Agriculture	2022-2025	012	016	0181 000	-----	1,841,018.00	-----	-----	-----	1,841,018.00
	2021-2024				1,822,979.00	-----	2,200,078.00	1,221,279.27	-----	2,801,777.73
	2022-2023				-----	55,986,869.00	-----	22,506,714.37	-----	33,480,154.63
	2020-2023				2,315,583.29	-----	-----	1,324,033.87	-----	991,549.42
	2021-2022				34,957,476.62	-----	94,620,361.00	115,593,204.30	-----	13,984,633.32
	2019-2022				779,659.19	-----	-----	266,622.80	-----	513,036.39

Footnotes at End of Chapter

## Appropriations, Outlays, and Balances - Continued

Appropriation or Fund Account  Title	Account Symbol				Balances, Beginning of Fiscal Year	Appropriations and Other Obligational Authority <sup>1</sup>	Transfers Borrowings and Investment (Net) <sup>2</sup>	Outlays (Net)	Balances Withdrawn and Other Transactions <sup>3</sup>	Balances, End of Fiscal Year	
	Period of Availability	ATA	AID	MAIN							SUB
	2020-2021				14,132,422.67	-----	-----	9,237,069.00	-----	4,895,353.67	
	2018-2021				517,635.25	-----	-----	470,927.52	-----	46,707.73	
	2019-2020				5,804,707.64	-----	-----	332,364.10	-----	5,472,343.54	
	2017-2020				37,892.08	-----	-----	-----	-----	37,892.08	
	2018-2019				3,193,158.49	-----	-----	1,395.76	-----	3,191,762.73	
	2016-2019				24,774.02	-----	-----	-----	-----	24,774.02	
	2017-2018				2,206,609.25	-----	-----	172,660.93	-----	2,033,948.32	
	2015-2018				56,006.49	-----	-----	-----	-----	56,006.49	
	2016-2017				2,948,218.65	-----	-2,949,055.88	-837.23	-----	-----	
	2014-2017				10,324.36	-----	-10,324.36	-----	-----	-----	
	Subtotal		016	0181	000	2,616,784,880.94	1,747,155,000.00	-7,132,961.00	1,627,662,576.38	54,472,500.68	2,674,671,842.88
Office of Job Corps - Recovery Act, Departmental Management, Labor Fund Resources:											
Undisbursed Funds	2009-2010		016	0182	000	34,283,495.91	-----	-----	2,886,665.83	-----	\$ 31,396,830.08
Training and Employment Services - Recovery Act, Employment and Training Administration, Labor Fund Resources:											
Undisbursed Funds	No Year		016	0184	000	21,618,205.61	-----	-----	4,749,732.25	-----	16,868,473.36
Federal Unemployment Benefits and Allowances, Employment and Training Administration, Labor Fund Resources:											
Undisbursed Funds	2022		016	0326	000	-----	509,220,000.00	-----	79,729,173.73	-----	429,490,826.27
	2021					545,619,406.36	-----	-----	3,037,263.96	-----	542,582,142.40
	2020					517,339,193.92	-----	-----	129,938,639.54	-----	387,400,554.38
	2019					438,864,597.57	-----	-----	24,615,598.38	-----	414,248,999.19
	2018					355,679,734.54	-----	-----	-555.00	-----	355,680,289.54
	2017					325,506,579.37	-----	-----	-----	325,506,579.37	-----
	Subtotal		016	0326	000	2,183,009,511.76	509,220,000.00	-----	237,320,120.61	325,506,579.37	2,129,402,811.78
Federal Additional Unemployment Compensation Program - Recovery Act, Employment and Training Administration, Labor Fund Resources:											
Undisbursed Funds	No Year		016	1800	000	17,106,790.19	-153,730.85	-----	-----	-----	16,953,059.34
Federal Unemployment Compensation Program, Employment and Training Administration, Labor Fund Resources:											
Undisbursed Funds	No Year		016	1801	000	28,863,017,468.45	-20,833,054,125.96	-----	3,612,056,982.04	-----	4,417,906,360.45
<b>Special Fund Accounts</b>											
Salaries and Expenses, H-1B Funded, State Unemployment Insurance and Employment Operations, Employment and Training Administration, Labor Fund Resources:											
Undisbursed Funds	2017-2018		016	5142	000	127,618.08	-----	-----	-----	-----	127,618.08
	2016-2017					746,379.43	-----	-----	-----	746,379.43	-----

Footnotes at End of Chapter

Appropriations, Outlays, and Balances - Continued

Appropriation or Fund Account  Title	Account Symbol				Balances, Beginning of Fiscal Year	Appropriations and Other Obligational Authority <sup>1</sup>	Transfers Borrowings and Investment (Net) <sup>2</sup>	Outlays (Net)	Balances Withdrawn and Other Transactions <sup>3</sup>	Balances, End of Fiscal Year
	Period of Availability	ATA	AID	MAIN SUB						
	No Year				<sup>5</sup> 19,773,032.69	23,910,064.50	-----	23,469,188.68	-----	20,213,908.51
	Subtotal		016 5142	000	20,647,030.20	23,910,064.50	-----	23,469,188.68	746,379.43	20,341,526.59
Salaries and Expenses, H-1B Funded, Training and Employment Services, Employment and Training Administration, Labor Fund Resources:										
Undisbursed Funds	No Year		016 5152	000	<sup>6</sup> 474,733,858.98	239,100,641.00	-----	97,327,384.78	<sup>7</sup> 72,000,000.00	544,507,115.20
<b>Trust Fund Accounts</b>										
Unemployment Trust Fund - Treasury Managed, Labor Fund Resources:										
Undisbursed Funds	No Year		016 8042	000	<sup>8</sup> 20,621,765,466.48	<sup>9</sup> 52,554,148,915.04	-20,452,227,757.37	<sup>9</sup> 49,383,599,256.06	-----	3,340,087,368.09
Investments in US Treasury Securities					53,135,035,000.00	-----	20,452,393,000.00	-----	-----	73,587,428,000.00
	Subtotal		016 8042	000	73,756,800,466.48	52,554,148,915.04	165,242.63	49,383,599,256.06	-----	76,927,515,368.09
Total, Employment and Training Administration					117,036,477,515.33	23,002,720,417.63	-22,489,605.37	44,354,359,879.13	496,933,800.41	95,165,414,648.05
<b>Employee Benefits Security Administration</b>										
<b>General Fund Accounts</b>										
Salaries and Expenses, Employee Benefits Security Administration, Labor Fund Resources:										
Undisbursed Funds	2022-2023		016 1700	000	-----	3,000,000.00	-----	290,951.30	-----	2,709,048.70
	2022				-----	182,500,000.00	-----	165,269,923.36	-----	17,230,076.64
	2020-2022				7,858.81	-----	-----	-22,601.27	-----	30,460.08
	2021				19,868,489.29	-----	-----	13,015,789.67	-----	6,852,699.62
	2020-2021				1,991,731.93	-----	-----	877,894.14	-----	1,113,837.79
	2020				669,002.47	-----	-----	285,202.24	-----	383,800.23
	2019				845,902.87	-----	-----	77,795.38	-----	768,107.49
	2018-2019				1,087,534.00	-----	-----	5,299.00	-----	1,082,235.00
	2018				850,027.73	-----	-----	1,377.06	-----	848,650.67
	2017				1,558,983.23	-----	-----	6,417.19	1,552,566.04	-----
	No Year				5,192,761.10	-----	-----	4,343,758.70	-----	849,002.40
	Subtotal		016 1700	000	32,072,291.43	185,500,000.00	-----	184,151,806.77	1,552,566.04	31,867,918.62
Total, Employee Benefits Security Administration					32,072,291.43	185,500,000.00	-----	184,151,806.77	1,552,566.04	31,867,918.62
<b>Pension Benefit Guaranty Corporation</b>										
<b>Public Enterprise Funds</b>										
Pension Benefit Guaranty Corporation Fund, Pension Benefit Guaranty Corporation, Labor Fund Resources:										
Undisbursed Funds	2021-2030		016 4204	000	3,616,087.89	7,568,679,344.22	-----	7,536,811,661.77	-----	35,483,770.34
	2017-2021				27,496,196.51	-----	-----	15,563,547.03	-----	11,932,649.48
	No Year				11,105,300.02	-----	-5,062,701,214.40	-5,073,863,559.37	<sup>7</sup> 14.99	22,267,630.00
Unrealized Discount on Investments					-1,141,971,623.94	-----	-240,295,846.99	-----	-----	-1,382,267,470.93

Footnotes at End of Chapter



## Appropriations, Outlays, and Balances - Continued

Appropriation or Fund Account  Title	Account Symbol				Balances, Beginning of Fiscal Year	Appropriations and Other Obligational Authority <sup>1</sup>	Transfers Borrowings and Investment (Net) <sup>2</sup>	Outlays (Net)	Balances Withdrawn and Other Transactions <sup>3</sup>	Balances, End of Fiscal Year	
	Period of Availability	ATA	AID	MAIN							SUB
Investments in US Treasury Securities					50,323,024,859.07	-----	5,302,997,061.39	-----	-----	55,626,021,920.46	
Funds Held Outside the Treasury					5,000.00	-----	-----	-----	-----	5,000.00	
Subtotal			016	4204	000	49,223,275,819.55	7,568,679,344.22	0.00	2,478,511,649.43	14.99	54,313,443,499.35
Total, Pension Benefit Guaranty Corporation					49,223,275,819.55	7,568,679,344.22	0.00	2,478,511,649.43	14.99	54,313,443,499.35	
<b>Office of Workers' Compensation Programs</b>											
<b>General Fund Accounts</b>											
Salaries and Expenses, Office of Workers' Compensation Programs, Labor											
Fund Resources:											
Undisbursed Funds	2021-2023		016	0163	000	22,252,188.96	-----	-----	14,984,102.99	-----	7,268,085.97
	2022					-----	117,924,000.00	-----	106,917,540.03	-----	11,006,459.97
	2021					12,213,490.12	-----	-----	10,433,810.95	-----	1,779,679.17
	2020					751,023.22	-----	-----	-58,185.18	-----	809,208.40
	2019					752,075.80	-----	-----	-2,428.36	-----	754,504.16
	2018					1,010,845.59	-----	-----	3,626.41	-----	1,007,219.18
	2017					1,052,933.36	-----	-----	-----	1,052,933.36	-----
Subtotal			016	0163	000	38,032,557.05	117,924,000.00	-----	132,278,466.84	1,052,933.36	22,625,156.85
Special Benefits for Disabled Coal Miners, Office of Workers' Compensation Program, Labor											
Fund Resources:											
Undisbursed Funds	No Year		016	0169	000	17,550,969.90	46,686,710.00	-----	48,153,261.19	-----	16,084,418.71
Special Benefits, Office of Workers' Compensation Programs, Labor											
Fund Resources:											
Undisbursed Funds	No Year		016	1521	000	1,762,139,129.28	244,000,000.00	-----	441,047,440.27	-----	1,565,091,689.01
Energy Employees Occupational Illness Compensation Fund, Labor											
Fund Resources:											
Undisbursed Funds	No Year		016	1523	000	35,843,606.60	1,819,633,547.17	-----	1,816,398,608.07	-----	39,078,545.70
Administrative Expenses, Energy Employees Occupational Illness Compensation Fund, Office of Workers' Compensation Programs, Labor											
Fund Resources:											
Undisbursed Funds	No Year		016	1524	000	29,248,627.56	129,859,373.74	-----	129,485,688.12	-----	29,622,313.18
<b>Special Fund Accounts</b>											
Panama Canal Commission Compensation Fund, Labor											
Fund Resources:											
Undisbursed Funds	No Year		016	5155	000	263,267.37	168,196.72	3,280,468.85	3,589,703.32	-----	122,229.62
Investments in US Treasury Securities						18,260,459.05	-----	-3,280,468.85	-----	-----	14,979,990.20
Subtotal			016	5155	000	18,523,726.42	168,196.72	-----	3,589,703.32	-----	15,102,219.82
<b>Trust Fund Accounts</b>											
Relief and Rehabilitation, Longshoremen's and Harbor Workers'											

Footnotes at End of Chapter

Appropriations, Outlays, and Balances - Continued

Appropriation or Fund Account  Title	Account Symbol					Balances, Beginning of Fiscal Year	Appropriations and Other Obligational Authority <sup>1</sup>	Transfers Borrowings and Investment (Net) <sup>2</sup>	Outlays (Net)	Balances Withdrawn and Other Transactions <sup>3</sup>	Balances, End of Fiscal Year
	Period of Availability	ATA	AID	MAIN	SUB						
Compensation Act, as Amended, Labor Fund Resources:											
Undisbursed Funds	No Year		016	8130	000	6,794,774.92	102,863,846.88	-13,000,000.00	90,295,673.62	-----	6,362,948.18
Investments in US Treasury Securities						45,000,000.00	-----	13,000,000.00	-----	-----	58,000,000.00
Subtotal			016	8130	000	51,794,774.92	102,863,846.88	-----	90,295,673.62	-----	64,362,948.18
Relief and Rehabilitation, Workmen's Compensation Act, within the District of Columbia, Labor Fund Resources:											
Undisbursed Funds	No Year		016	8134	000	2,009,712.50	5,649,397.88	-1,100,000.00	5,259,979.45	-----	1,299,130.93
Investments in US Treasury Securities						900,000.00	-----	1,100,000.00	-----	-----	2,000,000.00
Subtotal			016	8134	000	2,909,712.50	5,649,397.88	-----	5,259,979.45	-----	3,299,130.93
Black Lung Disability Trust Fund - Treasury Managed, Labor Fund Resources:											
Undisbursed Funds	No Year		016	8144	000	209,692,987.76	23,615,905.14	130,006,608.93	155,282,202.16	-----	208,033,299.67
Transfer To:											
Employment Standards Administration, Labor	No Year	016	016	8144	015	55,225,698.28	158,925,000.00	-----	140,103,908.82	-----	74,046,789.46
Authority to Borrow from the Treasury						-162,480,707.02	2,725,373,707.02	-2,562,893,000.00	-----	160,513,503.93	-160,513,503.93
Subtotal			016	8144	000	102,437,979.02	2,907,914,612.16	-2,432,886,391.07	295,386,110.98	160,513,503.93	121,566,585.20
Total, Office of Workers' Compensation Programs						2,058,481,083.25	5,374,699,684.55	-2,432,886,391.07	2,961,894,931.86	161,566,437.29	1,876,833,007.58
<b>Wage and Hour Division</b>											
<b>General Fund Accounts</b>											
Salaries and Expenses, Wage and Hour Division, Labor Fund Resources:											
Undisbursed Funds	2021-2023		016	0143	000	14,387,400.15	-----	-----	9,551,688.37	-----	4,835,711.78
	2022					-----	251,000,000.00	-----	236,676,810.31	-----	14,323,189.69
	2021					15,902,094.56	-----	-----	14,845,515.12	-----	1,056,579.44
	2020					1,219,193.44	-----	-----	528,118.25	-----	691,075.19
	2019					541,167.73	-----	-----	2,393.61	-----	538,774.12
	2018					651,034.37	-----	-----	6,776.12	-----	644,258.25
	2017					1,020,398.62	-----	-----	-----	1,020,398.62	-----
Subtotal			016	0143	000	33,721,288.87	251,000,000.00	-----	261,611,301.78	1,020,398.62	22,089,588.47
<b>Special Fund Accounts</b>											
H-1B and L Fraud Protection and Detection Account, Wage and Hour Division, Labor Fund Resources:											
Undisbursed Funds	No Year		016	5393	000	<sup>10</sup> 11,695,139.50	59,005,762.25	-----	43,757,968.78	-----	26,942,932.97
Total, Wage and Hour Division						45,416,428.37	310,005,762.25	-----	305,369,270.56	1,020,398.62	49,032,521.44
<b>Office of Federal Contract Compliance Programs</b>											
<b>General Fund Accounts</b>											

Footnotes at End of Chapter

## Appropriations, Outlays, and Balances - Continued

Appropriation or Fund Account  Title	Account Symbol				Balances, Beginning of Fiscal Year	Appropriations and Other Obligational Authority <sup>1</sup>	Transfers Borrowings and Investment (Net) <sup>2</sup>	Outlays (Net)	Balances Withdrawn and Other Transactions <sup>3</sup>	Balances, End of Fiscal Year	
	Period of Availability	ATA	AID	MAIN							SUB
<b>Salaries and Expenses, Office of Federal Contract and Compliance Programs, Labor Fund Resources:</b>											
Undisbursed Funds	2022		016	0148	000	-----	108,476,000.00	-----	102,865,026.87	-----	5,610,973.13
	2021					15,267,238.74	-----	-----	13,689,869.27	-----	1,577,369.47
	2020					401,149.75	-----	-----	120,884.13	-----	280,265.62
	2019					982,335.58	-----	-----	463,326.48	-----	519,009.10
	2018					1,490,798.53	-----	-----	87,770.66	-----	1,403,027.87
	2017					2,169,885.17	-----	-----	-----	2,169,885.17	-----
	Subtotal		016	0148	000	20,311,407.77	108,476,000.00	-----	117,226,877.41	2,169,885.17	9,390,645.19
Total, Office of Federal Contract Compliance Programs						20,311,407.77	108,476,000.00	-----	117,226,877.41	2,169,885.17	9,390,645.19
<b>Office of Labor Management Standards</b>											
<b>General Fund Accounts</b>											
<b>Salaries and Expenses, Office of Labor Management and Standards, Labor Fund Resources:</b>											
Undisbursed Funds	2022		016	0150	000	-----	45,937,000.00	-----	43,644,839.01	-----	2,292,160.99
	2021					2,484,957.79	-----	-----	2,003,612.16	-----	481,345.63
	2020					186,479.21	-----	-----	123,638.39	-----	62,840.82
	2019					140,234.71	-----	-----	93,249.19	-----	46,985.52
	2018					166,269.00	-----	-----	625.93	-----	165,643.07
	2017					51,214.90	-----	-----	145.17	51,069.73	-----
	Subtotal		016	0150	000	3,029,155.61	45,937,000.00	-----	45,866,109.85	51,069.73	3,048,976.03
Total, Office of Labor Management Standards						3,029,155.61	45,937,000.00	-----	45,866,109.85	51,069.73	3,048,976.03
<b>Occupational Safety and Health Administration</b>											
<b>General Fund Accounts</b>											
<b>Salaries and Expenses, Occupational Safety and Health Administration Fund Resources:</b>											
Undisbursed Funds	2021-2023		016	0400	000	85,041,702.61	-----	-----	26,019,883.38	-----	59,021,819.23
	2022					-----	609,961,000.00	-----	530,172,629.37	-----	79,788,370.63
	2020-2022					2,416,306.49	-----	-----	1,062,941.54	-----	1,353,364.95
	2021					85,002,379.92	-----	-----	73,129,742.53	-----	11,872,637.39
	2020					8,625,504.20	-----	-----	4,114,257.58	-----	4,511,246.62
	2019					2,395,647.15	-----	-1,329,978.00	56,686.14	-----	1,008,983.01
	2018					2,840,608.77	-----	-----	1,169.21	-----	2,839,439.56
	2017					3,018,691.26	-----	-----	-1,491.48	3,020,182.74	-----
	Subtotal		016	0400	000	189,340,840.40	609,961,000.00	-1,329,978.00	634,555,818.27	3,020,182.74	160,395,861.39
Total, Occupational Safety and Health Administration						189,340,840.40	609,961,000.00	-1,329,978.00	634,555,818.27	3,020,182.74	160,395,861.39

Footnotes at End of Chapter

Appropriations, Outlays, and Balances - Continued

Appropriation or Fund Account  Title	Account Symbol				Balances, Beginning of Fiscal Year	Appropriations and Other Obligational Authority <sup>1</sup>	Transfers Borrowings and Investment (Net) <sup>2</sup>	Outlays (Net)	Balances Withdrawn and Other Transactions <sup>3</sup>	Balances, End of Fiscal Year	
	Period of Availability	ATA	AID	MAIN SUB							
<b>Mine Safety and Health Administration</b>											
<b>General Fund Accounts</b>											
Salaries and Expenses, Mine Safety and Health Administration Fund Resources:											
Undisbursed Funds	2021-2023		016	1200	000	12,511,266.00	-----	-----	3,271,385.08	-----	9,239,880.92
	2022					-----	383,816,000.00	-----	347,128,765.51	-----	36,687,234.49
	2021					38,821,350.80	-----	-----	30,248,035.02	-----	8,573,315.78
	2020					8,039,239.98	-----	-----	3,288,413.95	-----	4,750,826.03
	2019					1,607,573.07	-----	-1,002,174.00	27,408.85	-----	577,990.22
	2018					2,160,604.59	-----	-----	-1,655.83	-----	2,162,260.42
	2017					2,219,601.79	-----	-----	164,219.73	2,055,382.06	-----
	No Year					5,233.00	-----	-----	-----	-----	5,233.00
	Subtotal		016	1200	000	65,364,869.23	383,816,000.00	-1,002,174.00	384,126,572.31	2,055,382.06	61,996,740.86
Total, Mine Safety and Health Administration						65,364,869.23	383,816,000.00	-1,002,174.00	384,126,572.31	2,055,382.06	61,996,740.86
<b>Bureau of Labor Statistics</b>											
<b>General Fund Accounts</b>											
Salaries and Expenses, Bureau of Labor Statistics, Department of Labor Fund Resources:											
Undisbursed Funds	2022-2026		016	0200	000	-----	28,470,000.00	-----	76,216.04	-----	28,393,783.96
	2021-2024					13,000,000.00	-----	-----	-----	-----	13,000,000.00
	2020-2024					27,000,000.00	-----	-----	1,136,288.37	-----	25,863,711.63
	2022					-----	591,482,000.00	-----	490,467,668.92	-----	101,014,331.08
	2021					107,222,878.94	-----	-----	95,687,602.33	-----	11,535,276.61
	2020					11,775,359.28	-----	-----	8,186,085.07	-----	3,589,274.21
	2019					2,830,225.75	-----	-----	687,955.89	-----	2,142,269.86
	2018					5,018,274.43	-----	-----	780,201.69	-----	4,238,072.74
	2017					1,478,004.92	-----	-----	-841,257.20	2,319,262.12	-----
	Subtotal		016	0200	000	168,324,743.32	619,952,000.00	-----	596,180,761.11	2,319,262.12	189,776,720.09
Total, Bureau of Labor Statistics						168,324,743.32	619,952,000.00	-----	596,180,761.11	2,319,262.12	189,776,720.09
<b>Departmental Management</b>											
<b>General Fund Accounts</b>											
Office of the Inspector General, Departmental Management, Labor Fund Resources:											
Undisbursed Funds	2021-2023		016	0106	000	12,494,956.79	-----	-----	1,968,008.62	-----	10,526,948.17
	2022					-----	85,187,000.00	-----	73,844,276.22	-----	11,342,723.78
	2021					13,912,198.17	-----	-----	12,602,138.91	-----	1,310,059.26
	2020					1,883,304.71	-----	-----	757,443.00	-----	1,125,861.71
	2019					670,709.87	-----	-----	91,510.00	-----	579,199.87

Footnotes at End of Chapter

## Appropriations, Outlays, and Balances - Continued

Appropriation or Fund Account  Title	Account Symbol				Balances, Beginning of Fiscal Year	Appropriations and Other Obligational Authority <sup>1</sup>	Transfers Borrowings and Investment (Net) <sup>2</sup>	Outlays (Net)	Balances Withdrawn and Other Transactions <sup>3</sup>	Balances, End of Fiscal Year	
	Period of Availability	ATA	AID	MAIN							SUB
	2018				592,011.23	-----	-----	-----	-----	592,011.23	
	2017				921,186.25	-----	-----	-----	921,186.25	-----	
	No Year				19,430,718.56	-----	-----	8,019,453.79	-----	11,411,264.77	
	Subtotal		016	0106	000	49,905,085.58	85,187,000.00	97,282,830.54	921,186.25	36,888,068.79	
IT Modernization, Departmental Management, Labor											
Fund Resources:											
Undisbursed Funds											
	2022-2023		016	0162	000	-----	28,269,000.00	-----	14,248,140.40	-----	14,020,859.60
	2021-2022					11,107,188.58	-----	-----	7,619,119.82	-----	3,488,068.76
	2020-2021					2,352,958.42	-----	-----	1,869,188.55	-----	483,769.87
	2019-2020					490,901.80	-----	-----	66,759.44	-----	424,142.36
	2018-2019					193,379.21	-----	-----	110,016.19	-----	83,363.02
	2017-2018					709,746.49	-----	-----	318,633.07	-----	391,113.42
	Subtotal		016	0162	000	14,854,174.50	28,269,000.00	24,231,857.47	-----	18,891,317.03	
Veterans Employment and Training, Departmental Management, Labor											
Fund Resources:											
Undisbursed Funds											
	2022		016	0164	000	-----	60,500,000.00	-----	-100,421,389.78	-----	160,921,389.78
	2021					165,238,073.72	-----	-----	141,933,447.27	-----	23,304,626.45
	2020					16,885,317.15	-----	-----	8,918,639.74	-----	7,966,677.41
	2019-2020					345,231.57	-----	-----	236,223.68	-----	109,007.89
	2019					9,293,646.30	-----	-----	96,918.76	-----	9,196,727.54
	2018					10,809,317.38	-----	-----	-72,452.49	-----	10,881,769.87
	2017					6,087,441.14	-----	-----	-1,547.18	6,088,988.32	-----
	Subtotal		016	0164	000	208,659,027.26	60,500,000.00	50,689,840.00	6,088,988.32	212,380,198.94	
Salaries and Expenses, Departmental Management, Labor											
Fund Resources:											
Undisbursed Funds											
	2020-2027		016	0165	000	26,676,772.73	-----	-----	4,992,724.12	-----	21,684,048.61
	2022-2026					-----	8,421,000.00	-----	-----	-----	8,421,000.00
	2020-2024					175,120,725.43	-----	-----	14,777,570.91	-----	160,343,154.52
	2022-2023					-----	79,025,000.00	-----	2,607,680.81	-----	76,417,319.19
	2021-2023					14,036,562.46	-----	-----	7,647,932.41	-----	6,388,630.05
	2022					-----	286,637,000.00	-----	254,230,096.54	-----	32,406,903.46
	2021-2022					74,151,646.95	4,913,000.00	9,987,000.00	13,538,610.20	-----	75,513,036.75
	2020-2022					3,463.34	-----	-----	3,463.00	-----	0.34
	2021					31,278,890.10	-----	-----	25,403,575.77	-----	5,875,314.33
	2020-2021					65,790,541.07	-----	-----	21,409,891.51	-----	44,380,649.56
	2020					4,834,478.12	-----	-----	2,517,245.51	-----	2,317,232.61
	2019-2020					44,445,257.06	-----	-----	14,299,070.95	-----	30,146,186.11
	2019					2,967,683.52	-----	-----	956,930.33	-----	2,010,753.19
	2018-2019					26,402,863.97	-----	-----	13,706,345.94	-----	12,696,518.03
	2018					3,466,733.54	-----	-----	899,151.44	-----	2,567,582.10

Footnotes at End of Chapter

Appropriations, Outlays, and Balances - Continued

Appropriation or Fund Account  Title	Account Symbol				Balances, Beginning of Fiscal Year	Appropriations and Other Obligational Authority <sup>1</sup>	Transfers Borrowings and Investment (Net) <sup>2</sup>	Outlays (Net)	Balances Withdrawn and Other Transactions <sup>3</sup>	Balances, End of Fiscal Year
	Period of Availability	ATA	AID	MAIN SUB						
	2017-2018				20,472,839.08	-----	-----	12,685,538.22	-----	7,787,300.86
	2017				1,866,896.63	-----	-----	57,461.66	1,809,434.97	-----
	2016-2017				10,354,132.93	-----	-----	7,217,869.07	3,136,263.86	-----
	No Year				5,564,572.30	-----	-----	2,170,888.80	-----	3,393,683.50
	Subtotal		016	0165 000	507,434,059.23	378,996,000.00	9,987,000.00	399,122,047.19	4,945,698.83	492,349,313.21
Salaries and Expenses, Office of Disability Employment Policy, Labor Fund Resources:										
Undisbursed Funds	2022		016	0166 000	-----	40,360,000.00	-----	17,515,778.62	-----	22,844,221.38
	2021				78,063,755.43	-----	-----	23,971,090.87	-----	54,092,664.56
	2020				12,495,107.46	-----	-----	5,526,328.40	-----	6,968,779.06
	2019				5,484,325.03	-----	-----	3,278,672.83	-----	2,205,652.20
	2018				465,005.46	-----	-----	-----	-----	465,005.46
	2017				1,870,812.24	-----	-----	224,831.79	1,645,980.45	-----
	Subtotal		016	0166 000	98,379,005.62	40,360,000.00	-----	50,516,702.51	1,645,980.45	86,576,322.66
<b>Special Fund Accounts</b>										
HIRE Vets Medallion Award Fund, Departmental Management, Labor Fund Resources:										
Undisbursed Funds	No Year		016	5623 000	271,351.84	143,925.00	-----	121,923.84	-----	293,353.00
<b>Intragovernmental Funds</b>										
Working Capital Fund, Labor Fund Resources:										
Undisbursed Funds	2022-2027		016	4601 000	-----	-----	15,000,000.00	-----	-----	15,000,000.00
	2021-2026				2,007,429.00	-----	-----	132,909.13	-----	1,874,519.87
	No Year				239,867,631.74	-----	12,600,000.00	-146,167,400.48	-----	398,635,032.22
	Subtotal		016	4601 000	241,875,060.74	-----	27,600,000.00	-146,034,491.35	-----	415,509,552.09
<b>Trust Fund Accounts</b>										
Gifts and Bequests, Departmental Management, Labor Fund Resources:										
Undisbursed Funds	No Year		016	8131 000	144,824.59	-----	-----	-----	-----	144,824.59
Total, Departmental Management					1,121,522,589.36	593,455,925.00	37,587,000.00	475,930,710.20	13,601,853.85	1,263,032,950.31
<b>Deductions for Offsetting Receipts</b>										
Proprietary Receipts from the Public					-----	-672,895,763.76	-----	-672,895,763.76	-----	-----
Intrabudgetary Receipts Deducted by Agency					-----	-127,727,905.21	-----	-127,727,905.21	-----	-----
Total, Offsetting Receipts					-----	-800,623,668.97	-----	-800,623,668.97	-----	-----
Total, Department of Labor					169,963,616,743.62	38,002,579,464.68	-2,420,121,148.44	51,737,550,717.93	684,290,853.02	153,124,233,488.91

Footnotes at End of Chapter

## Appropriations, Outlays, and Balances - Continued

---

### Footnotes

---

- 1 The amounts in this column, unless otherwise footnoted, represent appropriations, increases and rescissions in borrowing authority or new contract authority. Appropriation accounts with appropriation transfer activity are presented in Table 1 (Appropriations and Appropriation Transfers) at the end of this chapter.
- 2 The amounts in this column, unless otherwise footnoted, represent transfers - other than appropriation transfers, borrowings (gross), investments (net), unrealized discounts or funds held outside the Treasury.
- 3 The amounts in this column, unless otherwise footnoted, represent obligated balances canceled for fiscal year 2017 pursuant to 31 U.S.C. 1553 and adjustments to borrowing and contract authority.
- 4 Pursuant to Public Law # 111-5, 123 Stat. 174, the balance for this account has been extended beyond the normal period of availability to liquidate obligations.
- 5 The opening balance of 016 X 5142 000 has been adjusted during the current fiscal year by -\$1,520,875.00 and does not agree with last year's closing balance.
- 6 The opening balance of 016 X 5152 000 has been adjusted during the current fiscal year by -\$15,208,748.00 and does not agree with last year's closing balance.
- 7 Represents capital transfer to miscellaneous receipts.
- 8 The opening balance of 016 X 8042 000 has been adjusted during the current fiscal year by \$19,000,000,000.00 and does not agree with last year's closing balance.
- 9 Excludes \$118,727,839.43 refund of taxes.
- 10 The opening balance of 016 X 5393 000 has been adjusted during the current fiscal year by -\$2,291,423.00 and does not agree with last year's closing balance.

Footnotes

Table 1 - Appropriations and Appropriation Transfers - Department of Labor

AID	ATA	Period of Availability	MAIN	Net Appropriations and Appropriation Transfers	Appropriation Amount	Net Appropriation Transfers	AID Involved	ATA Involved	Period of Availability Involved	MAIN Involved	Amount From or To (-)
016	012	2223	0181	55,986,869.00	0.00	55,986,869.00	016		2223	0181	55,986,869.00
016	012	2225	0181	1,841,018.00	0.00	1,841,018.00	016		2225	0181	1,841,018.00
016	014	2223	0174	18,716,368.00	0.00	18,716,368.00	016		2223	0174	18,716,368.00
016		2122	0165	4,913,000.00	0.00	4,913,000.00	016		22	0174	4,913,000.00
016		22	0165	286,637,000.00	284,583,000.00	2,054,000.00	016		22	0400	2,054,000.00
016		2223	0165	79,025,000.00	74,525,000.00	4,500,000.00	016		2223	0174	1,000,000.00
							016		2223	0175	2,000,000.00
							016		2223	0181	1,500,000.00
016		2226	0165	8,421,000.00	8,281,000.00	140,000.00	016		22	0166	140,000.00
016		22	0166	40,360,000.00	40,500,000.00	-140,000.00	016		2226	0165	-140,000.00
016		2223	0172	4,926,000.00	0.00	4,926,000.00	016		2223	0174	2,120,000.00
							016		2223	0175	562,000.00
							016		2223	0179	2,244,000.00
016		22	0174	1,767,087,000.00	1,772,000,000.00	-4,913,000.00	016		2122	0165	-4,913,000.00
016		2223	0174	2,118,501,632.00	2,140,338,000.00	-21,836,368.00	016	014	2223	0174	-18,716,368.00
							016		2223	0165	-1,000,000.00
							016		2223	0172	-2,120,000.00
016		2223	0175	402,438,000.00	405,000,000.00	-2,562,000.00	016		2223	0165	-2,000,000.00
							016		2223	0172	-562,000.00
016		2223	0179	81,822,000.00	84,066,000.00	-2,244,000.00	016		2223	0172	-2,244,000.00
016		2223	0181	1,545,838,131.00	1,603,325,000.00	-57,486,869.00	016	012	2223	0181	-55,986,869.00
							016		2223	0165	-1,500,000.00
016		2225	0181	111,158,982.00	113,000,000.00	-1,841,018.00	016	012	2225	0181	-1,841,018.00
016		22	0400	609,961,000.00	612,015,000.00	-2,054,000.00	016		22	0165	-2,054,000.00
016		22	1700	182,500,000.00	185,500,000.00	-3,000,000.00	016		2223	1700	-3,000,000.00
016		2223	1700	3,000,000.00	0.00	3,000,000.00	016		22	1700	3,000,000.00
016		X	8042	-220,600,000.00	0.00	-220,600,000.00	060		X	8051	-201,400,000.00
							060		X	8051	-19,200,000.00
016		X	8144	-158,925,000.00	0.00	-158,925,000.00	016	016	X	8144	-158,925,000.00
016	016	X	8144	158,925,000.00	0.00	158,925,000.00	016		X	8144	158,925,000.00
Total				7,102,533,000.00	7,323,133,000.00	-220,600,000.00					-220,600,000.00



**This Page Left Blank Intentionally**

---

Appropriations, Outlays, and Balances - Continued

Appropriation or Fund Account  Title	Account Symbol				Balances, Beginning of Fiscal Year	Appropriations and Other Obligational Authority <sup>1</sup>	Transfers Borrowings and Investment (Net) <sup>2</sup>	Outlays (Net)	Balances Withdrawn and Other Transactions <sup>3</sup>	Balances, End of Fiscal Year
	Period of Availability	ATA	AID	MAIN SUB						
<p style="text-align: center;"><b>Department of State</b> <b>Administration of Foreign Affairs</b> <b>General Fund Accounts</b></p>										
Salaries and Expenses, State Fund Resources: Undisbursed Funds	No Year		019	0107	000	1,324,177.30	-----	-----	-----	1,324,177.30
Diplomatic and Consular Programs, State Fund Resources: Undisbursed Funds	2022-2024		019	0113	000	-----	276,430,000.00	-----	19,170,155.61	257,259,844.39
	2022-2023					-----	217,013,839.00	-----	-26,117,453.37	243,131,292.37
	2022					-----	5,172,926,161.00	114,000,000.00	3,803,801,983.19	1,483,124,177.81
	2021-2022					465,342,873.92	-----	170,738,768.00	436,703,177.60	199,378,464.32
	2020-2022					53,879,597.39	-----	-----	27,469,608.42	26,409,988.97
	2021					1,386,132,638.47	-----	-170,738,768.00	892,806,208.69	322,587,661.78
	2020-2021					218,868,303.81	-----	-----	146,040,770.48	72,827,533.33
	2020					239,978,869.70	-----	-----	84,868,002.95	155,110,866.75
	2019-2020					114,212,138.04	-----	-----	46,671,984.20	67,540,153.84
	2019					170,909,137.72	-----	-----	15,602,134.39	155,307,003.33
	2018-2019					85,952,426.51	-----	-----	15,714,815.93	70,237,610.58
	2018					159,980,798.46	-----	-7,243,364.12	8,724,661.92	144,012,772.42
	2017-2018					72,344,727.41	-----	-42,938,904.86	13,279,941.55	16,125,881.00
	2017					71,328,125.59	-----	-12,675,120.69	20,749,402.62	37,903,602.28
	2016-2017					41,403,075.43	-----	-30,164,477.33	2,631,535.50	8,607,062.60
	No Year					3,416,717,545.05	3,832,499,000.00	-138,494,147.00	4,063,383,416.50	3,047,338,981.55
	Subtotal		019	0113	000	6,497,050,257.50	9,498,869,000.00	-117,516,014.00	9,571,500,346.18	46,510,664.88
Capital Investment Fund, State Fund Resources: Undisbursed Funds	No Year		019	0120	000	143,737,872.11	334,170,000.00	25,000,000.00	271,729,243.67	231,178,628.44
Conflict Stabilization Operations, State Fund Resources: Undisbursed Funds	No Year		019	0121	000	2,337,641.32	-----	-----	1,816,181.36	521,459.96
International Information Programs, State Fund Resources: Undisbursed Funds	No Year		019	0201	000	1,016,469.99	-----	-----	-----	1,016,469.99
Educational and Cultural Exchange Programs, State Fund Resources: Undisbursed Funds	2021-2022		019	0209	000	-----	-----	10,000,000.00	2,185,426.55	7,814,573.45
	2020-2021					7,401,407.90	-----	-----	3,910,921.33	3,490,486.57
	2019-2020					6,692,864.89	-----	-----	4,795,109.17	1,897,755.72
	2018-2019					5,701,383.97	-----	-----	1,500,718.44	4,200,665.53

Footnotes at End of Chapter

## Appropriations, Outlays, and Balances - Continued

Appropriation or Fund Account  Title	Account Symbol				Balances, Beginning of Fiscal Year	Appropriations and Other Obligational Authority <sup>1</sup>	Transfers Borrowings and Investment (Net) <sup>2</sup>	Outlays (Net)	Balances Withdrawn and Other Transactions <sup>3</sup>	Balances, End of Fiscal Year	
	Period of Availability	ATA	AID	MAIN							SUB
	2017-2018				5,228,652.28	-----	-----	1,350,013.40	-----	3,878,638.88	
	2016-2017				6,760,722.77	-----	-----	3,347,248.72	3,413,474.05	-----	
	No Year				1,147,607,923.35	763,150,000.00	-----	730,472,199.66	-----	1,180,285,723.69	
	Subtotal		019	0209	000	1,179,392,955.16	763,150,000.00	10,000,000.00	747,561,637.27	3,413,474.05	1,201,567,843.84
Centralized Information Technology Modernization Program, State Fund Resources:											
Undisbursed Funds	No Year		019	0507	000	526,180.38	-----	-----	-----	526,180.38	
Protection of Foreign Missions and Officials, State Fund Resources:											
Undisbursed Funds	2022-2023		019	0520	000	-----	30,890,000.00	-----	46,563.22	-----	30,843,436.78
	2021-2022					30,300,885.37	-----	11,083,533.30	-----	19,217,352.07	
	2020-2021					22,686,494.77	-----	22,645,857.90	-----	40,636.87	
	2019-2020					4.40	-----	-----	-----	4.40	
	2018-2019					0.57	-----	-----	-----	0.57	
	2017-2018					31,665.48	-----	-----	-----	31,665.48	
	2016-2017					1.11	-----	-----	1.11	-----	
	No Year					414.64	-----	-----	-----	414.64	
	Subtotal		019	0520	000	53,019,466.34	30,890,000.00	-----	33,775,954.42	1.11	50,133,510.81
Emergencies in the Diplomatic and Consular Service, State Fund Resources:											
Undisbursed Funds	No Year		019	0522	000	425,227,799.69	325,285,000.00	-----	264,819,544.93	-----	485,693,254.76
Payment to the American Institute in Taiwan, State Fund Resources:											
Undisbursed Funds	2022		019	0523	000	-----	32,583,000.00	-----	17,049,768.15	-----	15,533,231.85
	2021					10,714,951.16	-----	7,538,148.13	-----	3,176,803.03	
	2020					4,006,002.54	-----	225,148.89	-----	3,780,853.65	
	2019					7,691,568.77	-----	-----	-----	7,691,568.77	
	2018					7,326,074.31	-----	225.59	-----	7,325,848.72	
	2017					7,362,997.20	-----	23,545.46	7,339,451.74	-----	
	Subtotal		019	0523	000	37,101,593.98	32,583,000.00	-----	24,836,836.22	7,339,451.74	37,508,306.02
Buying Power Maintenance Account, State Fund Resources:											
Undisbursed Funds	No Year		019	0524	000	99,500,000.00	-----	-20,978,133.00	-----	-----	78,521,867.00
Expenses, Office of Inspector General, State Fund Resources:											
Undisbursed Funds	2022-2024		019	0529	000	-----	8,000,000.00	-----	2,111,742.78	-----	5,888,257.22
	2022-2023					-----	47,000,000.00	-----	18,633,961.72	-----	28,366,038.28
	2022					-----	84,458,000.00	-----	65,480,534.76	-----	18,977,465.24
	2021-2022					37,335,546.79	-----	-----	26,136,901.09	-----	11,198,645.70
	2021					21,823,330.77	-----	-----	16,752,054.13	-----	5,071,276.64

Footnotes at End of Chapter

Appropriations, Outlays, and Balances - Continued

Appropriation or Fund Account  Title	Account Symbol				Balances, Beginning of Fiscal Year	Appropriations and Other Obligational Authority <sup>1</sup>	Transfers Borrowings and Investment (Net) <sup>2</sup>	Outlays (Net)	Balances Withdrawn and Other Transactions <sup>3</sup>	Balances, End of Fiscal Year	
	Period of Availability	ATA	AID	MAIN							SUB
	2020-2021				4,545,309.65	-----	-----	2,740,050.70	-----	1,805,258.95	
	2020				4,234,815.94	-----	-----	338,140.10	-----	3,896,675.84	
	2019-2020				2,803,307.65	-----	-----	87,188.17	-----	2,716,119.48	
	2019				10,340,668.65	-----	-----	33,730.34	-----	10,306,938.31	
	2018-2019				3,296,427.75	-----	-----	1,420.68	-----	3,295,007.07	
	2018				6,999,649.58	-----	-----	2,061.14	-----	6,997,588.44	
	2017-2018				4,956,218.79	-----	-----	-37,546.22	-----	4,993,765.01	
	2017				10,036,446.56	-----	-----	-----	10,036,446.56	-----	
	2016-2017				2,480,202.05	-----	-----	81,890.55	2,398,311.50	-----	
	No Year				56,346.51	-----	-----	-----	-----	56,346.51	
	Subtotal		019	0529	000	108,908,270.69	139,458,000.00	-----	132,362,129.94	12,434,758.06	103,569,382.69
Embassy Security, Construction, and Maintenance, State Fund Resources:											
Undisbursed Funds	2022-2026		019	0535	000	-----	850,722,000.00	-----	490,712,688.61	-----	360,009,311.39
	2021-2025					294,085,022.96	-----	-----	113,596,060.78	-----	180,488,962.18
	2020-2024					163,868,278.32	-----	-----	51,181,640.62	-----	112,686,637.70
	2019-2023					113,261,143.82	-----	-----	32,544,757.92	-----	80,716,385.90
	No Year					15,519,358,123.42	572,427,000.00	-----	1,063,255,551.54	-----	15,028,529,571.88
Transfer To:											
Agency for International Development	No Year	072	019	0535	000	600,659.18	-----	-----	-25.96	-----	600,685.14
	Subtotal		019	0535	000	16,091,173,227.70	1,423,149,000.00	-----	1,751,290,673.51	-----	15,763,031,554.19
Payment to the Foreign Service Retirement and Disability Fund, State Fund Resources:											
Undisbursed Funds	2022		019	0540	000	-----	500,400,000.00	-----	500,400,000.00	-----	-----
Representation Expenses, State Fund Resources:											
Undisbursed Funds	2022		019	0545	000	-----	7,415,000.00	-----	4,611,685.20	-----	2,803,314.80
	2021					4,081,573.99	-----	-----	1,712,518.35	-----	2,369,055.64
	2020					2,755,439.58	-----	-----	749.76	-----	2,754,689.82
	2019					324,132.71	-----	-----	-2,862.61	-----	326,995.32
	2018					338,642.95	-----	-----	-248.76	-----	338,891.71
	2017					237,421.58	-----	-----	-104.04	237,525.62	-----
	Subtotal		019	0545	000	7,737,210.81	7,415,000.00	-----	6,321,737.90	237,525.62	8,592,947.29
Repatriation Loans, Liquidating Account, State Fund Resources:											
Undisbursed Funds	No Year		019	0600	000	10,884.27	-----	-----	-17,133.07	23,428.52	4,588.82
Repatriation Loans, Program Account, State Fund Resources:											
Undisbursed Funds	2022		019	0601	000	-----	1,800,000.00	-----	1,800,000.00	-----	-----
	2016-2017					130,000.00	-----	-----	-----	130,000.00	-----

Footnotes at End of Chapter

## Appropriations, Outlays, and Balances - Continued

Appropriation or Fund Account  Title	Account Symbol				Balances, Beginning of Fiscal Year	Appropriations and Other Obligational Authority <sup>1</sup>	Transfers Borrowings and Investment (Net) <sup>2</sup>	Outlays (Net)	Balances Withdrawn and Other Transactions <sup>3</sup>	Balances, End of Fiscal Year	
	Period of Availability	ATA	AID	MAIN							SUB
	Subtotal		019	0601	000	130,000.00	1,800,000.00	-----	1,800,000.00	130,000.00	- 0 -
Sudan Claims, Administration of Foreign Affairs, State Fund Resources:											
Undisbursed Funds	No Year		019	1158	000	150,000,000.00	-----	-----	102,013,015.00	-----	47,986,985.00
<b>Special Fund Accounts</b>											
Foreign Service National Defined Contributions Retirement Fund, State Fund Resources:											
Undisbursed Funds	No Year		019	5497	000	2,453,174.78	306,363,369.91	-274,352,339.45	32,018,837.17	-----	2,445,368.07
Unrealized Discount on Investments						-902,239.26	-----	-16,224,553.63	-----	-----	-17,126,792.89
Investments in US Treasury Securities						44,401,078.52	-----	290,576,893.08	-----	-----	334,977,971.60
	Subtotal		019	5497	000	45,952,014.04	306,363,369.91	-----	32,018,837.17	-----	320,296,546.78
H-1B and L Fraud Prevention and Detection Account, State Fund Resources:											
Undisbursed Funds	No Year		019	5515	000	<sup>5</sup> 86,426,857.75	59,515,841.25	-----	83,728,849.30	-----	62,213,849.70
Consular and Border Security Programs, Administration of Foreign Affairs, State Fund Resources:											
Undisbursed Funds	2022		019	5713	000	-----	-----	-----	-1,668,234.20	-----	1,668,234.20
	2021					1,050,252.50	-----	-----	416,697.78	-----	633,554.72
	2020					0.08	-----	-----	-----	-----	0.08
	No Year					1,624,775,341.84	4,339,202,009.90	113,494,147.00	3,082,885,997.34	-----	2,994,585,501.40
	Subtotal		019	5713	000	1,625,825,594.42	4,339,202,009.90	113,494,147.00	3,081,634,460.92	-----	2,996,887,290.40
<b>Intragovernmental Funds</b>											
Working Capital Fund, International Cooperative Administrative Support Services, State Fund Resources:											
Undisbursed Funds	No Year		019	4519	001	2,306,188,857.93	-----	-----	33,663,689.75	-----	2,272,525,168.18
Working Capital Fund, State Fund Resources:											
Undisbursed Funds	No Year		019	4519	000	837,351,302.11	-----	-----	35,280,182.45	-----	802,071,119.66
<b>Trust Fund Accounts</b>											
Trust Funds, State Fund Resources:											
Undisbursed Funds	No Year		019	8167	000	416,138.51	-----	-----	390.40	-----	415,748.11
Foreign Service Retirement and Disability Fund, State Fund Resources:											
Undisbursed Funds	No Year		019	8186	000	23,886.83	1,397,210,383.10	-333,705,000.00	1,063,478,770.92	-----	50,499.01
Investments in US Treasury Securities						20,347,434,000.00	-----	333,705,000.00	-----	-----	20,681,139,000.00
	Subtotal		019	8186	000	20,347,457,886.83	1,397,210,383.10	-----	1,063,478,770.92	-----	20,681,189,499.01

Footnotes at End of Chapter

Appropriations, Outlays, and Balances - Continued

Appropriation or Fund Account  Title	Account Symbol				Balances, Beginning of Fiscal Year	Appropriations and Other Obligational Authority <sup>1</sup>	Transfers Borrowings and Investment (Net) <sup>2</sup>	Outlays (Net)	Balances Withdrawn and Other Transactions <sup>3</sup>	Balances, End of Fiscal Year	
	Period of Availability	ATA	AID	MAIN							SUB
Foreign Service National Separation Liability Trust Fund, State Fund Resources: Undisbursed Funds	No Year		019	8340	000	366,402,399.21	34,999,171.49	-----	39,210,367.42	-----	362,191,203.28
Unconditional Gift Fund, State Fund Resources: Undisbursed Funds	No Year		019	8821	000	48,367,345.16	16,035,464.41	-----	25,572,817.62	-----	38,829,991.95
Conditional Gift Fund, General, State Fund Resources: Undisbursed Funds	No Year		019	8822	000	6,153,636.95	1,709,760.77	2,000,000.00	2,257,048.27	-----	7,606,349.45
Unrealized Discount on Investments						-325,156.25	-----	-----	-----	-----	-325,156.25
Investments in US Treasury Securities						26,030,905.98	-----	-2,000,000.00	-----	-----	24,030,905.98
	Subtotal		019	8822	000	31,859,386.68	1,709,760.77	-----	2,257,048.27	-----	31,312,099.18
Total, Administration of Foreign Affairs						50,494,441,789.88	19,212,205,000.83	10,000,000.00	17,807,055,581.55	70,089,303.98	51,839,501,905.18
<b>International Organizations and Conferences</b>											
<b>General Fund Accounts</b>											
Contributions for International Peacekeeping Activities, State Fund Resources: Undisbursed Funds	2022-2023		019	1124	000	-----	723,681,688.00	-----	-----	-----	723,681,688.00
	2022					-----	774,832,312.00	-----	774,832,312.00	-----	-----
	2021-2022					-----	-----	91,869,310.00	91,869,310.00	-----	-----
	2021					814,801,352.00	-----	-91,869,310.00	722,932,042.00	-----	-----
	2019-2020					1.00	-----	-----	-----	-----	1.00
	2018-2019					157,552.00	-----	-----	-----	-----	157,552.00
	Subtotal		019	1124	000	814,958,905.00	1,498,514,000.00	-----	1,589,633,664.00	-----	723,839,241.00
International Conferences and Contingencies, State Fund Resources: Undisbursed Funds	No Year		019	1125	000	15,478.29	-----	-----	-----	-----	15,478.29
Contributions to International Organizations, State Fund Resources: Undisbursed Funds	2022-2023		019	1126	000	-----	73,525,222.00	-----	-----	-----	73,525,222.00
	2022					-----	1,589,402,778.00	-----	1,569,153,605.17	-----	20,249,172.83
	2021					18,250,975.77	-----	-----	4,424,516.69	-----	13,826,459.08
	2020					20,257,769.26	-----	-----	3,655,786.77	-----	16,601,982.49
	2019-2020					93,407.64	-----	-----	-----	-----	93,407.64
	2019					37,007,866.12	-----	-----	3,581,789.41	-----	33,426,076.71
	2018-2019					175,000.00	-----	-----	-----	-----	175,000.00
	2017-2019					171,000.00	-----	-----	-----	-----	171,000.00
	2018					20,512,943.89	-----	-----	1,057,080.66	-----	19,455,863.23
	2017					19,076,843.61	-----	-----	287,990.12	18,788,853.49	-----
	2015-2017					6,439.24	-----	-----	-----	6,439.24	-----

Footnotes at End of Chapter

## Appropriations, Outlays, and Balances - Continued

Appropriation or Fund Account  Title	Account Symbol				Balances, Beginning of Fiscal Year	Appropriations and Other Obligational Authority <sup>1</sup>	Transfers Borrowings and Investment (Net) <sup>2</sup>	Outlays (Net)	Balances Withdrawn and Other Transactions <sup>3</sup>	Balances, End of Fiscal Year
	Period of Availability	ATA	AID	MAIN						
	No Year				6,085,653.03	-----	-----	-----	-----	6,085,653.03
	Subtotal		019	1126	000	121,637,898.56	1,662,928,000.00	1,582,160,768.82	18,795,292.73	183,609,837.01
Arrearage Payments, State Fund Resources:										
Undisbursed Funds	No Year		019	1130	000	14.28	-----	-----	-----	14.28
Total, International Organizations and Conferences						936,612,296.13	3,161,442,000.00	3,171,794,432.82	18,795,292.73	907,464,570.58
<b>International Commissions</b>										
<b>General Fund Accounts</b>										
Salaries and Expenses, International Boundary and Water Commission, United States and Mexico, State Fund Resources:										
Undisbursed Funds	2022-2023		019	1069	000	-----	7,796,000.00	-----	993,379.46	6,802,620.54
	2022					-----	44,174,000.00	-----	37,710,608.14	6,463,391.86
	2021-2022					1,550,000.00	-----	1,546,665.96	-----	3,334.04
	2021					16,479,986.57	-----	13,427,500.98	-----	3,052,485.59
	2020					1,197,197.69	-----	75,703.06	-----	1,121,494.63
	2019					1,281,511.09	-----	187,403.76	-----	1,094,107.33
	2018					818,566.31	-----	16,410.50	-----	802,155.81
	2017					722,381.81	-----	-291.58	722,673.39	-----
	Subtotal		019	1069	000	22,049,643.47	51,970,000.00	53,957,380.28	722,673.39	19,339,589.80
Construction, International Boundary and Water Commission, United States and Mexico, State Fund Resources:										
Undisbursed Funds	No Year		019	1078	000	193,294,955.10	51,030,000.00	-----	7,985,261.40	236,339,693.70
American Sections, International Commissions, State Fund Resources:										
Undisbursed Funds	2022		019	1082	000	-----	15,008,000.00	-21,000.00	8,633,784.22	6,353,215.78
	2021					5,546,187.54	-----	21,000.00	2,905,097.76	2,662,089.78
	2020					1,811,907.61	-----	-----	504,693.73	1,307,213.88
	2019-2020					500,000.00	-----	-----	-----	500,000.00
	2019					718,425.83	-----	-----	69,780.00	648,645.83
	2018-2019					370.67	-----	-----	369.67	1.00
	2018					436,329.71	-----	-----	-----	436,329.71
	2017-2018					28,801.41	-----	-24,912.00	-----	53,713.41
	2017					529,224.20	-----	-----	529,224.20	-----
	2016-2017					21,668.35	-----	-----	21,668.35	-----
	No Year					86,764.63	-----	-----	-----	86,764.63
Funds Held Outside the Treasury	2022					-----	-----	21,000.00	-----	21,000.00
	2021					21,000.00	-----	-21,000.00	-----	-----

Footnotes at End of Chapter

Appropriations, Outlays, and Balances - Continued

Appropriation or Fund Account  Title	Account Symbol				Balances, Beginning of Fiscal Year	Appropriations and Other Obligational Authority <sup>1</sup>	Transfers Borrowings and Investment (Net) <sup>2</sup>	Outlays (Net)	Balances Withdrawn and Other Transactions <sup>3</sup>	Balances, End of Fiscal Year	
	Period of Availability	ATA	AID	MAIN SUB							
International Fisheries Commissions, State Fund Resources:	Subtotal		019	1082	000	9,700,679.95	15,008,000.00	-----	12,088,813.38	550,892.55	12,068,974.02
Undisbursed Funds	2022		019	1087	000	-----	62,846,000.00	-----	61,555,683.18	-----	1,290,316.82
	2021					1,146,151.32	-----	-----	252,592.37	-----	893,558.95
	2020					17,706.35	-----	-----	-----	-----	17,706.35
	2019					178,880.22	-----	-----	-----	-----	178,880.22
	2018					131,297.12	-----	-----	-----	-----	131,297.12
	2017					24,989.04	-----	-----	-----	24,989.04	-----
	Subtotal		019	1087	000	1,499,024.05	62,846,000.00	-----	61,808,275.55	24,989.04	2,511,759.46
Total, International Commissions						226,544,302.57	180,854,000.00	-----	135,839,730.61	1,298,554.98	270,260,016.98
<b>Other</b>											
<b>General Fund Accounts</b>											
United States Emergency Refugee and Migration Assistance Fund, Funds Appropriated to the President, Executive Office of the President Fund Resources:											
Undisbursed Funds	No Year		011	0040	000	100,000.00	100,100,000.00	-----	-----	-----	100,200,000.00
Transfer To:											
State	No Year	019	011	0040	000	552,444,163.15	2,176,100,000.00	-----	717,928,532.87	-----	2,010,615,630.28
	Subtotal		011	0040	000	552,544,163.15	2,276,200,000.00	-----	717,928,532.87	-----	2,110,815,630.28
International Narcotics Control and Law Enforcement, International Security Assistance, State Fund Resources:											
Undisbursed Funds	2018-2023		011	1022	000	-----	-----	46,630,000.00	-----	46,630,000.00	-----
	2021-2022					-----	-42,800,000.00	42,800,000.00	-----	-----	-----
	2020-2022					-----	-----	14,000,000.00	-----	14,000,000.00	-----
	2017-2022					-----	-----	1,570,000.00	-----	1,570,000.00	-----
	2016-2017					-----	-----	42,584,298.82	-----	42,584,298.82	-----
	2012-2017					-----	-----	10,609,801.11	-----	10,609,801.11	-----
	No Year					565.06	-----	-----	-----	-----	565.06
Transfer To:											
State	2022-2024	019	011	1022	000	-----	430,000,000.00	-----	50,373.20	-----	429,949,626.80
	2022-2023					-----	1,391,004,000.00	-----	117,101,424.65	-----	1,273,902,575.35
	2018-2023					250,000.00	-----	63,540,571.00	-----	-----	49,647,789.87
	2021-2022					1,300,308,867.92	-----	-59,200,000.00	155,277,893.07	-----	1,085,830,974.85
	2017-2022					3,758,665.12	-----	212,423,771.00	15,201,726.48	-----	200,980,709.64
	2020-2021					1,108,265,000.02	-----	-14,000,000.00	202,286,888.00	-----	891,978,112.02
	2016-2021					77,716,370.94	-----	-----	27,019,286.02	-----	50,697,084.92
	2019-2020					1,092,463,918.76	-----	-----	240,918,515.40	-----	851,545,403.36
	2015-2020					36,321,402.75	-----	-----	4,621,712.80	-----	31,699,689.95

Footnotes at End of Chapter



## Appropriations, Outlays, and Balances - Continued

Appropriation or Fund Account  Title	Account Symbol				Balances, Beginning of Fiscal Year	Appropriations and Other Obligational Authority <sup>1</sup>	Transfers Borrowings and Investment (Net) <sup>2</sup>	Outlays (Net)	Balances Withdrawn and Other Transactions <sup>3</sup>	Balances, End of Fiscal Year	
	Period of Availability	ATA	AID	MAIN							SUB
	2018-2019				716,474,827.08	-----	-110,170,571.00	222,683,997.06	-----	383,620,259.02	
	2014-2019				47,209,230.86	-----	-----	19,443,819.65	-----	27,765,411.21	
	2017-2018				537,866,648.38	-----	-213,993,771.00	164,397,488.15	-----	159,475,389.23	
	2013-2018				25,216,098.30	-----	-----	7,500,277.94	-----	17,715,820.36	
	2016-2017				169,607,606.83	-----	-42,584,298.82	127,023,308.01	-----	-----	
	2012-2017				23,216,725.24	-----	-10,609,801.11	12,606,924.13	-----	-----	
	No Year				2,070,335.25	-----	-----	-18,023.94	-----	2,088,359.19	
	Subtotal		011	1022	000	5,140,746,262.51	1,778,204,000.00	-16,400,000.00	1,330,258,391.75	115,394,099.93	5,456,897,770.83
East-West Center, State Fund Resources:											
Undisbursed Funds	2022		019	0202	000	-----	19,700,000.00	-----	16,098,410.00	-----	3,601,590.00
	2021					3,215,000.00	-----	2,714,000.00	-----	501,000.00	
	2020					717,880.00	-----	374,000.00	-----	343,880.00	
	Subtotal		019	0202	000	3,932,880.00	19,700,000.00	-----	19,186,410.00	-----	4,446,470.00
North/South Center, State Fund Resources:											
Undisbursed Funds	No Year		019	0203	000	1,476.21	-----	-----	-----	-----	1,476.21
National Endowment for Democracy, State Fund Resources:											
Undisbursed Funds	No Year		019	0210	000	296,090,640.56	315,000,000.00	-----	322,184,661.09	-----	288,905,979.47
Payment to the Asia Foundation, State Fund Resources:											
Undisbursed Funds	No Year		019	0525	000	9,087,924.35	21,500,000.00	-----	21,610,008.42	-----	8,977,915.93
Global HIV/AIDS Initiative, State Fund Resources:											
Undisbursed Funds	No Year		019	1030	000	2,145,247.40	-----	-----	57,872.35	-----	2,087,375.05
Transfer To:											
Peace Corps	No Year	011	019	1030	044	2,543.79	-----	-----	-----	-----	2,543.79
Labor	No Year	016	019	1030	000	35,183.23	-----	-----	-----	-----	35,183.23
United States Agency for International Development	No Year	072	019	1030	000	3,404,149.68	-----	-----	922,506.38	-----	2,481,643.30
Departmental Management, Health and Human Services	No Year	075	019	1030	001	1,306,057.59	-----	-----	584,967.90	-----	721,089.69
Defense	No Year	097	019	1030	000	2,177,062.55	-----	-----	-15,204.30	-----	2,192,266.85
	Subtotal		019	1030	000	9,070,244.24	-----	-----	1,550,142.33	-----	7,520,101.91
Global Health Programs, State Fund Resources:											
Undisbursed Funds	2022-2026		019	1031	000	-----	2,459,624,770.00	-----	386,841,486.27	-----	2,072,783,283.73
	2021-2025					2,348,719,211.73	-----	-849,909,408.00	437,975,057.96	-----	1,060,834,745.77
	2020-2024					458,359,479.64	-----	-351,299,404.00	23,891,170.31	-----	83,168,905.33
	2022-2023					-----	1,920,000.00	-----	-----	-----	1,920,000.00
	2019-2023					44,424,446.23	-----	-25,000,000.00	4,971,629.72	-----	14,452,816.51

Footnotes at End of Chapter

Appropriations, Outlays, and Balances - Continued

Appropriation or Fund Account  Title	Account Symbol				Balances, Beginning of Fiscal Year	Appropriations and Other Obligational Authority <sup>1</sup>	Transfers Borrowings and Investment (Net) <sup>2</sup>	Outlays (Net)	Balances Withdrawn and Other Transactions <sup>3</sup>	Balances, End of Fiscal Year
	Period of Availability	ATA	AID	MAIN SUB						
	2021-2022				1,700,000.00	-----	-1,700,000.00	-----	-----	-----
	2018-2022				9,987,347.69	-----	-----	6,829,721.86	-----	3,157,625.83
	2017-2021				3,355,004.15	-----	-----	652,238.37	-----	2,702,765.78
	2016-2020				2,813,456.13	-----	-----	4,105.47	-----	2,809,350.66
	2015-2019				10,621,366.16	-----	-----	83,162.60	-----	10,538,203.56
	2014-2019				0.20	-----	-----	-----	-----	0.20
	2014-2018				7,645,377.18	-----	-----	132,310.75	-----	7,513,066.43
	2016-2017				-----	-----	1,553,211.43	-----	1,553,211.43	-----
	2013-2017				7,255,792.59	-----	33,512,371.96	7,927.66	40,760,236.89	-----
	2012-2017				-----	-----	1,179.30	-----	1,179.30	-----
	No Year				34,454,378.21	-----	-----	695,147.18	-----	33,759,231.03
Transfer To:										
Peace Corps	2022-2026	011	019	1031 000	-----	4,326,069.00	-----	-----	-----	4,326,069.00
	2021-2025				-----	-----	2,146,402.00	-----	-----	2,146,402.00
	2020-2024				36,331,148.38	-----	2,234,000.00	9,338,751.19	-----	29,226,397.19
	2019-2023				22,550,788.80	-----	-----	6,860,263.95	-----	15,690,524.85
	2018-2022				5,730,935.39	-----	-----	5,095,551.50	-----	635,383.89
	2017-2021				141,614.32	-----	-----	59,385.63	-----	82,228.69
	2016-2020				202,222.14	-----	-----	-----	-----	202,222.14
	2015-2019				21,125.48	-----	-----	-----	-----	21,125.48
	2014-2018				46,955.62	-----	-----	-30.06	-----	46,985.68
	2013-2017				89,190.26	-----	-89,498.54	-308.28	-----	-----
	No Year				557,547.15	-----	-----	158,668.59	-----	398,878.56
Departmental Management, Labor	No Year	016	019	1031 000	342,987.00	-----	-----	-----	-----	342,987.00
US Agency for International Development	2022-2026	072	019	1031 000	-----	1,831,923,064.00	-----	623,604,603.53	-----	1,208,318,460.47
	2021-2025				1,323,717,490.42	-----	729,716,037.00	1,488,032,123.86	-----	565,401,403.56
	2020-2025				-----	-----	2,249,461,074.60	1,124,439,548.87	-----	1,125,021,525.73
	2017-2025				-----	-----	51,494,516.05	36,928,779.15	-----	14,565,736.90
	2020-2024				1,418,127,000.61	-----	239,446,819.00	1,423,643,460.29	-----	233,930,359.32
	2019-2024				-----	-----	12,924,130.60	-----	-----	12,924,130.60
	2016-2024				588,731.00	-----	487,306.00	3,535.29	-----	1,072,501.71
	2022-2023				-----	3,880,000,000.00	-----	-----	-----	3,880,000,000.00
	2019-2023				275,341,439.58	-----	25,000,000.00	196,536,685.44	-----	103,804,754.14
	2018-2023				1,015,200.05	-----	-----	297,390.05	-----	717,810.00
	2015-2023				2,174,088.00	-----	239,557.10	911,856.89	-----	1,501,788.21
	2021-2022				3,264,126,762.89	-----	-4,100,000.00	865,163,147.24	-----	2,394,863,615.65
	2020-2022				43,357,020.01	-----	5,000,000.00	10,378,894.92	-----	37,978,125.09
	2018-2022				67,450,318.57	-----	-----	20,821,739.82	-----	46,628,578.75
	2017-2022				3,610,899.78	-----	-----	665,711.81	-----	2,945,187.97

Footnotes at End of Chapter

## Appropriations, Outlays, and Balances - Continued

Appropriation or Fund Account  Title	Account Symbol				Balances, Beginning of Fiscal Year	Appropriations and Other Obligational Authority <sup>1</sup>	Transfers Borrowings and Investment (Net) <sup>2</sup>	Outlays (Net)	Balances Withdrawn and Other Transactions <sup>3</sup>	Balances, End of Fiscal Year
	Period of Availability	ATA	AID	MAIN						
	2014-2022				3,029,157.80	-----	-----	2,746,397.80	-----	282,760.00
	2020-2021				2,254,479,435.68	-----	-2,254,461,074.60	-540,796.88	-----	559,157.96
	2017-2021				51,494,680.06	-----	-51,494,516.05	-3,132,215.85	-----	3,132,379.86
	2016-2021				14,804,528.83	-----	28,312,566.05	12,549,620.17	-----	30,567,474.71
	2013-2021				2,015,501.73	-----	2,624,887.60	1,474,035.85	-----	3,166,353.48
	2019-2020				1,068,578,838.66	-----	-12,924,130.60	692,858,056.52	-----	362,796,651.54
	2016-2020				29,887,160.75	-----	-487,306.00	13,381,744.15	-----	16,018,110.60
	2015-2020				22,043,121.28	-----	-----	6,501,004.35	-----	15,542,116.93
	2018-2019				326,334,728.20	-----	-----	196,849,515.29	-----	129,485,212.91
	2015-2019				16,078,288.11	-----	-239,557.10	8,767,507.76	-----	7,071,223.25
	2014-2019				20,260,121.75	-----	-----	4,315,704.56	-----	15,944,417.19
	2017-2018				108,341,909.62	-----	-----	51,055,047.49	-----	57,286,862.13
	2014-2018				7,071,752.07	-----	-----	4,044,224.78	-----	3,027,527.29
	2013-2018				4,685,773.24	-----	-----	1,730,582.71	-----	2,955,190.53
	2016-2017				67,687,103.62	-----	-29,865,777.48	37,821,326.14	-----	-----
	2013-2017				3,611,533.87	-----	-2,624,887.60	986,646.27	-----	-----
	2012-2017				967,072.66	-----	-1,179.30	965,893.36	-----	-----
	No Year				164,230,571.39	-----	43,000,000.00	52,367,909.22	-----	154,862,662.17
Office of Secretary, Health and Human Services	2022-2026	075	019	1031	001	-----	1,601,993,097.00	-----	44,240,469.37	1,557,752,627.63
	2021-2025					1,784,544,070.29	-----	29,512,120.00	1,192,464,961.11	621,591,229.18
	2020-2024					771,057,339.59	-----	99,719,994.00	550,556,818.27	320,220,515.32
	2019-2023					320,017,481.13	-----	-----	202,667,438.87	117,350,042.26
	2018-2022					88,887,711.20	-----	-----	59,221,282.67	29,666,428.53
	2017-2021					43,873,607.02	-----	-----	17,886,551.59	25,987,055.43
	2016-2020					22,634,472.54	-----	-----	5,251,780.18	17,382,692.36
	2015-2019					38,261,286.39	-----	-----	2,811,610.16	35,449,676.23
	2014-2018					21,108,636.34	-----	-----	118,262.06	20,990,374.28
	2013-2017					25,980,167.21	-----	-26,086,091.55	-105,924.34	-----
	No Year					18,748,755.23	-----	-----	5,495,709.16	13,253,046.07
Department of Defense	2022-2026	097	019	1031	000	-----	52,133,000.00	-----	-----	52,133,000.00
	2021-2025					<sup>6</sup> 46,838,105.00	-----	88,534,849.00	51,314,629.45	84,058,324.55
	2020-2024					97,149,814.22	-----	9,898,591.00	70,095,550.00	36,952,855.22
	2019-2023					<sup>6</sup> 36,463,340.69	-----	-----	23,313,308.21	13,150,032.48
	2018-2022					9,269,070.17	-----	-----	6,422,484.97	2,846,585.20
	2017-2021					4,868,275.61	-----	-----	3,464,620.43	1,403,655.18
	2016-2020					6,128,455.12	-----	-----	761,345.90	5,367,109.22
	2015-2019					51,356,884.79	-----	-----	163,206.60	51,193,678.19
	2014-2018					38,358,730.17	-----	-----	-80,448.43	38,439,178.60
	2013-2017					7,289,607.11	-----	-7,336,781.87	-----	-----

Footnotes at End of Chapter

Appropriations, Outlays, and Balances - Continued

Appropriation or Fund Account  Title	Account Symbol				Balances, Beginning of Fiscal Year	Appropriations and Other Obligational Authority <sup>1</sup>	Transfers Borrowings and Investment (Net) <sup>2</sup>	Outlays (Net)	Balances Withdrawn and Other Transactions <sup>3</sup>	Balances, End of Fiscal Year
	Period of Availability	ATA	AID	MAIN SUB						
	No Year				3,352,665.33	-----	-----	3,193,312.10	-----	159,353.23
	Subtotal		019	1031 000	16,996,649,079.83	9,831,920,000.00	37,200,000.00	9,998,975,715.09	42,314,627.62	16,824,478,737.12
Democracy Fund, State Fund Resources:										
Undisbursed Funds	2020-2025		019	1121 000	-----	-----	86,751.00	-----	-----	86,751.00
	2019-2024				-----	-----	2,907,982.00	-----	-----	2,907,982.00
	2022-2023				-----	215,450,000.00	-----	-----	-----	215,450,000.00
	2018-2023				44,706.00	-----	1,256,420.00	51,852.04	-----	1,249,273.96
	2021-2022				190,431,482.01	-----	-----	4,229,538.47	-----	186,201,943.54
	2017-2022				1,221,695.00	-----	488,352.00	573,085.71	-----	1,136,961.29
	2020-2021				171,407,253.88	-----	-86,751.00	52,488,681.43	-----	118,831,821.45
	2016-2021				980,191.63	-----	-----	473,702.00	-----	506,489.63
	2019-2020				113,667,843.01	-----	-2,907,982.00	53,361,778.40	-----	57,398,082.61
	2015-2020				431,973.93	-----	-----	385,760.87	-----	46,213.06
	2018-2019				46,489,181.76	-----	-1,256,420.00	31,618,234.54	-----	13,614,527.22
	2014-2019				498,906.48	-----	-----	137,400.00	-----	361,506.48
	2017-2018				13,486,133.11	-----	-488,352.00	7,457,525.63	-----	5,540,255.48
	2013-2018				93,141.63	-----	-----	-----	-----	93,141.63
	2016-2017				7,284,999.42	-----	621,392.48	1,933,954.64	5,972,437.26	-----
	2012-2017				155,795.97	-----	111,772.00	11.31	267,556.66	-----
Transfer To:										
US Agency for International Development	2020-2025	072	019	1121 000	-----	-----	92,952,501.91	47,717,640.63	-----	45,234,861.28
	2022-2023				-----	125,250,000.00	-----	-----	-----	125,250,000.00
	2021-2022				100,249,944.19	-----	-----	2,282,464.40	-----	97,967,479.79
	2017-2022				-----	-----	60,115.61	0.28	-----	60,115.33
	2020-2021				92,952,501.91	-----	-92,952,501.91	-----	-----	-----
	2016-2021				497,023.22	-----	1,097,534.94	139,895.40	-----	1,454,662.76
	2019-2020				28,735,056.15	-----	-----	19,374,864.78	-----	9,360,191.37
	2015-2020				1,167,984.28	-----	-----	104,683.95	-----	1,063,300.33
	2018-2019				9,306,733.89	-----	-----	5,917,253.89	-----	3,389,480.00
	2017-2018				8,528,108.67	-----	-60,115.61	3,056,416.58	-----	5,411,576.48
	2013-2018				516,157.00	-----	-----	-----	-----	516,157.00
	2016-2017				2,601,684.74	-----	-1,718,927.42	882,757.32	-----	-----
	2012-2017				111,772.00	-----	-111,772.00	-----	-----	-----
	Subtotal		019	1121 000	790,860,269.88	340,700,000.00	0.00	232,187,502.27	6,239,993.92	893,132,773.69
Migration and Refugee Assistance, State Fund Resources:										
Undisbursed Funds	2021-2022		019	1143 000	168,029,411.40	-----	-----	155,978,601.52	-----	12,050,809.88
	No Year				1,696,774,928.78	5,077,188,000.00	-----	4,556,268,348.35	-----	2,217,694,580.43

Footnotes at End of Chapter

## Appropriations, Outlays, and Balances - Continued

Appropriation or Fund Account  Title	Account Symbol				Balances, Beginning of Fiscal Year	Appropriations and Other Obligational Authority <sup>1</sup>	Transfers Borrowings and Investment (Net) <sup>2</sup>	Outlays (Net)	Balances Withdrawn and Other Transactions <sup>3</sup>	Balances, End of Fiscal Year	
	Period of Availability	ATA	AID	MAIN							SUB
	Subtotal		019	1143	000	1,864,804,340.18	5,077,188,000.00	-----	4,712,246,949.87	-----	2,229,745,390.31
United States Bilateral Science and Technology Agreements, State Fund Resources:											
Undisbursed Funds	No Year		019	1151	000	24,278.47	-----	-----	-----	-----	24,278.47
Andean Counterdrug Programs, State Fund Resources:											
Undisbursed Funds	2008-2010		019	1154	000	-145,107.74	-----	-----	-----	-----	<sup>7</sup> -145,107.74
	2007-2009					-7,138,845.59	-----	-----	-----	-----	<sup>7</sup> -7,138,845.59
	No Year					1,867,011.36	-----	-----	-----	-----	1,867,011.36
Transfer To:											
United States Agency for International Development	No Year	072	019	1154	000	189,471.45	-----	-----	-----	-----	189,471.45
	Subtotal		019	1154	000	-5,227,470.52	-----	-----	-----	-----	-5,227,470.52
Complex Crises Fund, Funds Appropriated to the President, Agency for International Development Fund Resources:											
Undisbursed Funds	No Year		072	1015	000	88,892,904.15	60,000,000.00	-----	36,913,307.22	-----	111,979,596.93
Transfer To:											
State	No Year	019	072	1015	000	3,730.00	-----	-----	-----	-----	3,730.00
	Subtotal		072	1015	000	88,896,634.15	60,000,000.00	-----	36,913,307.22	-----	111,983,326.93
<b>Special Fund Accounts</b>											
Fisherman's Protective Fund, Special Account, State Fund Resources:											
Undisbursed Funds	No Year		019	5116	000	630,948.81	-----	-----	-----	-----	630,948.81
Fishermen's Guaranty Fund, State Fund Resources:											
Undisbursed Funds	No Year		019	5121	000	2,747,861.55	-----	-----	-----	-----	2,747,861.55
International Center, Washington, D. C., State Fund Resources:											
Undisbursed Funds	No Year		019	5151	000	8,681,109.08	697,405.66	4,751.84	1,892,217.99	-----	7,491,048.59
Unrealized Discount on Investments						-2,311.36	-----	-307,036.21	-----	-----	-309,347.57
Investments in US Treasury Securities						12,007,063.20	-----	302,284.37	-----	-----	12,309,347.57
	Subtotal		019	5151	000	20,685,860.92	697,405.66	-----	1,892,217.99	-----	19,491,048.59
International Litigation Fund, State Fund Resources:											
Undisbursed Funds	No Year		019	5177	000	17,436,035.76	6,273,000.00	-----	3,433,814.43	-----	20,275,221.33
<b>Trust Fund Accounts</b>											
American Studies Endowment Fund, State Fund Resources:											
Undisbursed Funds	No Year		019	8166	000	42,710.83	-----	-----	-----	-----	42,710.83

Footnotes at End of Chapter

Appropriations, Outlays, and Balances - Continued

Appropriation or Fund Account  Title	Account Symbol				Balances, Beginning of Fiscal Year	Appropriations and Other Obligational Authority <sup>1</sup>	Transfers Borrowings and Investment (Net) <sup>2</sup>	Outlays (Net)	Balances Withdrawn and Other Transactions <sup>3</sup>	Balances, End of Fiscal Year
	Period of Availability	ATA	AID	MAIN SUB						
Israeli Arab Scholarship Program, State Fund Resources:										
Undisbursed Funds	No Year		019	8271 000	559,391.35	108,962.98	32,656.25	-----	-----	701,010.58
Unrealized Discount on Investments					-10,265.47	-----	-32,656.25	-----	-----	-42,921.72
Investments in US Treasury Securities					4,978,500.00	-----	-----	-----	-----	4,978,500.00
Subtotal			019	8271 000	5,527,625.88	108,962.98	-----	-----	-----	5,636,588.86
Eastern Europe Student Exchange Endowment Fund, State Fund Resources:										
Undisbursed Funds	No Year		019	8272 000	129,199.03	-----	-----	-----	-----	129,199.03
Center for Middle Eastern-Western Dialogue Trust Fund, State Fund Resources:										
Undisbursed Funds	No Year		019	8813 000	2,229,322.23	209,766.66	573,939.89	723,000.00	-----	2,290,028.78
Unrealized Discount on Investments					-15,936.53	-----	-68,675.62	-----	-----	-84,612.15
Investments in US Treasury Securities					10,625,163.17	-----	-505,264.27	-----	-----	10,119,898.90
Subtotal			019	8813 000	12,838,548.87	209,766.66	-----	723,000.00	-----	12,325,315.53
Eisenhower Exchange Fellowship Program Trust Fund Fund Resources:										
Undisbursed Funds	No Year		570	8276 000	3,962,895.89	44,774.85	22,789.89	135,583.00	-----	3,894,877.63
Unrealized Discount on Investments					-----	-----	-22,789.89	-----	-----	-22,789.89
Investments in US Treasury Securities					4,083,800.00	-----	-----	-----	-----	4,083,800.00
Subtotal			570	8276 000	8,046,695.89	44,774.85	-----	135,583.00	-----	7,955,887.74
Total, Other					25,815,566,210.55	19,727,745,910.15	20,800,000.00	17,399,226,236.33	163,948,721.47	28,000,937,162.90
<b>Deductions for Offsetting Receipts</b>										
Proprietary Receipts from the Public					-----	-4,344,749,017.95	-----	-4,344,749,017.95	-----	-----
Intrabudgetary Receipts Deducted by Agency					-----	-938,464,653.68	-----	-938,464,653.68	-----	-----
Total, Offsetting Receipts					-----	-5,283,213,671.63	-----	-5,283,213,671.63	-----	-----
Total, Department of State					77,473,164,599.13	36,999,033,239.35	30,800,000.00	33,230,702,309.68	254,131,873.16	81,018,163,655.64
<b>Memorandum</b>										
<b>Financing Accounts</b>										
<b>Public Enterprise Funds</b>										
Repatriation Loans, Financing Account, State Fund Resources:										
Undisbursed Funds	No Year		019	4107 000	5,357,906.73	-----	-1,134,681.00	-1,625,455.16	-----	5,848,680.89
Authority to Borrow from the Treasury					-----	2,064,319.00	-2,064,319.00	-----	-----	-----
Subtotal			019	4107 000	5,357,906.73	2,064,319.00	-3,199,000.00	-1,625,455.16	-----	5,848,680.89
Total, Financing Accounts					5,357,906.73	2,064,319.00	-3,199,000.00	-1,625,455.16	-----	5,848,680.89

Footnotes at End of Chapter

## Appropriations, Outlays, and Balances - Continued

---

### Footnotes

---

- 1 The amounts in this column, unless otherwise footnoted, represent appropriations, increases and rescissions in borrowing authority or new contract authority. Appropriation accounts with appropriation transfer activity are presented in Table 1 (Appropriations and Appropriation Transfers) at the end of this chapter.
- 2 The amounts in this column, unless otherwise footnoted, represent transfers - other than appropriation transfers, borrowings (gross), investments (net), unrealized discounts or funds held outside the Treasury.
- 3 The amounts in this column, unless otherwise footnoted, represent obligated balances canceled for fiscal year 2017 pursuant to 31 U.S.C. 1553 and adjustments to borrowing and contract authority.
- 4 Represents capital transfer to miscellaneous receipts.
- 5 The opening balance of 019 X 5515 000 has been adjusted during the current fiscal year by -\$2,970,840.00 and does not agree with last year's closing balance.
- 6 The opening balance(s) of the following account(s) have been adjusted during the current fiscal year and do not agree with last year's closing balance(s):

<u>Account Symbol: (ATA, AID, POA, MAIN, SUB)</u>	<u>Adjustment</u>
097 019 2021-2025 1031 000 - Undi sbursed Funds	-\$570, 415. 91
097 019 2019-2023 1031 000 - Undi sbursed Funds	\$570, 415. 91

- 7 Subject to disposition by the administrative agency.

Appropriations, Outlays, and Balances - Continued

Footnotes

Table 1 - Appropriations and Appropriation Transfers - Department of State

AID	ATA	Period of Availability	MAIN	Net Appropriations and Appropriation Transfers	Appropriation Amount	Net Appropriation Transfers	AID Involved	ATA Involved	Period of Availability Involved	MAIN Involved	Amount From or To (-)
011		X	0040	100,100,000.00	2,276,200,000.00	-2,176,100,000.00	011	019	X	0040	-2,176,100,000.00
011		2223	1022	0.00	1,391,004,000.00	-1,391,004,000.00	011	019	2223	1022	-1,391,004,000.00
011		2224	1022	0.00	430,000,000.00	-430,000,000.00	011	019	2224	1022	-430,000,000.00
019	011	2226	1031	4,326,069.00	0.00	4,326,069.00	019		2226	1031	4,326,069.00
019		X	0113	3,832,499,000.00	44,300,000.00	3,788,199,000.00	019		22	0113	3,788,199,000.00
019		22	0113	5,172,926,161.00	9,178,789,000.00	-4,005,862,839.00	019		X	0113	-3,788,199,000.00
							019		2223	0113	-217,013,839.00
							019		X	0209	-750,000.00
							019		22	1124	100,000.00
019		2223	0113	217,013,839.00	0.00	217,013,839.00	019		22	0113	217,013,839.00
019		2224	0113	276,430,000.00	315,000,000.00	-38,570,000.00	019		X	0120	-24,170,000.00
							019		X	0209	-9,400,000.00
							019		X	0522	-5,000,000.00
019		X	0120	334,170,000.00	310,000,000.00	24,170,000.00	019		2224	0113	24,170,000.00
019		X	0209	763,150,000.00	753,000,000.00	10,150,000.00	019		22	0113	750,000.00
							019		2224	0113	9,400,000.00
019		X	0522	325,285,000.00	320,785,000.00	4,500,000.00	019		2224	0113	5,000,000.00
							019		22	0601	-500,000.00
019		22	0529	84,458,000.00	91,458,000.00	-7,000,000.00	019		2223	0529	-7,000,000.00
019		2223	0529	47,000,000.00	40,000,000.00	7,000,000.00	019		22	0529	7,000,000.00
019		22	0601	500,000.00	0.00	500,000.00	019		X	0522	500,000.00
019		2223	1031	1,920,000.00	3,880,000,000.00	-3,878,080,000.00	019		22	1005	1,920,000.00
							019	072	2223	1031	-3,880,000,000.00
019		2226	1031	2,459,624,770.00	5,950,000,000.00	-3,490,375,230.00	019	011	2226	1031	-4,326,069.00
							019	072	2226	1031	-1,831,923,064.00
							019	075	2226	1031	-1,601,993,097.00
							019	097	2226	1031	-52,133,000.00
019		22	1069	44,174,000.00	51,970,000.00	-7,796,000.00	019		2223	1069	-7,796,000.00
019		2223	1069	7,796,000.00	0.00	7,796,000.00	019		22	1069	7,796,000.00
019		2223	1121	215,450,000.00	340,700,000.00	-125,250,000.00	019	072	2223	1121	-125,250,000.00
019		22	1124	774,832,312.00	1,498,614,000.00	-723,781,688.00	019		22	0113	-100,000.00
							019		2223	1124	-723,681,688.00



## Appropriations, Outlays, and Balances - Continued

### Footnotes

Table 1 - Appropriations and Appropriation Transfers - Department of State

AID	ATA	Period of Availability	MAIN	Net Appropriations and Appropriation Transfers	Appropriation Amount	Net Appropriation Transfers	AID Involved	ATA Involved	Period of Availability Involved	MAIN Involved	Amount From or To (-)
019		2223	1124	723,681,688.00	0.00	723,681,688.00	019		22	1124	723,681,688.00
019		22	1126	1,589,402,778.00	1,662,928,000.00	-73,525,222.00	019		2223	1126	-73,525,222.00
019		2223	1126	73,525,222.00	0.00	73,525,222.00	019		22	1126	73,525,222.00
011	019	X	0040	2,176,100,000.00	0.00	2,176,100,000.00	011		X	0040	2,176,100,000.00
011	019	2223	1022	1,391,004,000.00	0.00	1,391,004,000.00	011		2223	1022	1,391,004,000.00
011	019	2224	1022	430,000,000.00	0.00	430,000,000.00	011		2224	1022	430,000,000.00
019	072	2223	1031	3,880,000,000.00	0.00	3,880,000,000.00	019		2223	1031	3,880,000,000.00
019	072	2226	1031	1,831,923,064.00	0.00	1,831,923,064.00	019		2226	1031	1,831,923,064.00
019	072	2223	1121	125,250,000.00	0.00	125,250,000.00	019		2223	1121	125,250,000.00
019	075	2226	1031	1,601,993,097.00	0.00	1,601,993,097.00	019		2226	1031	1,601,993,097.00
019	097	2226	1031	52,133,000.00	0.00	52,133,000.00	019		2226	1031	52,133,000.00
<b>Total</b>				<b>28,536,668,000.00</b>	<b>28,534,748,000.00</b>	<b>1,920,000.00</b>					<b>1,920,000.00</b>

Appropriations, Outlays, and Balances - Continued

Appropriation or Fund Account  Title	Account Symbol				Balances, Beginning of Fiscal Year	Appropriations and Other Obligational Authority <sup>1</sup>	Transfers Borrowings and Investment (Net) <sup>2</sup>	Outlays (Net)	Balances Withdrawn and Other Transactions <sup>3</sup>	Balances, End of Fiscal Year	
	Period of Availability	ATA	AID	MAIN							SUB
<p align="center"><b>Department of Transportation</b></p> <p align="center"><b>Office of the Secretary</b></p> <p align="center"><b>General Fund Accounts</b></p>											
Salaries and Expenses, Office of the Secretary, Transportation											
Fund Resources:											
Undisbursed Funds	2021-2023		069	0102	000	2,992,572.57	-----	-----	2,041,065.01	-----	951,507.56
	2022					-----	141,500,000.00	-----	116,965,690.42	-----	24,534,309.58
	2021-2022					-----	-----	1,450,000.00	-----	-----	1,450,000.00
	2021					22,481,374.32	-----	-1,450,000.00	12,615,541.27	-----	8,415,833.05
	2020					2,726,000.14	-----	-----	284,402.47	-----	2,441,597.67
	2019					1,712,424.41	-----	-----	-167,895.05	-----	1,880,319.46
	2018					1,974,464.71	-----	-----	-1,793.87	-----	1,976,258.58
	2017					5,569,719.96	-----	-----	-343,182.63	5,912,902.59	-----
	No Year					66,964,269.35	-----	-----	-5,145,020.00	-----	72,109,289.35
	Subtotal		069	0102	000	104,420,825.46	141,500,000.00	-----	126,248,807.62	5,912,902.59	113,759,115.25
Aviation Manufacturing Payroll Support Program, Office of the Secretary, Transportation											
Fund Resources:											
Undisbursed Funds	2021-2023		069	0110	000	2,812,412,306.02	-----	-----	302,145,107.96	-----	2,510,267,198.06
Financial Management Capital, Office of the Secretary, Transportation											
Fund Resources:											
Undisbursed Funds	2022-2023		069	0116	000	-----	5,000,000.00	-----	397,826.00	-----	4,602,174.00
	2021-2022					2,000,000.00	-----	-----	920,171.00	-----	1,079,829.00
	2020-2021					563,466.70	-----	-----	563,453.90	-----	12.80
	2018-2020					24,159.26	-----	-----	-7,227.62	-----	31,386.88
	No Year					1,671,351.73	-----	-----	444,937.40	-----	1,226,414.33
	Subtotal		069	0116	000	4,258,977.69	5,000,000.00	-----	2,319,160.68	-----	6,939,817.01
Office of Civil Rights, Office of the Secretary, Transportation											
Fund Resources:											
Undisbursed Funds	2022		069	0118	000	-----	11,564,000.00	-----	7,080,532.82	-----	4,483,467.18
	2021					2,829,807.44	-----	-----	1,962,078.11	-----	867,729.33
	2020					672,527.08	-----	-----	85,694.51	-----	586,832.57
	2019					469,020.72	-----	-----	-20,420.68	-----	489,441.40
	2018					558,761.09	-----	-----	-2,612.85	-----	561,373.94
	2017					558,509.69	-----	-----	-33,557.02	592,066.71	-----
	Subtotal		069	0118	000	5,088,626.02	11,564,000.00	-----	9,071,714.89	592,066.71	6,988,844.42
Small and Disadvantaged Business Utilization and Outreach, Office of the Secretary, Transportation											
Fund Resources:											
Undisbursed Funds	2022-2023		069	0119	000	-----	4,977,000.00	-----	1,360,092.87	-----	3,616,907.13
	2021-2022					3,040,763.06	-----	-----	2,413,197.38	-----	627,565.68

Footnotes at End of Chapter

## Appropriations, Outlays, and Balances - Continued

Appropriation or Fund Account  Title	Account Symbol				Balances, Beginning of Fiscal Year	Appropriations and Other Obligational Authority <sup>1</sup>	Transfers Borrowings and Investment (Net) <sup>2</sup>	Outlays (Net)	Balances Withdrawn and Other Transactions <sup>3</sup>	Balances, End of Fiscal Year
	Period of Availability	ATA	AID	MAIN						
	2020-2021				329,488.13	-----	-----	92,188.95	-----	237,299.18
	2019-2020				63,847.68	-----	-----	-5,554.22	-----	69,401.90
	2018-2019				72,246.15	-----	-----	-556.95	-----	72,803.10
	2017-2018				40,451.08	-----	-----	-21,612.25	-----	62,063.33
	2016-2017				129,658.38	-----	-----	-----	129,658.38	-----
	No Year				3,385,976.20	-----	-----	324,480.99	-----	3,061,495.21
	Subtotal		069	0119	7,062,430.68	4,977,000.00	-----	4,162,236.77	129,658.38	7,747,535.53
Transportation Planning, Research, and Development, Office of the Secretary, Transportation Fund Resources:										
Undisbursed Funds										
	2014-2019		069	0142	111,195.20	-----	-----	-----	-----	111,195.20
	2013-2018				98,352.21	-----	-----	-----	-----	98,352.21
	2012-2017				2,026.39	-----	-----	-15,653.33	17,679.72	-----
	No Year				21,777,369.62	29,863,000.00	-----	13,952,863.55	-----	37,687,506.07
	Subtotal		069	0142	21,988,943.42	29,863,000.00	-----	13,937,210.22	17,679.72	37,897,053.48
National Infrastructure Investments, Office of the Secretary, Transportation Fund Resources:										
Undisbursed Funds										
	2022-2026		069	0143	-----	1,470,000,000.00	-----	-----	-----	1,470,000,000.00
	2021-2024				1,000,000,000.00	-----	-987,089,900.00	-----	-----	12,910,100.00
	2022-2023				-----	53,939,902.58	-----	-----	-----	53,939,902.58
	2021-2022				398,547,576.90	-29,896,203.90	-368,651,373.00	-----	-----	-----
	2020-2022				9,500,840.00	-24,043,698.68	19,827,638.27	2,601,547.64	-----	2,683,231.95
	2019-2021				2,040,608.12	-----	-----	1,683,502.41	-----	357,105.71
	2018-2020				21,714,181.92	-----	-----	-----	-----	21,714,181.92
	2017-2020				6,285,213.65	-----	-----	472,519.45	-----	5,812,694.20
	2016-2019				1,546,909.32	-----	-----	-3,419.16	-----	1,550,328.48
	2015-2017				1,462,505.20	-----	7,156,566.86	-1,734.73	-----	<sup>4</sup> 8,620,806.79
	No Year				-----	1,755,000,000.00	-----	-----	-----	1,755,000,000.00
Transfer To:										
Federal Highway Administration, Transportation										
	2021-2024	069	069	0143	005	-----	-----	653,409,225.00	-----	653,409,225.00
	2021-2022					-----	-----	278,905,806.00	-----	265,490,889.52
	2020-2022					768,599,713.52	-----	-21,603,119.85	-----	671,379,584.05
	2019-2021					302,900,264.33	-----	-----	114,440,116.47	188,460,147.86
	2018-2020					614,328,150.24	-----	-----	-----	289,661,382.37
	2017-2020					157,822,432.60	-----	-----	55,098,033.25	102,724,399.35
	2016-2019					60,663,821.72	-----	-----	44,129,174.30	16,534,647.42
	2015-2017					30,814,197.01	-----	-----	18,958,128.67	<sup>4</sup> 11,856,068.34
	2013-2014					2,916,994.01	-----	-----	1,462,539.34	<sup>5</sup> 1,454,454.67
Federal Railroad Administration, Transportation										
	2021-2024	069	069	0143	007	-----	-----	72,151,181.00	726,900.00	71,424,281.00

Footnotes at End of Chapter

Appropriations, Outlays, and Balances - Continued

Appropriation or Fund Account  Title	Account Symbol				Balances, Beginning of Fiscal Year	Appropriations and Other Obligational Authority <sup>1</sup>	Transfers Borrowings and Investment (Net) <sup>2</sup>	Outlays (Net)	Balances Withdrawn and Other Transactions <sup>3</sup>	Balances, End of Fiscal Year	
	Period of Availability	ATA	AID	MAIN SUB							
	2021-2022				-----	-----	16,157,375.00	-----	-----	16,157,375.00	
	2020-2022				47,029,109.02	-----	-27,389.72	1,309.10	-----	47,000,410.20	
	2019-2021				11,300,000.00	-----	-----	4,635,582.32	-----	6,664,417.68	
	2018-2020				80,700,341.88	-----	-----	31,370,989.50	-----	49,329,352.38	
	2017-2020				16,630,074.14	-----	-----	3,569,876.29	-----	13,060,197.85	
	2016-2019				19,793,899.75	-----	-----	623,599.58	-----	19,170,300.17	
	2015-2017				30,826,078.79	-----	-6,850,799.42	23,975,279.37	-----	-----	
Federal Transit Administration, Transportation	2021-2024	069	069	0143	011	-----	184,247,021.00	-----	-----	184,247,021.00	
	2021-2022					-----	63,188,192.00	-----	-----	63,188,192.00	
	2020-2022					-----	8,102,614.80	572,517.58	-----	100,956,190.22	
	2019-2021					-----	-----	3,872,311.53	-----	34,576,317.38	
	2018-2020					-----	-----	15,125,388.27	-----	77,260,009.34	
	2017-2020					-----	-----	3,934,029.00	-----	13,381,536.00	
	2016-2019					-----	-----	14,527,807.20	-----	17,856,115.03	
	2015-2017					-----	-----	15,319,148.23	-----	26,869,127.44	
Maritime Administration, Transportation	2021-2024	069	069	0143	017	-----	77,282,473.00	-----	-----	77,282,473.00	
	2021-2022					-----	10,400,000.00	-----	-----	10,400,000.00	
	2020-2022					-----	-6,299,743.50	10,612,306.80	-----	62,424,974.70	
	2019-2021					-----	-----	13,330,659.87	-----	89,467,184.48	
	2018-2020					-----	-----	41,243,359.48	-----	173,252,521.47	
	2017-2020					-----	-----	6,662,764.97	-----	7,742,467.25	
	2016-2019					-----	-----	6,754,748.81	-----	18,712,629.34	
	2015-2017					-----	-305,767.44	4,887,673.30	-----	-----	
	Subtotal		069	0143	000	4,343,267,595.95	3,225,000,000.00	0.00	854,285,352.81	-----	6,713,982,243.14
New Headquarters Building, Office of the Secretary, Transportation Fund Resources:											
Undisbursed Funds	No Year		069	0147	000	112,868.89	-----	-----	-----	-----	112,868.89
General Fund Payment To National Surface Transportation and Innovative Finance Bureau Highway Trust Fund Account, Upward Reestimates, Office of Secretary, Transportation Fund Resources:											
Undisbursed Funds	No Year		069	0149	000	-----	206,245,999.52	-----	206,245,999.52	-----	-----
Minority Business Resource Center Program, Office of the Secretary, Transportation Fund Resources:											
Undisbursed Funds	2019		069	0155	000	137,766.22	-----	-----	-----	-----	137,766.22
	2018					436,518.02	-----	-42.84	-----	-----	436,560.86
	2017					735,732.95	-----	-161.83	735,894.78	-----	-----
	Subtotal		069	0155	000	1,310,017.19	-----	-204.67	735,894.78	-----	574,327.08

Footnotes at End of Chapter

## Appropriations, Outlays, and Balances - Continued

Appropriation or Fund Account	Account Symbol				Balances, Beginning of Fiscal Year	Appropriations and Other Obligational Authority <sup>1</sup>	Transfers Borrowings and Investment (Net) <sup>2</sup>	Outlays (Net)	Balances Withdrawn and Other Transactions <sup>3</sup>	Balances, End of Fiscal Year	
Title	Period of Availability	ATA	AID	MAIN							SUB
Cyber Security Initiatives, Office of the Secretary, Transportation Fund Resources:											
Undisbursed Funds	2022-2023		069	0159	000	-----	39,400,000.00	-----	12,238,139.28	-----	27,161,860.72
	2021-2022					21,922,382.00	-----	-----	10,513,313.32	-----	11,409,068.68
	2020-2021					2,548,455.78	-----	-----	1,891,974.15	-----	656,481.63
	2019-2020					154,693.69	-----	-----	-----	-----	154,693.69
	2018-2019					19,518.90	-----	-----	-----	-----	19,518.90
	2017-2018					142,021.40	-----	-----	-----	-----	142,021.40
	2016-2017					122,434.47	-----	-----	-----	122,434.47	-----
Subtotal			069	0159	000	24,909,506.24	39,400,000.00	-----	24,643,426.75	122,434.47	39,543,645.02
Thriving Communities, Office of the Secretary, Transportation Fund Resources:											
Undisbursed Funds	2022-2024		069	0162	000	-----	25,000,000.00	-----	375,390.16	-----	24,624,609.84
National Surface Transportation and Innovative Finance Bureau, Transportation Fund Resources:											
Undisbursed Funds	2017		069	0170	000	127,322.56	-----	-----	-1.00	127,323.56	-----
	No Year					12,342,041.34	3,800,000.00	-----	736,724.66	-----	15,405,316.68
Subtotal			069	0170	000	12,469,363.90	3,800,000.00	-----	736,723.66	127,323.56	15,405,316.68
TIFIA ARRA General Fund Program Account, Office of the Secretary, Transportation Fund Resources:											
Undisbursed Funds	2022		069	1309	000	-----	52,263.78	-----	52,263.78	-----	-----
Research and Technology, Office of the Secretary, Transportation Fund Resources:											
Undisbursed Funds	2022		069	1730	000	-----	8,645,000.00	-----	7,437,227.10	-----	1,207,772.90
	2021					621,697.30	-----	-----	476,768.41	-----	144,928.89
	2019-2021					107,618.40	-----	-----	44,239.28	-----	63,379.12
	2020					692,086.76	-----	-----	368,652.40	-----	323,434.36
	2018-2020					260,577.30	-----	-----	-5,863.19	-----	266,440.49
	2019					103,973.27	-----	-----	-----	-----	103,973.27
	2017-2019					3,056,344.08	-----	-----	520.60	-----	3,055,823.48
	2018					98,041.78	-----	-----	-----	-----	98,041.78
	2016-2018					4,351,599.58	-----	-----	-120.79	-----	4,351,720.37
	2017					223,549.93	-----	-----	-----	223,549.93	-----
	2015-2017					17,467.60	-----	-----	-2,892.31	20,359.91	-----
	No Year					49,547,981.57	42,718,000.00	-----	16,333,498.13	-----	75,932,483.44
Subtotal			069	1730	000	59,080,937.57	51,363,000.00	-----	24,652,029.63	243,909.84	85,547,998.10
Transportation Demonstration Program, Office of the Secretary,											

Footnotes at End of Chapter

Appropriations, Outlays, and Balances - Continued

Appropriation or Fund Account  Title	Account Symbol				Balances, Beginning of Fiscal Year	Appropriations and Other Obligational Authority <sup>1</sup>	Transfers Borrowings and Investment (Net) <sup>2</sup>	Outlays (Net)	Balances Withdrawn and Other Transactions <sup>3</sup>	Balances, End of Fiscal Year
	Period of Availability	ATA	AID	MAIN						
Transportation Fund Resources: Undisbursed Funds	No Year		069	1731	000	100,000,000.00	-----	-----	-----	100,000,000.00
Operational Support, Office of the Secretary, Transportation Fund Resources: Undisbursed Funds	No Year		069	1732	000	-----	76,566,569.98	-----	-7,887,642.47	84,454,212.45
Transfer To: Operational Support, Federal Highway Administration, Transportation	No Year	069	069	1732	005	-----	11,689,430.02	-----	1,270,349.31	10,419,080.71
Subtotal			069	1732	000	- 0 -	88,256,000.00	-----	-6,617,293.16	94,873,293.16
National Culvert Removal, Replacement, and Restoration Grant Program, Office of the Secretary, Transportation Fund Resources: Undisbursed Funds	No Year		069	1733	000	-----	196,000,000.00	-----	-----	196,000,000.00
Strengthening Mobility and Revolutionizing Transportation Grant Program, Office of the Secretary, Transportation Fund Resources: Undisbursed Funds	No Year		069	1734	000	-----	98,000,000.00	-----	-----	98,000,000.00
Safe Streets and Roads for All, Office of the Secretary, Transportation Fund Resources: Undisbursed Funds	No Year		069	1735	000	-----	980,000,000.00	-----	-----	980,000,000.00
Asset Concessions and Innovative Finance Assistance, Office of the Secretary, Transportation Fund Resources: Undisbursed Funds	No Year		069	1736	000	-----	20,000,000.00	-----	-----	20,000,000.00
<b>Special Fund Accounts</b>										
Essential Air Service and Rural Airport Improvement Fund, Office of the Secretary, Transportation Fund Resources: Undisbursed Funds	2021		069	5423	000	51,090.00	-----	-----	12,950.00	38,140.00
	No Year					33,344,725.27	93,924,788.48	-----	51,026,458.85	76,243,054.90
	Subtotal		069	5423	000	33,395,815.27	93,924,788.48	-----	51,039,408.85	76,281,194.90
<b>Intragovernmental Funds</b>										
Working Capital Fund, Transportation Fund Resources: Undisbursed Funds	No Year		069	4520	000	205,986,627.37	-----	-----	-25,003,034.64	230,989,662.01
Working Capital Fund, Transportation Systems Center, Transportation Fund Resources: Undisbursed Funds	No Year		069	4522	000	209,531,862.65	-----	-----	-79,868,499.63	289,400,362.28
<b>Trust Fund Accounts</b>										

Footnotes at End of Chapter

## Appropriations, Outlays, and Balances - Continued

Appropriation or Fund Account  Title	Account Symbol				Balances, Beginning of Fiscal Year	Appropriations and Other Obligational Authority <sup>1</sup>	Transfers Borrowings and Investment (Net) <sup>2</sup>	Outlays (Net)	Balances Withdrawn and Other Transactions <sup>3</sup>	Balances, End of Fiscal Year	
	Period of Availability	ATA	AID	MAIN							SUB
Payment to Air Carriers, Office of the Secretary, Transportation Fund Resources: Undisbursed Funds	No Year		069	8304	000	18,916,714.70	350,000,000.00	-----	297,418,471.00	-----	71,498,243.70
Gifts and Bequests, Office of the Secretary, Transportation Fund Resources: Undisbursed Funds	No Year		069	8548	000	100,000.00	-----	-----	-----	-----	100,000.00
National Surface Transportation Finance Bureau, Highway Trust Fund Account, Transportation Fund Resources: Undisbursed Funds	No Year		069	8634	000	438,604,620.29	215,947,316.52	-----	644,309,732.06	-----	10,242,204.75
<b>Total, Office of the Secretary</b>						<b>8,402,918,039.31</b>	<b>5,785,893,368.30</b>	<b>0.00</b>	<b>2,450,154,004.26</b>	<b>7,881,870.05</b>	<b>11,730,775,533.30</b>
<b>Federal Aviation Administration</b>											
<b>General Fund Accounts</b>											
Operations, Federal Aviation Administration, Transportation Fund Resources: Undisbursed Funds	2022-2023		069	1301	000	-----	5,000,000,000.00	-----	3,347,497,803.72	-----	1,652,502,196.28
	2021-2022					629,334,612.22	-----	-----	499,122,694.56	-----	130,211,917.66
	2020-2021					114,326,041.08	-----	-----	68,386,416.88	-----	45,939,624.20
	2019-2020					31,687,960.75	-----	-----	10,161,401.80	-----	21,526,558.95
	2018-2019					25,933,785.84	-----	-----	1,120,483.34	-----	24,813,302.50
	2017-2018					19,985,876.47	-----	-----	-3,849,023.47	-----	23,834,899.94
	2016-2017					-----	-----	-----	-24,593.41	24,593.41	-----
	No Year					92,856,224.94	-----	-----	4,471,191.51	-----	88,385,033.43
	Subtotal		069	1301	000	914,124,501.30	5,000,000,000.00	-----	3,926,886,374.93	24,593.41	1,987,213,532.96
Facilities and Equipment, Federal Aviation Administration, Transportation Fund Resources: Undisbursed Funds	2022-2024		069	1308	000	-----	100,000,000.00	-----	7,463,387.48	-----	92,536,612.52
	No Year					-----	1,000,000,000.00	-----	33,926,196.64	-----	966,073,803.36
	Subtotal		069	1308	000	- 0 -	1,100,000,000.00	-----	41,389,584.12	-----	1,058,610,415.88
Airport Terminal Program, Federal Aviation Administration, Transportation Fund Resources: Undisbursed Funds	2022-2026		069	1337	000	-----	999,000,000.00	-----	1,963,077.67	-----	997,036,922.33
Airport Infrastructure Grants, Federal Aviation Administration, Transportation Fund Resources: Undisbursed Funds	2022-2026		069	1338	000	-----	2,999,000,000.00	-----	6,661,985.77	-----	2,992,338,014.23
Research, Engineering, and Development, Federal Aviation											

Footnotes at End of Chapter

Appropriations, Outlays, and Balances - Continued

Appropriation or Fund Account  Title	Account Symbol				Balances, Beginning of Fiscal Year	Appropriations and Other Obligational Authority <sup>1</sup>	Transfers Borrowings and Investment (Net) <sup>2</sup>	Outlays (Net)	Balances Withdrawn and Other Transactions <sup>3</sup>	Balances, End of Fiscal Year	
	Period of Availability	ATA	AID	MAIN							SUB
Administration, Transportation Fund Resources: Undisbursed Funds	2022-2026		069	1339	000	-----	297,000,000.00	-----	-----	297,000,000.00	
Relief for Airports, Federal Aviation Administration, Transportation Fund Resources: Undisbursed Funds	2021-2024		069	2815	000	7,667,021,133.29	-----	-----	2,683,989,378.45	-----	4,983,031,754.84
Emergency FAA Employee Leave Fund, Federal Aviation Administration, Transportation Fund Resources: Undisbursed Funds	2021-2022		069	2816	000	8,372,364.46	-----	-----	514,306.32	-----	7,858,058.14
Grants-in-Aid for Airports, Federal Aviation Administration, Transportation Fund Resources: Undisbursed Funds	2022-2024		069	2819	000	-----	554,180,000.00	-----	2,857,734.81	-----	551,322,265.19
<b>Special Fund Accounts</b>											
Aviation User Fees, Federal Aviation Administration, Transportation Fund Resources: Undisbursed Funds	No Year		069	5422	000	15,875,356.56	1,306,616.13	-----	1,297,405.63	-----	15,884,567.06
<b>Public Enterprise Funds</b>											
Aviation Insurance Revolving Fund, Transportation Fund Resources: Undisbursed Funds	No Year		069	4120	000	104,782,349.72	-----	-129,881,747.03	-29,706,331.35	-----	4,606,934.04
Unrealized Discount on Investments						-3,602,213.50	-----	-19,103,677.13	-----	-----	-22,705,890.63
Investments in US Treasury Securities						2,217,198,312.08	-----	148,985,424.16	-----	-----	2,366,183,736.24
	Subtotal		069	4120	000	2,318,378,448.30	-----	-----	-29,706,331.35	-----	2,348,084,779.65
<b>Intragovernmental Funds</b>											
Administrative Services Franchise Fund, Federal Aviation Administration, Transportation Fund Resources: Undisbursed Funds	No Year		069	4562	000	399,395,398.39	-----	-----	6,207,001.07	-----	393,188,397.32
<b>Trust Fund Accounts</b>											
Airport and Airway Trust Fund - Treasury Managed, Transportation Fund Resources: Undisbursed Funds	No Year		069	8103	000	-1,868,835,883.66	<sup>6</sup> -2,481,292,090.72	5,116,820,775.01	<sup>6</sup> 155.00	-----	766,692,645.63
Investments in US Treasury Securities						15,901,898,000.00	-----	-5,083,687,000.00	-----	-----	10,818,211,000.00
	Subtotal		069	8103	000	14,033,062,116.34	-2,481,292,090.72	33,133,775.01	155.00	-----	11,584,903,645.63
Operations, Airport and Airway Trust Fund, Federal Aviation Administration, Transportation Fund Resources: Undisbursed Funds	2022-2023		069	8104	000	-----	6,414,100,000.00	-----	6,414,100,000.00	-----	-----
	2021-2022					-----	1,019,000,000.00	-----	1,019,000,000.00	-----	-----
	No Year					-----	1,000,000.00	-----	1,000,000.00	-----	-----

Footnotes at End of Chapter



**Appropriations, Outlays, and Balances - Continued**

Appropriation or Fund Account  Title	Account Symbol				Balances, Beginning of Fiscal Year	Appropriations and Other Obligational Authority <sup>1</sup>	Transfers Borrowings and Investment (Net) <sup>2</sup>	Outlays (Net)	Balances Withdrawn and Other Transactions <sup>3</sup>	Balances, End of Fiscal Year	
	Period of Availability	ATA	AID	MAIN SUB							
	Subtotal		069	8104	000	- 0 -	7,434,100,000.00	-----	7,434,100,000.00	-----	- 0 -
Grants-In-Aid for Airports, Liquidation of Contract Authorization, Airport and Airway Trust Fund, Federal Aviation Administration, Transportation Fund Resources:											
Undisbursed Funds	2021-2023		069	8106	000	400,000,000.00	-----	-----	25,976,936.02	-----	374,023,063.98
	2020-2022					305,355,731.25	-----	-----	124,702,655.92	-----	180,653,075.33
	2021					1,419,208,612.76	-----	-----	925,892,803.74	-----	493,315,809.02
	2019-2021					257,331,177.15	-----	-----	166,283,111.20	-----	91,048,065.95
	2018-2020					278,022,468.63	-----	-----	150,963,025.84	-----	127,059,442.79
	No Year					2,867,032,792.54	3,000,000,000.00	-----	4,349,203,211.36	-----	1,517,829,581.18
Unfunded Contract Authority						7 4,164,367,863.52	8 -----	-----	-----	-----	4,164,367,863.52
	Subtotal		069	8106	000	9,691,318,645.85	3,000,000,000.00	-----	5,743,021,744.08	-----	6,948,296,901.77
Facilities and Equipment, Airport and Airway Trust Fund, Federal Aviation Administration, Transportation Fund Resources:											
Undisbursed Funds	2022-2026		069	8107	000	-----	335,000.00	-----	224,105.00	-----	110,895.00
	2022-2024					-----	419,000,000.00	-----	399,601,454.23	-----	19,398,545.77
	2022-2023					-----	521,000,000.00	-----	490,264,541.38	-----	30,735,458.62
	2021-2023					39,336,016.21	945,000,000.00	-----	911,790,462.63	-----	72,545,553.58
	2021-2022					54,790,824.61	10,000,000.00	-----	61,784,007.57	-----	3,006,817.04
	2020-2022					75,770,765.72	665,000,000.00	-----	692,438,862.59	-----	48,331,903.13
	2020-2021					4,198,043.74	-----	-----	2,780,288.98	-----	1,417,754.76
	2019-2021					46,135,317.64	215,000,000.00	-----	242,531,470.15	-----	18,603,847.49
	2019-2020					1,559,536.52	-----	-----	-55,703.96	-----	1,615,240.48
	2018-2020					18,458,168.74	110,000,000.00	-----	119,083,566.05	-----	9,374,602.69
	2018-2019					1,480,617.27	-----	-----	-2,297.07	-----	1,482,914.34
	2017-2019					8,344,507.94	16,500,000.00	-----	20,875,403.38	-----	3,969,104.56
	2016-2018					2,925,050.50	7,000,000.00	-----	7,231,834.04	-----	2,693,216.46
	2017					712,072.12	1,100,000.00	-1,819,129.12	-7,057.00	-----	-----
	2015-2017					6,240,324.47	23,709,670.00	-29,818,355.72	131,638.75	-----	-----
	No Year					132,566,332.11	103,000,000.00	-----	105,783,225.19	-----	129,783,106.92
	Subtotal		069	8107	000	392,517,577.59	3,036,644,670.00	-31,637,484.84	3,054,455,801.91	-----	343,068,960.84
Research, Engineering and Development, Airport and Airway Trust Fund, Federal Aviation Administration, Transportation Fund Resources:											
Undisbursed Funds	2022-2024		069	8108	000	-----	52,019,008.00	-----	46,317,069.48	-----	5,701,938.52
	2021-2023					4,933,037.10	46,500,000.00	-----	48,795,957.88	-----	2,637,079.22
	2020-2022					1,682,825.64	58,500,000.00	-----	53,203,694.79	-----	6,979,130.85
	2019-2021					3,519,346.40	34,500,000.00	-----	34,074,682.14	-----	3,944,664.26
	2018-2020					3,928,117.67	13,000,000.00	-----	13,472,585.69	-----	3,455,531.98

Footnotes at End of Chapter

Appropriations, Outlays, and Balances - Continued

Appropriation or Fund Account  Title	Account Symbol				Balances, Beginning of Fiscal Year	Appropriations and Other Obligational Authority <sup>1</sup>	Transfers Borrowings and Investment (Net) <sup>2</sup>	Outlays (Net)	Balances Withdrawn and Other Transactions <sup>3</sup>	Balances, End of Fiscal Year	
	Period of Availability	ATA	AID	MAIN SUB							
	2017-2019				1,205,353.84	4,200,000.00	-----	2,364,744.36	-----	3,040,609.48	
	2016-2018				930,929.71	-----	-----	98,147.06	-----	832,782.65	
	2015-2017				319,442.66	1,221,058.00	-1,496,290.17	44,210.49	-----	-----	
	No Year				15,773,638.41	-----	-----	-883,910.53	-----	16,657,548.94	
	Subtotal		069	8108	000	32,292,691.43	209,940,066.00	-1,496,290.17	197,487,181.36	43,249,285.90	
Total, Federal Aviation Administration						35,472,358,233.51	22,149,879,261.41	0.00	23,071,125,399.77	24,593.41	34,551,087,501.74
<b>Federal Highway Administration</b>											
<b>General Fund Accounts</b>											
Emergency Relief Program, Federal Highway Administration, Transportation Fund Resources:											
Undisbursed Funds	No Year		069	0500	000	1,737,057,757.09	2,546,791,391.46	-985,720.21	1,000,757,356.04	-----	3,282,106,072.30
Transfer To:											
Forest Service, Agriculture	No Year	012	069	0500	011	54,945,881.35	40,158,179.20	1,000,000.00	10,277,342.57	-----	85,826,717.98
Bureau of Reclamation, Interior	No Year	014	069	0500	006	-----	59,710.00	-----	-----	-----	59,710.00
National Park Service, Interior	No Year	014	069	0500	010	4,126,055.89	2,864,365.00	-----	186,138.66	-----	6,804,282.23
Bureau of Land Management, Interior	No Year	014	069	0500	011	495,693.53	-----	-----	-----	-----	495,693.53
U.S. Fish & Wildlife Service, Interior	No Year	014	069	0500	016	7,699,100.07	325,219.00	-----	1,492,064.42	-----	6,532,254.65
Bureau of Indian Affairs, Interior	No Year	014	069	0500	020	6,289,164.88	4,201,705.85	-14,279.79	3,398,333.05	-----	7,078,257.89
Corps of Engineers	No Year	096	069	0500	000	9,553,879.40	5,599,429.49	-----	4,403,235.54	-----	10,750,073.35
Subtotal			069	0500	000	1,820,167,532.21	2,600,000,000.00	0.00	1,020,514,470.28	-----	3,399,653,061.93
Surface Transportation Projects, Federal Highway Administration, Transportation Fund Resources:											
Undisbursed Funds	No Year		069	0505	000	1,259,004.38	-----	-----	219,101.55	-----	1,039,902.83
Highway Studies Feasibility, Design, Environmental, Engineering, Federal Highway Administration, Transportation Fund Resources:											
Undisbursed Funds	No Year		069	0533	000	12,752.93	-----	-----	12,752.93	-----	-----
Payment to the Highway Trust Fund, Federal Highway Administration, Transportation Fund Resources:											
Undisbursed Funds	No Year		069	0534	000	-----	118,000,000,000.00	-----	118,000,000,000.00	-----	-----
Surface Transportation Priorities, Federal Highway Administration, Transportation Fund Resources:											
Undisbursed Funds	No Year		069	0538	000	90,468,504.74	-----	-----	14,587,277.38	-----	75,881,227.36
Transfer To:											
Corps of Engineers	No Year	096	069	0538	000	14,000.00	-----	-----	14,000.00	-----	-----
Subtotal			069	0538	000	90,482,504.74	-----	-----	14,601,277.38	-----	75,881,227.36

Footnotes at End of Chapter

## Appropriations, Outlays, and Balances - Continued

Appropriation or Fund Account  Title	Account Symbol				Balances, Beginning of Fiscal Year	Appropriations and Other Obligational Authority <sup>1</sup>	Transfers Borrowings and Investment (Net) <sup>2</sup>	Outlays (Net)	Balances Withdrawn and Other Transactions <sup>3</sup>	Balances, End of Fiscal Year
	Period of Availability	ATA	AID	MAIN						
Highway Beautification, Federal Highway Administration, Transportation Fund Resources: Undisbursed Funds	No Year		069	0540	000	9,264.22	-----	-----	-----	9,264.22
TIFIA General Fund Program Account, Office of the Secretary, Transportation Fund Resources: Undisbursed Funds	No Year		069	0542	000	270,520.97	-----	-----	-----	270,520.97
Highway Infrastructure Programs, Federal Highway Administration, Transportation Fund Resources: Undisbursed Funds	2022-2025		069	0548	000	-----	10,264,706,792.00	-----	157,326,588.71	10,107,380,203.29
	2021-2024					9,896,795,405.01	-----	-32,571,532.95	3,031,626,765.60	6,832,597,106.46
	2020-2023					1,637,587,273.42	-----	-17,668,527.70	480,975,308.68	1,138,943,437.04
	2019-2022					1,983,745,428.74	-----	-----	719,816,014.10	1,263,929,414.64
	2018-2021					913,135,448.59	-----	-----	410,637,645.90	502,497,802.69
	No Year					517,353,902.71	1,503,591,571.00	-3,634,275.00	85,109,892.60	1,932,201,306.11
Transfer To:										
Nationally Significant Federal Lands and Tribal Projects, Highway Infrastructure Programs	2021-2024	014	069	0548	010	-----	-----	12,132,197.30	-----	12,132,197.30
	2020-2023					-----	-----	17,668,527.70	-----	17,668,527.70
	No Year					-----	-----	3,634,275.00	-----	3,634,275.00
Tribal Transportation Facility Bridge Program	2022-2025	014	069	0548	020	-----	9,166,031.00	-----	60,000.00	9,106,031.00
	2021-2024					32,322,477.74	-----	46,611.65	15,085,808.50	17,283,280.89
Highway Infrastructure Programs, Office of the Secretary, Transportation	No Year	069	069	0548	001	-----	18,715,000.00	-----	-----	18,715,000.00
NATIONAL ELECTRIC VEHICLE PROGRAM-JOINT OFFICE	No Year	089	069	0548	000	-----	79,348,429.00	-----	6,789,334.47	72,559,094.53
Subtotal			069	0548	000	14,980,939,936.21	11,875,527,823.00	-20,392,724.00	4,907,427,358.56	21,928,647,676.65
State Infrastructure Banks, Federal Highway Administration, Transportation Fund Resources: Undisbursed Funds	No Year		069	0549	000	1,375,400.00	-----	-----	-----	1,375,400.00
Delta Regional Transportation Development Program, Federal Highway Administration, Transportation Fund Resources: Undisbursed Funds	No Year		069	0551	000	1,839,129.40	-----	-----	-----	1,839,129.40
Railroad-Highway Crossings Demonstration Projects, Federal Highway Administration, Transportation Fund Resources: Undisbursed Funds	No Year		069	0557	000	90,435.00	-----	-----	-----	90,435.00
Interstate Transfer Grants-Highways, Federal Highway Administration,										

Footnotes at End of Chapter

Appropriations, Outlays, and Balances - Continued

Appropriation or Fund Account  Title	Account Symbol					Balances, Beginning of Fiscal Year	Appropriations and Other Obligational Authority <sup>1</sup>	Transfers Borrowings and Investment (Net) <sup>2</sup>	Outlays (Net)	Balances Withdrawn and Other Transactions <sup>3</sup>	Balances, End of Fiscal Year
	Period of Availability	ATA	AID	MAIN	SUB						
Transportation Fund Resources: Undisbursed Funds	No Year		069	0560	000	5,211,248.53	-----	-----	-----	-----	5,211,248.53
Kentucky Bridge Project, Federal Highway Administration, Transportation Fund Resources: Undisbursed Funds	No Year		069	0572	000	133,231.12	-----	-----	-----	-----	133,231.12
Highway Demonstration Projects, Preliminary Engineering, Federal Highway Administration, Transportation Fund Resources: Undisbursed Funds	No Year		069	0583	000	768,240.15	-----	-----	34,810.59	-----	733,429.56
Turquoise Trail Project, Federal Highway Administration, Transportation Fund Resources: Transfer To: Interior, Bureau of Indian Affairs	No Year	014	069	0592	020	1,059,636.43	-----	-----	-----	-----	1,059,636.43
Highway Demonstration Projects, Federal Highway Administration, Transportation Fund Resources: Undisbursed Funds	No Year		069	0598	000	1,394,606.39	-----	-----	385,615.63	-----	1,008,990.76
Appalachian Development System, Federal Highway Administration, Transportation Fund Resources: Undisbursed Funds	No Year		069	0640	000	28,993,595.87	-----	-----	14,159,511.15	-----	14,834,084.72
Miscellaneous Highway Project, Federal Highway Administration, Transportation Fund Resources: Undisbursed Funds	No Year		069	0641	000	118,173.38	-----	-----	-----	-----	118,173.38
Arkansas I-69 Connector, Federal Highway Administration, Transportation Fund Resources: Undisbursed Funds	No Year		069	0644	000	8,857,875.00	-----	-----	57,791.25	-----	8,800,083.75
Neighborhood Access and Environmental Programs, Federal Highway Administration, Transportation Fund Resources: Undisbursed Funds	2022-2026		069	0647	000	-----	5,305,000,000.00	-----	-----	-----	5,305,000,000.00
<b>Trust Fund Accounts</b>											
Trust Fund Share of Other Highway Programs, Federal Highway Administration, Transportation Fund Resources: Undisbursed Funds	No Year		069	8009	000	302,094.56	-----	-----	-----	-----	302,094.56
Advances from State Cooperating Agencies, Foreign Governments, and Other Federal Agencies, Federal Highway Administration, Transportation Fund Resources: Undisbursed Funds	No Year		069	8054	000	40,340,434.81	6,690,405.73	-----	16,583,103.15	-----	30,447,737.39

Footnotes at End of Chapter

## Appropriations, Outlays, and Balances - Continued

Appropriation or Fund Account  Title	Account Symbol					Balances, Beginning of Fiscal Year	Appropriations and Other Obligational Authority <sup>1</sup>	Transfers Borrowings and Investment (Net) <sup>2</sup>	Outlays (Net)	Balances Withdrawn and Other Transactions <sup>3</sup>	Balances, End of Fiscal Year
	Period of Availability	ATA	AID	MAIN	SUB						
Bridge Capacity Improvement, Federal Highway Administration, Transportation Fund Resources: Undisbursed Funds	No Year		069	8057	000	392,111.54	-----	-----	-----	-----	392,111.54
Miscellaneous Highway Project, Federal Highway Administration, Transportation Fund Resources: Undisbursed Funds	No Year		069	8058	000	1,839,660.52	8,486,000.00	-----	9,208,631.75	-----	1,117,028.77
Transfer To: Federal Transit Administration, Transportation	No Year	069	069	8058	011	758,019.00	-----	-----	-----	-----	758,019.00
Subtotal			069	8058	000	2,597,679.52	8,486,000.00	-----	9,208,631.75	-----	1,875,047.77
Construction and Improvements to Halls Mills Road, New Jersey, Federal Highway Administration, Transportation Fund Resources: Undisbursed Funds	No Year		069	8061	000	1,000,000.00	-----	-----	-----	-----	1,000,000.00
Appalachian Development Highway System, Federal Highway Administration, Transportation Fund Resources: Undisbursed Funds	No Year		069	8072	000	4,000.00	-----	-----	-----	-----	4,000.00
Federal-Aid Highways, Liquidation of Contract Authorization, Federal Highway Administration, Transportation Fund Resources: Undisbursed Funds	No Year		069	8083	000	832,782,264.82	44,190,838,397.22	-----	43,722,182,357.92	-----	1,301,438,304.12
Transfer To:											
Forest Service, Agriculture	No Year	012	069	8083	011	14,838,283.29	2,807,474.38	-----	11,030,949.37	-----	6,614,808.30
Departmental Offices, Interior	No Year	014	069	8083	001	14,409.38	-----	-----	13,208.58	-----	1,200.80
Bureau of Reclamation, Interior	No Year	014	069	8083	006	8,527,752.42	1,985,000.00	-----	5,756,847.24	-----	4,755,905.18
National Park Service, Interior	No Year	014	069	8083	010	10,594,258.70	72,478,078.00	-----	62,072,445.37	-----	20,999,891.33
Bureau of Land Management, Interior	No Year	014	069	8083	011	7,695,967.12	170,085.87	-----	4,431,686.18	-----	3,434,366.81
United States Fish & Wildlife Service, Interior	No Year	014	069	8083	016	3,027,866.88	12,765,000.00	-----	13,999,089.90	-----	1,793,776.98
Bureau of Indian Affairs, Interior	No Year	014	069	8083	020	152,841,448.39	150,000,000.00	-----	164,937,539.14	-----	137,903,909.25
Navy	No Year	017	069	8083	000	516,544.63	-----	-----	-----	-----	516,544.63
Treasury	No Year	020	069	8083	009	371,610.80	2,100,000.00	-----	196,459.22	-----	2,275,151.58
Army	No Year	021	069	8083	000	-548,820.55	-----	-----	-----	-----	<sup>9</sup> -548,820.55
National Highway Traffic Safety Administration, Transportation	No Year	069	069	8083	006	10,375,812.96	-----	-----	9,108,590.73	-----	1,267,222.23
Federal Railroad Administration, Transportation	No Year	069	069	8083	007	4,937,588.30	20,000,000.00	-----	10,943,550.34	-----	13,994,037.96
Federal Transit Administration, Transportation	No Year	069	069	8083	011	14,122,094.83	-----	-----	9,207,658.00	-----	4,914,436.83
Research and Special Programs Administration, Transportation	No Year	069	069	8083	014	387,102.47	-----	-----	-----	-----	387,102.47
Maritime Administration, Transportation	No Year	069	069	8083	017	1,597,007.78	20,000,000.00	-----	16,139,742.29	-----	5,457,265.49
Federal Motor Carrier Safety Administration, Transportation	No Year	069	069	8083	026	763,257.28	-----	-----	94,335.26	-----	668,922.02

Footnotes at End of Chapter

Appropriations, Outlays, and Balances - Continued

Appropriation or Fund Account  Title	Account Symbol					Balances, Beginning of Fiscal Year	Appropriations and Other Obligational Authority <sup>1</sup>	Transfers Borrowings and Investment (Net) <sup>2</sup>	Outlays (Net)	Balances Withdrawn and Other Transactions <sup>3</sup>	Balances, End of Fiscal Year
	Period of Availability	ATA	AID	MAIN	SUB						
Research and Innovative Technology Administration, Transportation	No Year	069	069	8083	030	24,450,213.30	103,197,354.95	-----	92,027,750.89	-----	35,619,817.36
Corps of Engineers	No Year	096	069	8083	000	8,221,759.99	9,394,173.58	-----	7,378,355.09	-----	10,237,578.48
Appalachian Regional Commission	No Year	309	069	8083	000	1,827,516.55	475,000.00	-----	972,180.67	-----	1,330,335.88
Denali Commission	No Year	513	069	8083	067	253,106.78	-----	-----	104,420.04	-----	148,686.74
Unfunded Contract Authority						<sup>7</sup> 55,114,612,130.71	<sup>10</sup> 3,463,498,654.91	-----	-----	8,915,747,433.81	49,662,363,351.81
Bureau of Reclamation, Interior	No Year	014	069	8083	006	-----	-----	-----	-----	-----	-----
National Park Service, Interior	No Year	014	069	8083	010	-----	-----	-----	-----	-----	-----
United States Fish & Wildlife Service, Interior	No Year	014	069	8083	016	-----	-----	-----	-----	-----	-----
Bureau of Indian Affairs, Interior	No Year	014	069	8083	020	-----	-----	-----	-----	-----	-----
Treasury	No Year	020	069	8083	009	-----	-----	-----	-----	-----	-----
Federal Railroad Administration, Transportation	No Year	069	069	8083	007	-----	-----	-----	-----	-----	-----
Research and Special Programs Administration, Transportation	No Year	069	069	8083	014	-----	-----	-----	-----	-----	-----
Maritime Administration, Transportation	No Year	069	069	8083	017	-----	-----	-----	-----	-----	-----
Federal Motor Carrier Safety Administration, Transportation	No Year	069	069	8083	026	-----	-----	-----	-----	-----	-----
Research and Innovative Technology Administration, Transportation	No Year	069	069	8083	030	-----	-----	-----	-----	-----	-----
Appalachian Regional Commission	No Year	309	069	8083	000	-----	-----	-----	-----	-----	-----
Subtotal			069	8083	000	56,212,209,176.83	48,049,709,218.91	-----	44,130,597,166.23	8,915,747,433.81	51,215,573,795.70
Highway Trust Fund - Treasury Managed, Transportation Fund Resources:											
Undisbursed Funds	No Year		069	8102	000	<sup>7</sup> 5,453,379,011.71	<sup>11</sup> 112,859,901,099.58	-115,503,216,006.24	<sup>11</sup> 25,951.00	-----	2,810,038,154.05
Transfer To:											
National Highway Traffic Safety Administration, Transportation	No Year	069	069	8102	006	-----	24,300,000.00	-----	24,300,000.00	-----	-----
Investments in US Treasury Securities			069	8102	000	12,043,352,643.45	-----	115,503,216,006.24	-----	-----	127,546,568,649.69
Subtotal			069	8102	000	17,496,731,655.16	112,884,201,099.58	-----	24,325,951.00	-----	130,356,606,803.74
Corridor Safety Improvement Demonstration Project, Federal Highway Administration, Transportation Fund Resources:											
Undisbursed Funds	No Year		069	8120	000	683,040.53	-----	-----	-----	-----	683,040.53
Contributions for Highway Research Program, Federal Highway Administration, Transportation Fund Resources:											
Undisbursed Funds	No Year		069	8264	000	2,425,862.51	544,585.40	-----	20,000.03	-----	2,950,447.88
Cooperative Work, Forest Highways, Federal Highway Administration, Transportation Fund Resources:											
Undisbursed Funds	No Year		069	8265	000	4,369,351.33	-----	-----	-----	-----	4,369,351.33

Footnotes at End of Chapter

**Appropriations, Outlays, and Balances - Continued**

Appropriation or Fund Account  Title	Account Symbol				Balances, Beginning of Fiscal Year	Appropriations and Other Obligational Authority <sup>1</sup>	Transfers Borrowings and Investment (Net) <sup>2</sup>	Outlays (Net)	Balances Withdrawn and Other Transactions <sup>3</sup>	Balances, End of Fiscal Year	
	Period of Availability	ATA	AID	MAIN							SUB
International Highway Transportation Outreach Program, Federal Highway Administration, Transportation Fund Resources: Undisbursed Funds	No Year		069	8371	000	266,396.01	-----	-----	-----	266,396.01	
Highway Projects, Federal Highway Administration, Transportation Fund Resources: Undisbursed Funds	No Year		069	8382	000	7,626,173.58	-----	-----	343,290.38	7,282,883.20	
Mineola Grade Crossing, Federal Highway Administration, Transportation Fund Resources: Undisbursed Funds	No Year		069	8386	000	462.00	-----	-----	-----	462.00	
Right-of-Way Revolving Fund, Liquidation of Contract Authorization, Trust Fund, Federal Highway Administration, Transportation Fund Resources: Undisbursed Funds	No Year		069	8402	000	4,278,779.63	-----	-----	-----	4,278,779.63	
Technical Assistance, United States Dollars Advanced from Foreign Governments, Federal Highway Administration, Transportation Fund Resources: Undisbursed Funds	No Year		069	8502	000	324,060.46	-----	-----	-----	324,060.46	
Equipment, Supplies, Etc., for Cooperating Countries, Federal Highway Administration, Transportation Fund Resources: Undisbursed Funds	No Year		069	8632	000	6,708.74	-----	-----	-----	6,708.74	
Total, Federal Highway Administration						90,716,541,074.14	298,730,159,132.62	-20,392,724.00	168,138,490,831.86	8,915,747,433.81	212,372,069,217.09
<b>Federal Motor Carrier Safety Administration</b>											
<b>General Fund Accounts</b>											
Motor Carrier Safety Grants, Federal Motor Carrier Safety Administration, Transportation Fund Resources: Undisbursed Funds	2022-2025		069	2817	000	-----	124,500,000.00	-----	4,316,126.99	-----	120,183,873.01
Motor Carrier Safety Operations and Programs, Federal Motor Carrier Safety Administration, Transportation Fund Resources: Undisbursed Funds	2022-2025		069	2818	000	-----	10,000,000.00	-----	150,960.20	-----	9,849,039.80
<b>Trust Fund Accounts</b>											
National Motor Carrier Safety Program, Liquidation of Contract Authorization, Federal Motor Carrier Safety Administration, Transportation Fund Resources: Undisbursed Funds	No Year		069	8048	000	7,257,834.93	-----	-----	-----	7,257,834.93	
Unfunded Contract Authority						4,809,831.36	-----	-----	-----	4,809,831.36	
	Subtotal		069	8048	000	12,067,666.29	-----	-----	-----	-----	12,067,666.29

Footnotes at End of Chapter

Appropriations, Outlays, and Balances - Continued

Appropriation or Fund Account  Title	Account Symbol				Balances, Beginning of Fiscal Year	Appropriations and Other Obligational Authority <sup>1</sup>	Transfers Borrowings and Investment (Net) <sup>2</sup>	Outlays (Net)	Balances Withdrawn and Other Transactions <sup>3</sup>	Balances, End of Fiscal Year	
	Period of Availability	ATA	AID	MAIN SUB							
Motor Carrier Safety Grants, Federal Motor Carrier Safety Administration, Transportation Fund Resources:											
Undisbursed Funds	No Year		069	8158	000	491,724,183.72	32,305,000.00	-----	357,427,176.38	-----	166,602,007.34
Unfunded Contract Authority						<sup>7</sup> -217,953,462.94	<sup>22</sup> 68,331,940.00	-----	-----	68,331,940.00	-217,953,462.94
Subtotal			069	8158	000	273,770,720.78	100,636,940.00	-----	357,427,176.38	68,331,940.00	-51,351,455.60
Motor Carrier Safety Operations and Programs, Federal Motor Carrier Safety Administration, Transportation Fund Resources:											
Undisbursed Funds	No Year		069	8159	000	<sup>7</sup> 219,253,266.69	292,255,967.96	-----	340,834,636.11	-----	170,674,598.54
Unfunded Contract Authority						<sup>7</sup> -29,135,997.09	<sup>23</sup> 86,035,696.09	-----	-----	55,788,699.00	1,111,000.00
Subtotal			069	8159	000	190,117,269.60	378,291,664.05	-----	340,834,636.11	55,788,699.00	171,785,598.54
Total, Federal Motor Carrier Safety Administration						475,955,656.67	613,428,604.05	-----	702,728,899.68	124,120,639.00	262,534,722.04
<b>National Highway Traffic Safety Administration</b>											
<b>General Fund Accounts</b>											
Operations and Research, National Highway Traffic Safety Administration, Transportation Fund Resources:											
Undisbursed Funds	2022-2025		069	0650	000	-----	70,000,000.00	-----	1,788,588.70	-----	68,211,411.30
	2022-2023					-----	201,000,000.00	-----	104,491,328.44	-----	96,508,671.56
	2022					-----	-----	-----	-1,000,581.75	-----	1,000,581.75
	2021-2022					54,444,743.65	-----	-----	19,143,035.31	-----	35,301,708.34
	2021					56,367,633.14	-----	-----	42,195,688.83	-----	14,171,944.31
	2020-2021					31,143,582.42	-----	-----	17,627,973.12	-----	13,515,609.30
	2020					14,929,091.68	-----	-----	8,805,968.77	-----	6,123,122.91
	2019-2020					11,706,050.37	-----	-----	6,159,319.00	-----	5,546,731.37
	2019					7,631,700.44	-----	-----	1,381,487.46	-----	6,250,212.98
	2018-2019					6,263,945.81	-----	-----	4,297,877.03	-----	1,966,068.78
	2018					7,710,055.25	-----	-----	1,869,846.04	-----	5,840,209.21
	2017-2018					1,522,224.97	-----	-----	280,000.00	-----	1,242,224.97
	2017					3,012,551.34	-----	-----	224,014.86	2,788,536.48	-----
	2016-2017					827,695.95	-----	-----	-161,520.04	989,215.99	-----
	No Year					2,975,777.44	-----	-----	-1,294,913.56	-----	4,270,691.00
Subtotal			069	0650	000	198,535,052.46	271,000,000.00	-----	205,808,112.21	3,777,752.47	259,949,187.78
Consumer Assistance to Recycle and Save Program, National Highway Traffic Safety Administration, Transportation Fund Resources:											
Undisbursed Funds	No Year		069	0654	000	20,482,346.54	-----	-----	-----	-----	20,482,346.54
Next Generation 911 Implementation Grants, National Highway Traffic											

Footnotes at End of Chapter



## Appropriations, Outlays, and Balances - Continued

Appropriation or Fund Account  Title	Account Symbol				Balances, Beginning of Fiscal Year	Appropriations and Other Obligational Authority <sup>1</sup>	Transfers Borrowings and Investment (Net) <sup>2</sup>	Outlays (Net)	Balances Withdrawn and Other Transactions <sup>3</sup>	Balances, End of Fiscal Year	
	Period of Availability	ATA	AID	MAIN							SUB
Safety Administration, Transportation Fund Resources: Undisbursed Funds	2012-2022		069	0661	000	73,494,628.80	-----	-----	51,784,815.57	-----	21,709,813.23
Crash Data, National Highway Traffic Safety Administration, Transportation Fund Resources: Undisbursed Funds	2022-2025		069	0669	000	-----	149,000,000.00	-----	715,509.69	-----	148,284,490.31
Vehicle Safety and Behavioral Research Programs, National Highway Traffic Safety Administration, Transportation Fund Resources: Undisbursed Funds	2022-2025		069	0670	000	-----	39,700,000.00	-----	7,058,136.62	-----	32,641,863.38
Supplemental Highway Traffic Safety Programs, National Highway Traffic Safety Administration, Transportation Fund Resources: Undisbursed Funds	2022-2025		069	0671	000	-----	62,000,000.00	-----	4,485,797.65	-----	57,514,202.35
<b>Trust Fund Accounts</b>											
Operations and Research - Trust Fund, National Highway Traffic Safety Administration, Transportation Fund Resources: Undisbursed Funds	No Year		069	8016	000	23,417,296.72	170,000,000.00	-----	147,849,162.22	-----	45,568,134.50
Unfunded Contract Authority						<sup>7</sup> -46,301,401.00	<sup>24</sup> 27,224,090.00	-----	-----	27,224,090.00	-46,301,401.00
Subtotal			069	8016	000	-22,884,104.28	197,224,090.00	-----	147,849,162.22	27,224,090.00	-733,266.50
Highway Traffic Safety Grants, Liquidation of Contract Authorization, Trust Fund, National Highway Traffic Safety Administration, Transportation Fund Resources: Undisbursed Funds	No Year		069	8020	000	129,489,572.33	706,409,909.00	-----	695,089,940.79	-----	140,809,540.54
Transfer To: Federal Highway Administration, Transportation	No Year	069	069	8020	005	298,871.14	1,715,000.00	-----	490,915.96	-----	1,522,955.18
Unfunded Contract Authority						<sup>7</sup> -86,128,866.98	<sup>25</sup> 109,191,675.92	-----	-----	109,214,880.00	-86,152,071.06
Federal Highway Administration, Transportation	No Year	069	069	8020	005	<sup>7</sup> 8,403,892.76	<sup>26</sup> 23,204.08	-----	-----	-----	8,427,096.84
Subtotal			069	8020	000	52,063,469.25	817,339,789.00	-----	695,580,856.75	109,214,880.00	64,607,521.50
National Driver Register, National Highway Traffic Safety Administration, Transportation Fund Resources: Undisbursed Funds	No Year		069	8362	000	<sup>7</sup> -----	-----	-----	-----	-----	-----
Unfunded Contract Authority						-141,915.00	-----	-----	-----	-----	-141,915.00
Subtotal			069	8362	000	-141,915.00	-----	-----	-----	-----	-141,915.00
Total, National Highway Traffic Safety Administration						321,549,477.77	1,536,263,879.00	-----	1,113,282,390.71	140,216,722.47	604,314,243.59
<b>Federal Railroad Administration</b>											
<b>General Fund Accounts</b>											

Footnotes at End of Chapter

Appropriations, Outlays, and Balances - Continued

Appropriation or Fund Account  Title	Account Symbol				Balances, Beginning of Fiscal Year	Appropriations and Other Obligational Authority <sup>1</sup>	Transfers Borrowings and Investment (Net) <sup>2</sup>	Outlays (Net)	Balances Withdrawn and Other Transactions <sup>3</sup>	Balances, End of Fiscal Year	
	Period of Availability	ATA	AID	MAIN							SUB
Northeast Corridor Improvement Program, Federal Railroad Administration, Transportation Fund Resources: Undisbursed Funds	No Year		069	0123	000	11,562,994.89	-----	-----	994,011.67	-----	10,568,983.22
Capital and Debt Service Grants to the National Railroad Passenger Corporation, Federal Railroad Administration, Transportation Fund Resources: Undisbursed Funds	No Year		069	0125	000	483,388.06	-----	-----	99,114.72	-----	384,273.34
Restoration and Enhancement Grants, Federal Railroad Administration, Transportation Fund Resources: Undisbursed Funds	No Year		069	0127	000	36,603,466.38	-----	-301,565.34	49,434.06	-----	36,252,466.98
Magnetic Levitation Technology Deployment Program, Federal Railroad Administration, Transportation Fund Resources: Undisbursed Funds	No Year		069	0129	000	14,000,000.00	-----	-----	-----	-----	14,000,000.00
Safety and Operations, Federal Railroad Administration, Transportation Fund Resources: Undisbursed Funds	2022		069	0700	000	-----	215,757,000.00	10,000,000.00	179,521,602.02	-----	46,235,397.98
	2021					48,473,283.58	-----	-----	33,071,063.50	-----	15,402,220.08
	2020					16,013,903.22	-----	-----	3,944,627.16	-----	12,069,276.06
	2019					14,025,192.74	-----	-----	2,901,377.80	-----	11,123,814.94
	2018					12,191,022.33	-----	-----	4,486,744.73	-----	7,704,277.60
	2017					4,593,443.26	-----	-----	508,230.20	4,085,213.06	-----
	No Year					57,855,714.63	25,000,000.00	-----	18,373,805.96	-----	64,481,908.67
	Subtotal		069	0700	000	153,152,559.76	240,757,000.00	10,000,000.00	242,807,451.37	4,085,213.06	157,016,895.33
Railroad Safety Technology Program, Federal Railroad Administration, Transportation Fund Resources: Undisbursed Funds	No Year		069	0701	000	642,445.00	-----	-----	-----	-----	642,445.00
Railroad Safety, Federal Railroad Administration, Transportation Fund Resources: Undisbursed Funds	No Year		069	0702	000	22,123,556.62	-1,715,414.34	-----	2,700,829.62	-----	17,707,312.66
Grants to the National Railroad Passenger Corporation, Federal Railroad Administration, Transportation Fund Resources: Undisbursed Funds	No Year		069	0704	000	45,422,838.51	-----	-74,999.00	201,849.31	-----	45,145,990.20
Passenger Rail Service, Capital Assistance to States - Intercity, Federal Railroad Administration, Transportation Fund Resources: Undisbursed Funds	No Year		069	0715	000	6,760,555.84	-----	-----	-----	-----	6,760,555.84
Rail Line Relocation and Improvement Program, Federal Railroad											

Footnotes at End of Chapter

## Appropriations, Outlays, and Balances - Continued

Appropriation or Fund Account  Title	Account Symbol				Balances, Beginning of Fiscal Year	Appropriations and Other Obligational Authority <sup>1</sup>	Transfers Borrowings and Investment (Net) <sup>2</sup>	Outlays (Net)	Balances Withdrawn and Other Transactions <sup>3</sup>	Balances, End of Fiscal Year
	Period of Availability	ATA	AID	MAIN						
Administration, Transportation Fund Resources: Undisbursed Funds	No Year		069	0716	000	3,186,124.16	-----	-----	-----	3,186,124.16
Capital Assistance for High Speed Rail Corridors and Intercity Passenger Rail Service, Federal Railroad Administration, Transportation Fund Resources: Undisbursed Funds	No Year		069	0719	000	1,282,600,458.27	-13,327,006.39	-943,299.22	4,266,870.88	1,264,063,281.78
Next Generation High Speed Rail, Federal Railroad Administration, Transportation Fund Resources: Undisbursed Funds	No Year		069	0722	000	945,241.27	-----	-----	-----	945,241.27
Pennsylvania Station Redevelopment Project, Federal Railroad Administration, Transportation Fund Resources: Undisbursed Funds	No Year		069	0723	000	0.66	-----	-----	-----	0.66
Railroad Research and Development, Federal Railroad Administration, Transportation Fund Resources: Undisbursed Funds	2020		069	0745	000	10,196.74	-----	10,196.74	-----	-----
	2018					1,699.00	-----	-----	-----	1,699.00
	No Year					73,588,383.37	43,000,000.00	-----	40,858,111.99	75,730,271.38
	Subtotal		069	0745	000	73,600,279.11	43,000,000.00	-----	40,868,308.73	75,731,970.38
Railroad Rehabilitation and Improvement Financing Program, Office of the Secretary, Transportation Fund Resources: Undisbursed Funds	2022		069	0750	000	-----	339,278.34	-----	339,278.34	-----
	2019					0.87	-----	-----	-----	0.87
	2018					0.50	-----	-----	-----	0.50
	2017					1.16	-----	-----	1.16	-----
	No Year					26,710,545.41	10,000,000.00	-----	1,073,922.70	35,636,622.71
	Subtotal		069	0750	000	26,710,547.94	10,339,278.34	-----	1,413,201.04	35,636,624.08
Financial Assistance Oversight and Technical Assistance, Federal Railroad Administration, Transportation Fund Resources: Undisbursed Funds	No Year		069	0759	000	-----	220,356,845.00	27,292,436.95	4,812,390.04	242,836,891.91
Railroad Crossing Elimination Program, Federal Railroad Administration, Transportation Fund Resources: Undisbursed Funds	No Year		069	0760	000	-----	588,000,000.00	-----	-----	588,000,000.00
Northeast Corridor Grants to the National Railroad Passenger Corporation, Transportation Fund Resources: Undisbursed Funds	2021-2024		069	1774	000	1,000,000.00	-----	-----	-----	1,000,000.00
	No Year					21,532,239.85	2,064,128,505.00	-11,036,237.18	874,886,590.76	1,199,737,916.91

Footnotes at End of Chapter

Appropriations, Outlays, and Balances - Continued

Appropriation or Fund Account  Title	Account Symbol				Balances, Beginning of Fiscal Year	Appropriations and Other Obligational Authority <sup>1</sup>	Transfers Borrowings and Investment (Net) <sup>2</sup>	Outlays (Net)	Balances Withdrawn and Other Transactions <sup>3</sup>	Balances, End of Fiscal Year
	Period of Availability	ATA	AID	MAIN SUB						
Subtotal		069	1774	000	22,532,239.85	2,064,128,505.00	-11,036,237.18	874,886,590.76	-----	1,200,737,916.91
National Network Grants to the National Railroad Passenger Corporation, Transportation Fund Resources:										
Undisbursed Funds	2021-2024	069	1775	000	1,000,000.00	-----	-----	-----	-----	1,000,000.00
	No Year				15,996,081.35	4,636,385,650.00	-4,796,674.12	1,456,982,979.11	-----	3,190,602,078.12
	Subtotal	069	1775	000	16,996,081.35	4,636,385,650.00	-4,796,674.12	1,456,982,979.11	-----	3,191,602,078.12
Federal-State Partnership for Intercity Passenger Rail Grants, Federal Railroad Administration, Transportation Fund Resources:										
Undisbursed Funds	No Year	069	2810	000	1,072,252,847.58	7,154,000,000.00	-4,258,271.11	29,677,976.76	-----	8,192,316,599.71
Consolidated Rail Infrastructure and Safety Improvements Grants, Federal Railroad Administration, Transportation Fund Resources:										
Undisbursed Funds	No Year	069	2811	000	1,394,544,151.48	1,592,510,000.00	-5,956,389.98	99,891,696.82	-----	2,881,206,064.68
<b>Trust Fund Accounts</b>										
High-Speed Ground Transportation, Liquidation of Contract Authorization, Federal Railroad Administration, Transportation Fund Resources:										
Undisbursed Funds	No Year	069	8552	000	29,031.27	-----	-----	-----	-----	29,031.27
Total, Federal Railroad Administration					4,184,148,808.00	16,534,434,857.61	9,925,001.00	2,759,652,704.89	4,085,214.22	17,964,770,747.50
<b>Federal Transit Administration</b>										
<b>General Fund Accounts</b>										
Administrative Expenses, Federal Transit Administration, Transportation Fund Resources:										
Undisbursed Funds	2021-2022	069	1120	000	14,780,232.24	-----	-----	12,616,661.07	-----	2,163,571.17
	2020-2021				2,283,158.27	-----	-----	1,238,097.85	-----	1,045,060.42
	2020				2,015,676.46	-----	-----	1,326,021.51	-----	689,654.95
	2019				799,979.47	-----	-----	3,292.65	-----	796,686.82
	2018				1,087,235.02	-----	-----	-6,229.01	-----	1,093,464.03
	2017				1,029,642.69	-----	-----	-306,195.85	1,335,838.54	-----
	No Year				296,900.10	-----	-----	-35,434.93	-----	332,335.03
	Subtotal	069	1120	000	22,292,824.25	-----	-----	14,836,213.29	1,335,838.54	6,120,772.42
Research, Training, and Human Resources, Federal Transit Administration, Transportation Fund Resources:										
Undisbursed Funds	No Year	069	1121	000	4,060.79	-----	-----	-----	-----	4,060.79
Urban Formula Grants, Federal Transit Administration, Transportation Fund Resources:										
Undisbursed Funds	No Year	069	1124	000	31,867.02	-----	-----	-----	-----	31,867.02

Footnotes at End of Chapter

## Appropriations, Outlays, and Balances - Continued

Appropriation or Fund Account  Title	Account Symbol				Balances, Beginning of Fiscal Year	Appropriations and Other Obligational Authority <sup>1</sup>	Transfers Borrowings and Investment (Net) <sup>2</sup>	Outlays (Net)	Balances Withdrawn and Other Transactions <sup>3</sup>	Balances, End of Fiscal Year
	Period of Availability	ATA	AID	MAIN						
Job Access and Reverse Commute Grants, Federal Transit Administration, Transportation Fund Resources: Undisbursed Funds	No Year		069	1125	000	626,053.17	-----	-22,248.00	-----	648,301.17
Washington Metropolitan Area Transit Authority, Federal Transit Administration, Transportation Fund Resources: Undisbursed Funds	No Year		069	1128	000	152,137,066.91	150,000,000.00	157,237,723.00	-----	144,899,343.91
Formula Grants, Federal Transit Administration, Transportation Fund Resources: Undisbursed Funds	No Year		069	1129	000	24,099,415.21	-----	2,352,098.01	27 6,734,356.00	15,012,961.20
Capital Investment Grants, Federal Transit Administration, Transportation Fund Resources: Undisbursed Funds	2021-2024		069	1134	000	1,652,898,187.00	-----	437,582,627.94	-----	1,215,315,559.06
	2022-2023					-----	198,499,972.42	-----	-----	198,499,972.42
	2020-2023					1,266,014,856.89	-----	446,343,100.71	-----	819,671,756.18
	2019-2022					1,351,736,955.73	-198,499,972.42	259,944,226.69	-----	893,292,756.62
	2018-2021					844,404,621.13	-----	190,227,603.04	-----	654,177,018.09
	No Year					1,621,482,567.82	3,848,000,000.00	360,956,717.16	-----	5,108,525,850.66
	Subtotal		069	1134	000	6,736,537,188.57	3,848,000,000.00	1,695,054,275.54	-----	8,889,482,913.03
University Transportation Research, Federal Transit Administration, Transportation Fund Resources: Undisbursed Funds	No Year		069	1136	000	5,494.95	-----	-----	-----	5,494.95
Transit Research, Federal Transit Administration, Transportation Fund Resources: Undisbursed Funds	No Year		069	1137	000	13,532,831.36	-----	1,677,437.21	-----	11,855,394.15
Public Transportation Emergency Relief Program, Federal Transit Administration, Transportation Fund Resources: Undisbursed Funds	No Year		069	1140	000	5,549,651,248.68	-----	74,999.00	532,632,866.35	5,017,093,381.33
Technical Assistance and Training, Federal Transit Administration, Transportation Fund Resources: Undisbursed Funds	2022-2023		069	1142	000	-----	7,500,000.00	-----	-----	7,500,000.00
	2021-2022					7,498,708.78	-----	1,810,884.45	-----	5,687,824.33
	2020-2021					3,381,637.35	-----	2,016,854.26	-----	1,364,783.09
	2019					1,043,446.08	-----	622,354.51	-----	421,091.57
	2018					418,041.68	-----	340,662.62	-----	77,379.06
	2017					131,652.94	-----	76,743.60	54,909.34	-----
	No Year					865,709.37	-----	1,207.13	-----	864,502.24

Footnotes at End of Chapter

Appropriations, Outlays, and Balances - Continued

Appropriation or Fund Account  Title	Account Symbol				Balances, Beginning of Fiscal Year	Appropriations and Other Obligational Authority <sup>1</sup>	Transfers Borrowings and Investment (Net) <sup>2</sup>	Outlays (Net)	Balances Withdrawn and Other Transactions <sup>3</sup>	Balances, End of Fiscal Year
	Period of Availability	ATA	AID	MAIN						
Subtotal		069	1142	000	13,339,196.20	7,500,000.00	-----	4,868,706.57	54,909.34	15,915,580.29
Electric or Low-Emitting Ferry Program, Federal Transit Administration, Transportation Fund Resources:										
Undisbursed Funds	No Year	069	1144	000	-----	49,995,000.00	-----	-----	-----	49,995,000.00
All Stations Accessibility Program, Federal Transit Administration, Transportation Fund Resources:										
Undisbursed Funds	No Year	069	1145	000	-----	349,965,000.00	-----	-----	-----	349,965,000.00
Ferry Service for Rural Communities, Federal Transit Administration, Transportation Fund Resources:										
Undisbursed Funds	No Year	069	1146	000	-----	199,980,000.00	-----	-----	-----	199,980,000.00
Transit Infrastructure Grants, Federal Transit Administration, Transportation Fund Resources:										
Undisbursed Funds	2021-2024	069	2812	000	29,655,628,954.00	-----	20,392,724.00	15,234,766,550.00	-----	14,441,255,128.00
	No Year				16,826,017,501.50	2,554,058,267.00	-----	9,227,425,213.61	-----	10,152,650,554.89
	Subtotal	069	2812	000	46,481,646,455.50	2,554,058,267.00	20,392,724.00	24,462,191,763.61	-----	24,593,905,682.89
<b>Trust Fund Accounts</b>										
Discretionary Grants, Liquidation of Contract Authorization, Highway Trust Fund, Federal Transit Administration, Transportation Fund Resources:										
Undisbursed Funds	No Year	069	8191	000	7 2,598.00	-----	-----	-----	-----	2,598.00
Unfunded Contract Authority					-38,246,635.15	-----	-----	-----	-----	-38,246,635.15
	Subtotal	069	8191	000	-38,244,037.15	-----	-----	-----	-----	-38,244,037.15
Formula and Bus Grants, Liquidation of Contract Authorization, Federal Transit Administration, Transportation Fund Resources:										
Undisbursed Funds	No Year	069	8350	000	1,221,203,369.81	6,984,963,210.00	-----	7,206,487,561.72	-----	999,679,018.09
Unfunded Contract Authority					7 2,795,069,183.90	28 6,514,754,766.04	-----	-----	1,779,356,085.00	7,530,467,864.94
	Subtotal	069	8350	000	4,016,272,553.71	13,499,717,976.04	-----	7,206,487,561.72	1,779,356,085.00	8,530,146,883.03
Total, Federal Transit Administration					62,971,932,219.17	20,659,216,243.04	20,467,723.00	34,077,316,397.30	1,787,481,188.88	47,786,818,599.03
<b>Saint Lawrence Seaway Development Corporation</b>										
<b>Public Enterprise Funds</b>										
Great Lakes St. Lawrence Seaway Development Corporation Fund, Transportation Fund Resources:										
Undisbursed Funds	No Year	069	4089	000	42,840,046.64	-----	-40,000.00	-4,939,545.29	-----	47,739,591.93
Funds Held Outside the Treasury					10,200,000.00	-----	40,000.00	-----	-----	10,240,000.00
Authority to Borrow from the Treasury					3,200,000.00	-----	-----	-----	-----	3,200,000.00
	Subtotal	069	4089	000	56,240,046.64	-----	-----	-4,939,545.29	-----	61,179,591.93

Footnotes at End of Chapter

## Appropriations, Outlays, and Balances - Continued

Appropriation or Fund Account  Title	Account Symbol				Balances, Beginning of Fiscal Year	Appropriations and Other Obligational Authority <sup>1</sup>	Transfers Borrowings and Investment (Net) <sup>2</sup>	Outlays (Net)	Balances Withdrawn and Other Transactions <sup>3</sup>	Balances, End of Fiscal Year
	Period of Availability	ATA	AID	MAIN						
<b>Trust Fund Accounts</b>										
Operations and Maintenance, Great Lakes St. Lawrence Seaway Development Corporation, Transportation Fund Resources:										
Undisbursed Funds	No Year		069	8003	000	-----	38,000,000.00	-----	38,000,000.00	-----
Total, Saint Lawrence Seaway Development Corporation						56,240,046.64	38,000,000.00	-----	33,060,454.71	61,179,591.93
<b>Pipeline and Hazardous Materials Safety Administration</b>										
<b>General Fund Accounts</b>										
Research and Special Programs, Pipeline and Hazardous Materials Safety Administration, Transportation Fund Resources:										
Undisbursed Funds	No Year		069	0104	000	18,717.03	-----	-----	-----	18,717.03
Operational Expenses, Pipeline and Hazardous Materials Safety Administration, Transportation Fund Resources:										
Undisbursed Funds	2022-2024		069	1400	000	-----	4,500,000.00	-----	-----	4,500,000.00
	2021-2023					4,500,000.00	-----	1,323,122.59	-----	3,176,877.41
	2022					-----	24,600,000.00	-----	17,132,458.14	7,467,541.86
	2020-2022					784,428.26	-----	572,156.33	-----	212,271.93
	2021					7,360,319.44	-----	6,366,158.55	-----	994,160.89
	2020					354,381.98	-----	85,125.49	-----	269,256.49
	2019					1,010,974.90	-----	168,699.71	-----	842,275.19
	2018					163,683.59	-----	1,218.39	-----	162,465.20
	2017					1,045,146.77	-----	8,358.58	1,036,788.19	-----
	Subtotal		069	1400	000	15,218,934.94	29,100,000.00	-----	25,657,297.78	1,036,788.19
Hazardous Materials Safety, Pipeline and Hazardous Materials Safety Administration, Transportation Fund Resources:										
Undisbursed Funds	2022-2024		069	1401	000	-----	12,070,000.00	-----	150,000.00	11,920,000.00
	2021-2023					13,338,964.08	-----	5,468,590.00	-----	7,870,374.08
	2022					-----	54,759,000.00	-----	43,221,466.17	11,537,533.83
	2020-2022					7,058,764.94	-----	4,699,399.25	-----	2,359,365.69
	2021					5,361,329.29	-----	4,991,902.86	-----	369,426.43
	2019-2021					6,268,521.12	-----	2,877,821.60	-----	3,390,699.52
	2020					364,681.70	-----	59,582.58	-----	305,099.12
	2018-2020					199,368.34	-----	35,198.73	-----	164,169.61
	2019					304,555.95	-----	48,934.81	-----	255,621.14
	2017-2019					481,962.56	-----	470,121.60	-----	11,840.96
	2018					293,788.46	-----	3,307.67	-----	290,480.79
	2016-2018					492,407.36	-----	428,100.80	-----	64,306.56
	2017					415,147.02	-----	-89,024.47	504,171.49	-----

Footnotes at End of Chapter

Appropriations, Outlays, and Balances - Continued

Appropriation or Fund Account  Title	Account Symbol				Balances, Beginning of Fiscal Year	Appropriations and Other Obligational Authority <sup>1</sup>	Transfers Borrowings and Investment (Net) <sup>2</sup>	Outlays (Net)	Balances Withdrawn and Other Transactions <sup>3</sup>	Balances, End of Fiscal Year	
	Period of Availability	ATA	AID	MAIN							SUB
	2015-2017				766.66	-----	-----	-4,653.44	5,420.10	-----	
	No Year				835,707.38	-----	-----	-162,670.35	-----	998,377.73	
	Subtotal		069	1401	000	35,415,964.86	66,829,000.00	62,198,077.81	509,591.59	39,537,295.46	
Natural Gas Distribution Infrastructure Safety and Modernization Grant Program, Pipeline and Hazardous Materials Safety Administration, Transportation Fund Resources:											
Undisbursed Funds	2022-2032		069	1402	000	-----	199,980,000.00	-----	1,305,967.89	-----	198,674,032.11
<b>Special Fund Accounts</b>											
Pipeline Safety, Pipeline and Hazardous Materials Safety Administration, Transportation Fund Resources:											
Undisbursed Funds	2022-2024		069	5172	000	-----	154,600,000.00	-----	36,840,438.43	-----	117,759,561.57
	2021-2023				108,587,570.89	-----	-----	80,250,101.17	-----	28,337,469.72	
	2020-2022				20,517,987.74	-----	-----	5,130,900.99	-----	15,387,086.75	
	2019-2021				18,615,391.69	-----	-----	8,161,972.87	-----	10,453,418.82	
	2018-2020				9,194,284.82	-----	-----	2,772,641.28	-----	6,421,643.54	
	2017-2019				4,511,488.74	-----	-----	528,905.94	-----	3,982,582.80	
	2018				643,802.21	-----	-----	-3,276.51	-----	647,078.72	
	2016-2018				2,514,100.82	-----	-----	813,705.00	-----	1,700,395.82	
	2017				610,217.79	-904,420.33	-----	-294,202.54	-----	-----	
	2015-2017				704,935.81	-558,982.73	-----	145,953.08	-----	-----	
	No Year				827,420.06	-----	-----	126,765.83	-----	700,654.23	
	Subtotal		069	5172	000	166,727,200.57	153,136,596.94	134,473,905.54	-----	185,389,891.97	
Emergency Preparedness Grant, Pipeline and Hazardous Materials Safety Administration, Transportation Fund Resources:											
Undisbursed Funds	2021-2023		069	5282	000	1,000,000.00	-----	-----	447,226.74	-----	552,773.26
	No Year				74,141,534.42	25,869,725.00	-----	22,784,360.22	-----	77,226,899.20	
	Subtotal		069	5282	000	75,141,534.42	25,869,725.00	23,231,586.96	-----	77,779,672.46	
<b>Trust Fund Accounts</b>											
Trust Fund Share of Pipeline Safety, Pipeline and Hazardous Materials Safety Administration, Transportation Fund Resources:											
Undisbursed Funds	2022-2024		069	8121	000	-----	23,000,000.00	-----	22,313,179.83	-----	686,820.17
	2021-2023				1,432,743.79	9,000,000.00	-----	8,580,245.85	-----	1,852,497.94	
	2020-2022				417,421.20	2,000,000.00	-----	2,406,247.20	-----	11,174.00	
	2019-2021				243,909.58	-----	-----	-----	-----	243,909.58	
	2018-2020				999.55	-----	-----	-----	-----	999.55	
	2017-2019				145,621.75	-----	-----	-----	-----	145,621.75	
	2016-2018				211.35	-----	-----	-----	-----	211.35	
	2015-2017				5,102.04	-----	-151,055.12	-145,953.08	-----	-----	

Footnotes at End of Chapter



## Appropriations, Outlays, and Balances - Continued

Appropriation or Fund Account  Title	Account Symbol				Balances, Beginning of Fiscal Year	Appropriations and Other Obligational Authority <sup>1</sup>	Transfers Borrowings and Investment (Net) <sup>2</sup>	Outlays (Net)	Balances Withdrawn and Other Transactions <sup>3</sup>	Balances, End of Fiscal Year	
	Period of Availability	ATA	AID	MAIN							SUB
Total, Pipeline and Hazardous Materials Safety Administration	Subtotal		069	8121	000	2,246,009.26	34,000,000.00	-151,055.12	33,153,719.80	-----	2,941,234.34
						294,768,361.08	508,915,321.94	-151,055.12	280,020,555.78	1,546,379.78	521,965,692.34
<b>Office of Inspector General</b>											
<b>General Fund Accounts</b>											
Salaries and Expenses, Office of the Inspector General, Transportation Fund Resources:											
Undisbursed Funds											
	2022		069	0130	000	-----	103,150,000.00	-----	91,439,851.18	-----	11,710,148.82
	2021					11,489,790.12	-----	-----	8,809,039.76	-----	2,680,750.36
	2020					1,749,675.43	-----	-----	415,390.38	-----	1,334,285.05
	2019					1,169,448.54	-----	-----	-67,770.85	-----	1,237,219.39
	2018					1,070,783.24	-----	-----	-5,655.01	-----	1,076,438.25
	2017					810,918.57	-----	-----	-117,303.58	928,222.15	-----
	No Year					7,113,020.29	4,324,000.00	-----	1,015,704.28	-----	10,421,316.01
	Subtotal		069	0130	000	23,403,636.19	107,474,000.00	-----	101,489,256.16	928,222.15	28,460,157.88
Total, Office of Inspector General						23,403,636.19	107,474,000.00	-----	101,489,256.16	928,222.15	28,460,157.88
<b>Maritime Administration</b>											
<b>General Fund Accounts</b>											
Ready Reserve Force, Maritime Administration, Transportation Fund Resources:											
Undisbursed Funds											
	2022		069	1710	000	-----	-----	-----	15,432,297.13	-----	<sup>9</sup> -15,432,297.13
	2021					-4,282,885.59	-----	-----	-3,956,777.46	-----	<sup>9</sup> -326,108.13
	2020					-48,523.68	-----	-----	-3,227.95	-----	<sup>9</sup> -45,295.73
	2019					-142,261.04	-----	-----	-142,261.04	-----	-----
	No Year					177,200,041.24	-----	-----	-98,587,136.25	-----	275,787,177.49
	Subtotal		069	1710	000	172,726,370.93	-----	-----	-87,257,105.57	-----	259,983,476.50
Maritime Security Program, Maritime Administration, Transportation Fund Resources:											
Undisbursed Funds											
	No Year		069	1711	000	88,219,647.03	318,000,000.00	-----	304,530,317.31	-----	101,689,329.72
State Maritime Academy Operations, Maritime Administration, Transportation Fund Resources:											
Undisbursed Funds											
	2022-2026		069	1712	000	-----	2,400,000.00	-----	-----	-----	2,400,000.00
	2022-2023					-----	6,000,000.00	-----	6,000,000.00	-----	-----
	2021-2022					2,400,000.00	-----	-----	428,199.41	-----	1,971,800.59
	2020-2021					2,057,000.00	-----	-----	561,973.47	-----	1,495,026.53
	2019-2020					965,812.00	-----	-----	463,000.00	-----	502,812.00
	No Year					842,392,098.08	414,900,000.00	-----	252,919,508.21	-----	1,004,372,589.87
	Subtotal		069	1712	000	847,814,910.08	423,300,000.00	-----	260,372,681.09	-----	1,010,742,228.99

Footnotes at End of Chapter

Appropriations, Outlays, and Balances - Continued

Appropriation or Fund Account  Title	Account Symbol				Balances, Beginning of Fiscal Year	Appropriations and Other Obligational Authority <sup>1</sup>	Transfers Borrowings and Investment (Net) <sup>2</sup>	Outlays (Net)	Balances Withdrawn and Other Transactions <sup>3</sup>	Balances, End of Fiscal Year
	Period of Availability	ATA	AID	MAIN						
Port Infrastructure Development Program, Maritime Administration, Transportation Fund Resources: Undisbursed Funds	2022-2032		069	1713	000	----- 450,000,000.00	----- -----	626,227.09	----- -----	449,373,772.91
	No Year					745,784,101.04	----- 234,310,000.00	60,169,324.66	----- -----	919,924,776.38
	Subtotal		069	1713	000	745,784,101.04	----- 684,310,000.00	60,795,551.75	----- -----	1,369,298,549.29
Cable Security Fleet, Maritime Administration, Transportation Fund Resources: Undisbursed Funds	No Year		069	1717	000	10,000,000.00	----- 10,000,000.00	6,774,193.44	----- -----	13,225,806.56
Tanker Security Program, Maritime Administration, Transportation Fund Resources: Undisbursed Funds	No Year		069	1718	000	----- 60,000,000.00	----- -----	----- -----	----- -----	60,000,000.00
Operations and Training, Maritime Administration, Transportation Fund Resources: Undisbursed Funds	2022-2032		069	1750	000	----- -----	----- 25,000,000.00	----- -----	----- -----	25,000,000.00
	2022-2023					----- -----	----- 91,032,000.00	----- 61,897,935.53	----- -----	29,134,064.47
	2022					----- -----	----- 60,853,000.00	----- 47,554,347.08	----- -----	13,298,652.92
	2021-2022					25,169,828.91	----- -----	----- 17,355,915.38	----- -----	7,813,913.53
	2021					11,776,287.62	----- -----	----- 7,164,680.52	----- -----	4,611,607.10
	2020-2021					9,648,961.65	----- -----	----- 6,651,314.20	----- -----	2,997,647.45
	2020					3,561,225.97	----- -----	----- 1,465,728.08	----- -----	2,095,497.89
	2019-2020					1,999,586.77	----- -----	----- 870,876.53	----- -----	1,128,710.24
	2019					1,720,979.33	----- -----	----- 624,063.78	----- -----	1,096,915.55
	2018-2019					588,175.97	----- -----	----- 94,676.02	----- -----	493,499.95
	2018					1,766,982.46	----- -----	----- 115,825.09	----- -----	1,651,157.37
	2017-2018					690,898.50	----- -----	----- 270,261.09	----- -----	420,637.41
	2017					2,167,214.25	----- -----	----- -306,734.09	2,473,948.34	-----
	2016-2017					653,934.99	----- -----	----- 27,478.72	626,456.27	-----
	No Year					136,768,658.46	----- 20,319,000.00	----- 13,585,954.34	----- -----	143,501,704.12
	Subtotal		069	1750	000	196,512,734.88	----- 197,204,000.00	----- 157,372,322.27	3,100,404.61	233,244,008.00
Maritime Guaranteed Loan (Title XI) Program Account, Maritime Administration, Transportation Fund Resources: Undisbursed Funds	2022		069	1752	000	----- -----	----- 3,000,000.00	----- 3,000,000.00	----- -----	-----
	No Year					35,519,763.62	----- 895,214.07	----- 895,214.07	----- -----	35,519,763.62
	Subtotal		069	1752	000	35,519,763.62	----- 3,895,214.07	----- 3,895,214.07	----- -----	35,519,763.62
Ship Disposal, Maritime Administration, Transportation Fund Resources: Undisbursed Funds	No Year		069	1768	000	82,683,075.30	----- 10,000,000.00	----- -----	----- 18,967,519.53	73,715,555.77

Footnotes at End of Chapter

**Appropriations, Outlays, and Balances - Continued**

Appropriation or Fund Account  Title	Account Symbol					Balances, Beginning of Fiscal Year	Appropriations and Other Obligational Authority <sup>1</sup>	Transfers Borrowings and Investment (Net) <sup>2</sup>	Outlays (Net)	Balances Withdrawn and Other Transactions <sup>3</sup>	Balances, End of Fiscal Year
	Period of Availability	ATA	AID	MAIN	SUB						
Assistance to Shipyards, Maritime Administration, Transportation Fund Resources: Undisbursed Funds	No Year		069	1770	000	30,561,152.98	20,000,000.00	-----	17,585,007.12	-----	32,976,145.86
<b>Special Fund Accounts</b>											
Port of Guam Improvement Enterprise Fund, Maritime Administration, Transportation Fund Resources: Undisbursed Funds	No Year		069	5560	000	2,232,877.93	-----	-----	112,761.82	-----	2,120,116.11
<b>Public Enterprise Funds</b>											
War-Risk Insurance Revolving Fund, Maritime Administration, Transportation Fund Resources: Undisbursed Funds	No Year		069	4302	000	19,915,039.32	-----	-19,693,072.88	-378,308.92	-----	600,275.36
Unrealized Discount on Investments						-556,343.64	-----	-276,984.50	-----	-----	-833,328.14
Investments in US Treasury Securities						32,008,818.83	-----	19,970,057.38	-----	-----	51,978,876.21
Subtotal			069	4302	000	51,367,514.51	-----	-----	-378,308.92	-----	51,745,823.43
Vessel Operations Revolving Fund, Maritime Administration, Transportation Fund Resources: Undisbursed Funds	No Year		069	4303	000	31,715,699.19	-----	-----	-4,672,351.58	-----	36,388,050.77
<b>Trust Fund Accounts</b>											
Gifts and Bequests, Maritime Administration, Transportation Fund Resources: Undisbursed Funds	No Year		069	8503	000	6,198,741.33	1,024,609.95	-----	472,079.00	-----	6,751,272.28
Special Studies, Services and Projects, Maritime Administration, Transportation Fund Resources: Undisbursed Funds	No Year		069	8547	000	4,198.07	-----	-----	-----	-----	4,198.07
Total, Maritime Administration						2,301,340,786.89	1,727,733,824.02	-----	738,569,881.33	3,100,404.61	3,287,404,324.97
<b>Deductions for Offsetting Receipts</b>											
Proprietary Receipts from the Public						-----	-1,363,021,337.33	-----	-1,363,021,337.33	-----	-----
Intrabudgetary Receipts Deducted by Agency						-----	-118,217,788,225.68	-----	-118,217,788,225.68	-----	-----
Offsetting Governmental Receipts						-----	-155,636,626.65	-----	-155,636,626.65	-----	-----
Total, Offsetting Receipts						-----	-119,736,446,189.66	-----	-119,736,446,189.66	-----	-----
Total, Department of Transportation						205,221,156,339.37	248,654,952,302.33	9,848,944.88	113,729,444,586.79	10,985,132,668.38	329,171,380,331.41
<b>Memorandum</b>											
<b>Financing Accounts</b>											
<b>Public Enterprise Funds</b>											

Footnotes at End of Chapter

Appropriations, Outlays, and Balances - Continued

Appropriation or Fund Account  Title	Account Symbol				Balances, Beginning of Fiscal Year	Appropriations and Other Obligational Authority <sup>1</sup>	Transfers Borrowings and Investment (Net) <sup>2</sup>	Outlays (Net)	Balances Withdrawn and Other Transactions <sup>3</sup>	Balances, End of Fiscal Year	
	Period of Availability	ATA	AID	MAIN							SUB
Minority Business Resource Center Guaranteed Loan Financing Account, Office of the Secretary, Transportation Fund Resources: Undisbursed Funds	No Year		069	4082	000	196,325.86	-----	-----	196,325.86	-----	-----
Transportation Infrastructure Finance and Innovation Account, Direct Loan Financing Account, Office of the Secretary, Transportation Fund Resources: Undisbursed Funds	No Year		069	4123	000	665,357,358.99	-----	969,874,050.35	1,251,873,687.55	<sup>27</sup> 90,609,638.00	292,748,083.79
Authority to Borrow from the Treasury						10,499,702,860.44	6,421,392,835.67	-3,786,053,187.55	-----	2,380,913,736.07	10,754,128,772.49
Subtotal			069	4123	000	11,165,060,219.43	6,421,392,835.67	-2,816,179,137.20	1,251,873,687.55	2,471,523,374.07	11,046,876,856.28
Transportation Infrastructure Finance and Innovation Act, Guaranteed Loan Account, Office of the Secretary, Transportation Fund Resources: Undisbursed Funds	No Year		069	4145	000	5,000.00	-----	-----	-----	-----	5,000.00
Transportation Infrastructure Finance and Innovation Act, Line of Credit Financing Account, Office of the Secretary, Transportation Fund Resources: Undisbursed Funds	No Year		069	4173	000	10,000.00	-----	-----	-----	-----	10,000.00
Military Useful Vessel Obligation Guarantee, Financing Account, Maritime Administration, Transportation Fund Resources: Undisbursed Funds	No Year		069	4304	000	132,083,295.49	-----	-11,625,806.23	5,728,268.15	-----	114,729,221.11
Authority to Borrow from the Treasury						-67,864.32	5,000,000.00	-305.00	-----	4,931,830.68	-----
Subtotal			069	4304	000	132,015,431.17	5,000,000.00	-11,626,111.23	5,728,268.15	4,931,830.68	114,729,221.11
TIGER TIFIA Direct Loan Financing Account, Office of the Secretary, Transportation Fund Resources: Undisbursed Funds	No Year		069	4347	000	0.02	-----	-567,860.60	-567,860.60	-----	0.02
Authority to Borrow from the Treasury						-----	335,220.22	-48,557.22	-----	286,663.00	-----
Subtotal			069	4347	000	0.02	335,220.22	-616,417.82	-567,860.60	286,663.00	0.02
TIFIA General Fund Direct Loan Financing Account, Office of the Secretary, Transportation Fund Resources: Undisbursed Funds	No Year		069	4348	000	-----	-----	-36,387,124.10	-36,790,073.90	-----	402,949.80
Authority to Borrow from the Treasury						-----	5,991,117.67	-1,582,492.67	-----	4,408,625.00	-----
Subtotal			069	4348	000	- 0 -	5,991,117.67	-37,969,616.77	-36,790,073.90	4,408,625.00	402,949.80
Railroad Rehabilitation and Improvement, Direct Loan Financing Account, Office of the Secretary, Transportation Fund Resources: Undisbursed Funds	No Year		069	4420	000	194,071,387.36	7,337,906.65	391,291,076.42	518,679,595.46	<sup>27</sup> 3,853,181.24	70,167,593.73
Authority to Borrow from the Treasury						3,670,725,251.38	349,672,256.95	-489,839,979.91	-----	34,186,269.13	3,496,371,259.29
Subtotal			069	4420	000	3,864,796,638.74	357,010,163.60	-98,548,903.49	518,679,595.46	38,039,450.37	3,566,538,853.02

Footnotes at End of Chapter

## Appropriations, Outlays, and Balances - Continued

Appropriation or Fund Account	Account Symbol				Balances, Beginning of Fiscal Year	Appropriations and Other Obligational Authority <sup>1</sup>	Transfers Borrowings and Investment (Net) <sup>2</sup>	Outlays (Net)	Balances Withdrawn and Other Transactions <sup>3</sup>	Balances, End of Fiscal Year	
Title	Period of Availability	ATA	AID	MAIN							SUB
Maritime Guaranteed Loan (Title XI) FFB Financing Account											
Fund Resources:											
Undisbursed Funds	No Year		069	4494	000	10,661,648.73	-----	37,605,787.24	36,131,785.06	-----	12,135,650.91
Authority to Borrow from the Treasury						-----	54,692,561.00	-52,751,684.00	-----	1,940,877.00	-----
Subtotal	Subtotal		069	4494	000	10,661,648.73	54,692,561.00	-15,145,896.76	36,131,785.06	1,940,877.00	12,135,650.91
Total, Financing Accounts						15,172,745,263.95	6,844,421,898.16	-2,980,086,083.27	1,775,251,727.58	2,521,130,820.12	14,740,698,531.14

Footnotes at End of Chapter

Footnotes

- 1 The amounts in this column, unless otherwise footnoted, represent appropriations, increases and rescissions in borrowing authority or new contract authority. Appropriation accounts with appropriation transfer activity are presented in Table 1 (Appropriations and Appropriation Transfers) at the end of this chapter.
- 2 The amounts in this column, unless otherwise footnoted, represent transfers - other than appropriation transfers, borrowings (gross), investments (net), unrealized discounts or funds held outside the Treasury.
- 3 The amounts in this column, unless otherwise footnoted, represent obligated balances canceled for fiscal year 2017 pursuant to 31 U.S.C. 1553 and adjustments to borrowing and contract authority.
- 4 Pursuant to Public Law # 117-103, 136 Stat. 689-680, the balance for this account has been extended beyond the normal period of availability to liquidate obligations.
- 5 Pursuant to Public Law # 116-94, 133 Stat. 2936, the balance for this account has been extended beyond the normal period of availability to liquidate obligations.
- 6 Excludes \$26,586,118.29 refund of taxes.
- 7 The opening balance(s) of the following account(s) have been adjusted during the current fiscal year and do not agree with last year's closing balance(s):

<u>Account Symbol: (ATA, AID, POA, MAIN, SUB)</u>		<u>Adjustment</u>
069	X 8106 000 - Unfunded Contract Authority	\$3,350,000,000.00
069	X 8083 - Unfunded Contract Authority	\$50,898,770,400.30
069	X 8102 000 - Undisbursed Funds	\$66,535,509.22
069	X 8158 000 - Unfunded Contract Authority	\$387,800,000.00
069	X 8159 000 - Undisbursed Funds	-\$48,246,997.09
069	X 8159 000 - Unfunded Contract Authority	\$288,000,000.00
069	X 8016 000 - Unfunded Contract Authority	\$155,300,000.00
069	X 8020 000 - Unfunded Contract Authority	\$631,420,892.76
069 069	X 8020 005 - Unfunded Contract Authority	-\$8,403,892.76
069	X 8362 000 - Undisbursed Funds	-\$555,729.12
069	X 8191 000 - Undisbursed Funds	-\$17,732,783.01
069	X 8350 000 - Unfunded Contract Authority	\$6,166,200,172.54

## Appropriations, Outlays, and Balances - Continued

---

### Footnotes

---

- 8 Represents \$3,350,000,000.00 and \$3,350,000,000.00, which are new contract authority and appropriations to liquidate, respectively.
- 9 Subject to disposition by the administrative agency.
- 10 Represents \$60,645,830,709.10 and \$57,189,640,636.00, which are new contract authority and appropriations to liquidate, respectively.
- 11 Excludes \$444,500,000.00 refund of taxes.
- 12 Represents \$564,331,940.00 and \$496,000,000.00, which are new contract authority and appropriations to liquidate, respectively.
- 13 Represents \$415,788,699.00 and \$329,753,002.91, which are new contract authority and appropriations to liquidate, respectively.
- 14 Represents \$220,024,090.00 and \$192,800,000.00, which are new contract authority and appropriations to liquidate, respectively.
- 15 Represents \$1,009,901,584.92 and \$900,709,909.00, which are new contract authority and appropriations to liquidate, respectively.
- 16 Represents \$1,738,204.08 and \$1,715,000.00, which are new contract authority and appropriations to liquidate, respectively.
- 17 Represents capital transfer to miscellaneous receipts.
- 18 Represents \$20,754,717,976.04 and \$14,239,963,210.00, which are new contract authority and appropriations to liquidate, respectively.

Footnotes

Table 1 - Appropriations and Appropriation Transfers - Department of Transportation

AID	ATA	Period of Availability	MAIN	Net Appropriations and Appropriation Transfers	Appropriation Amount	Net Appropriation Transfers	AID Involved	ATA Involved	Period of Availability Involved	MAIN Involved	Amount From or To (-)
069	012	X	0500	40,158,179.20	0.00	40,158,179.20	069		X	0500	40,158,179.20
069	012	X	8083	2,807,474.38	0.00	2,807,474.38	069		X	8083	2,807,474.38
069	014	X	0500	59,710.00	0.00	59,710.00	069		X	0500	59,710.00
069	014	X	0500	2,864,365.00	0.00	2,864,365.00	069		X	0500	2,864,365.00
069	014	X	0500	325,219.00	0.00	325,219.00	069		X	0500	325,219.00
069	014	X	0500	4,201,705.85	0.00	4,201,705.85	069		X	0500	4,201,705.85
069	014	2225	0548	9,166,031.00	0.00	9,166,031.00	069		2225	0548	9,166,031.00
069	014	X	8083	1,985,000.00	0.00	1,985,000.00	069		X	8083	1,985,000.00
069	014	X	8083	72,478,078.00	0.00	72,478,078.00	069		X	8083	72,478,078.00
069	014	X	8083	170,085.87	0.00	170,085.87	069		X	8083	170,085.87
069	014	X	8083	12,765,000.00	0.00	12,765,000.00	069		X	8083	12,765,000.00
069	014	X	8083	150,000,000.00	0.00	150,000,000.00	069		X	8083	150,000,000.00
069	020	X	8083	2,100,000.00	0.00	2,100,000.00	069		X	8083	2,100,000.00
069	309	X	8083	475,000.00	0.00	475,000.00	069		X	8083	475,000.00
069		X	0130	4,324,000.00	0.00	4,324,000.00	069		X	0548	1,000,000.00
							069		X	0759	495,000.00
							069		X	1144	5,000.00
							069		X	1145	35,000.00
							069		X	1146	20,000.00
							069		2226	1337	1,000,000.00
							069		2226	1338	1,000,000.00
							069		2232	1402	20,000.00
							069		X	1732	544,000.00
							069		X	2812	205,000.00
069		X	0143	1,755,000,000.00	1,775,000,000.00	-20,000,000.00	069		X	1732	-20,000,000.00
069		2226	0143	1,470,000,000.00	1,500,000,000.00	-30,000,000.00	069		X	1732	-30,000,000.00
069		X	0500	2,546,791,391.46	2,600,000,000.00	-53,208,608.54	069	012	X	0500	-40,158,179.20
							069	014	X	0500	-59,710.00
							069	014	X	0500	-2,864,365.00
							069	014	X	0500	-325,219.00
							069	014	X	0500	-4,201,705.85
							069	096	X	0500	-5,599,429.49



## Appropriations, Outlays, and Balances - Continued

### Footnotes

Table 1 - Appropriations and Appropriation Transfers - Department of Transportation

AID	ATA	Period of Availability	MAIN	Net Appropriations and Appropriation Transfers	Appropriation Amount	Net Appropriation Transfers	AID Involved	ATA Involved	Period of Availability Involved	MAIN Involved	Amount From or To (-)
069		X	0548	1,503,591,571.00	1,537,400,000.00	-33,808,429.00	069		X	0130	-1,000,000.00
							069		2225	0548	65,255,000.00
							069	069	X	0548	-18,715,000.00
							069	089	X	0548	-79,348,429.00
069		2225	0548	10,264,706,792.00	10,361,927,823.00	-97,221,031.00	069	014	2225	0548	-9,166,031.00
							069		X	0548	-65,255,000.00
							069		X	1732	-12,800,000.00
							573		2225	3742	-10,000,000.00
069		2223	0650	201,000,000.00	200,000,000.00	1,000,000.00	069		2225	0669	1,000,000.00
069		2225	0650	70,000,000.00	0.00	70,000,000.00	069		2225	0670	70,000,000.00
069		2225	0669	149,000,000.00	150,000,000.00	-1,000,000.00	069		2223	0650	-1,000,000.00
069		2225	0670	39,700,000.00	109,700,000.00	-70,000,000.00	069		2225	0650	-70,000,000.00
069		X	0759	220,356,845.00	0.00	220,356,845.00	575		X	2996	-495,000.00
							069		X	0130	-495,000.00
							069		X	0760	12,000,000.00
							069		X	1774	10,372,495.00
							069		X	1775	20,484,350.00
							069		X	2810	146,000,000.00
							069		X	2811	32,490,000.00
069		X	0760	588,000,000.00	600,000,000.00	-12,000,000.00	069		X	0759	-12,000,000.00
069		X	1144	49,995,000.00	50,000,000.00	-5,000.00	069		X	0130	-5,000.00
069		X	1145	349,965,000.00	350,000,000.00	-35,000.00	069		X	0130	-35,000.00
069		X	1146	199,980,000.00	200,000,000.00	-20,000.00	069		X	0130	-20,000.00
069		2226	1337	999,000,000.00	1,000,000,000.00	-1,000,000.00	069		X	0130	-1,000,000.00
069		2226	1338	2,999,000,000.00	3,000,000,000.00	-1,000,000.00	069		X	0130	-1,000,000.00
069		2232	1402	199,980,000.00	200,000,000.00	-20,000.00	069		X	0130	-20,000.00
069		X	1732	76,566,569.98	0.00	76,566,569.98	069		X	0130	-544,000.00
							069		X	0143	20,000,000.00
							069		2226	0143	30,000,000.00
							069		2225	0548	12,800,000.00
							069		X	1733	4,000,000.00
							069		X	1734	2,000,000.00

Footnotes

Table 1 - Appropriations and Appropriation Transfers - Department of Transportation

AID	ATA	Period of Availability	MAIN	Net Appropriations and Appropriation Transfers	Appropriation Amount	Net Appropriation Transfers	AID Involved	ATA Involved	Period of Availability Involved	MAIN Involved	Amount From or To (-)
							069		X	1735	20,000,000.00
							069	069	X	1732	-11,689,430.02
069		X	1733	196,000,000.00	200,000,000.00	-4,000,000.00	069		X	1732	-4,000,000.00
069		X	1734	98,000,000.00	100,000,000.00	-2,000,000.00	069		X	1732	-2,000,000.00
069		X	1735	980,000,000.00	1,000,000,000.00	-20,000,000.00	069		X	1732	-20,000,000.00
069		X	1774	2,064,128,505.00	2,074,501,000.00	-10,372,495.00	069		X	0759	-10,372,495.00
069		X	1775	4,636,385,650.00	4,656,870,000.00	-20,484,350.00	069		X	0759	-20,484,350.00
069		X	2810	7,154,000,000.00	7,300,000,000.00	-146,000,000.00	069		X	0759	-146,000,000.00
069		X	2811	1,592,510,000.00	1,625,000,000.00	-32,490,000.00	069		X	0759	-32,490,000.00
069		X	2812	2,554,058,267.00	2,554,263,267.00	-205,000.00	069		X	0130	-205,000.00
069		X	5422	-93,924,788.48	0.00	-93,924,788.48	069		X	5423	-93,924,788.48
069		X	5423	93,924,788.48	0.00	93,924,788.48	069		X	5422	93,924,788.48
069		X	8003	38,000,000.00	0.00	38,000,000.00	096		X	8863	38,000,000.00
069		X	8016	170,000,000.00	0.00	170,000,000.00	069		X	8102	170,000,000.00
069		X	8020	706,409,909.00	0.00	706,409,909.00	069		X	8083	128,124,909.00
							069		X	8102	580,000,000.00
							069	069	X	8020	-1,715,000.00
069		X	8058	8,486,000.00	0.00	8,486,000.00	069		X	8102	8,486,000.00
069		X	8083	44,190,838,397.22	0.00	44,190,838,397.22	069	012	X	8083	-2,807,474.38
							069	014	X	8083	-1,985,000.00
							069	014	X	8083	-72,478,078.00
							069	014	X	8083	-170,085.87
							069	014	X	8083	-12,765,000.00
							069	014	X	8083	-150,000,000.00
							069	020	X	8083	-2,100,000.00
							069	309	X	8083	-475,000.00
							069		X	8020	-128,124,909.00
							069		X	8102	45,609,000,000.00
							069		X	8350	-884,963,210.00
							069		X	8634	-9,701,317.00
							069	069	X	8083	-20,000,000.00
							069	069	X	8083	-20,000,000.00

## Appropriations, Outlays, and Balances - Continued

### Footnotes

Table 1 - Appropriations and Appropriation Transfers - Department of Transportation

AID	ATA	Period of Availability	MAIN	Net Appropriations and Appropriation Transfers	Appropriation Amount	Net Appropriation Transfers	AID Involved	ATA Involved	Period of Availability Involved	MAIN Involved	Amount From or To (-)
069		X	8102	-52,749,564,000.00	0.00	-52,749,564,000.00	069	069	X	8083	-103,197,354.95
							069	096	X	8083	-9,394,173.58
							069		X	8016	-170,000,000.00
							069		X	8020	-580,000,000.00
							069		X	8058	-8,486,000.00
							069		X	8083	-45,609,000,000.00
							069		X	8158	-32,305,000.00
							069		X	8159	-225,473,000.00
							069		X	8350	-6,100,000,000.00
							069		X	8103	-14,030,665,728.00
069		X	8104	-1,000,000.00							
069		2122	8104	-1,019,000,000.00							
069		2223	8104	-6,414,100,000.00							
069		X	8106	-3,000,000,000.00							
069		X	8107	-103,000,000.00							
069		1517	8107	-23,709,670.00							
069		1618	8107	-7,000,000.00							
069		17	8107	-1,100,000.00							
069		1719	8107	-16,500,000.00							
069		1820	8107	-110,000,000.00							
069		1921	8107	-215,000,000.00							
069		2022	8107	-665,000,000.00							
069		2122	8107	-10,000,000.00							
069		2123	8107	-945,000,000.00							
069		2223	8107	-521,000,000.00							
069		2224	8107	-419,000,000.00							
069		2226	8107	-335,000.00							
069		1517	8108	-1,221,058.00							
069		1719	8108	-4,200,000.00							
069		1820	8108	-13,000,000.00							
069		1921	8108	-34,500,000.00							
069		2022	8108	-58,500,000.00							

Footnotes

Table 1 - Appropriations and Appropriation Transfers - Department of Transportation

AID	ATA	Period of Availability	MAIN	Net Appropriations and Appropriation Transfers	Appropriation Amount	Net Appropriation Transfers	AID Involved	ATA Involved	Period of Availability Involved	MAIN Involved	Amount From or To (-)
							069		2123	8108	-46,500,000.00
							069		2224	8108	-52,000,000.00
							069		X	8304	-350,000,000.00
069		X	8104	1,000,000.00	0.00	1,000,000.00	069		X	8103	1,000,000.00
069		2122	8104	1,019,000,000.00	0.00	1,019,000,000.00	069		X	8103	1,019,000,000.00
069		2223	8104	6,414,100,000.00	0.00	6,414,100,000.00	069		X	8103	6,414,100,000.00
069		X	8106	3,000,000,000.00	0.00	3,000,000,000.00	069		X	8103	3,000,000,000.00
069		X	8107	103,000,000.00	0.00	103,000,000.00	069		X	8103	103,000,000.00
069		1517	8107	23,709,670.00	0.00	23,709,670.00	069		X	8103	23,709,670.00
069		1618	8107	7,000,000.00	0.00	7,000,000.00	069		X	8103	7,000,000.00
069		17	8107	1,100,000.00	0.00	1,100,000.00	069		X	8103	1,100,000.00
069		1719	8107	16,500,000.00	0.00	16,500,000.00	069		X	8103	16,500,000.00
069		1820	8107	110,000,000.00	0.00	110,000,000.00	069		X	8103	110,000,000.00
069		1921	8107	215,000,000.00	0.00	215,000,000.00	069		X	8103	215,000,000.00
069		2022	8107	665,000,000.00	0.00	665,000,000.00	069		X	8103	665,000,000.00
069		2122	8107	10,000,000.00	0.00	10,000,000.00	069		X	8103	10,000,000.00
069		2123	8107	945,000,000.00	0.00	945,000,000.00	069		X	8103	945,000,000.00
069		2223	8107	521,000,000.00	0.00	521,000,000.00	069		X	8103	521,000,000.00
069		2224	8107	419,000,000.00	0.00	419,000,000.00	069		X	8103	419,000,000.00
069		2226	8107	335,000.00	0.00	335,000.00	069		X	8103	335,000.00
069		1517	8108	1,221,058.00	0.00	1,221,058.00	069		X	8103	1,221,058.00
069		1719	8108	4,200,000.00	0.00	4,200,000.00	069		X	8103	4,200,000.00
069		1820	8108	13,000,000.00	0.00	13,000,000.00	069		X	8103	13,000,000.00
069		1921	8108	34,500,000.00	0.00	34,500,000.00	069		X	8103	34,500,000.00
069		2022	8108	58,500,000.00	0.00	58,500,000.00	069		X	8103	58,500,000.00
069		2123	8108	46,500,000.00	0.00	46,500,000.00	069		X	8103	46,500,000.00
069		2224	8108	52,019,008.00	19,008.00	52,000,000.00	069		X	8103	52,000,000.00
069		2022	8121	2,000,000.00	0.00	2,000,000.00	070		X	8185	2,000,000.00
069		2123	8121	9,000,000.00	0.00	9,000,000.00	070		X	8185	9,000,000.00
069		2224	8121	23,000,000.00	0.00	23,000,000.00	070		X	8185	23,000,000.00
069		X	8158	32,305,000.00	0.00	32,305,000.00	069		X	8102	32,305,000.00
069		X	8159	225,473,000.00	0.00	225,473,000.00	069		X	8102	225,473,000.00

## Appropriations, Outlays, and Balances - Continued

### Footnotes

Table 1 - Appropriations and Appropriation Transfers - Department of Transportation

AID	ATA	Period of Availability	MAIN	Net Appropriations and Appropriation Transfers	Appropriation Amount	Net Appropriation Transfers	AID Involved	ATA Involved	Period of Availability Involved	MAIN Involved	Amount From or To (-)
069		X	8304	350,000,000.00	0.00	350,000,000.00	069		X	8103	350,000,000.00
069		X	8350	6,984,963,210.00	0.00	6,984,963,210.00	069		X	8083	884,963,210.00
							069		X	8102	6,100,000,000.00
069		X	8634	9,701,317.00	0.00	9,701,317.00	069		X	8083	9,701,317.00
069	069	X	0548	18,715,000.00	0.00	18,715,000.00	069		X	0548	18,715,000.00
069	069	X	1732	11,689,430.02	0.00	11,689,430.02	069		X	1732	11,689,430.02
069	069	X	8020	1,715,000.00	0.00	1,715,000.00	069		X	8020	1,715,000.00
069	069	X	8083	20,000,000.00	0.00	20,000,000.00	069		X	8083	20,000,000.00
069	069	X	8083	20,000,000.00	0.00	20,000,000.00	069		X	8083	20,000,000.00
069	069	X	8083	103,197,354.95	0.00	103,197,354.95	069		X	8083	103,197,354.95
069	069	X	8102	24,300,000.00	0.00	24,300,000.00	069		X	8102	24,300,000.00
069	089	X	0548	79,348,429.00	0.00	79,348,429.00	069		X	0548	79,348,429.00
069	096	X	0500	5,599,429.49	0.00	5,599,429.49	069		X	0500	5,599,429.49
069	096	X	8083	9,394,173.58	0.00	9,394,173.58	069		X	8083	9,394,173.58
<b>Total</b>				<b>43,206,186,098.00</b>	<b>43,144,681,098.00</b>	<b>61,505,000.00</b>					<b>61,505,000.00</b>

Appropriations, Outlays, and Balances - Continued

Appropriation or Fund Account  Title	Account Symbol				Balances, Beginning of Fiscal Year	Appropriations and Other Obligational Authority <sup>1</sup>	Transfers Borrowings and Investment (Net) <sup>2</sup>	Outlays (Net)	Balances Withdrawn and Other Transactions <sup>3</sup>	Balances, End of Fiscal Year	
	Period of Availability	ATA	AID	MAIN SUB							
<b>Department of the Treasury</b> <b>Departmental Offices</b> <b>General Fund Accounts</b> Salaries and Expenses, Departmental Offices, Treasury Fund Resources:											
Undisbursed Funds	2022-2031		020	0101	000	-----	154,533,803.00	-----	-----	-----	154,533,803.00
	2022-2023					-----	44,400,000.00	-----	7,834,275.43	-----	36,565,724.57
	2018-2023					808,460.64	-----	-----	99,673.76	-----	708,786.88
	2022					-----	215,709,000.00	-----	195,582,812.36	-----	20,126,187.64
	2021-2022					23,879,349.27	-----	653,228.00	19,545,068.99	-----	4,987,508.28
	2021					19,962,863.00	-----	-653,228.00	15,801,510.51	-----	3,508,124.49
	2020-2021					30,458,243.55	-----	-----	5,583,020.78	-----	24,875,222.77
	2020					3,457,900.36	-----	-----	-13,051,591.66	-----	16,509,492.02
	2019-2020					1,250,715.84	-----	-----	84,862.04	-----	1,165,853.80
	2019					2,159,174.84	-----	-----	44,977.33	-----	2,114,197.51
	2018-2019					1,819,076.84	-----	-----	124,937.57	-----	1,694,139.27
	2018					2,270,569.91	-----	-----	206,851.37	-----	2,063,718.54
	2017-2018					2,313,805.26	-----	-----	240,962.54	-----	2,072,842.72
	2017					5,453,601.69	-----	-----	28,358.95	5,425,242.74	-----
	2016-2017					1,949,991.44	-----	-----	54,783.98	1,895,207.46	-----
	No Year					11,345,064.54	-----	-----	-3,458,044.77	-----	14,803,109.31
	Subtotal		020	0101	000	107,128,817.18	414,642,803.00	-----	228,722,459.18	7,320,450.20	285,728,710.80
Salaries and Expenses, Office of Inspector General, Treasury Fund Resources:											
Undisbursed Funds	2021-2027		020	0106	000	2,982,692.83	-----	-----	153,580.56	-----	2,829,112.27
	2021-2025					2,493,858.20	-----	-----	704,099.33	-----	1,789,758.87
	2022-2023					-----	2,800,000.00	-----	894,308.66	-----	1,905,691.34
	2022					-----	39,475,000.00	-10,000.00	35,989,863.92	-----	3,475,136.08
	2021-2022					2,800,000.00	-----	642,725.00	832,868.07	-----	2,609,856.93
	2021					4,610,020.75	-----	-632,725.00	2,808,550.37	-----	1,168,745.38
	2020-2021					2,940,314.63	-----	-----	768,179.17	-----	2,172,135.46
	2020					1,367,699.21	-----	-----	235,427.00	-----	1,132,272.21
	2019					1,323,965.64	-----	-----	-53.67	-----	1,324,019.31
	2018-2019					868,617.75	-----	-----	-----	-----	868,617.75
	2018					541,070.76	-----	-----	1,501.30	-----	539,569.46
	2017-2018					509,176.06	-----	-----	-----	-----	509,176.06
	2017					3,706,096.03	-----	-----	-----	3,706,096.03	-----
	2016-2017					208,192.80	-----	-----	-----	208,192.80	-----
	No Year					36,605,825.52	-----	-----	10,554,461.64	-----	26,051,363.88

Footnotes at End of Chapter

**Appropriations, Outlays, and Balances - Continued**

Appropriation or Fund Account  Title	Account Symbol				Balances, Beginning of Fiscal Year	Appropriations and Other Obligational Authority <sup>1</sup>	Transfers Borrowings and Investment (Net) <sup>2</sup>	Outlays (Net)	Balances Withdrawn and Other Transactions <sup>3</sup>	Balances, End of Fiscal Year	
	Period of Availability	ATA	AID	MAIN SUB							
Funds Held Outside the Treasury	2022				-----	-----	10,000.00	-----	-----	10,000.00	
	2021				10,000.00	-----	-10,000.00	-----	-----	-----	
	Subtotal		020	0106	000	60,967,530.18	42,275,000.00	-----	52,942,786.35	3,914,288.83	46,385,455.00
Department-Wide Systems and Capital Investments Programs, Departmental Offices, Treasury Fund Resources:											
Undisbursed Funds	2022-2024		020	0115	000	-----	6,118,000.00	-----	44,608.68	-----	6,073,391.32
	2021-2023					4,558,993.62	-----	-----	2,190,360.25	-----	2,368,633.37
	2020-2022					6,118,000.00	-----	-----	4,720,934.35	-----	1,397,065.65
	2019-2021					1,141,688.75	-----	-----	1,134,468.72	-----	7,220.03
	2018-2020					15,376.22	-----	-----	-----	-----	15,376.22
	2017-2019					63,230.73	-----	-----	-----	-----	63,230.73
	2016-2018					109,923.63	-----	-----	-----	-----	109,923.63
	2015-2017					13,988.43	-----	-----	-----	13,988.43	-----
	No Year					86,441.56	-----	-----	-----	-----	86,441.56
	Subtotal		020	0115	000	12,107,642.94	6,118,000.00	-----	8,090,372.00	13,988.43	10,121,282.51
Salaries and Expenses, Treasury Inspector General for Tax Administration, Departmental Offices, Treasury Fund Resources:											
Undisbursed Funds	2022-2031		020	0119	000	-----	403,000,000.00	-----	-----	-----	403,000,000.00
	2022-2023					-----	5,000,000.00	-----	200,000.00	-----	4,800,000.00
	2021-2023					5,619,671.19	-----	-----	4,835,507.40	-----	784,163.79
	2022					-----	169,250,000.00	-120,700.00	151,892,704.52	-----	17,236,595.48
	2021-2022					2,732,992.79	-----	252,505.00	2,368,929.42	-----	616,568.37
	2021					12,260,762.08	-----	-131,805.00	11,011,639.87	-----	1,117,317.21
	2020-2021					577,178.72	-----	-----	356,550.00	-----	220,628.72
	2020					3,888,067.51	-----	-----	3,053,496.04	-----	834,571.47
	2019-2020					228,427.76	-----	-----	-----	-----	228,427.76
	2019					1,698,153.34	-----	-----	156,810.04	-----	1,541,343.30
	2018-2019					83,837.70	-----	-----	-----	-----	83,837.70
	2018					819,537.13	-----	-----	11,761.68	-----	807,775.45
	2017-2018					6,628.99	-----	-----	-----	-----	6,628.99
	2017					680,424.97	-----	-----	300.00	680,124.97	-----
	2016-2017					193,684.40	-----	-----	-----	193,684.40	-----
	No Year					41,210.21	-----	-----	38,482.53	-----	2,727.68
Funds Held Outside the Treasury	2022					-----	-----	120,700.00	-----	-----	120,700.00
	2021					120,700.00	-----	-120,700.00	-----	-----	-----
	Subtotal		020	0119	000	28,951,276.79	577,250,000.00	-----	173,926,181.50	873,809.37	431,401,285.92

Footnotes at End of Chapter

**Appropriations, Outlays, and Balances - Continued**

Appropriation or Fund Account  Title	Account Symbol				Balances, Beginning of Fiscal Year	Appropriations and Other Obligational Authority <sup>1</sup>	Transfers Borrowings and Investment (Net) <sup>2</sup>	Outlays (Net)	Balances Withdrawn and Other Transactions <sup>3</sup>	Balances, End of Fiscal Year	
	Period of Availability	ATA	AID	MAIN							SUB
Terrorism Insurance Program, Departmental Offices, Treasury Fund Resources: Undisbursed Funds	No Year		020	0123	000	990,976.72	5,871,058.66	-----	4,186,189.39	-----	2,675,845.99
Homeowner Assistance Fund, Departmental Offices, Treasury Fund Resources: Undisbursed Funds	2021-2025		020	0124	000	8,990,283,328.13	-----	-----	8,616,272,624.15	-----	374,010,703.98
Assistance to Federal National Mortgage Association and Federal Home Loan Mortgage Corporation, Departmental Offices, Treasury Fund Resources: Undisbursed Funds	No Year		020	0125	000	254,051,000,000.00	-----	-----	-----	-----	254,051,000,000.00
GSE Mortgage-Backed Securities Purchase Program Account, Departmental Offices, Treasury Fund Resources: Undisbursed Funds	2022		020	0126	000	-----	1,300,000.00	-----	916,666.59	4 74,100.00	309,233.41
	2021					392,566.70	-----	-----	166,666.70	-----	225,900.00
	2020					223,300.04	-----	-----	-----	-----	223,300.04
	2019					219,400.04	-----	-----	-----	-----	219,400.04
	2018					252,149.79	-----	-----	-----	-----	252,149.79
	2017					1,393,400.16	-----	-----	-----	1,393,400.16	-----
	Subtotal		020	0126	000	2,480,816.73	1,300,000.00	-----	1,083,333.29	1,467,500.16	1,229,983.28
Office of Financial Stability, Departmental Offices, Treasury Fund Resources: Undisbursed Funds	2022		020	0128	000	-----	37,638,999.00	-----	22,997,265.05	-----	14,641,733.95
	2021					18,226,764.09	-----	-----	10,560,274.20	-----	7,666,489.89
	2020					13,284,792.75	-----	-----	18,359.18	-----	13,266,433.57
	2019					14,034,340.87	-----	-----	627.00	-----	14,033,713.87
	2018					13,393,930.42	-----	-----	-----	-----	13,393,930.42
	2017					29,436,482.89	-----	-----	-----	29,436,482.89	-----
	Subtotal		020	0128	000	88,376,311.02	37,638,999.00	-----	33,576,525.43	29,436,482.89	63,002,301.70
Special Inspector General for Troubled Assets Relief Program, Departmental Offices, Treasury Fund Resources: Undisbursed Funds	2022		020	0133	000	-----	16,000,000.00	-----	13,108,657.84	-----	2,891,342.16
	2021					1,379,576.42	-----	-----	1,048,123.24	-----	331,453.18
	2020					234,199.65	-----	-----	76,610.80	-----	157,588.85
	2019					179,394.92	-----	-----	-----	-----	179,394.92
	2018					264,048.96	-----	-----	121,711.08	-----	142,337.88
	2017					2,437,379.02	-----	-----	-----	2,437,379.02	-----
	No Year					14,973,239.26	-----	-----	1,663,973.39	-----	13,309,265.87
	Subtotal		020	0133	000	19,467,838.23	16,000,000.00	-----	16,019,076.35	2,437,379.02	17,011,382.86

Footnotes at End of Chapter



## Appropriations, Outlays, and Balances - Continued

Appropriation or Fund Account  Title	Account Symbol				Balances, Beginning of Fiscal Year	Appropriations and Other Obligational Authority <sup>1</sup>	Transfers Borrowings and Investment (Net) <sup>2</sup>	Outlays (Net)	Balances Withdrawn and Other Transactions <sup>3</sup>	Balances, End of Fiscal Year
	Period of Availability	ATA	AID	MAIN						
Troubled Asset Relief Program Account, Equity Purchase Program, Departmental Offices, Treasury Fund Resources: Undisbursed Funds	2022		020	0134	000	----- 12,334,070.00	-----	12,334,069.44	-----	0.56
Troubled Asset Relief Program, Housing Programs, Departmental Offices, Treasury Fund Resources: Undisbursed Funds	No Year		020	0136	000	14,487,192,078.68	-----	209,544,039.41	-----	14,277,648,039.27
Small Business Lending Fund, Departmental Offices, Treasury Fund Resources: Undisbursed Funds	No Year		020	0141	000	8,177,122.21	-884,589.41	1,056,039.06	-----	6,236,493.74
State Small Business Credit Initiative, Departmental Offices, Treasury Fund Resources: Undisbursed Funds	2010-2017		020	0142	000	31,363,473.89	-----	-----	31,363,473.89	-----
	No Year					9,998,354,844.77	-100,000,000.00	1,326,691,534.03	-----	8,571,663,310.74
	Subtotal		020	0142	000	10,029,718,318.66	-100,000,000.00	1,326,691,534.03	31,363,473.89	8,571,663,310.74
Social Impact Demonstration Projects, Departmental Offices, Treasury Fund Resources: Undisbursed Funds	2018-2028		020	0146	000	88,542,367.99	-41,200.00	4,209,935.91	-----	84,291,232.08
Transfer To: Social Impact Demonstration Projects (SIPRA) - DOL	2018-2028	016	020	0146	000	8,131,880.00	41,200.00	41,200.00	-----	8,131,880.00
	Subtotal		020	0146	000	96,674,247.99	-----	4,251,135.91	-----	92,423,112.08
Emergency Rental Assistance, Departmental Offices, Treasury Fund Resources: Undisbursed Funds	2021-2027		020	0150	000	13,227,531,289.82	-----	9,766,505,607.17	-----	3,461,025,682.65
	2021-2022					-----	2,875,652,409.59	2,850,699,383.03	-----	24,953,026.56
	2021					7,243,378.24	-2,875,652,409.59	-3,117,220,671.41	-----	248,811,640.06
	Subtotal		020	0150	000	13,234,774,668.06	-----	9,499,984,318.79	-----	3,734,790,349.27
Transportation Services Economic Relief, Department Offices, Treasury Fund Resources: Undisbursed Funds	No Year		020	0156	000	706,317,564.08	-----	688,412,898.28	-----	17,904,665.80
Pandemic Relief for Aviation Workers, Departmental Offices, Treasury Fund Resources: Undisbursed Funds	No Year		020	0158	000	740,118,485.72	-200,000,000.00	42,955,390.59	-----	497,163,095.13
Community Development Financial Institutions Fund Program, Emergency Support, Departmental Offices, Treasury Fund Resources: Undisbursed Funds	2021		020	0160	000	165,605,062.80	-----	108,466,803.86	-----	57,138,258.94
	No Year					1,749,784,202.38	-----	1,827,521.08	-----	1,747,956,681.30
	Subtotal		020	0160	000	1,915,389,265.18	-----	110,294,324.94	-----	1,805,094,940.24

Footnotes at End of Chapter

Appropriations, Outlays, and Balances - Continued

Appropriation or Fund Account  Title	Account Symbol				Balances, Beginning of Fiscal Year	Appropriations and Other Obligational Authority <sup>1</sup>	Transfers Borrowings and Investment (Net) <sup>2</sup>	Outlays (Net)	Balances Withdrawn and Other Transactions <sup>3</sup>	Balances, End of Fiscal Year	
	Period of Availability	ATA	AID	MAIN							SUB
Emergency Capital Investment Fund, Departmental Offices, Treasury Fund Resources: Undisbursed Funds	No Year		020	0161	000	8,995,139,214.41	-----	-----	8,304,408,907.02	-----	690,730,307.39
Committee on Foreign Investment in the United States Fund, Departmental Offices, Treasury Fund Resources: Undisbursed Funds	No Year		020	0165	000	12,290,500.00	-----	-----	-2,070,815.60	-----	14,361,315.60
Salaries and Expenses, Office of Terrorism and Financial Intelligence, Departmental Offices, Treasury Fund Resources: Undisbursed Funds	2022-2023		020	1804	000	-----	45,000,000.00	-----	3,547,692.70	-----	41,452,307.30
	2022					-----	175,192,000.00	-----	148,288,393.65	-----	26,903,606.35
	2021-2022					10,000,000.00	-----	816,942.00	3,079,204.43	-----	7,737,737.57
	2021					32,586,548.90	-----	-816,942.00	25,632,940.31	-----	6,136,666.59
	2020-2021					5,669,470.21	-----	-----	3,326,044.69	-----	2,343,425.52
	2020					4,614,837.77	-----	-----	2,124,575.10	-----	2,490,262.67
	2019-2020					2,062,435.09	-----	-----	809,785.57	-----	1,252,649.52
	2019					3,082,160.87	-----	-----	106,121.50	-----	2,976,039.37
	2018-2019					779,919.64	-----	-----	33,304.71	-----	746,614.93
	2018					4,227,044.67	-----	-----	-6,295.67	-----	4,233,340.34
	2017-2018					508,861.31	-----	-----	-----	-----	508,861.31
	2017					2,602,009.33	-----	-----	-151,133.59	2,753,142.92	-----
	2016-2017					104,944.28	-----	-----	-0.02	104,944.30	-----
	No Year					211,339.00	-----	-----	-----	-----	211,339.00
	Subtotal		020	1804	000	66,449,571.07	220,192,000.00	-----	186,790,633.38	2,858,087.22	96,992,850.47
Cybersecurity Enhancement Account, Departmental Offices, Treasury Fund Resources: Undisbursed Funds	2022-2024		020	1855	000	-----	80,000,000.00	-----	4,267,481.69	-----	75,732,518.31
	2021-2023					17,763,581.06	-----	-----	9,125,645.39	-----	8,637,935.67
	2020-2022					15,145,811.73	-----	-----	4,711,322.13	-----	10,434,489.60
	2019-2021					7,454,775.24	-----	-----	6,217,941.49	-----	1,236,833.75
	2018-2020					2,702,793.62	-----	-----	295,775.14	-----	2,407,018.48
	2017-2019					1,215,351.65	-----	-----	-----	-----	1,215,351.65
	Subtotal		020	1855	000	44,282,313.30	80,000,000.00	-----	24,618,165.84	-----	99,664,147.46
Community Development Financial Institutions Fund, Program Account, Treasury Fund Resources: Undisbursed Funds	2022-2023		020	1881	000	-----	261,434,930.00	-----	51,929.28	-----	261,383,000.72
	2022					-----	33,617,000.00	-----	22,716,751.53	-----	10,900,248.47
	2021-2022					241,000,000.66	-----	-----	204,862,412.60	-----	36,137,588.06
	2021					8,492,845.92	-----	-----	6,699,945.46	-----	1,792,900.46

Footnotes at End of Chapter

## Appropriations, Outlays, and Balances - Continued

Appropriation or Fund Account  Title	Account Symbol				Balances, Beginning of Fiscal Year	Appropriations and Other Obligational Authority <sup>1</sup>	Transfers Borrowings and Investment (Net) <sup>2</sup>	Outlays (Net)	Balances Withdrawn and Other Transactions <sup>3</sup>	Balances, End of Fiscal Year	
	Period of Availability	ATA	AID	MAIN							SUB
	2020-2021				27,537,446.14	-----	-----	16,170,648.69	-----	11,366,797.45	
	2020				1,364,934.91	-----	-----	757,382.75	-----	607,552.16	
	2019-2020				6,592,207.25	-----	-----	3,374,894.03	-----	3,217,313.22	
	2019				506,743.48	-----	-----	75,580.72	-----	431,162.76	
	2018-2019				1,970,360.38	-----	-----	1,305,684.00	-----	664,676.38	
	2018				1,099,255.77	-----	-----	165,572.28	-----	933,683.49	
	2017-2018				424,799.00	-----	-----	-124,227.00	-----	549,026.00	
	2017				438,569.52	-----	-----	-0.10	438,569.62	-----	
	2016-2017				381,519.06	-----	-----	-----	381,519.06	-----	
	No Year				5,855,895.88	17,745,043.00	-----	15,492,916.79	-----	8,108,022.09	
	Subtotal		020	1881	000	295,664,577.97	312,796,973.00	-----	271,549,491.03	820,088.68	336,091,971.26
Economic Stabilization Program Account, Departmental Offices, Treasury Fund Resources:											
Undisbursed Funds	2020-2026		020	1889	000	1,604,160,167.77	-1,362,654,718.69	-----	7,981,664.87	-----	233,523,784.21
Coronavirus Relief Fund, Departmental Offices, Treasury Fund Resources:											
Undisbursed Funds	2021-2025		020	1892	000	107,067,251,700.34	-----	-----	105,973,779,979.17	-----	1,093,471,721.17
	2020					16,681,699.76	-----	-----	-65,440,369.68	-----	82,122,069.44
	No Year					39,856,975.24	-----	-----	20,463,833.86	-----	19,393,141.38
	Subtotal		020	1892	000	107,123,790,375.34	-----	-----	105,928,803,443.35	-----	1,194,986,931.99
Special Inspector General for Pandemic Recovery, Treasury Fund Resources:											
Undisbursed Funds	No Year		020	1893	000	13,254,244.89	8,000,000.00	-----	14,673,709.29	-----	6,580,535.60
Air Carrier Worker Support, Departmental Offices, Department of Treasury Fund Resources:											
Undisbursed Funds	No Year		020	1894	000	3,363,293,935.18	-3,000,000,000.00	-----	-16,686,476.48	-----	379,980,411.66
Coronavirus Capital Projects Fund, Departmental Offices, Treasury Fund Resources:											
Undisbursed Funds	No Year		020	1896	000	10,000,000,000.00	-----	-----	31,346,746.26	-----	9,968,653,253.74
Local Assistance and Tribal Consistency Fund, Departmental Offices, Treasury Fund Resources:											
Undisbursed Funds	2021-2023		020	1897	000	2,000,000,000.00	-----	-----	59,497,122.02	-----	1,940,502,877.98
<b>Special Fund Accounts</b>											
Presidential Election Campaign Fund, Treasury Fund Resources:											
Undisbursed Funds	No Year		020	5081	000	402,807,789.79	23,823,611.00	-----	-----	-----	426,631,400.79
Financial Research Fund, Departmental Offices, Treasury Fund Resources:											
Undisbursed Funds	No Year		020	5590	000	10,000,000.00	88,511,891.83	-12,232,225.07	76,279,589.64	-----	10,000,077.12
Investments in US Treasury Securities						80,287,023.81	-----	12,232,225.07	-----	-----	92,519,248.88

Footnotes at End of Chapter

Appropriations, Outlays, and Balances - Continued

Appropriation or Fund Account  Title	Account Symbol				Balances, Beginning of Fiscal Year	Appropriations and Other Obligational Authority <sup>1</sup>	Transfers Borrowings and Investment (Net) <sup>2</sup>	Outlays (Net)	Balances Withdrawn and Other Transactions <sup>3</sup>	Balances, End of Fiscal Year
	Period of Availability	ATA	AID	MAIN						
Subtotal		020	5590	000	90,287,023.81	88,511,891.83	-----	76,279,589.64	-----	102,519,326.00
Treasury Forfeiture Fund, Treasury Fund Resources:										
Undisbursed Funds	No Year	020	5697	000	-38,731,054.40	1,239,312,693.65	-219,320,000.00	761,543,160.57	<sup>4</sup> 175,000,515.53	44,717,963.15
Unrealized Discount on Investments					-63,868.77	-----	-3,798,772.55	-----	-----	-3,862,641.32
Investments in US Treasury Securities					1,824,821,868.77	-----	223,118,772.55	-----	-----	2,047,940,641.32
Subtotal		020	5697	000	1,786,026,945.60	1,239,312,693.65	-----	761,543,160.57	175,000,515.53	2,088,795,963.15
<b>Public Enterprise Funds</b>										
Exchange Stabilization Fund, Office of the Secretary, Treasury Fund Resources:										
Undisbursed Funds	No Year	020	4444	000	<sup>5</sup> -----	-----	7,289,066,931.14	-124,934,811.40	8,872,659,181.57	<sup>6</sup> -1,458,657,439.03
Investments in US Treasury Securities					22,836,891,221.85	-----	-4,435,501,984.87	-----	-----	18,401,389,236.98
Investments in Foreign Securities (Means of Financing) - ESF					5,220,059,906.20	-----	-1,458,657,439.03	-----	-----	3,761,402,467.17
Funds Held Outside the Treasury					15,669,473,314.49	-----	-2,853,564,946.27	-----	-----	12,815,908,368.22
Holdings of Special Drawing Rights					163,874,174,152.15	-----	-----	-----	10,699,012,875.67	153,175,161,276.48
Subtotal		020	4444	000	207,600,598,594.69	-----	-1,458,657,439.03	-124,934,811.40	19,571,672,057.24	186,695,203,909.82
<b>Intragovernmental Funds</b>										
Treasury Franchise Fund, Treasury Fund Resources:										
Undisbursed Funds	No Year	020	4560	010	395,280,496.06	-----	-----	-98,399,578.58	-----	493,680,074.64
<b>Trust Fund Accounts</b>										
Capital Magnet Fund, Community Development Financial Institutions, Departmental Offices, Treasury Fund Resources:										
Undisbursed Funds	No Year	020	8524	000	403,327,656.72	398,358,315.90	-----	235,275,295.19	-----	566,410,677.43
Gifts and Bequests, Treasury Fund Resources:										
Undisbursed Funds	No Year	020	8790	000	479,258.63	7,853.47	-7,853.47	-----	-----	479,258.63
Investments in US Treasury Securities					1,037,332.26	-----	7,853.47	-----	-----	1,045,185.73
Subtotal		020	8790	000	1,516,590.89	7,853.47	-----	-----	-----	1,524,444.36
Total, Departmental Offices					648,778,286,285.99	-1,079,106,038.59	-1,558,657,439.03	136,691,019,544.49	19,827,178,121.46	489,622,325,142.42
<b>Financial Crimes Enforcement Network</b>										
<b>General Fund Accounts</b>										
Salaries and Expenses, Financial Crimes Enforcement Network, Treasury Fund Resources:										
Undisbursed Funds	2022-2024	020	0173	000	-----	55,000,000.00	-----	3,179,476.05	-----	51,820,523.95
	2022-2023				-----	41,300,000.00	-----	2,722,432.70	-----	38,577,567.30
	2021-2023				29,956,724.80	-----	-----	24,313,183.87	-----	5,643,540.93
	2022				-----	106,000,000.00	-----	81,761,429.05	-----	24,238,570.95
	2020-2022				13,610,780.46	-----	-----	12,143,389.78	-----	1,467,390.68

Footnotes at End of Chapter

## Appropriations, Outlays, and Balances - Continued

Appropriation or Fund Account	Account Symbol				Balances, Beginning of Fiscal Year	Appropriations and Other Obligational Authority <sup>1</sup>	Transfers Borrowings and Investment (Net) <sup>2</sup>	Outlays (Net)	Balances Withdrawn and Other Transactions <sup>3</sup>	Balances, End of Fiscal Year
Title	Period of Availability	ATA	AID	MAIN SUB						
	2021				19,044,625.41	-----	-----	17,248,025.76	-----	1,796,599.65
	2019-2021				5,049,121.20	-----	-----	1,737,477.61	-----	3,311,643.59
	2020				1,910,066.48	-----	-----	123,090.31	-----	1,786,976.17
	2018-2020				541,714.54	-----	-----	165,620.71	-----	376,093.83
	2019				2,302,806.70	-----	-----	-919.08	-----	2,303,725.78
	2017-2019				784,318.50	-----	-----	1,842.04	-----	782,476.46
	2018				1,871,262.09	-----	-----	-99,947.85	-----	1,971,209.94
	2016-2018				1,073,310.73	-----	-----	97,152.58	-----	976,158.15
	2017				1,743,975.42	-----	-----	-149,253.42	1,893,228.84	-----
	2015-2017				862,106.54	-----	-----	100.00	862,006.54	-----
	Subtotal		020	0173 000	78,750,812.87	202,300,000.00	-----	143,243,100.11	2,755,235.38	135,052,477.38
Total, Financial Crimes Enforcement Network					78,750,812.87	202,300,000.00	-----	143,243,100.11	2,755,235.38	135,052,477.38
<b>Bureau of the Fiscal Service</b>										
<b>General Fund Accounts</b>										
Salaries and Expenses, Bureau of the Fiscal Service, Treasury Fund Resources:										
Undisbursed Funds										
	2022-2024		020	0520 000	-----	8,000,000.00	-----	-----	-----	8,000,000.00
	2021-2023				8,000,000.00	-----	-----	-----	-----	8,000,000.00
	2022				-----	347,936,000.00	-----	319,276,246.40	-----	28,659,753.60
	2021-2022				20,955,521.61	-----	782,000.00	11,638,852.05	-----	10,098,669.56
	2020-2022				6,071,743.72	-----	-----	6,037,042.51	-----	34,701.21
	2021				31,470,939.97	-----	-782,000.00	28,187,795.29	-----	2,501,144.68
	2020-2021				13,405,216.89	-----	-----	11,441,337.74	-----	1,963,879.15
	2020				4,096,247.34	-----	-----	1,333,010.71	-----	2,763,236.63
	2019-2020				30,478.59	-----	-----	-----	-----	30,478.59
	2019				3,726,280.45	-----	-----	-186,085.95	-----	3,912,366.40
	2018-2019				18,259.13	-----	-----	-----	-----	18,259.13
	2017-2019				10,000.00	-----	-----	-----	-----	10,000.00
	2018				4,591,008.03	-----	-----	19,547.57	-----	4,571,460.46
	2017-2018				2,730.00	-----	-----	-----	-----	2,730.00
	2016-2018				112,874.36	-----	-----	-----	-----	112,874.36
	2017				3,346,749.40	-----	-----	-528,131.04	3,874,880.44	-----
	2016-2017				57,427.00	-----	-----	-----	57,427.00	-----
	2015-2017				178,973.07	-----	-----	-----	178,973.07	-----
	No Year				48,432,981.30	-----	-----	6,832,654.40	-----	41,600,326.90
	Subtotal		020	0520 000	144,507,430.86	355,936,000.00	-----	384,052,269.68	4,111,280.51	112,279,880.67

Footnotes at End of Chapter

Appropriations, Outlays, and Balances - Continued

Appropriation or Fund Account  Title	Account Symbol				Balances, Beginning of Fiscal Year	Appropriations and Other Obligational Authority <sup>1</sup>	Transfers Borrowings and Investment (Net) <sup>2</sup>	Outlays (Net)	Balances Withdrawn and Other Transactions <sup>3</sup>	Balances, End of Fiscal Year	
	Period of Availability	ATA	AID	MAIN							SUB
Reimbursements to Federal Reserve Banks, Bureau of the Fiscal Service, Treasury Fund Resources: Undisbursed Funds	No Year		020	0562	000	45,291,634.41	162,332,937.13	-----	152,828,585.45	-----	54,795,986.09
Relief of Individuals and Others by Private and Public Laws, Bureau of the Fiscal Service, Treasury Fund Resources: Undisbursed Funds	No Year		020	1706	000	443,162.78	-----	-----	-----	-----	443,162.78
Payment of Government Losses in Shipment, Bureau of the Fiscal Service, Treasury Fund Resources: Undisbursed Funds	No Year		020	1710	000	-----	229,289.83	-----	229,289.83	-----	-----
Judgements, Court of Claims (Indefinite), Bureau of the Fiscal Service, Treasury Fund Resources: Undisbursed Funds	No Year		020	1740	000	250,502,805.11	1,320,880,547.24	-----	1,571,383,352.35	-----	-----
Judgements, United States Courts (Indefinite), Bureau of the Fiscal Service, Treasury Fund Resources: Undisbursed Funds	No Year		020	1741	000	62,578,974.26	866,006,748.91	-----	927,376,398.13	-----	1,209,325.04
Claims for Damages (Indefinite), Bureau of the Fiscal Service, Treasury Fund Resources: Undisbursed Funds	No Year		020	1742	000	7,093.76	2,003,596.14	-----	2,010,589.90	-----	100.00
Claims for Contract Disputes (Indefinite), Bureau of the Fiscal Service, Treasury Fund Resources: Undisbursed Funds	No Year		020	1743	000	1,465,140.54	254,617,932.71	-----	256,083,073.25	-----	-----
Salaries and Expenses, Bureau of the Fiscal Service, Treasury Fund Resources: Undisbursed Funds	No Year		020	1801	000	14,994.77	-----	-----	-----	-----	14,994.77
Financial Agent Services, Bureau of the Fiscal Service, Treasury Fund Resources: Undisbursed Funds	No Year		020	1802	000	80,899,698.75	1,020,439,811.12	-----	1,022,989,459.73	-----	78,350,050.14
Payment to the Resolution Funding Corporation, Bureau of the Fiscal Service, Treasury Fund Resources: Undisbursed Funds	No Year		020	1851	000	-----	919,663,272.32	-----	919,663,272.32	-----	-----
Interest on Uninvested Funds (Indefinite), Bureau of the Fiscal Service, Treasury Fund Resources: Undisbursed Funds	No Year		020	1860	000	92,808,562.76	7,572,334.81	-----	9,512,337.37	-----	90,868,560.20
Restitution of Forgone Interest, Bureau of the Fiscal Service,											

Footnotes at End of Chapter

### Appropriations, Outlays, and Balances - Continued

Appropriation or Fund Account  Title	Account Symbol				Balances, Beginning of Fiscal Year	Appropriations and Other Obligational Authority <sup>1</sup>	Transfers Borrowings and Investment (Net) <sup>2</sup>	Outlays (Net)	Balances Withdrawn and Other Transactions <sup>3</sup>	Balances, End of Fiscal Year
	Period of Availability	ATA	AID	MAIN						
Treasury Fund Resources: Undisbursed Funds	2022		020	1875	000	----- 1,134,697,518.06	----- -----	1,134,697,518.06	----- -----	----- -----
Federal Interest Liabilities to the States, Bureau of the Fiscal Service, Treasury Fund Resources: Undisbursed Funds	No Year		020	1877	000	----- 263,611.00	----- -----	263,611.00	----- -----	----- -----
Credit Reform: Interest Paid on Uninvested Funds (Indefinite), Bureau of the Fiscal Service, Treasury Fund Resources: Undisbursed Funds	No Year		020	1880	000	----- 12,732,578,468.04	----- -----	12,732,578,468.04	----- -----	----- -----
Federal Reserve Bank Reimbursement Fund, Bureau of the Fiscal Service, Treasury Fund Resources: Undisbursed Funds	No Year		020	1884	000	185,017,452.58 ----- 610,843,448.08	----- ----- -----	593,678,743.70	----- ----- -----	202,182,156.96 ----- -----
<b>Special Fund Accounts</b>										
Debt Collection Fund, Bureau of the Fiscal Service, Treasury Fund Resources: Undisbursed Funds	2020-2021		020	5445	000	2,173,587.23	----- -----	2,173,587.23	----- -----	----- -----
	2019-2020					-----	----- -813.52	-813.52	----- -----	----- -----
	2018-2019					-----	----- -161,489.11	-161,489.11	----- -----	----- -----
	No Year					156,087,733.18	188,276,769.80	162,302.63	174,897,213.30	----- 169,629,592.31
	Subtotal		020	5445	000	158,261,320.41	188,276,769.80 0.00	176,908,497.90	----- -----	169,629,592.31 -----
HOPE Reserve Fund, Bureau of the Fiscal Service, Treasury Fund Resources: Undisbursed Funds	No Year		020	5581	000	86,000,000.00	----- -----	-----	----- -----	86,000,000.00 -----
Guam World War II Claims Fund, Treasury Fund Resources: Undisbursed Funds	No Year		020	5680	000	12,702,031.67	----- -----	3,467,327.33	----- -----	9,234,704.34 -----
Continued Dumping and Subsidy Offset, United States Customs Service, Treasury Fund Resources: Undisbursed Funds	No Year		020	5688	000	104,290,515.97	8,736,883.13 -----	737,855.50	----- -----	112,289,543.60 -----
<b>Public Enterprise Funds</b>										
United States Treasury Check Forgery Insurance Fund, Bureau of the Fiscal Service, Treasury Fund Resources: Undisbursed Funds	No Year		020	4109	000	3,313,418.50	----- -----	-932,088.19	----- -----	4,245,506.69 -----
<b>Trust Fund Accounts</b>										
Lower Brule Sioux Tribe Terrestrial Wildlife Habitat Restoration Trust Fund, Bureau of the Fiscal Service, Treasury Fund Resources: Undisbursed Funds	No Year		020	8207	000	----- 279,528.78	----- -54,528.78	225,000.00	----- -----	----- -----
Unrealized Discount on Investments						-57,337.13	----- -1,001.09	-----	----- -----	-58,338.22 -----

Footnotes at End of Chapter

Appropriations, Outlays, and Balances - Continued

Appropriation or Fund Account  Title	Account Symbol				Balances, Beginning of Fiscal Year	Appropriations and Other Obligational Authority <sup>1</sup>	Transfers Borrowings and Investment (Net) <sup>2</sup>	Outlays (Net)	Balances Withdrawn and Other Transactions <sup>3</sup>	Balances, End of Fiscal Year	
	Period of Availability	ATA	AID	MAIN							SUB
Investments in US Treasury Securities					15,890,012.29	-----	55,529.87	-----	-----	15,945,542.16	
Subtotal			020	8207	000	15,832,675.16	279,528.78	0.00	225,000.00	-----	15,887,203.94
<b>Cheyenne River Sioux Tribe Terrestrial Wildlife Habitat Restoration Trust Fund, Bureau of the Fiscal Service, Treasury Fund Resources:</b>											
Undisbursed Funds	No Year		020	8209	000	-----	794,171.35	48,617.99	842,789.34	-----	-----
Unrealized Discount on Investments						-162,330.29	-----	-2,845.23	-----	-----	-165,175.52
Investments in US Treasury Securities						45,405,091.23	-----	-45,772.76	-----	-----	45,359,318.47
Subtotal			020	8209	000	45,242,760.94	794,171.35	0.00	842,789.34	-----	45,194,142.95
<b>Gulf Coast Restoration Trust Fund, Bureau of the Fiscal Service, Treasury Fund Resources:</b>											
Undisbursed Funds	No Year		020	8625	000	-----	306,924,891.40	-154,943,484.93	151,981,406.47	-----	-----
Unrealized Discount on Investments						-1,292,349.00	-----	-28,082,302.65	-----	-----	-29,374,651.65
Investments in US Treasury Securities						1,842,633,000.63	-----	183,025,787.58	-----	-----	2,025,658,788.21
Subtotal			020	8625	000	1,841,340,651.63	306,924,891.40	-----	151,981,406.47	-----	1,996,284,136.56
<b>Total, Bureau of the Fiscal Service</b>						3,130,520,324.86	19,893,077,759.85	-----	20,040,577,757.16	4,111,280.51	2,978,909,047.04
<b>Federal Financing Bank</b>											
<b>Intragovernmental Funds</b>											
<b>Federal Financing Bank Revolving Fund, Treasury Fund Resources:</b>											
Undisbursed Funds	No Year		020	4521	000	-19,622,715,125.99	-----	<sup>7,8,9</sup> -112,909,151.38	-225,198,003.55	-----	<sup>6</sup> -19,510,426,273.82
<b>Total, Federal Financing Bank</b>						-19,622,715,125.99	-----	-112,909,151.38	-225,198,003.55	-----	-19,510,426,273.82
<b>Alcohol and Tobacco Tax and Trade Bureau</b>											
<b>General Fund Accounts</b>											
<b>Salaries and Expenses, Alcohol and Tobacco Tax and Trade Bureau, Treasury Fund Resources:</b>											
Undisbursed Funds	2022-2023		020	1008	000	-----	5,000,000.00	-----	418,373.47	-----	4,581,626.53
	2022					-----	123,067,000.00	-----	99,569,954.00	-----	23,497,046.00
	2021-2022					4,837,892.76	-----	269,000.00	4,237,210.87	-----	869,681.89
	2021					24,780,543.88	-----	-269,000.00	21,846,443.10	-----	2,665,100.78
	2020-2021					443,443.33	-----	-----	326,418.84	-----	117,024.49
	2020					1,523,443.56	-----	-----	891,443.24	-----	632,000.32
	2019-2020					111,351.84	-----	-----	-----	-----	111,351.84
	2019					660,174.22	-----	-----	1,600.75	-----	658,573.47
	2018-2019					19,452.84	-----	-----	-----	-----	19,452.84
	2018					723,856.03	-----	-----	-----	-----	723,856.03
	2017-2018					21,887.05	-----	-----	-----	-----	21,887.05
	2017					453,460.59	-----	-----	-5,016.37	458,476.96	-----

Footnotes at End of Chapter



## Appropriations, Outlays, and Balances - Continued

Appropriation or Fund Account  Title	Account Symbol				Balances, Beginning of Fiscal Year	Appropriations and Other Obligational Authority <sup>1</sup>	Transfers Borrowings and Investment (Net) <sup>2</sup>	Outlays (Net)	Balances Withdrawn and Other Transactions <sup>3</sup>	Balances, End of Fiscal Year	
	Period of Availability	ATA	AID	MAIN							SUB
<b>Special Fund Accounts</b>	Subtotal		020	1008	000	33,575,506.10	128,067,000.00	-----	127,286,427.90	458,476.96	33,897,601.24
Internal Revenue, Collections for Puerto Rico, Treasury Fund Resources:											
Undisbursed Funds	No Year		020	5737	000	-----	414,299,685.79	-----	414,299,685.79	-----	-----
Total, Alcohol and Tobacco Tax and Trade Bureau						33,575,506.10	542,366,685.79	-----	541,586,113.69	458,476.96	33,897,601.24
<b>Bureau of Engraving and Printing</b>											
<b>Intragovernmental Funds</b>											
Bureau of Engraving and Printing Fund, Treasury Fund Resources:											
Undisbursed Funds	No Year		020	4502	000	102,364,126.78	-----	-----	-39,044,080.00	-----	141,408,206.78
Total, Bureau of Engraving and Printing						102,364,126.78	-----	-----	-39,044,080.00	-----	141,408,206.78
<b>United States Mint</b>											
<b>Public Enterprise Funds</b>											
United States Mint Public Enterprise Fund, Treasury Fund Resources:											
Undisbursed Funds	No Year		020	4159	000	1,520,034,356.85	-----	-----	-17,753,105.55	<sup>4</sup> 114,000,000.00	1,423,787,462.40
Total, United States Mint						1,520,034,356.85	-----	-----	-17,753,105.55	114,000,000.00	1,423,787,462.40
<b>Internal Revenue Service</b>											
<b>General Fund Accounts</b>											
Refunding Internal Revenue Collections, Interest (Indefinite), Treasury Fund Resources:											
Undisbursed Funds	No Year		020	0904	000	-----	3,539,916,910.63	-----	3,539,916,910.63	-----	-----
U.S. Coronavirus Payments, Internal Revenue Service, Treasury Fund Resources:											
Undisbursed Funds	No Year		020	0905	000	-----	13,108,704,896.82	-----	13,108,704,896.82	-----	-----
Payment Where Earned Income Credit Exceeds Liability for Tax, Internal Revenue Service, Treasury Fund Resources:											
Undisbursed Funds	No Year		020	0906	000	-----	64,281,510,215.29	-----	64,281,510,215.29	-----	-----
Taxpayer Services, Internal Revenue Service, Treasury Fund Resources:											
Undisbursed Funds	2022-2031		020	0912	000	-----	3,181,500,000.00	-----	-----	-----	3,181,500,000.00
	2022-2023					-----	130,000,000.00	-----	27,352,587.66	-----	102,647,412.34
	2021-2023					<sup>5</sup> 367,183,626.01	-----	-----	248,219,888.73	-----	118,963,737.28
	2022					-----	2,677,606,000.00	-----	2,406,104,815.50	-----	271,501,184.50
	2021-2022					<sup>6</sup> 193,511,328.37	-----	2,128,626.00	187,990,898.86	-----	7,649,055.51
	2021					218,800,600.72	-----	-2,128,626.00	197,204,214.11	-----	19,467,760.61
	2020-2021					24,188,416.20	-----	-----	21,653,076.30	-----	2,535,339.90

Footnotes at End of Chapter

Appropriations, Outlays, and Balances - Continued

Appropriation or Fund Account  Title	Account Symbol				Balances, Beginning of Fiscal Year	Appropriations and Other Obligational Authority <sup>1</sup>	Transfers Borrowings and Investment (Net) <sup>2</sup>	Outlays (Net)	Balances Withdrawn and Other Transactions <sup>3</sup>	Balances, End of Fiscal Year	
	Period of Availability	ATA	AID	MAIN							SUB
	2020				18,555,978.92	-----	-----	1,449,396.61	-----	17,106,582.31	
	2019-2020				1,477,350.31	-----	-----	9,680.24	-----	1,467,670.07	
	2019				6,692,451.04	-----	-----	-200,601.31	-----	6,893,052.35	
	2018-2019				636,594.30	-----	-----	-----	-----	636,594.30	
	2018				13,191,418.45	-----	-----	43,606.09	-----	13,147,812.36	
	2017-2018				102,693.98	-----	-----	0.01	-----	102,693.97	
	2017				15,300,660.88	-----	-----	-26,693.25	15,327,354.13	-----	
	2016-2017				121,900.12	-----	-----	-----	121,900.12	-----	
	No Year				50,000.00	48,500,000.00	30,400,000.00	78,900,000.00	-----	50,000.00	
	Subtotal		020	0912	000	859,813,019.30	6,037,606,000.00	30,400,000.00	3,168,700,869.55	15,449,254.25	3,743,668,895.50
Enforcement, Internal Revenue Service, Treasury Fund Resources:											
Undisbursed Funds	2022-2031		020	0913	000	-----	45,637,400,000.00	-----	-----	-----	45,637,400,000.00
	2022-2023				-----	275,819,057.00	-3,500,000.00	8,103,031.18	-----	264,216,025.82	
	2022				-----	5,113,622,000.00	-----	4,657,669,145.16	-----	455,952,854.84	
	2021-2022				244,711,891.60	-----	7,288,114.00	63,939,104.59	-----	188,060,901.01	
	2021				368,279,500.44	-----	-3,803,114.00	332,724,410.72	-----	31,751,975.72	
	2020-2021				126,621,446.99	-----	-----	101,118,067.05	-----	25,503,379.94	
	2020				34,510,743.69	-----	-----	15,146,741.16	-----	19,364,002.53	
	2019-2020				2,260,740.54	-----	-----	381,263.83	-----	1,879,476.71	
	2019				41,861,117.08	-----	-----	771,219.21	-----	41,089,897.87	
	2018-2019				2,407,621.25	-----	-----	-----	-----	2,407,621.25	
	2018				27,196,731.67	-----	-----	287,212.48	-----	26,909,519.19	
	2017-2018				1,312,560.48	-----	-----	-----	-----	1,312,560.48	
	2017				5,743,490.31	-----	-----	258,246.87	5,485,243.44	-----	
	2016-2017				1,322,476.66	-----	-----	24,980.23	1,297,496.43	-----	
	No Year				6,106,948.49	5,000,000.00	54,500.00	1,413,956.62	-----	9,747,491.87	
Funds Held Outside the Treasury	2022-2023				-----	-----	3,500,000.00	-----	-----	3,500,000.00	
	2021-2022				3,500,000.00	-----	-3,500,000.00	-----	-----	-----	
	2021				5,000.00	-----	-5,000.00	-----	-----	-----	
	Subtotal		020	0913	000	865,840,269.20	51,031,841,057.00	34,500.00	5,181,837,379.10	6,782,739.87	46,709,095,707.23
Operations Support, Internal Revenue Service, Treasury Fund Resources:											
Undisbursed Funds	2022-2031		020	0919	000	-----	25,326,400,000.00	-----	-----	-----	25,326,400,000.00
	2022-2024				-----	1,000,000.00	-----	-----	-----	1,000,000.00	
	2022-2023				-----	279,000,000.00	-----	169,358,027.21	-----	109,641,972.79	
	2021-2023				<sup>6</sup> 678,787,650.11	-----	-----	474,256,981.67	-----	204,530,668.44	
	2022				-----	3,851,826,000.00	-----	<sup>10</sup> 3,014,212,644.75	-----	837,613,355.25	
	2021-2022				<sup>6</sup> 274,478,984.60	-----	3,316,669.00	239,020,557.26	-----	38,775,096.34	

Footnotes at End of Chapter

## Appropriations, Outlays, and Balances - Continued

Appropriation or Fund Account  Title	Account Symbol				Balances, Beginning of Fiscal Year	Appropriations and Other Obligational Authority <sup>1</sup>	Transfers Borrowings and Investment (Net) <sup>2</sup>	Outlays (Net)	Balances Withdrawn and Other Transactions <sup>3</sup>	Balances, End of Fiscal Year	
	Period of Availability	ATA	AID	MAIN							SUB
	2020-2022				1,011,600.00	-----	-----	-----	-----	1,011,600.00	
	2021				703,957,541.52	-----	-3,316,669.00	595,221,828.05	-----	105,419,044.47	
	2020-2021				66,284,063.37	-----	-----	35,610,788.43	-----	30,673,274.94	
	2019-2021				818,209.19	-----	-----	812,673.18	-----	5,536.01	
	2020				100,090,980.50	-----	-----	<sup>11</sup> 30,330,685.08	-----	69,760,295.42	
	2019-2020				1,686,419.90	-----	-----	644,806.73	-----	1,041,613.17	
	2018-2020				106,934.87	-----	-----	-----	-----	106,934.87	
	2019				66,960,754.71	-----	-----	3,195,465.68	-----	63,765,289.03	
	2018-2019				13,314,727.21	-----	-----	46.84	-----	13,314,680.37	
	2017-2019				319,520.87	-----	-----	37,363.00	-----	282,157.87	
	2018				50,390,207.52	-----	-----	2,667,509.49	-----	47,722,698.03	
	2017-2018				3,688,601.55	-----	-----	-----	-----	3,688,601.55	
	2016-2018				6.46	-----	-----	-----	-----	6.46	
	2017				45,128,400.60	-----	-----	-172,222.64	45,300,623.24	-----	
	2016-2017				3,565,083.46	-----	-----	18,318.17	3,546,765.29	-----	
	2015-2017				505.93	-----	-----	-----	505.93	-----	
	No Year				330,047,095.05	172,672,065.52	159,946,595.31	434,995,119.33	-----	227,670,636.55	
	Subtotal		020	0919	000	2,340,637,287.42	29,630,898,065.52	159,946,595.31	5,000,210,592.23	48,847,894.46	27,082,423,461.56
Business Systems Modernization, Internal Revenue Service, Treasury Fund Resources:											
Undisbursed Funds											
	2022-2031		020	0921	000	-----	4,750,700,000.00	-----	-----	4,750,700,000.00	
	2022-2024					-----	275,000,000.00	-----	148,088,504.86	126,911,495.14	
	2021-2023					<sup>5</sup> 380,416,153.99	-----	<sup>12</sup> 206,699,656.35	-----	173,716,497.64	
	2020-2022					19,722,530.44	-----	16,773,865.12	-----	2,948,665.32	
	2019-2021					1,926,765.74	-----	13,643.62	-----	1,913,122.12	
	2018-2020					4,245,997.32	-----	91,847.92	-----	4,154,149.40	
	2017-2019					2,503,245.05	-----	-----	-----	2,503,245.05	
	2016-2018					2,359,742.83	-----	5,963.96	-----	2,353,778.87	
	2015-2017					3,014,755.31	-----	3.00	3,014,752.31	-----	
	No Year					28,576,904.67	-----	-1,414,136.49	20,810,469.90	6,352,298.28	
	Subtotal		020	0921	000	442,766,095.35	5,025,700,000.00	-1,414,136.49	392,483,954.73	3,014,752.31	5,071,553,251.82
Payment Where Child Tax Credit Exceeds Liability for Tax, Internal Revenue Service, Treasury Fund Resources:											
Undisbursed Funds											
	No Year		020	0922	000	-----	131,434,758,952.21	-----	131,434,758,952.21	-----	-----
Payment Where Health Coverage Tax Credit Exceeds Liability for Tax, Internal Revenue Service, Treasury Fund Resources:											
Undisbursed Funds											
	No Year		020	0923	000	-----	22,443,449.83	-----	22,443,449.83	-----	-----

Footnotes at End of Chapter

**Appropriations, Outlays, and Balances - Continued**

Appropriation or Fund Account  Title	Account Symbol				Balances, Beginning of Fiscal Year	Appropriations and Other Obligational Authority <sup>1</sup>	Transfers Borrowings and Investment (Net) <sup>2</sup>	Outlays (Net)	Balances Withdrawn and Other Transactions <sup>3</sup>	Balances, End of Fiscal Year	
	Period of Availability	ATA	AID	MAIN							SUB
Payment Where Certain Tax Credits Exceeds Liability for Corporate Tax, Internal Revenue Service, Treasury Fund Resources: Undisbursed Funds	No Year		020	0931	000	2,726,893,846.23	-----	2,726,893,846.23	-----	-----	
Payment Where American Opportunity Credit Exceeds Liability for Tax - Recovery Act, Internal Revenue Service, Treasury Fund Resources: Undisbursed Funds	No Year		020	0932	000	3,797,021,492.55	-----	3,797,021,492.55	-----	-----	
Build America Bond Payments - Recovery Act, Internal Revenue Service, Treasury Fund Resources: Undisbursed Funds	No Year		020	0935	000	2,251,109,542.80	-----	2,251,109,542.80	-----	-----	
U.S. Coronavirus Refundable Credits, Internal Revenue Service, Treasury Fund Resources: Undisbursed Funds	No Year		020	0936	000	29,470,300,515.06	-----	29,470,300,515.06	-----	-----	
Child and Dependent Care Tax Credit, Internal Revenue Service, Department of the Treasury Fund Resources: Undisbursed Funds	No Year		020	0943	000	7,429,978,129.35	-----	7,429,978,129.35	-----	-----	
Payment to Issuer of Qualified Zone Academy Bonds, Internal Revenue Service, Treasury Fund Resources: Undisbursed Funds	No Year		020	0945	000	38,087,682.22	-----	38,087,682.22	-----	-----	
Payment to Issuer of Qualified School Construction Bonds, Internal Revenue Service, Treasury Fund Resources: Undisbursed Funds	No Year		020	0946	000	600,116,487.82	-----	600,116,487.82	-----	-----	
Payment to Issuer of New Clean Renewable Energy Bonds, Internal Revenue Service, Treasury Fund Resources: Undisbursed Funds	No Year		020	0947	000	39,662,842.98	-----	39,662,842.98	-----	-----	
Payment to Issuer of Qualified Energy Conservation Bonds, Internal Revenue Service, Treasury Fund Resources: Undisbursed Funds	No Year		020	0948	000	33,587,878.30	-----	33,587,878.30	-----	-----	
Refundable Premium Assistance Tax Credit, Internal Revenue Service, Treasury Fund Resources: Undisbursed Funds	No Year		020	0949	000	-4,933,970,551.29	148,802,058.95	-4,785,168,492.34	-----	-----	
Transfer To: Centers for Medicare and Medicaid Services, Health and Human Services	No Year	075	020	0949	005	2,056,520,724.31	84,748,097,921.34	-148,802,058.95	84,249,426,800.85	-----	2,406,389,785.85
	Subtotal		020	0949	000	2,056,520,724.31	79,814,127,370.05	-----	79,464,258,308.51	-----	2,406,389,785.85

Footnotes at End of Chapter

## Appropriations, Outlays, and Balances - Continued

Appropriation or Fund Account  Title	Account Symbol				Balances, Beginning of Fiscal Year	Appropriations and Other Obligational Authority <sup>1</sup>	Transfers Borrowings and Investment (Net) <sup>2</sup>	Outlays (Net)	Balances Withdrawn and Other Transactions <sup>3</sup>	Balances, End of Fiscal Year	
	Period of Availability	ATA	AID	MAIN							SUB
Payment Where Small Business Health Insurance Tax Credit Exceeds Liability for Tax, Internal Revenue Service, Treasury Fund Resources:											
Undisbursed Funds	No Year		020	0951	-----	46,354.50	-----	46,354.50	-----	-----	
Transfer To:											
Centers for Medicare and Medicaid Services, Health and Human Services	No Year	075	020	0951	005	1,087,459.42	-----	313,227.00	-----	803,735.12	
Subtotal			020	0951	000	1,087,459.42	-----	359,581.50	-----	803,735.12	
Direct Efile Taskforce, Internal Revenue Service, Treasury Fund Resources:											
Undisbursed Funds	2022-2023		020	0957	000	-----	15,000,000.00	-----	-----	15,000,000.00	
Energy Security, Internal Revenue Service, Treasury Fund Resources:											
Undisbursed Funds	2022-2031		020	0958	000	-----	500,000,000.00	-----	-----	500,000,000.00	
<b>Special Fund Accounts</b>											
Internal Revenue Service, Miscellaneous Retained Fees, Treasury Fund Resources:											
Undisbursed Funds	No Year		020	5432	000	287,172,585.22	128,773,104.57	-188,986,958.82	3,694,596.80	-----	223,264,134.17
Informant Payments, Internal Revenue Service, Treasury Fund Resources:											
Undisbursed Funds	No Year		020	5433	000	24,178.91	27,008,004.80	-----	27,032,183.71	-----	-----
Private Collection Agent Program, Internal Revenue Service, Treasury Fund Resources:											
Undisbursed Funds	No Year		020	5510	000	58,149,484.25	63,928,201.68	-----	57,980,310.09	-----	64,097,375.84
Special Compliance Personnel Program, Internal Revenue Service, Treasury Fund Resources:											
Undisbursed Funds	No Year		020	5622	000	145,770,242.45	89,662,017.98	-----	50,482,524.92	-----	184,949,735.51
<b>Public Enterprise Funds</b>											
Federal Tax Lien Revolving Fund, Internal Revenue Service, Treasury Fund Resources:											
Undisbursed Funds	No Year		020	4413	000	6,881,960.43	-----	-----	-374,293.73	-----	7,256,254.16
Total, Internal Revenue Service						7,064,663,306.26	431,138,712,520.89	-20,000.00	352,120,758,849.50	74,094,640.89	86,008,502,336.76
<b>Comptroller of the Currency</b>											
<b>Trust Fund Accounts</b>											
Assessment Funds, Office of the Comptroller of the Currency, Treasury Fund Resources:											
Undisbursed Funds	No Year		020	8413	000	17,821,422.96	-----	-125,326,562.50	-122,617,063.25	4 542.19	15,111,381.52
Unrealized Discount on Investments						-16,456,875.00	-----	-27,553,437.50	-----	-----	-44,010,312.50
Investments in US Treasury Securities						2,089,585,000.00	-----	152,880,000.00	-----	-----	2,242,465,000.00

Footnotes at End of Chapter

Appropriations, Outlays, and Balances - Continued

Appropriation or Fund Account  Title	Account Symbol				Balances, Beginning of Fiscal Year	Appropriations and Other Obligational Authority <sup>1</sup>	Transfers Borrowings and Investment (Net) <sup>2</sup>	Outlays (Net)	Balances Withdrawn and Other Transactions <sup>3</sup>	Balances, End of Fiscal Year	
	Period of Availability	ATA	AID	MAIN SUB							
Total, Comptroller of the Currency	Subtotal		020	8413	000	2,090,949,547.96	-----	-----	-122,617,063.25	542.19	2,213,566,069.02
						2,090,949,547.96	-----	-----	-122,617,063.25	542.19	2,213,566,069.02
<b>Interest on the Public Debt</b>											
<b>General Fund Accounts</b>											
Interest on the Public Debt (Indefinite), Bureau of the Fiscal Service, Treasury Fund Resources:											
Undisbursed Funds	No Year		020	0550	000	-----	683,624,360,622.19	-----	717,611,112,578.87	-33,986,751,956.68	-----
<b>Special Fund Accounts</b>											
Gifts to Reduce Debt Held by the Public, Bureau of the Fiscal Service, Treasury Fund Resources:											
Undisbursed Funds	No Year		020	5080	000	-----	1,198,164.11	-1,198,164.11	-----	-----	-----
Total, Interest on the Public Debt						-----	683,625,558,786.30	-1,198,164.11	717,611,112,578.87	-33,986,751,956.68	-----
<b>Deductions for Offsetting Receipts</b>											
Proprietary Receipts from the Public						-----	-9,569,145,713.69	-----	-59,791,878,549.89	-----	-----
Intrabudgetary Receipts Deducted by Agency						-----	-4,729,721,580.82	-----	-4,729,721,580.82	-----	-----
Total, Offsetting Receipts						-----	-14,298,867,294.51	-----	-64,521,600,130.71	-----	-----
Total, Department of the Treasury						643,176,429,141.68	1,120,024,042,419.73	-1,672,784,754.52	1,162,222,085,560.76	-13,964,153,659.29	563,047,022,069.22
<b>Memorandum</b>											
<b>Public Debt Retirement</b>											
<b>General Fund Accounts</b>											
Public Debt Principal (Indefinite), Treasury Fund Resources:											
Undisbursed Funds	No Year		020	0500	000	-----	147,322,991,973,612.88	-147,341,465,055,998.03	-----	-18,473,082,385.49	-----
Premium/Discount on Buyback of U.S. Treasury Securities, Bureau of the Fiscal Service, Treasury Fund Resources:											
Undisbursed Funds	No Year		020	0503	000	4,151,125.42	-----	-----	-3,805,525.42	-----	7,956,650.84
Sinking Fund, Treasury <sup>13</sup> Fund Resources:											
Undisbursed Funds	No Year		020	0575	000	52,518,510,761.63	680,849,085.47	-----	-----	-----	53,199,359,847.10
Total, Public Debt Retirement						52,522,661,887.05	147,323,672,822,698.41	-147,341,465,055,998.09	-3,805,525.42	-18,473,082,385.49	53,207,316,497.94
<b>Refunds of Receipts</b>											
<b>General Fund Accounts</b>											
Refunding Internal Revenue Collections (Indefinite), Treasury Fund Resources:											
Undisbursed Funds	No Year		020	0903	000	-----	305,515,380,687.73	-----	305,515,380,687.73	-----	-----

Footnotes at End of Chapter

## Appropriations, Outlays, and Balances - Continued

Appropriation or Fund Account  Title	Account Symbol				Balances, Beginning of Fiscal Year	Appropriations and Other Obligational Authority <sup>1</sup>	Transfers Borrowings and Investment (Net) <sup>2</sup>	Outlays (Net)	Balances Withdrawn and Other Transactions <sup>3</sup>	Balances, End of Fiscal Year
	Period of Availability	ATA	AID	MAIN						
Refund of Moneys Erroneously Received and Covered (Indefinite), Treasury Fund Resources: Undisbursed Funds	No Year		020	1807	000	----- 10,408,819.24	----- -----	10,408,819.24	----- -----	----- -----
Refunds and Drawbacks, United States Customs Service (Indefinite), Treasury Fund Resources: Undisbursed Funds	No Year		070	0505	000	666,474,841.98	6,503,477,402.84	----- 6,184,545,258.69	----- -----	985,406,986.13
<b>Total, Refunds of Receipts</b>						666,474,841.98	312,029,266,909.81	----- 311,710,334,765.66	----- -----	985,406,986.13
<b>Financing Accounts</b>										
<b>Public Enterprise Funds</b>										
Community Development Financial Institutions Fund, Direct Loan, Financing Account, Treasury Fund Resources: Undisbursed Funds	No Year		020	4088	000	302,930.11	----- -----	1,008,374.82	1,076,011.36	----- -----
Authority to Borrow from the Treasury						321,188.87	11,352,703.31	-4,320,317.93	----- 7,215,714.25	137,860.00
Subtotal			020	4088	000	624,118.98	11,352,703.31	-3,311,943.11	1,076,011.36	7,215,714.25
Subtotal										373,153.57
Troubled Asset Relief Program Direct Loan Financing Account, Departmental Offices, Treasury Fund Resources: Undisbursed Funds	No Year		020	4277	000	2,822,197.96	----- -----	----- -----	2,822,197.96	----- -----
Troubled Assets Relief Program Equity Purchase Financing Account, Departmental Offices, Treasury Fund Resources: Undisbursed Funds	No Year		020	4278	000	827,402.61	----- -----	-13,054,981.32	-12,745,248.54	----- -----
Authority to Borrow from the Treasury						----- -----	167,490.73	-106,490.73	----- 61,000.00	----- -----
Subtotal			020	4278	000	827,402.61	167,490.73	-13,161,472.05	-12,745,248.54	61,000.00
Subtotal										517,669.83
State HFA Direct Loan Financing, Departmental Offices, Treasury Fund Resources: Undisbursed Funds	No Year		020	4298	000	53,659,140.67	----- -----	-233,498,832.43	-250,283,703.03	----- -----
Authority to Borrow from the Treasury						----- -----	140,160,308.24	-140,160,308.24	----- -----	70,444,011.27
Subtotal			020	4298	000	53,659,140.67	140,160,308.24	-373,659,140.67	-250,283,703.03	----- 70,444,011.27
Troubled Asset Relief Program, Housing Programs, Letter of Credit Financing Account, Departmental Offices, Treasury Fund Resources: Undisbursed Funds	No Year		020	4329	000	864,015.01	----- -----	----- -----	604,790.18	----- -----
Small Business Lending Fund Financing Account, Departmental Offices, Treasury Fund Resources: Undisbursed Funds	No Year		020	4349	000	2,753,006.16	----- -----	-645,338.58	1,788,127.09	----- -----
Authority to Borrow from the Treasury						----- -----	5,107,667.58	-5,107,667.58	----- -----	319,540.49
Subtotal			020	4349	000	2,753,006.16	5,107,667.58	-5,753,006.16	1,788,127.09	----- 319,540.49

Footnotes at End of Chapter

Appropriations, Outlays, and Balances - Continued

Appropriation or Fund Account  Title	Account Symbol				Balances, Beginning of Fiscal Year	Appropriations and Other Obligational Authority <sup>1</sup>	Transfers Borrowings and Investment (Net) <sup>2</sup>	Outlays (Net)	Balances Withdrawn and Other Transactions <sup>3</sup>	Balances, End of Fiscal Year	
	Period of Availability	ATA	AID	MAIN							SUB
Community Development Financial Institutions Bond Loan Guarantee Program Financing Account, Departmental Offices, Treasury Fund Resources:											
Undisbursed Funds	No Year		020	4366	000	2,050,696.71	----- <sup>14,15</sup>	-54,793,276.46	-54,374,463.03	-----	1,631,883.28
Authority to Borrow from the Treasury						401,342,193.37	395,117,279.86	-98,667,552.43	-----	58,696,891.75	639,095,029.05
Subtotal			020	4366	000	403,392,890.08	395,117,279.86	-153,460,828.89	-54,374,463.03	58,696,891.75	640,726,912.33
Economic Stabilization Direct Loan Financing Account, Treasury Fund Resources:											
Undisbursed Funds	No Year		020	4447	000	380,116,221.65	-----	-4,520,035,997.18	-4,411,126,174.23	50,037,100.64	221,169,298.06
Authority to Borrow from the Treasury						-----	4,144,089,622.00	-4,143,011,380.33	-----	1,078,241.67	-----
Subtotal			020	4447	000	380,116,221.65	4,144,089,622.00	-8,663,047,377.51	-4,411,126,174.23	51,115,342.31	221,169,298.06
Total, Financing Accounts						845,058,993.12	4,695,995,071.72	-9,212,393,768.39	-4,722,238,462.24	117,088,948.31	933,809,810.38

Footnotes at End of Chapter



## Appropriations, Outlays, and Balances - Continued

### Footnotes

- 1 The amounts in this column, unless otherwise footnoted, represent appropriations, increases and rescissions in borrowing authority or new contract authority. Appropriation accounts with appropriation transfer activity are presented in Table 1 (Appropriations and Appropriation Transfers) at the end of this chapter.
- 2 The amounts in this column, unless otherwise footnoted, represent transfers - other than appropriation transfers, borrowings (gross), investments (net), unrealized discounts or funds held outside the Treasury.
- 3 The amounts in this column, unless otherwise footnoted, represent obligated balances canceled for fiscal year 2017 pursuant to 31 U.S.C. 1553 and adjustments to borrowing and contract authority.
- 4 Represents capital transfer to miscellaneous receipts.
- 5 The opening balance(s) of the following account(s) have been adjusted during the current fiscal year and do not agree with last year's closing balance(s):

<u>Account Symbol: (ATA, AID, POA, MAIN, SUB)</u>	<u>Adjustment</u>
020 X 4444 000 - Undi sbursed Funds	-\$528,108,008.72
020 2021-2023 0912 000 - Undi sbursed Funds	\$202,858,000.00
020 2021-2022 0912 000 - Undi sbursed Funds	\$42,095,000.00
020 2021-2023 0919 000 - Undi sbursed Funds	-\$1,258,000.00
020 2021-2022 0919 000 - Undi sbursed Funds	-\$42,095,000.00
020 2021-2023 0921 000 - Undi sbursed Funds	-\$201,600,000.00

- 6 Subject to disposition by the administrative agency.
- 7 Includes \$1,853,360,627.06 which represents net repayment of borrowing from the Federal Financing Bank in lieu of issuance of agency debt.
- 8 Includes \$2,946,482,475.68 which represents net borrowing from the U.S. Treasury.
- 9 Includes \$1,206,031,000.00 which represents redemption of non-guaranteed Government agency securities.
- 10 Includes \$8,756.12 which represents payment for obligations of a closed account.
- 11 Includes \$212.27 which represents payment for obligations of a closed account.
- 12 Includes \$565,844.51 which represents payment for obligations of a closed account.
- 13 The Account 20 X 0575, Cumulative Sinking Fund, represents an authorization to spend in the event of a Federal budget surplus. It is a permanent appropriation account that was created by Section 6(a) of the Victory Liberty Loan Act of 1919, for the purpose of providing funds for the retirement of public debt. The Sinking Fund was established to retire notes and bonds, issued under the First Liberty Bond Act, which were outstanding on July 1, 1920. The Gold Reserve Act of 1934 extended the application of the Sinking Fund to notes and bonds issued after July 1, 1920.
- 14 Includes \$58,589,702.02 which represents net repayment of borrowing from the Federal Financing Bank in lieu of issuance of agency debt.
- 15 Includes \$3,796,425.56 which represents net borrowing from the U.S. Treasury.

Footnotes

Table 1 - Appropriations and Appropriation Transfers - Department of the Treasury

AID	ATA	Period of Availability	MAIN	Net Appropriations and Appropriation Transfers	Appropriation Amount	Net Appropriation Transfers	AID Involved	ATA Involved	Period of Availability Involved	MAIN Involved	Amount From or To (-)
020		22	0101	215,709,000.00	243,109,000.00	-27,400,000.00	020		2223	0101	-27,400,000.00
020		2223	0101	44,400,000.00	69,000,000.00	-24,600,000.00	020		22	0101	27,400,000.00
							020		2223	0173	-22,300,000.00
							020		2223	0913	-25,700,000.00
							020		2223	0919	-4,000,000.00
020		22	0106	39,475,000.00	42,275,000.00	-2,800,000.00	020		2223	0106	-2,800,000.00
020		2223	0106	2,800,000.00	0.00	2,800,000.00	020		22	0106	2,800,000.00
020		22	0126	1,300,000.00	0.00	1,300,000.00	020		X	1802	1,300,000.00
020		22	0173	106,000,000.00	161,000,000.00	-55,000,000.00	020		2224	0173	-55,000,000.00
020		2223	0173	41,300,000.00	19,000,000.00	22,300,000.00	020		2223	0101	22,300,000.00
020		2224	0173	55,000,000.00	0.00	55,000,000.00	020		22	0173	55,000,000.00
020		22	0520	347,936,000.00	355,936,000.00	-8,000,000.00	020		2224	0520	-8,000,000.00
020		2224	0520	8,000,000.00	0.00	8,000,000.00	020		22	0520	8,000,000.00
020		X	0912	48,500,000.00	0.00	48,500,000.00	020		X	5432	48,500,000.00
020		22	0912	2,677,606,000.00	2,780,606,000.00	-103,000,000.00	020		2223	0912	-130,000,000.00
							020		22	0913	27,000,000.00
020		2223	0912	130,000,000.00	0.00	130,000,000.00	020		22	0912	130,000,000.00
020		X	0913	5,000,000.00	0.00	5,000,000.00	020		X	5432	5,000,000.00
020		22	0913	5,113,622,000.00	5,437,622,000.00	-324,000,000.00	020		22	0912	-27,000,000.00
							020		2223	0913	-250,000,000.00
							020		22	0919	-47,000,000.00
020		2223	0913	275,819,057.00	0.00	275,819,057.00	011		2223	1070	119,057.00
							020		2223	0101	25,700,000.00
							020		22	0913	250,000,000.00
020		X	0919	172,672,065.52	0.00	172,672,065.52	020		22	0919	20,000,000.00
							020		X	5432	152,672,065.52
020		22	0919	3,851,826,000.00	4,100,826,000.00	-249,000,000.00	020		22	0913	47,000,000.00
							020		X	0919	-20,000,000.00
							020		2223	0919	-275,000,000.00
							020		2224	0919	-1,000,000.00
020		2223	0919	279,000,000.00	0.00	279,000,000.00	020		2223	0101	4,000,000.00
							020		22	0919	275,000,000.00

## Appropriations, Outlays, and Balances - Continued

### Footnotes

Table 1 - Appropriations and Appropriation Transfers - Department of the Treasury

AID	ATA	Period of Availability	MAIN	Net Appropriations and Appropriation Transfers	Appropriation Amount	Net Appropriation Transfers	AID Involved	ATA Involved	Period of Availability Involved	MAIN Involved	Amount From or To (-)
020		2224	0919	1,000,000.00	0.00	1,000,000.00	020		22	0919	1,000,000.00
020		X	0949	737,807,054.64	85,485,904,975.98	-84,748,097,921.34	020	075	X	0949	-84,748,097,921.34
020		X	0951	51,097.50	80,600.20	-29,502.70	020	075	X	0951	-29,502.70
020		X	1802	1,020,439,811.12	1,021,739,811.12	-1,300,000.00	020		22	0126	-1,300,000.00
020		22	1804	175,192,000.00	195,192,000.00	-20,000,000.00	020		2223	1804	-20,000,000.00
020		2223	1804	45,000,000.00	25,000,000.00	20,000,000.00	020		22	1804	20,000,000.00
020		22	1881	33,617,000.00	295,000,000.00	-261,383,000.00	020		2223	1881	-261,383,000.00
020		2223	1881	261,434,930.00	51,930.00	261,383,000.00	020		22	1881	261,383,000.00
020		X	5432	-206,172,065.52	0.00	-206,172,065.52	020		X	0912	-48,500,000.00
							020		X	0913	-5,000,000.00
							020		X	0919	-152,672,065.52
020	075	X	0949	84,748,097,921.34	0.00	84,748,097,921.34	020		X	0949	84,748,097,921.34
020	075	X	0951	29,502.70	0.00	29,502.70	020		X	0951	29,502.70
<b>Total</b>				100,232,462,374.30	100,232,343,317.30	119,057.00					119,057.00

Appropriations, Outlays, and Balances - Continued

Appropriation or Fund Account  Title	Account Symbol				Balances, Beginning of Fiscal Year	Appropriations and Other Obligational Authority <sup>1</sup>	Transfers Borrowings and Investment (Net) <sup>2</sup>	Outlays (Net)	Balances Withdrawn and Other Transactions <sup>3</sup>	Balances, End of Fiscal Year
	Period of Availability	ATA	AID	MAIN SUB						
<p><b>Department of Veterans Affairs</b>  <b>Veterans Health Administration</b>  <b>General Fund Accounts</b></p>										
Emergency Department of Veterans Affairs Employee Leave Fund, Veterans Health Administration, Veterans Affairs Fund Resources:										
Undisbursed Funds	2021-2022		036	0131 000	61,892,828.04	-----	-----	7,846,615.35	-----	54,046,212.69
Medical Community Care, Veterans Health Administration, Veterans Affairs Fund Resources:										
Undisbursed Funds	2022-2023		036	0140 000	-----	2,000,000,000.00	-----	1,482,828,230.30	-----	517,171,769.70
	2022				-----	21,373,476,000.00	-----	21,298,291,325.75	-----	75,184,674.25
	2021-2022				1,585,932,294.59	-200,000,000.00	-----	1,385,903,284.87	-----	29,009.72
	2019-2022				10,751,341.88	-----	-----	10,517,514.85	-----	233,827.03
	2021				6,986,057.09	-----	-----	6,240,065.20	-----	745,991.89
	2020-2021				-----	-----	-----	-60,292,453.60	-----	60,292,453.60
	2018-2021				2,863.46	-----	-----	-257,628.37	-----	260,491.83
	2020				4,798,394.54	-----	-----	-2,059,656.52	-----	6,858,051.06
	2017-2020				777,392.52	-----	-----	169,356.13	-----	608,036.39
	2019				279,436.55	-----	-----	-290,014.84	-----	569,451.39
	2018				652,642.14	-----	-----	-4,041,782.09	-----	4,694,424.23
	2017				31,778,226.24	-----	-36,312,866.17	-4,534,639.93	-----	-----
	No Year				<sup>4</sup> 520,911,070.78	782,169,346.77	-----	1,147,601,429.59	-----	155,478,987.96
	Subtotal		036	0140 000	2,162,869,719.79	23,955,645,346.77	-36,312,866.17	25,260,075,031.34	-----	822,127,169.05
Medical Support and Compliance, Veterans Health Administration, Veterans Affairs Fund Resources:										
Undisbursed Funds	2022-2023		036	0152 000	-----	200,000,000.00	-----	301,338.87	-----	199,698,661.13
	2022				-----	8,172,504,000.00	-----	7,139,141,824.29	-----	1,033,362,175.71
	2021-2022				151,320,549.34	-----	-----	151,049,041.61	-----	271,507.73
	2021				1,482,092,672.63	-----	-----	1,070,969,723.68	-----	411,122,948.95
	2020-2021				101,802,955.27	-----	-----	71,373,299.59	-----	30,429,655.68
	2020				168,712,041.24	-----	-----	72,227,800.72	-----	96,484,240.52
	2019-2020				189,455.08	-----	-----	22,751.46	-----	166,703.62
	2019				117,155,899.66	-----	-----	9,917,798.71	-----	107,238,100.95
	2018-2019				1,609,267.01	-----	-----	-----	-----	1,609,267.01
	2018				77,620,450.07	-----	-----	7,495,996.20	-----	70,124,453.87
	2017-2018				120,446.13	-----	-----	-----	-----	120,446.13
	2017				108,284,792.16	-----	-105,804,828.60	2,479,963.56	-----	-----
	2016-2017				45,182.12	-----	-45,182.12	-----	-----	-----
	No Year				10,764,109.68	-----	-----	3,126,642.54	-----	7,637,467.14

Footnotes at End of Chapter

## Appropriations, Outlays, and Balances - Continued

Appropriation or Fund Account  Title	Account Symbol				Balances, Beginning of Fiscal Year	Appropriations and Other Obligational Authority <sup>1</sup>	Transfers Borrowings and Investment (Net) <sup>2</sup>	Outlays (Net)	Balances Withdrawn and Other Transactions <sup>3</sup>	Balances, End of Fiscal Year	
	Period of Availability	ATA	AID	MAIN							SUB
	Subtotal		036	0152	000	2,219,717,820.39	8,372,504,000.00	-105,850,010.72	8,528,106,181.23	-----	1,958,265,628.44
Medical Services, Veterans Health Administration, Veterans Affairs Fund Resources:											
Undisbursed Funds	2022-2023		036	0160	000	-----	1,500,000,000.00	-----	975,764,137.69	-----	524,235,862.31
	2022					-----	57,178,414,000.00	-----	51,081,527,311.33	-----	6,096,886,688.67
	2021-2022					865,852,870.37	-304,378,294.00	-----	546,883,694.16	-----	14,590,882.21
	2020-2022					972,601.74	-----	-----	972,601.74	-----	-----
	2021					6,798,119,824.66	-----	-----	5,656,930,980.49	-----	1,141,188,844.17
	2020-2021					867,499,632.00	-----	-----	466,604,326.50	-----	400,895,305.50
	2020					761,755,114.02	-----	-----	260,215,924.07	-----	501,539,189.95
	2019-2020					2,408,181.78	-----	-----	425,006.12	-----	1,983,175.66
	2019					210,046,725.38	-----	-----	89,253,084.29	-----	120,793,641.09
	2018-2019					7,284,852.18	-----	-----	50,038.98	-----	7,234,813.20
	2018					536,952,665.09	-----	-----	75,697,522.99	-----	461,255,142.10
	2017-2018					16,683,512.82	-----	-----	-----	-----	16,683,512.82
	2017					757,147,810.52	-----	-650,457,152.82	106,690,657.70	-----	-----
	2016-2017					413,649.33	-----	-413,649.33	-----	-----	-----
	No Year					3,390,089,558.36	3,088,295,324.12	81,795.00	2,817,907,463.48	-----	3,660,559,214.00
Funds Held Outside the Treasury						1,165,360.00	-----	-81,795.00	-----	-----	1,083,565.00
	Subtotal		036	0160	000	14,216,392,358.25	61,462,331,030.12	-650,870,802.15	62,078,922,749.54	-----	12,948,929,836.68
Medical and Prosthetic Research, Veterans Health Administration, Veterans Affairs Fund Resources:											
Undisbursed Funds	2022-2023		036	0161	000	-----	882,000,000.00	-----	495,602,752.20	-----	386,397,247.80
	2019-2023					12,500,000.00	-----	-----	-----	-----	12,500,000.00
	2021-2022					416,466,709.24	-----	-----	328,474,999.13	-----	87,991,710.11
	2020-2021					71,112,703.14	-----	-----	45,691,620.33	-----	25,421,082.81
	2019-2020					16,065,677.98	-----	-----	1,986,003.57	-----	14,079,674.41
	2018-2019					11,356,401.10	-----	-----	-575,998.08	-----	11,932,399.18
	2017-2018					10,037,689.21	-----	-----	4,042.08	-----	10,033,647.13
	2016-2017					8,506,965.93	-----	-8,574,143.90	-67,556.47	378.50	-----
	No Year					4,009,990.53	-----	-----	-634,673.21	-----	4,644,663.74
	Subtotal		036	0161	000	550,056,137.13	882,000,000.00	-8,574,143.90	870,481,189.55	378.50	553,000,425.18
Expenses, Medical Facilities, Veterans Health Administration, Veterans Affairs Fund Resources:											
Undisbursed Funds	2022-2023		036	0162	000	-----	350,000,000.00	-----	17,248,255.91	-----	332,751,744.09
	2019-2023					350,913.83	-----	-----	350,912.64	-----	1.19
	2022					-----	6,291,850,000.00	-----	4,006,394,017.18	-----	2,285,455,982.82
	2021-2022					195,820,907.14	-----	-----	184,975,757.94	-----	10,845,149.20
	2018-2022					57,282,681.51	-----	-----	14,284,473.44	-----	42,998,208.07

Footnotes at End of Chapter

Appropriations, Outlays, and Balances - Continued

Appropriation or Fund Account  Title	Account Symbol				Balances, Beginning of Fiscal Year	Appropriations and Other Obligational Authority <sup>1</sup>	Transfers Borrowings and Investment (Net) <sup>2</sup>	Outlays (Net)	Balances Withdrawn and Other Transactions <sup>3</sup>	Balances, End of Fiscal Year	
	Period of Availability	ATA	AID	MAIN							SUB
	2021				2,259,716,825.65	-----	-----	1,388,247,407.00	-----	871,469,418.65	
	2020-2021				365,684,162.39	-----	-----	181,473,972.86	-----	184,210,189.53	
	2020				875,304,221.50	-----	-----	335,105,364.23	-----	540,198,857.27	
	2019-2020				50,866,976.32	-----	-----	28,488,635.73	-----	22,378,340.59	
	2019				430,179,068.62	-----	-----	244,114,808.62	-----	186,064,260.00	
	2018-2019				51,529,644.73	-----	-----	22,861,714.69	-----	28,667,930.04	
	2018				196,741,917.15	-----	-----	132,780,683.94	-----	63,961,233.21	
	2017-2018				3,135,549.08	-----	-----	15,387.40	-----	3,120,161.68	
	2017				52,921,366.33	-----	-34,075,029.67	18,846,336.66	-----	-----	
	2016-2017				966,499.22	-----	-901,083.44	43,504.00	21,911.78	-----	
	No Year				1,171,581,647.77	425,205,290.00	-----	299,639,139.95	-----	1,297,147,797.82	
	Subtotal		036	0162	000	5,712,082,381.24	7,067,055,290.00	-34,976,113.11	6,874,870,372.19	21,911.78	5,869,269,274.16
DOD-VA Health Care Sharing Incentive Fund, Veterans Affairs Fund Resources:											
Undisbursed Funds	No Year		036	0165	000	48,449,401.66	15,000,000.00	-----	10,808,412.47	-----	52,640,989.19
Transfer To:											
Defense	No Year	097	036	0165	000	65,080,025.00	15,000,000.00	-----	12,352,856.45	-----	67,727,168.55
Subtotal			036	0165	000	113,529,426.66	30,000,000.00	-----	23,161,268.92	-----	120,368,157.74
Joint Department of Defense - Department of Veterans Affairs Medical Facility Demonstration Fund, Veterans Affairs Fund Resources:											
Undisbursed Funds	2022-2023		036	0169	000	-----	10,320,178.00	-----	10,202,178.00	-----	118,000.00
	2022				-----	505,688,822.00	-----	450,598,904.08	-----	55,089,917.92	
	2021				59,303,490.12	-----	-----	51,222,607.64	-----	8,080,882.48	
	2020				3,693,568.89	-----	-----	2,264,663.05	-----	1,428,905.84	
	2019				2,789,373.69	-----	-----	1,675,225.85	-----	1,114,147.84	
	2018-2019				1.00	-----	-----	-----	-----	1.00	
	2018				793,687.70	-----	-----	-754,420.80	-----	1,548,108.50	
	2017				12,850,746.88	-----	-12,856,717.60	-5,970.72	-----	-----	
	2016-2017				500,000.00	-----	-500,000.00	-----	-----	-----	
	No Year				249,721.15	16,321,964.61	-----	16,092,151.65	-----	479,534.11	
	Subtotal		036	0169	000	80,180,589.43	532,330,964.61	-13,356,717.60	531,295,338.75	-----	67,859,497.69
Veterans Choice Fund, Veterans Health Administration, Veterans Affairs Fund Resources:											
Undisbursed Funds	No Year		036	0172	000	280,750,371.15	-----	-----	8,165,519.74	-----	272,584,851.41
Veterans Medical Care and Health Fund, Veterans Health Administration, Veterans Affairs Fund Resources:											
Undisbursed Funds	2021-2023		036	0173	000	14,477,597,908.47	-----	-----	7,233,367,085.07	-----	7,244,230,823.40
<b>Special Fund Accounts</b>											

Footnotes at End of Chapter

## Appropriations, Outlays, and Balances - Continued

Appropriation or Fund Account  Title	Account Symbol				Balances, Beginning of Fiscal Year	Appropriations and Other Obligational Authority <sup>1</sup>	Transfers Borrowings and Investment (Net) <sup>2</sup>	Outlays (Net)	Balances Withdrawn and Other Transactions <sup>3</sup>	Balances, End of Fiscal Year
	Period of Availability	ATA	AID	MAIN						
Medical Care Collections Fund, Veterans Affairs Fund Resources: Undisbursed Funds	No Year		036	5287	000	4 296,047,129.28	55,827,845.26	----- 4,736,803.64	-----	347,138,170.90
<b>Public Enterprise Funds</b>										
Canteen Service Revolving Fund, Veterans Affairs Fund Resources: Undisbursed Funds	No Year		036	4014	000	156,177,544.41	-----	----- 41,968,249.44	-----	114,209,294.97
<b>Trust Fund Accounts</b>										
General Post Fund, National Homes, Veterans Affairs Fund Resources: Undisbursed Funds	No Year		036	8180	000	40,524,269.99	20,732,587.05	-26,553,399.13	15,280,222.85	----- 19,423,235.06
Unrealized Discount on Investments						-96,991.63	-----	-----	-----	-96,991.63
Investments in US Treasury Securities						89,867,633.08	-----	26,553,399.13	-----	116,421,032.21
Subtotal			036	8180	000	130,294,911.44	20,732,587.05	-----	15,280,222.85	----- 135,747,275.64
Total, Veterans Health Administration						40,457,589,125.68	102,378,427,063.81	-849,940,653.65	111,478,276,627.61	22,290.28 30,507,776,617.95
<b>Benefits Programs</b>										
<b>General Fund Accounts</b>										
Compensation and Pensions, Veterans Benefits Administration, Veterans Affairs Fund Resources: Undisbursed Funds	2020		036	0102	000	1,088,744,628.28	-----	-----	-----	1,088,744,628.28
No Year						17,231,321,908.47	139,183,014,000.00	-----	139,732,490,577.41	----- 16,681,845,331.06
Subtotal			036	0102	000	18,320,066,536.75	139,183,014,000.00	-----	139,732,490,577.41	----- 17,770,589,959.34
Veterans Insurance and Indemnities, Veterans Benefits Administration, Veterans Affairs Fund Resources: Undisbursed Funds	No Year		036	0120	000	10,560,795.76	136,950,000.00	-----	135,082,227.71	----- 12,428,568.05
Readjustment Benefits, Veterans Benefits Administration, Veterans Affairs Fund Resources: Undisbursed Funds	No Year		036	0137	000	6,132,807,814.10	14,946,618,000.00	-----	11,861,922,527.69	----- 9,217,503,286.41
Vocational Rehabilitation Loans Program Account, Veterans Benefits Administration, Veterans Affairs Fund Resources: Undisbursed Funds	2022		036	1114	000	-----	436,247.26	-----	436,247.26	-----
2021						429,028.08	-----	-----	424,272.00	----- 4,756.08
Subtotal			036	1114	000	429,028.08	436,247.26	-----	860,519.26	----- 4,756.08
Veterans Housing Benefit Program Fund, Veterans Benefits Administration, Veterans Affairs Fund Resources: Undisbursed Funds	2022		036	1119	000	-----	228,332,324.79	-----	172,954,460.73	----- 55,377,864.06
2021						185,853,563.73	-----	-----	41,269,599.93	----- 144,583,963.80

Footnotes at End of Chapter

Appropriations, Outlays, and Balances - Continued

Appropriation or Fund Account  Title	Account Symbol				Balances, Beginning of Fiscal Year	Appropriations and Other Obligational Authority <sup>1</sup>	Transfers Borrowings and Investment (Net) <sup>2</sup>	Outlays (Net)	Balances Withdrawn and Other Transactions <sup>3</sup>	Balances, End of Fiscal Year	
	Period of Availability	ATA	AID	MAIN							SUB
	2020				2,969,360.57	-----	-----	869,797.18	-----	2,099,563.39	
	2019				15,384,533.67	-----	-----	-----	-----	15,384,533.67	
	2018				29,520,122.20	-----	-----	-----	-----	29,520,122.20	
	2017				11,253,751.24	-----	-11,253,751.24	-----	-----	-----	
	No Year				-----	1,906,533,079.19	-----	1,906,533,079.19	-----	-----	
	Subtotal		036	1119	000	244,981,331.41	2,134,865,403.98	-11,253,751.24	2,121,626,937.03	-----	246,966,047.12
Native American Veteran Housing Loan Program Account, Veterans Benefits Administration, Veterans Affairs Fund Resources:											
Undisbursed Funds	2022		036	1120	000	-----	1,400,000.00	-----	1,319,283.08	-----	80,716.92
	2021				1,166,000.00	-----	-----	1,166,000.00	-----	-----	
	2020				7,019.39	-----	-----	-----	-----	7,019.39	
	2018				10,566.49	-----	-----	-----	-----	10,566.49	
	No Year				2,255,984.11	3,078,487.14	-----	3,078,487.14	-----	2,255,984.11	
	Subtotal		036	1120	000	3,439,569.99	4,478,487.14	-----	5,563,770.22	-----	2,354,286.91
Filipino Veterans Equity Compensation Fund, Benefits Programs, Veterans Affairs Fund Resources:											
Undisbursed Funds	No Year		036	1121	000	55,623,755.00	-----	-----	15,000.00	-----	55,608,755.00
Cost of War Toxic Exposures Fund, Veterans Benefits Administration, Veterans Affairs Fund Resources:											
Undisbursed Funds	2022-2024		036	1126	000	-----	500,000,000.00	-----	-----	-----	500,000,000.00
<b>Public Enterprise Funds</b>											
Servicemen's Group Life Insurance Fund, Veterans Affairs Fund Resources:											
Undisbursed Funds	No Year		036	4009	000	18,441.28	-----	-565,237,000.00	-565,238,012.20	-----	19,453.48
Investments in US Treasury Securities					2,523,282,000.00	-----	565,237,000.00	-----	-----	-----	3,088,519,000.00
	Subtotal		036	4009	000	2,523,300,441.28	-----	-----	-565,238,012.20	-----	3,088,538,453.48
Veterans Reopened Insurance Fund, Veterans Affairs Fund Resources:											
Undisbursed Funds	No Year		036	4010	000	211,393.65	-----	10,325,000.00	10,338,232.18	-----	198,161.47
Investments in US Treasury Securities					49,330,000.00	-----	-10,325,000.00	-----	-----	-----	39,005,000.00
	Subtotal		036	4010	000	49,541,393.65	-----	-----	10,338,232.18	-----	39,203,161.47
Service-Disabled Veterans Insurance Fund, Veterans Affairs Fund Resources:											
Undisbursed Funds	No Year		036	4012	000	97,193,499.78	-----	-----	-10,953,281.37	-----	108,146,781.15
Veterans Housing Benefit Program Fund Liquidating Account, Veterans Affairs Fund Resources:											
Undisbursed Funds	No Year		036	4025	000	1,753,819.56	-----	-----	-4,826,330.82	<sup>5</sup> 4,863,408.85	1,716,741.53

Footnotes at End of Chapter



## Appropriations, Outlays, and Balances - Continued

Appropriation or Fund Account  Title	Account Symbol				Balances, Beginning of Fiscal Year	Appropriations and Other Obligational Authority <sup>1</sup>	Transfers Borrowings and Investment (Net) <sup>2</sup>	Outlays (Net)	Balances Withdrawn and Other Transactions <sup>3</sup>	Balances, End of Fiscal Year	
	Period of Availability	ATA	AID	MAIN							SUB
<b>Trust Fund Accounts</b>											
National Service Life Insurance Fund, Veterans Affairs Fund Resources:											
Undisbursed Funds	No Year		036	8132	000	13,139,919.33	65,158,022.59	380,486,000.00	453,219,403.53	-----	5,564,538.39
Investments in US Treasury Securities						1,476,037,000.00	-----	-380,486,000.00	-----	-----	1,095,551,000.00
Subtotal			036	8132	000	1,489,176,919.33	65,158,022.59	-----	453,219,403.53	-----	1,101,115,538.39
Post-Vietnam Era, Veterans Education Account, Veterans Affairs Fund Resources:											
Undisbursed Funds	No Year		036	8133	000	62,191,433.65	-----	-----	8,434,121.30	-----	53,757,312.35
United States Government Life Insurance Fund, Veterans Affairs Fund Resources:											
Undisbursed Funds	No Year		036	8150	000	168,985.16	30,519.98	139,000.00	169,684.62	-----	168,820.52
Investments in US Treasury Securities						1,538,000.00	-----	-139,000.00	-----	-----	1,399,000.00
Subtotal			036	8150	000	1,706,985.16	30,519.98	-----	169,684.62	-----	1,567,820.52
Veterans Special Life Insurance Fund, Trust Revolving Fund, Veterans Affairs Fund Resources:											
Undisbursed Funds	No Year		036	8455	000	2,227,589.06	-----	148,088,000.00	148,845,129.76	-----	1,470,459.30
Investments in US Treasury Securities						1,063,595,000.00	-----	-148,088,000.00	-----	-----	915,507,000.00
Subtotal			036	8455	000	1,065,822,589.06	-----	-----	148,845,129.76	-----	916,977,459.30
<b>Total, Benefits Programs</b>						30,058,595,912.56	156,971,550,680.95	-11,253,751.24	153,897,550,506.32	4,863,408.85	33,116,478,927.10
<b>Departmental Administration</b>											
<b>General Fund Accounts</b>											
Construction, Major Projects, Departmental Administration, Veterans Affairs Fund Resources:											
Undisbursed Funds	2022-2026		036	0110	000	-----	911,000,000.00	-----	121,481,665.69	-----	789,518,334.31
	2021-2025					543,122,850.45	-----	-----	154,279,523.16	-----	388,843,327.29
	2020-2024					504,686,224.05	-----	-----	81,941,511.41	-----	422,744,712.64
	2018-2024					110,084,037.97	-----	-----	15,892,859.71	-----	94,191,178.26
	2019-2023					274,444,766.12	-----	-----	51,161,273.14	-----	223,283,492.98
	2018-2023					855,477.02	-----	-----	94,588.47	-----	760,888.55
	2018-2022					101,890,984.83	-----	-----	46,539,057.09	-----	55,351,927.74
	2017-2022					1,185,655.21	-----	-----	234,317.23	-----	951,337.98
	2017-2021					154,589,973.89	-----	-----	44,366,813.82	-----	110,223,160.07
	2016-2020					43,091,577.99	-----	-----	7,812,120.60	-----	35,279,457.39
	2015-2019					2,487,039.14	-----	-----	1,190,020.86	-----	1,297,018.28
	2014-2018					3,646,302.20	-----	-----	368,643.74	-----	3,277,658.46
	2013-2017					11,458,380.92	-----	-----	5,838,260.96	5,620,119.96	-----
	No Year					* 2,136,388,863.74	758,306,745.00	-----	235,171,168.97	-----	2,659,524,439.77

Footnotes at End of Chapter

Appropriations, Outlays, and Balances - Continued

Appropriation or Fund Account  Title	Account Symbol				Balances, Beginning of Fiscal Year	Appropriations and Other Obligational Authority <sup>1</sup>	Transfers Borrowings and Investment (Net) <sup>2</sup>	Outlays (Net)	Balances Withdrawn and Other Transactions <sup>3</sup>	Balances, End of Fiscal Year
	Period of Availability	ATA	AID	MAIN SUB						
Construction, Minor Projects, Departmental Administration, Veterans Affairs Fund Resources: Undisbursed Funds	Subtotal		036	0110 000	3,887,932,133.53	1,669,306,745.00	-----	766,371,824.85	5,620,119.96	4,785,246,933.72
	2022-2026		036	0111 000	-----	497,700,000.00	-----	23,283,448.62	-----	474,416,551.38
	2021-2025				354,588,690.89	-----	-----	107,842,525.51	-----	246,746,165.38
	2020-2024				280,723,675.77	-----	-----	81,211,439.02	-----	199,512,236.75
	2019-2023				283,021,866.58	-----	-----	139,805,971.75	-----	143,215,894.83
	2018-2022				<sup>4</sup> 111,335,686.75	-----	-----	56,819,864.03	-----	54,515,822.72
	2017-2021				50,960,923.45	-----	-----	13,654,687.78	-----	37,306,235.67
	2016-2020				52,464,870.45	-----	-----	-607,496.40	-----	53,072,366.85
	2015-2019				16,482,175.14	-----	-----	-4,134,217.11	-----	20,616,392.25
	2014-2018				<sup>4</sup> 19,604,948.05	-----	-----	7,817,477.86	-----	11,787,470.19
	2013-2017				<sup>4</sup> 16,196,049.40	-----	-----	2,059,615.43	14,136,433.97	-----
	No Year				<sup>4</sup> 443,423,519.62	625,753,680.00	-----	149,520,524.08	-----	919,656,675.54
	Subtotal		036	0111 000	1,628,802,406.10	1,123,453,680.00	-----	577,273,840.57	14,136,433.97	2,160,845,811.56
National Cemetery Administration, Veterans Health Administration, Veterans Affairs Fund Resources: Undisbursed Funds	2022-2023		036	0129 000	-----	2,000,000.00	-----	-----	-----	2,000,000.00
	2022				-----	392,000,000.00	-----	295,185,202.42	-----	96,814,797.58
	2021-2022				5,000,000.00	-----	8,600,000.00	13,600,000.00	-----	-----
	2021				76,246,630.47	-----	-8,600,000.00	54,265,630.13	-----	13,381,000.34
	2020-2021				10,148,530.27	-----	-----	7,683,355.60	-----	2,465,174.67
	2020				9,239,505.65	-----	-----	4,330,310.33	-----	4,909,195.32
	2019				3,298,526.08	-----	-----	1,369,484.91	-----	1,929,041.17
	2018-2019				193.49	-----	-----	-----	-----	193.49
	2018				2,174,776.25	-----	-----	478,285.63	-----	1,696,490.62
	2017				1,362,518.61	-----	-1,363,676.10	-1,157.49	-----	-----
	No Year				43,563.32	-----	-----	-2,721.30	-----	46,284.62
	Subtotal		036	0129 000	107,514,244.14	394,000,000.00	-1,363,676.10	376,908,390.23	-----	123,242,177.81
General Administration, Departmental Administration, Veterans Affairs Fund Resources: Undisbursed Funds	2022-2023		036	0142 000	-----	5,370,000.00	-----	-----	-----	5,370,000.00
	2022				-----	395,830,000.00	-----	226,591,181.43	-----	169,238,818.57
	2021-2022				5,000,000.00	-----	3,200,000.00	8,199,728.50	-----	271.50
	2021				194,328,693.31	-----	-3,200,000.00	158,232,742.03	-----	32,895,951.28
	2020-2021				1,580,751.31	-----	-----	1,521,112.16	-----	59,639.15
	2020				25,007,025.73	-----	-----	10,528,452.95	-----	14,478,572.78
	2019-2020				101,863.89	-----	-----	-----	-----	101,863.89
	2019				15,251,592.72	-----	-----	1,593,299.17	-----	13,658,293.55

Footnotes at End of Chapter

## Appropriations, Outlays, and Balances - Continued

Appropriation or Fund Account  Title	Account Symbol				Balances, Beginning of Fiscal Year	Appropriations and Other Obligational Authority <sup>1</sup>	Transfers Borrowings and Investment (Net) <sup>2</sup>	Outlays (Net)	Balances Withdrawn and Other Transactions <sup>3</sup>	Balances, End of Fiscal Year	
	Period of Availability	ATA	AID	MAIN							SUB
	2018-2019				84,626.98	-----	-----	-----	-----	84,626.98	
	2018				21,604,089.32	-----	-----	6,710,003.01	-----	14,894,086.31	
	2017-2018				1,815.11	-----	-----	-----	-----	1,815.11	
	2017				10,635,115.51	-----	-12,030,341.06	-1,466,950.91	71,725.36	-----	
	No Year				1,507,059.16	18,034,285.00	-----	218,699.67	-----	19,322,644.49	
	Subtotal		036	0142	000	275,102,633.04	419,234,285.00	-12,030,341.06	412,128,268.01	71,725.36	270,106,583.61
General Operating Expenses, Veterans Benefits Administration, Veterans Affairs											
Fund Resources:											
Undisbursed Funds	2021-2023		036	0151	000	262,000,000.00	-----	-----	120,595,408.39	-----	141,404,591.61
	2022					-----	3,453,813,000.00	-----	2,001,202,607.41	-----	1,452,610,392.59
	2021-2022					20,000,000.00	89,000,000.00	32,851,992.91	133,619,904.00	-----	8,232,088.91
	2021					1,371,150,918.33	-----	-32,851,992.91	973,997,505.94	-----	364,301,419.48
	2020-2021					262,830,371.20	-----	-----	184,323,630.03	-----	78,506,741.17
	2020					337,478,486.76	-----	-----	51,124,917.30	-----	286,353,569.46
	2019					60,688,878.69	-----	-----	542,274.41	-----	60,146,604.28
	2018					40,986,623.27	-----	-----	40,077.43	-----	40,946,545.84
	2017					75,258,740.14	-----	-56,743,870.24	18,514,869.90	-----	-----
	No Year					51,787.50	-----	-----	-----	-----	51,787.50
	Subtotal		036	0151	000	2,430,445,805.89	3,542,813,000.00	-56,743,870.24	3,483,961,194.81	-----	2,432,553,740.84
Information Technology Systems, Departmental Administration, Veterans Affairs											
Fund Resources:											
Undisbursed Funds	2021-2025		036	0167	000	-----	-----	5,895,000.00	-----	-----	5,895,000.00
	2022-2023					-----	496,005,700.00	-----	177,432,490.61	-----	318,573,209.39
	2022					-----	4,338,801,300.00	-----	2,759,577,591.86	-----	1,579,223,708.14
	2021-2022					441,230,274.23	-66,526,706.00	-----	332,176,950.90	-----	42,526,617.33
	2021					1,592,327,608.68	-----	-----	1,285,593,354.70	-----	306,734,253.98
	2020-2021					636,249,229.63	-----	-----	555,289,228.73	-----	80,960,000.90
	2020					110,802,256.43	-----	-----	59,292,934.29	-----	51,509,322.14
	2019-2020					3,166,638.03	-----	-----	633,849.18	-----	2,532,788.85
	2019					32,895,443.99	-----	-----	943,255.00	-----	31,952,188.99
	2018-2019					9,767,041.60	-----	-----	78,168.27	-----	9,688,873.33
	2018					52,084,733.25	-----	-----	1,880,949.77	-----	50,203,783.48
	2017-2018					15,045,238.00	-----	-----	-28,065.48	-----	15,073,303.48
	2017					47,235,408.73	-----	-48,022,892.57	-787,483.84	-----	-----
	2016-2017					24,901,993.96	-----	-24,635,434.63	92,094.34	174,464.99	-----
	No Year					5,666,243.30	670,000,000.00	-----	256,625,156.74	-----	419,041,086.56
	Subtotal		036	0167	000	2,971,372,109.83	5,438,280,294.00	-66,763,327.20	5,428,800,475.07	174,464.99	2,913,914,136.57

Footnotes at End of Chapter

Appropriations, Outlays, and Balances - Continued

Appropriation or Fund Account  Title	Account Symbol				Balances, Beginning of Fiscal Year	Appropriations and Other Obligational Authority <sup>1</sup>	Transfers Borrowings and Investment (Net) <sup>2</sup>	Outlays (Net)	Balances Withdrawn and Other Transactions <sup>3</sup>	Balances, End of Fiscal Year
	Period of Availability	ATA	AID	MAIN						
Office of Inspector General, Departmental Administration, Veterans Affairs Fund Resources: Undisbursed Funds	2022-2023		036	0170	000	----- 5,300,000.00	-----	-----	-----	5,300,000.00
	2022					----- 233,700,000.00	-----	207,788,856.68	-----	25,911,143.32
	2021-2022					13,000,000.00	----- 1,000,000.00	13,559,423.08	-----	440,576.92
	2020-2022					440,331.60	-----	417,703.43	-----	22,628.17
	2021					23,118,730.71	----- -1,000,000.00	18,568,368.67	-----	3,550,362.04
	2020-2021					3,324,199.47	-----	2,098,244.35	-----	1,225,955.12
	2020					1,434,650.67	-----	967,370.47	-----	1,183,925.64
	2019-2020					1,638,129.33	-----	967,370.47	-----	670,758.86
	2019					802,592.34	-----	73,781.61	-----	728,810.73
	2018-2019					24,678.34	-----	-----	-----	24,678.34
	2018					530,783.89	-----	-2,465.53	-----	533,249.42
	2017-2018					949,786.83	-----	-----	-----	949,786.83
	2017					1,927,849.54	----- -1,890,802.29	37,047.25	-----	-----
	2016-2017					1,040,546.55	----- -1,040,546.55	-----	-----	-----
	No Year					10,000,810.47	-----	6,367,676.00	-----	3,633,134.47
	Subtotal		036	0170	000	58,233,089.74	239,000,000.00	-2,931,348.84	250,126,731.04	44,175,009.86
Grants for Construction of State Extended Care Facilities, Departmental Administration, Veterans Affairs Fund Resources: Undisbursed Funds	2020-2021		036	0181	000	150,000,000.00	-----	-----	47,219,878.61	102,780,121.39
	No Year					1,087,088,618.00	50,000,000.00	-----	169,600,157.56	967,488,460.44
	Subtotal		036	0181	000	1,237,088,618.00	50,000,000.00	-----	216,820,036.17	1,070,268,581.83
Grants for the Construction of State Veterans Cemeteries, Departmental Administration, Veterans Affairs Fund Resources: Undisbursed Funds	No Year		036	0183	000	96,774,323.77	48,500,000.00	-----	29,372,969.10	115,901,354.67
Board of Veterans Appeals, Departmental Administration, Veterans Affairs Fund Resources: Undisbursed Funds	2022-2023		036	1122	000	-----	15,000,000.00	-----	-----	15,000,000.00
	2021-2023					9,092,087.19	-----	4,000,322.90	-----	5,091,764.29
	2022					-----	213,000,000.00	-----	201,459,015.11	11,540,984.89
	2021-2022					800,000.00	5,800,000.00	600,000.00	7,200,000.00	-----
	2021					13,930,015.70	-----	-600,000.00	12,552,053.13	777,962.57
	2020-2021					75,559.98	-----	-----	49,943.64	25,616.34
	2020					220,307.74	-----	-----	88,519.25	131,788.49
	2019					455,498.09	-----	-----	4,622.54	450,875.55
	2018					2,964,727.92	-----	-----	829.47	2,963,898.45
	2017					4,724,374.00	-----	-4,724,613.62	-239.62	-----

Footnotes at End of Chapter

## Appropriations, Outlays, and Balances - Continued

Appropriation or Fund Account  Title	Account Symbol				Balances, Beginning of Fiscal Year	Appropriations and Other Obligational Authority <sup>1</sup>	Transfers Borrowings and Investment (Net) <sup>2</sup>	Outlays (Net)	Balances Withdrawn and Other Transactions <sup>3</sup>	Balances, End of Fiscal Year	
	Period of Availability	ATA	AID	MAIN							SUB
	Subtotal		036	1122	000	32,262,570.62	233,800,000.00	-4,724,613.62	225,355,066.42	-----	35,982,890.58
Veterans Electronic Health Record, Departmental Administration, Veterans Affairs Fund Resources:											
Undisbursed Funds	2022-2024		036	1123	000	-----	2,500,000,000.00	-----	371,669,502.94	-----	2,128,330,497.06
	2021-2023					2,253,668,033.63	-200,000,000.00	-----	1,031,644,002.71	-----	1,022,024,030.92
	2020-2022					513,751,491.55	-----	-----	225,145,024.29	-----	288,606,467.26
	2019-2021					152,441,559.31	-----	-----	34,182,761.53	-----	118,258,797.78
	2018-2020					44,332,428.00	-----	-----	6,961,151.09	-----	37,371,276.91
	Subtotal		036	1123	000	2,964,193,512.49	2,300,000,000.00	-----	1,669,602,442.56	-----	3,594,591,069.93
Recurring Expenses Transformational Fund, Departmental Administration, Veterans Affairs Fund Resources:											
Undisbursed Funds	No Year		036	1124	000	868,132,853.32	-----	1,011,646,581.95	-----	<sup>5</sup> 820,000,000.00	1,059,779,435.27
Asset and Infrastructure Review, Departmental Administration, Veterans Affairs Fund Resources:											
Undisbursed Funds	2022-2023		036	1130	000	-----	5,000,000.00	-----	-----	-----	5,000,000.00
<b>Special Fund Accounts</b>											
National Cemetery Administration Facilities Operation Fund, Veterans Affairs Fund Resources:											
Undisbursed Funds	No Year		036	5392	000	492,863.32	285,483.31	-----	474.14	-----	777,872.49
<b>Public Enterprise Funds</b>											
Pershing Hall Revolving Fund, Veterans Affairs Fund Resources:											
Undisbursed Funds	No Year		036	4018	000	3,444,784.31	-----	-----	-249,775.27	-----	3,694,559.58
<b>Intragovernmental Funds</b>											
Supply Fund, Veterans Affairs Fund Resources:											
Undisbursed Funds	No Year		036	4537	000	284,121,403.22	-----	-10,000,000.00	-112,214,719.81	-----	386,336,123.03
Franchise Fund, Veterans Affairs Fund Resources:											
Undisbursed Funds	No Year		036	4539	000	411,801,791.40	-----	-----	-108,550,899.62	-----	520,352,691.02
<b>Trust Fund Accounts</b>											
Department of Veterans Affairs Cemetery Gift Fund, Veterans Affairs Fund Resources:											
Undisbursed Funds	No Year		036	8129	000	1,455,261.72	322,119.71	-----	182,360.49	-----	1,595,020.94
<b>Total, Departmental Administration</b>						17,259,170,404.44	15,463,995,607.02	857,089,404.89	13,215,888,678.76	840,002,744.28	19,524,363,993.31
<b>Deductions for Offsetting Receipts</b>											
Proprietary Receipts from the Public						-----	-4,126,948,534.70	-----	-4,657,451,089.81	-----	-----

Footnotes at End of Chapter

Appropriations, Outlays, and Balances - Continued

Appropriation or Fund Account  Title	Account Symbol				Balances, Beginning of Fiscal Year	Appropriations and Other Obligational Authority <sup>1</sup>	Transfers Borrowings and Investment (Net) <sup>2</sup>	Outlays (Net)	Balances Withdrawn and Other Transactions <sup>3</sup>	Balances, End of Fiscal Year	
	Period of Availability	ATA	AID	MAIN							SUB
Intrabudgetary Receipts Deducted by Agency					-----	-66,958,894.09	-----	-66,958,894.09	-----	-----	
Total, Offsetting Receipts					-----	-4,193,907,428.79	-----	-4,724,409,983.90	-----	-----	
Total, Department of Veterans Affairs					87,775,355,442.68	270,620,065,922.99	-4,105,000.00	273,867,305,828.79	844,888,443.41	83,148,619,538.36	
<b>Memorandum</b>											
<b>Financing Accounts</b>											
<b>Public Enterprise Funds</b>											
Vocational Rehabilitation Direct Loan Financing Account, Veterans Affairs Fund Resources:											
Undisbursed Funds	No Year		036	4112	000	660,880.16	-----	-73,175.28	185,829.69	-----	401,875.19
Authority to Borrow from the Treasury						-----	1,350,000.00	-1,350,000.00	-----	-----	-----
Subtotal			036	4112	000	660,880.16	1,350,000.00	-1,423,175.28	185,829.69	-----	401,875.19
Veterans Housing Benefit Program Fund, Loan Sale Securities, Guaranteed Loan Financing Account, Veterans Affairs Fund Resources:											
Undisbursed Funds	No Year		036	4124	000	18,487,861.69	-----	-----	3,106,565.67	-----	15,381,296.02
Veterans Housing Benefit Program Fund Direct Loan Financing Account, Veterans Affairs Fund Resources:											
Undisbursed Funds	No Year		036	4127	000	67,324,597.15	-----	-9,616,539.85	-60,007,850.50	-----	117,715,907.80
Authority to Borrow from the Treasury						-----	112,187,132.56	-112,187,132.56	-----	-----	-----
Subtotal			036	4127	000	67,324,597.15	112,187,132.56	-121,803,672.41	-60,007,850.50	-----	117,715,907.80
Veterans Housing Benefit Program Fund Guaranteed Loan Financing Account, Veterans Affairs Fund Resources:											
Undisbursed Funds	No Year		036	4129	000	7,755,239,212.29	-----	-----	-3,278,920,128.37	-----	11,034,159,340.66
Native American Veteran Housing Direct Loan Financing Account, Veterans Affairs Fund Resources:											
Undisbursed Funds	No Year		036	4130	000	14,605,959.85	-----	6,041,833.04	2,811,870.36	-----	17,835,922.53
Authority to Borrow from the Treasury						-----	15,021,500.00	-15,021,500.00	-----	-----	-----
Subtotal			036	4130	000	14,605,959.85	15,021,500.00	-8,979,666.96	2,811,870.36	-----	17,835,922.53
Guaranteed Transitional Housing Loans for Homeless Veterans Guaranteed Loan Financing Account, Veterans Affairs Fund Resources:											
Undisbursed Funds	No Year		036	4258	000	4,324,531.37	-----	-93,187.27	7,392.04	-----	4,223,952.06
Total, Financing Accounts						7,860,643,042.51	128,558,632.56	-132,299,701.92	-3,332,816,321.11	-----	11,189,718,294.26

Footnotes at End of Chapter

## Appropriations, Outlays, and Balances - Continued

### Footnotes

- 1 The amounts in this column, unless otherwise footnoted, represent appropriations, increases and rescissions in borrowing authority or new contract authority. Appropriation accounts with appropriation transfer activity are presented in Table 1 (Appropriations and Appropriation Transfers) at the end of this chapter.
- 2 The amounts in this column, unless otherwise footnoted, represent transfers - other than appropriation transfers, borrowings (gross), investments (net), unrealized discounts or funds held outside the Treasury.
- 3 The amounts in this column, unless otherwise footnoted, represent obligated balances canceled for fiscal year 2017 pursuant to 31 U.S.C. 1553 and adjustments to borrowing and contract authority.
- 4 The opening balance(s) of the following account(s) have been adjusted during the current fiscal year and do not agree with last year's closing balance(s):

<u>Account Symbol: (ATA, AID, POA, MAIN, SUB)</u>	<u>Adjustment</u>
036 X 0140 000 - Undi sbursed Funds	\$9,508,895.00
036 X 0160 000 - Undi sbursed Funds	\$25,283,518.00
036 X 5287 000 - Undi sbursed Funds	-\$34,792,413.00
036 X 0110 000 - Undi sbursed Funds	-\$49,362,734.08
036 2018-2022 0111 000 - Undi sbursed Funds	\$21,478.00
036 2014-2018 0111 000 - Undi sbursed Funds	\$11,901.05
036 2013-2017 0111 000 - Undi sbursed Funds	\$8,473,625.22
036 X 0111 000 - Undi sbursed Funds	\$40,855,729.81

- 5 Represents capital transfer to miscellaneous receipts.

Appropriations, Outlays, and Balances - Continued

Footnotes

Table 1 - Appropriations and Appropriation Transfers - Department of Veterans Affairs

AID	ATA	Period of Availability	MAIN	Net Appropriations and Appropriation Transfers	Appropriation Amount	Net Appropriation Transfers	AID Involved	ATA Involved	Period of Availability Involved	MAIN Involved	Amount From or To (-)
036		22	0129	392,000,000.00	394,000,000.00	-2,000,000.00	036		2223	0129	-2,000,000.00
036		2223	0129	2,000,000.00	0.00	2,000,000.00	036		22	0129	2,000,000.00
036		X	0140	782,169,346.77	0.00	782,169,346.77	036		X	5287	782,169,346.77
036		22	0140	21,373,476,000.00	21,417,244,000.00	-43,768,000.00	036		22	0169	-42,892,641.00
							036		2223	0169	-875,359.00
036		22	0142	395,830,000.00	401,200,000.00	-5,370,000.00	036		2223	0142	-5,370,000.00
036		2223	0142	5,370,000.00	0.00	5,370,000.00	036		22	0142	5,370,000.00
036		2122	0151	89,000,000.00	0.00	89,000,000.00	036		2122	0160	89,000,000.00
036		22	0152	8,172,504,000.00	8,203,117,000.00	-30,613,000.00	036		22	0169	-30,000,740.00
							036		2223	0169	-612,260.00
036		X	0160	3,088,295,324.12	0.00	3,088,295,324.12	036		X	5287	3,088,295,324.12
036		2122	0160	-104,378,294.00	0.00	-104,378,294.00	036		2122	0151	-89,000,000.00
							036		2122	0167	-9,578,294.00
							036		2122	1122	-5,800,000.00
036		22	0160	57,178,414,000.00	57,397,219,000.00	-218,805,000.00	036		X	0165	-15,000,000.00
							036		22	0169	-199,728,900.00
							036		2223	0169	-4,076,100.00
036		22	0162	6,291,850,000.00	6,384,680,000.00	-92,830,000.00	036		22	0169	-90,973,401.00
							036		2223	0169	-1,856,599.00
036		X	0165	15,000,000.00	0.00	15,000,000.00	036		22	0160	15,000,000.00
036		2122	0167	9,578,294.00	0.00	9,578,294.00	036		2122	0160	9,578,294.00
036		22	0167	4,338,801,300.00	4,545,800,000.00	-206,998,700.00	036		2223	0167	-199,005,700.00
							036		22	0169	-7,833,140.00
							036		2223	0169	-159,860.00
036		2223	0167	496,005,700.00	297,000,000.00	199,005,700.00	036		22	0167	199,005,700.00
036		X	0169	16,321,964.61	0.00	16,321,964.61	036		X	5287	16,321,964.61
036		22	0169	505,688,822.00	0.00	505,688,822.00	036		22	0140	42,892,641.00
							036		22	0152	30,000,740.00
							036		22	0160	199,728,900.00
							036		22	0162	90,973,401.00
							036		22	0167	7,833,140.00
							097		22	0130	134,260,000.00



## Appropriations, Outlays, and Balances - Continued

### Footnotes

Table 1 - Appropriations and Appropriation Transfers - Department of Veterans Affairs

AID	ATA	Period of Availability	MAIN	Net Appropriations and Appropriation Transfers	Appropriation Amount	Net Appropriation Transfers	AID Involved	ATA Involved	Period of Availability Involved	MAIN Involved	Amount From or To (-)
036		2223	0169	10,320,178.00	0.00	10,320,178.00	036		22	0140	875,359.00
							036		22	0152	612,260.00
							036		22	0160	4,076,100.00
							036		22	0162	1,856,599.00
							036		22	0167	159,860.00
							097		22	0130	2,740,000.00
036		22	0170	233,700,000.00	239,000,000.00	-5,300,000.00	036		2223	0170	-5,300,000.00
036		2223	0170	5,300,000.00	0.00	5,300,000.00	036		22	0170	5,300,000.00
036		2122	1122	5,800,000.00	0.00	5,800,000.00	036		2122	0160	5,800,000.00
036		22	1122	213,000,000.00	228,000,000.00	-15,000,000.00	036		2223	1122	-15,000,000.00
036		2223	1122	15,000,000.00	0.00	15,000,000.00	036		22	1122	15,000,000.00
036		X	5287	-3,886,786,635.50	0.00	-3,886,786,635.50	036		X	0140	-782,169,346.77
							036		X	0160	-3,088,295,324.12
							036		X	0169	-16,321,964.61
036	097	X	0165	15,000,000.00	0.00	15,000,000.00	097		22	0130	15,000,000.00
<b>Total</b>				<b>99,659,260,000.00</b>	<b>99,507,260,000.00</b>	<b>152,000,000.00</b>					<b>152,000,000.00</b>

**Appropriations, Outlays, and Balances - Continued**

Appropriation or Fund Account  Title	Account Symbol				Balances, Beginning of Fiscal Year	Appropriations and Other Obligational Authority <sup>1</sup>	Transfers Borrowings and Investment (Net) <sup>2</sup>	Outlays (Net)	Balances Withdrawn and Other Transactions <sup>3</sup>	Balances, End of Fiscal Year	
	Period of Availability	ATA	AID	MAIN SUB							
<b>Corps of Engineers</b>											
<b>General Fund Accounts</b>											
Mississippi River and Tributaries, Corps of Engineers-Civil Fund Resources:											
Undisbursed Funds	No Year		096	3112	000	1,193,762,359.38	2,035,688,000.00	-----	678,869,359.09	63,648.40	2,550,517,351.89
Investigations, Corps of Engineers, Civil Fund Resources:											
Undisbursed Funds	No Year		096	3121	000	299,996,861.94	363,000,000.00	-----	153,010,769.14	-----	509,986,092.80
Construction, Corps of Engineers, Civil Fund Resources:											
Undisbursed Funds	No Year		096	3122	000	26,563,446,633.23	16,858,111,000.00	-----	2,730,861,875.29	138,312,536.00	40,552,383,221.94
Operation and Maintenance, Corps of Engineers-Civil Fund Resources:											
Undisbursed Funds	2020-2021		096	3123	000	12,146,628.68	-----	-----	9,895,929.32	-----	2,250,699.36
	No Year					3,502,594,651.47	5,515,578,618.11	-----	2,505,852,453.30	713,929,751.96	5,798,391,064.32
	Subtotal		096	3123	000	3,514,741,280.15	5,515,578,618.11	-----	2,515,748,382.62	713,929,751.96	5,800,641,763.68
Expenses, Corps of Engineers-Civil Fund Resources:											
Undisbursed Funds	2022-2023		096	3124	000	-----	208,000,000.00	-----	201,210,012.55	-----	6,789,987.45
	2021-2022					9,934,720.24	-----	-----	8,426,388.94	-----	1,508,331.30
	2020-2021					12,292,679.83	-----	-----	5,157,247.81	-----	7,135,432.02
	2019-2020					1,496,095.02	-----	-----	61,203.52	-----	1,434,891.50
	2018-2019					1,756,753.96	-----	-----	2,360.75	-----	1,754,393.21
	2017-2018					1,348,034.55	-----	-----	-----	-----	1,348,034.55
	2016-2017					710,670.26	-----	-----	-----	710,670.26	-----
	No Year					10,952,508.98	70,000,000.00	-----	7,645,777.87	-----	73,306,731.11
	Subtotal		096	3124	000	38,491,462.84	278,000,000.00	-----	222,502,991.44	710,670.26	93,277,801.14
Flood Control and Coastal Emergencies, Corps of Engineers, Civil Fund Resources:											
Undisbursed Funds	No Year		096	3125	000	1,464,662,628.89	1,112,000,000.00	-----	428,906,618.93	-----	2,147,756,009.96
Regulatory Program, Corps of Engineers, Civil Fund Resources:											
Undisbursed Funds	2022-2026		096	3126	000	-----	160,000,000.00	-----	1,973,558.79	-----	158,026,441.21
	2022-2023					-----	212,000,000.00	-----	183,967,360.21	-----	28,032,639.79
	2021-2022					21,032,271.42	-----	-----	15,504,874.81	-----	5,527,396.61
	2020-2021					6,940,952.32	-----	-----	6,559,650.02	-----	381,302.30
	2019-2020					1,822,672.73	-----	-----	75,471.61	-----	1,747,201.12
	2018-2019					107,430.30	-----	-----	400.47	-----	107,029.83
	2017-2018					79,979.39	-----	-----	44,450.31	-----	35,529.08
	2016-2017					148,786.78	-----	-----	33,924.24	114,862.54	-----
	No Year					1,611,569.83	-----	-----	141,100.58	-----	1,470,469.25

Footnotes at End of Chapter

## Appropriations, Outlays, and Balances - Continued

Appropriation or Fund Account  Title	Account Symbol				Balances, Beginning of Fiscal Year	Appropriations and Other Obligational Authority <sup>1</sup>	Transfers Borrowings and Investment (Net) <sup>2</sup>	Outlays (Net)	Balances Withdrawn and Other Transactions <sup>3</sup>	Balances, End of Fiscal Year	
	Period of Availability	ATA	AID	MAIN							SUB
	Subtotal		096	3126	000	31,743,662.77	372,000,000.00	-----	208,300,791.04	114,862.54	195,328,009.19
Washington Aqueduct Capital Improvements, Corps of Engineers-Civil Fund Resources:											
Undisbursed Funds	No Year		096	3128	000	4,095.06	-----	-----	-----	-----	4,095.06
Formerly Utilized Sites Remedial Action Program, Corps of Engineers-Civil Fund Resources:											
Undisbursed Funds	No Year		096	3130	000	267,007,461.19	300,000,000.00	-----	174,261,296.06	-----	392,746,165.13
Office of Assistant Secretary of the Army for Civil Works, Corps of Engineers-Civil Fund Resources:											
Undisbursed Funds	2022-2023		096	3132	000	-----	5,000,000.00	-----	2,172,028.39	-----	2,827,971.61
	2021-2022					3,538,655.90	-----	-----	3,306,870.79	-----	231,785.11
	2020-2021					20,650.99	-----	-----	10,194.99	-----	10,456.00
	2019-2020					257,973.85	-----	-----	442.42	-----	257,531.43
	2018-2019					388,947.67	-----	-----	-----	-----	388,947.67
	2017-2018					65,805.67	-----	-----	-159.99	-----	65,965.66
	2016-2017					108,774.56	-----	-----	-282.70	109,057.26	-----
	No Year					166,981.33	-----	-----	-----	-----	166,981.33
	Subtotal		096	3132	000	4,547,789.97	5,000,000.00	-----	5,489,093.90	109,057.26	3,949,638.81
Water Infrastructure Finance and Innovation Program Account, Corps of Engineers-Civil Fund Resources:											
Undisbursed Funds	2022-2023		096	3139	000	-----	2,200,000.00	-----	932,389.98	-----	1,267,610.02
	2021-2022					1,804,579.24	-----	-----	1,270,970.04	-----	533,609.20
	No Year					12,000,000.00	80,000,000.00	-----	285,438.55	-----	91,714,561.45
	Subtotal		096	3139	000	13,804,579.24	82,200,000.00	-----	2,488,798.57	-----	93,515,780.67
<b>Special Fund Accounts</b>											
Hydraulic Mining in California, Debris Fund, Corps of Engineers-Civil Fund Resources:											
Undisbursed Funds	No Year		096	5066	000	<sup>4</sup> 189,934.69	105,771.37	-----	-----	-----	295,706.06
Payments to States, Flood Control Act of 1954, Corps of Engineers - Civil Fund Resources:											
Undisbursed Funds	No Year		096	5090	000	<sup>5</sup> 2,232.99	14,585,537.59	-----	14,585,537.59	-----	2,232.99
Maintenance and Operation of Dams and Other Improvements of Navigable Waters, Corps of Engineers - Civil Fund Resources:											
Undisbursed Funds	No Year		096	5125	000	<sup>6</sup> 37,717,751.07	10,551,849.35	-----	5,481,745.96	-----	42,787,854.46
Interagency America the Beautiful Pass Revenues, Corps of											

Footnotes at End of Chapter

Appropriations, Outlays, and Balances - Continued

Appropriation or Fund Account  Title	Account Symbol				Balances, Beginning of Fiscal Year	Appropriations and Other Obligational Authority <sup>1</sup>	Transfers Borrowings and Investment (Net) <sup>2</sup>	Outlays (Net)	Balances Withdrawn and Other Transactions <sup>3</sup>	Balances, End of Fiscal Year
	Period of Availability	ATA	AID	MAIN SUB						
Engineers-Civil Fund Resources: Undisbursed Funds	No Year		096	5570 000	4,070,577.32	2,831,306.68	-----	1,827,489.22	-----	5,074,394.78
Special Use Permit Fees, Corps of Engineers-Civil Fund Resources: Undisbursed Funds	No Year		096	5607 000	1,506,165.27	2,248,644.74	-----	615,581.57	-----	3,139,228.44
<b>Intragovernmental Funds</b>										
Revolving Fund, Corps of Engineers, Civil Fund Resources: Undisbursed Funds	No Year		096	4902 000	2,217,649,632.26	-----	-----	77,407,844.38	-----	2,140,241,787.88
<b>Trust Fund Accounts</b>										
South Dakota Terrestrial Wildlife Habitat Restoration Trust Fund, Corps of Engineers - Civil Fund Resources: Undisbursed Funds	No Year		096	8217 000	-----	2,020,532.89	-2,020,532.89	-----	-----	-----
Unrealized Discount on Investments					-400,321.20	-----	-4,071.09	-----	-----	-404,392.29
Investments in US Treasury Securities					116,904,608.45	-----	2,024,603.98	-----	-----	118,929,212.43
Subtotal			096	8217 000	116,504,287.25	2,020,532.89	-----	-----	-----	118,524,820.14
Coastal Wetlands Restoration Trust Fund, Corps of Engineers - Civil Fund Resources: Undisbursed Funds	No Year		096	8333 000	4,038,070.75	68,920,479.03	-----	59,836,643.32	-----	13,121,906.46
Inland Waterways Trust Fund - Treasury Managed, Corps of Engineers - Civil Fund Resources: Undisbursed Funds	No Year		096	8861 000	11,155,985.84	-21,103,608.36	16,225,622.52	-----	-----	6,278,000.00
Transfer To: Corps of Engineers, Civil	No Year	096	096	8861 000	-----	146,549,811.56	-----	146,549,811.56	-----	-----
Investments in US Treasury Securities					210,412,938.01	-----	-16,225,622.52	-----	-----	194,187,315.49
Subtotal			096	8861 000	221,568,923.85	125,446,203.20	-----	146,549,811.56	-----	200,465,315.49
Rivers and Harbors Contributed and Advance Funds, Corps of Engineers, Civil Fund Resources: Undisbursed Funds	No Year		096	8862 000	2,184,565,933.65	736,985,506.60	-----	473,763,671.01	-----	2,447,787,769.24
Harbor Maintenance Trust Fund - Treasury Managed, Corps of Engineers - Civil Fund Resources: Undisbursed Funds	No Year		096	8863 000	131,076,559.37	183,558,114.16	-158,541,411.69	-----	-----	156,093,261.84
Transfer To: Corps of Engineers	No Year	096	096	8863 000	-----	1,746,114,702.94	-----	1,746,114,702.94	-----	-----
Unrealized Discount on Investments					-5,312,048.89	-----	-87,946,354.30	-----	-----	-93,258,403.19
Investments in US Treasury Securities					9,123,957,519.68	-----	246,487,765.99	-----	-----	9,370,445,285.67
Subtotal			096	8863 000	9,249,722,030.16	1,929,672,817.10	-----	1,746,114,702.94	-----	9,433,280,144.32

Footnotes at End of Chapter

## Appropriations, Outlays, and Balances - Continued

Appropriation or Fund Account	Account Symbol					Balances, Beginning of Fiscal Year	Appropriations and Other Obligational Authority <sup>1</sup>	Transfers Borrowings and Investment (Net) <sup>2</sup>	Outlays (Net)	Balances Withdrawn and Other Transactions <sup>3</sup>	Balances, End of Fiscal Year
Title	Period of Availability	ATA	AID	MAIN	SUB						
<b>Deductions for Offsetting Receipts</b>											
Proprietary Receipts from the Public						-----	-1,464,727,805.20	-----	-1,464,727,805.20	-----	-----
Intrabudgetary Receipts Deducted by Agency						-----	-446,573.60	-----	-446,573.60	-----	-----
Total, Offsetting Receipts						-----	-1,465,174,378.80	-----	-1,465,174,378.80	-----	-----
Total, Corps of Engineers						47,429,744,353.92	28,349,771,887.86	-----	8,181,448,624.83	853,240,526.42	66,744,827,090.53

Footnotes at End of Chapter

---

**Footnotes**

---

- 1 The amounts in this column, unless otherwise footnoted, represent appropriations, increases and rescissions in borrowing authority or new contract authority. Appropriation accounts with appropriation transfer activity are presented in Table 1 (Appropriations and Appropriation Transfers) at the end of this chapter.
- 2 The amounts in this column, unless otherwise footnoted, represent transfers - other than appropriation transfers, borrowings (gross), investments (net), unrealized discounts or funds held outside the Treasury.
- 3 The amounts in this column, unless otherwise footnoted, represent obligated balances canceled for fiscal year 2017 pursuant to 31 U.S.C. 1553 and adjustments to borrowing and contract authority.
- 4 The opening balance of 096 X 5066 000 has been adjusted during the current fiscal year by \$1,527.00 and does not agree with last year's closing balance.
- 5 The opening balance of 096 X 5090 000 has been adjusted during the current fiscal year by -\$682,656.00 and does not agree with last year's closing balance.
- 6 The opening balance of 096 X 5125 000 has been adjusted during the current fiscal year by -\$603,672.00 and does not agree with last year's closing balance.

## Appropriations, Outlays, and Balances - Continued

### Footnotes

Table 1 - Appropriations and Appropriation Transfers - Corps of Engineers

AID	ATA	Period of Availability	MAIN	Net Appropriations and Appropriation Transfers	Appropriation Amount	Net Appropriation Transfers	AID Involved	ATA Involved	Period of Availability Involved	MAIN Involved	Amount From or To (-)
096		X	3123	5,515,578,618.11	5,446,900,702.15	68,677,915.96	089		X	4045	20,618.11
							096		X	5007	66,998,200.04
							096		X	5493	1,659,097.81
096		X	5007	0.00	66,998,200.04	-66,998,200.04	096		X	3123	-66,998,200.04
096		X	5493	0.00	1,659,097.81	-1,659,097.81	096		X	3123	-1,659,097.81
096		X	8333	68,920,479.03	0.00	68,920,479.03	014		X	8151	68,920,479.03
096		X	8861	-146,549,811.56	0.00	-146,549,811.56	096	096	X	8861	-146,549,811.56
096		X	8863	-1,787,388,702.94	0.00	-1,787,388,702.94	069		X	8003	-38,000,000.00
							070		X	8870	-3,274,000.00
							096	096	X	8863	-1,746,114,702.94
096	096	X	8861	146,549,811.56	0.00	146,549,811.56	096		X	8861	146,549,811.56
096	096	X	8863	1,746,114,702.94	0.00	1,746,114,702.94	096		X	8863	1,746,114,702.94
Total				5,543,225,097.14	5,515,558,000.00	27,667,097.14					27,667,097.14

Appropriations, Outlays, and Balances - Continued

Appropriation or Fund Account  Title	Account Symbol				Balances, Beginning of Fiscal Year	Appropriations and Other Obligational Authority <sup>1</sup>	Transfers Borrowings and Investment (Net) <sup>2</sup>	Outlays (Net)	Balances Withdrawn and Other Transactions <sup>3</sup>	Balances, End of Fiscal Year
	Period of Availability	ATA	AID	MAIN SUB						
<b>Other Defense Civil Programs</b>										
<b>Military Retirement</b>										
<b>General Fund Accounts</b>										
Payments to Military Retirement Fund, Defense Fund Resources:										
Undisbursed Funds	2022		097	0040 000	-----	114,463,000,000.00	-----	114,463,000,000.00	-----	-----
<b>Trust Fund Accounts</b>										
Department of Defense Military Retirement Fund Fund Resources:										
Undisbursed Funds	No Year		097	8097 000	74,566,443.62	235,317,846,714.81	-163,250,048,803.02	71,531,836,937.08	-----	610,527,418.33
Unrealized Discount on Investments					-9,243,685,904.16	-----	-----	-----	-----	-9,243,685,904.16
Unamortized Premium and Discount					-8,650,770,735.01	-----	597,692,969.33	-----	-----	-8,053,077,765.68
Investments in US Treasury Securities					1,031,999,890,195.49	-----	162,652,355,833.69	-----	-----	1,194,652,246,029.18
Subtotal			097	8097 000	1,014,179,999,999.94	235,317,846,714.81	-----	71,531,836,937.08	-----	1,177,966,009,777.67
Total, Military Retirement					1,014,179,999,999.94	349,780,846,714.81	-----	185,994,836,937.08	-----	1,177,966,009,777.67
<b>Retiree Health Care</b>										
<b>General Fund Accounts</b>										
Payment to Department of Defense Medicare-Eligible Retiree Health Care Fund Fund Resources:										
Undisbursed Funds	No Year		097	0850 000	-----	7,503,000,000.00	-----	7,503,000,000.00	-----	-----
<b>Special Fund Accounts</b>										
Department of Defense, Medicare-Eligible Retiree Health Care Fund Fund Resources:										
Undisbursed Funds	No Year		097	5472 000	161,068,976.06	43,305,719,065.27	-32,126,677,457.90	11,174,509,979.67	-----	165,600,603.76
Unrealized Discount on Investments					-2,130,515,409.66	-----	-274,663,374.75	-----	-----	-2,405,178,784.41
Unamortized Premium and Discount					-2,595,028,971.10	-----	179,292,818.82	-----	-----	-2,415,736,152.28
Investments in US Treasury Securities					289,737,898,261.69	-----	32,222,048,013.83	-----	-----	321,959,946,275.52
Subtotal			097	5472 000	285,173,422,856.99	43,305,719,065.27	-----	11,174,509,979.67	-----	317,304,631,942.59
Total, Retiree Health Care					285,173,422,856.99	50,808,719,065.27	-----	18,677,509,979.67	-----	317,304,631,942.59
<b>Educational Benefits</b>										
<b>Trust Fund Accounts</b>										
Department of Defense, Education Benefits Fund Fund Resources:										
Undisbursed Funds	No Year		097	8098 000	100,000.00	105,360,662.85	45,152,863.00	150,513,525.85	-----	100,000.00
Unrealized Discount on Investments					-1,693,489.90	-----	-3,578,075.85	-----	-----	-5,271,565.75
Investments in US Treasury Securities					1,008,707,266.62	-----	-41,574,787.15	-----	-----	967,132,479.47
Subtotal			097	8098 000	1,007,113,776.72	105,360,662.85	-----	150,513,525.85	-----	961,960,913.72
Total, Educational Benefits					1,007,113,776.72	105,360,662.85	-----	150,513,525.85	-----	961,960,913.72

Footnotes at End of Chapter



**Appropriations, Outlays, and Balances - Continued**

Appropriation or Fund Account  Title	Account Symbol				Balances, Beginning of Fiscal Year	Appropriations and Other Obligational Authority <sup>1</sup>	Transfers Borrowings and Investment (Net) <sup>2</sup>	Outlays (Net)	Balances Withdrawn and Other Transactions <sup>3</sup>	Balances, End of Fiscal Year	
	Period of Availability	ATA	AID	MAIN							SUB
<b>American Battle Monuments Commission</b>											
<b>General Fund Accounts</b>											
Salaries and Expenses, American Battle Monuments Commission											
Fund Resources:											
Undisbursed Funds	No Year		074	0100	000	84,655,712.49	87,500,000.00	19,404,455.30	93,175,586.19	-----	98,384,581.60
Funds Held Outside the Treasury						5,219.65	-----	95,544.70	-----	-----	100,764.35
	Subtotal		074	0100	000	84,660,932.14	87,500,000.00	19,500,000.00	93,175,586.19	-----	98,485,345.95
Foreign Currency Fluctuations Account, American Battle Monuments Commission											
Fund Resources:											
Undisbursed Funds	No Year		074	0101	000	19,555,706.68	-----	-19,500,000.00	-----	-----	55,706.68
<b>Trust Fund Accounts</b>											
Contributions, American Battle Monuments Commission											
Fund Resources:											
Undisbursed Funds	No Year		074	8569	000	2,381,178.57	202,614.50	-----	621,160.19	-----	1,962,632.88
<b>Total, American Battle Monuments Commission</b>						<b>106,597,817.39</b>	<b>87,702,614.50</b>	<b>-----</b>	<b>93,796,746.38</b>	<b>-----</b>	<b>100,503,685.51</b>
<b>Armed Forces Retirement Home</b>											
<b>General Fund Accounts</b>											
General Fund Payment, Armed Forces Retirement Home Trust Fund, Armed Forces Retirement Home											
Fund Resources:											
Undisbursed Funds	2022-2023		084	0100	000	-----	25,000,000.00	-----	25,000,000.00	-----	-----
<b>Trust Fund Accounts</b>											
Armed Forces Retirement Home Trust Fund, Armed Forces Retirement Home											
Fund Resources:											
Undisbursed Funds	2022-2023		084	8522	000	-----	51,600,000.00	-----	48,664,144.67	-----	2,935,855.33
	2021-2022					2,502,703.98	11,526,000.00	-----	12,972,897.20	-----	1,055,806.78
	2020-2021					632,716.31	-----	-----	102,397.49	-----	530,318.82
	2020					333,567.95	465,000.00	-----	598,457.82	-----	200,110.13
	2019					578,847.62	-----	-----	1.12	-----	578,846.50
	2018					83,732.60	-----	-----	-----	-----	83,732.60
	2017					613.20	-----	-613.20	-----	-----	-----
	No Year					2,297,536.54	7,811,282.11	-4,597,363.68	3,169,184.62	-----	2,342,270.35
Investments in US Treasury Securities						94,862,519.71	-----	4,597,976.88	-----	-----	99,460,496.59
	Subtotal		084	8522	000	101,292,237.91	71,402,282.11	-----	65,507,082.92	-----	107,187,437.10
<b>Total, Armed Forces Retirement Home</b>						<b>101,292,237.91</b>	<b>96,402,282.11</b>	<b>-----</b>	<b>90,507,082.92</b>	<b>-----</b>	<b>107,187,437.10</b>
<b>Cemeterial Expenses</b>											
<b>General Fund Accounts</b>											

Footnotes at End of Chapter

Appropriations, Outlays, and Balances - Continued

Appropriation or Fund Account  Title	Account Symbol				Balances, Beginning of Fiscal Year	Appropriations and Other Obligational Authority <sup>1</sup>	Transfers Borrowings and Investment (Net) <sup>2</sup>	Outlays (Net)	Balances Withdrawn and Other Transactions <sup>3</sup>	Balances, End of Fiscal Year	
	Period of Availability	ATA	AID	MAIN							SUB
Salaries and Expenses, Cemeterial Expenses, Army Fund Resources: Undisbursed Funds	2022-2024		021	1805	000	----- 15,000,000.00	-----	2,523,450.77	-----	12,476,549.23	
	2021-2023					3,811,841.13	-----	9,602,132.59	-----	<sup>4</sup> -5,790,291.46	
	2022					----- 72,000,000.00	-----	45,411,907.16	-----	26,588,092.84	
	2020-2022					4,906,355.04	-----	2,066,749.46	-----	2,839,605.58	
	2021					34,723,812.23	-----	17,116,885.52	-----	17,606,926.71	
	2019-2021					-8,300,196.61	-----	-6,160,136.54	-----	<sup>4</sup> -2,140,060.07	
	2020					10,452,163.30	-----	723,857.30	-----	9,728,306.00	
	2018-2020					194,557.32	-----	55,138.98	-----	139,418.34	
	2019					10,521,880.42	-----	7,310,376.34	-----	3,211,504.08	
	2017-2019					235,208.67	-----	17,546.91	-----	217,661.76	
	2018					1,320,129.90	-----	-273.06	-----	1,320,402.96	
	2016-2018					92,773.07	-----	-6,515.00	-----	99,288.07	
	2017					1,762,781.21	-----	-15,810.47	1,778,591.68	-----	
	No Year					3,626,249.44	-----	206.69	-----	3,626,042.75	
	Subtotal		021	1805	000	63,347,555.12	87,000,000.00	78,645,516.65	1,778,591.68	69,923,446.79	
Construction, Cemeterial Expenses, Army Fund Resources: Undisbursed Funds	2013-2017		021	1809	000	427,266.42	-----	-----	427,266.42	-----	
	No Year					114,736,820.61	141,000,000.00	6,225,984.96	-----	249,510,835.65	
	Subtotal		021	1809	000	115,164,087.03	141,000,000.00	6,225,984.96	427,266.42	249,510,835.65	
<b>Special Fund Accounts</b>											
National Military Cemeteries Concessions, Army Fund Resources: Undisbursed Funds	No Year		021	5602	000	1,435,728.75	-----	218,173.00	-----	1,217,555.75	
Total, Cemeterial Expenses						179,947,370.90	228,000,000.00	85,089,674.61	2,205,858.10	320,651,838.19	
<b>Forest and Wildlife Conservation, Military Reservations</b>											
<b>Special Fund Accounts</b>											
Wildlife Conservation, Etc., Military Reservations, Navy Fund Resources: Undisbursed Funds	No Year		017	5095	000	2,390,213.53	205,671.70	-----	-223,752.82	-----	2,819,638.05
Wildlife Conservation, Etc., Military Reservations, Army Fund Resources: Undisbursed Funds	No Year		021	5095	000	8,373,555.30	544,997.99	-----	-1,018,691.64	-----	9,937,244.93
Department of Defense, Forest Products Program, Army Fund Resources: Undisbursed Funds	No Year		021	5285	000	43,060,156.75	19,218,280.88	-----	29,217,640.72	-----	33,060,796.91

Footnotes at End of Chapter

## Appropriations, Outlays, and Balances - Continued

Appropriation or Fund Account  Title	Account Symbol				Balances, Beginning of Fiscal Year	Appropriations and Other Obligational Authority <sup>1</sup>	Transfers Borrowings and Investment (Net) <sup>2</sup>	Outlays (Net)	Balances Withdrawn and Other Transactions <sup>3</sup>	Balances, End of Fiscal Year	
	Period of Availability	ATA	AID	MAIN							SUB
Wildlife Conservation, Etc., Military Reservations, Air Force Fund Resources: Undisbursed Funds	No Year		057	5095	000	2,413,504.19	1,617,978.77	-----	1,057,288.23	-----	2,974,194.73
Total, Forest and Wildlife Conservation, Military Reservations						56,237,429.77	21,586,929.34	-----	29,032,484.49	-----	48,791,874.62
<b>Selective Service System</b>											
<b>General Fund Accounts</b>											
Salaries and Expenses, Selective Service System Fund Resources: Undisbursed Funds	2021-2025		090	0400	000	-----	-----	1,837,615.00	-----	-----	1,837,615.00
	2022					-----	29,200,000.00	-----	20,004,177.59	-----	9,195,822.41
	2021					6,416,117.98	-----	-----	5,467,810.68	-----	948,307.30
	2020					1,902,925.11	-----	-----	1,580,868.98	-----	322,056.13
	2019					981,614.80	-----	-----	139,953.82	-----	841,660.98
	2018					707,787.60	-----	-----	-13,387.00	-----	721,174.60
	2017					785,031.51	-----	-----	-----	785,031.51	-----
	Subtotal		090	0400	000	10,793,477.00	29,200,000.00	1,837,615.00	27,179,424.07	785,031.51	13,866,636.42
Total, Selective Service System						10,793,477.00	29,200,000.00	1,837,615.00	27,179,424.07	785,031.51	13,866,636.42
<b>Deductions for Offsetting Receipts</b>											
Proprietary Receipts from the Public						-----	-40,197,135.74	-----	-40,197,135.74	-----	-----
Intrabudgetary Receipts Deducted by Agency						-----	-148,238,723,506.17	-----	-148,238,723,506.17	-----	-----
Total, Offsetting Receipts						-----	-148,278,920,641.91	-----	-148,278,920,641.91	-----	-----
Total, Other Defense Civil Programs						1,300,815,404,966.62	252,878,897,626.97	1,837,615.00	56,869,545,213.16	2,990,889.61	1,496,823,604,105.82

Footnotes at End of Chapter

---

**Footnotes**

---

- 1 The amounts in this column, unless otherwise footnoted, represent appropriations, increases and rescissions in borrowing authority or new contract authority. Appropriation accounts with appropriation transfer activity are presented in Table 1 (Appropriations and Appropriation Transfers) at the end of this chapter.
- 2 The amounts in this column, unless otherwise footnoted, represent transfers - other than appropriation transfers, borrowings (gross), investments (net), unrealized discounts or funds held outside the Treasury.
- 3 The amounts in this column, unless otherwise footnoted, represent obligated balances canceled for fiscal year 2017 pursuant to 31 U.S.C. 1553 and adjustments to borrowing and contract authority.
- 4 Subject to disposition by the administrative agency.

## Appropriations, Outlays, and Balances - Continued

### Footnotes

Table 1 - Appropriations and Appropriation Transfers - Other Defense Civil Programs

AID	ATA	Period of Availability	MAIN	Net Appropriations and Appropriation Transfers	Appropriation Amount	Net Appropriation Transfers	AID Involved	ATA Involved	Period of Availability Involved	MAIN Involved	Amount From or To (-)
021		22	1805	72,000,000.00	87,000,000.00	-15,000,000.00	021		2224	1805	-15,000,000.00
021		2224	1805	15,000,000.00	0.00	15,000,000.00	021		22	1805	15,000,000.00
084		X	8522	-63,591,000.00	0.00	-63,591,000.00	084		20	8522	-465,000.00
							084		2122	8522	-11,526,000.00
							084		2223	8522	-51,600,000.00
084		20	8522	465,000.00	0.00	465,000.00	084		X	8522	465,000.00
084		2122	8522	11,526,000.00	0.00	11,526,000.00	084		X	8522	11,526,000.00
084		2223	8522	51,600,000.00	0.00	51,600,000.00	084		X	8522	51,600,000.00
Total				87,000,000.00	87,000,000.00	-----					-----

**Appropriations, Outlays, and Balances - Continued**

Appropriation or Fund Account  Title	Account Symbol				Balances, Beginning of Fiscal Year	Appropriations and Other Obligational Authority <sup>1</sup>	Transfers Borrowings and Investment (Net) <sup>2</sup>	Outlays (Net)	Balances Withdrawn and Other Transactions <sup>3</sup>	Balances, End of Fiscal Year	
	Period of Availability	ATA	AID	MAIN SUB							
<b>Environmental Protection Agency</b>											
<b>General Fund Accounts</b>											
State and Tribal Assistance Grants, Environmental Protection Agency Fund Resources:											
Undisbursed Funds	2022-2031		068	0103	000	-----	1,628,500,000.00	-----	-----	-----	1,628,500,000.00
	2022-2028					-----	1,550,000,000.00	-----	-----	-----	1,550,000,000.00
	2022-2027					-----	3,000,000,000.00	-----	-----	-----	3,000,000,000.00
	2022-2026					-----	4,765,000,000.00	-----	-----	-----	4,765,000,000.00
	2022-2024					-----	26,970,000,000.00	-----	-----	-----	26,970,000,000.00
	No Year					<sup>4</sup> 8,126,943,833.53	14,450,559,000.00	-----	4,268,036,939.47	-----	18,309,465,894.06
	Subtotal		068	0103	000	8,126,943,833.53	52,364,059,000.00	-----	4,268,036,939.47	-----	56,222,965,894.06
Science and Technology, Environmental Protection Agency Fund Resources:											
Undisbursed Funds	2022-2031		068	0107	000	-----	15,000,000.00	-----	-----	-----	15,000,000.00
	2022-2023					-----	750,174,000.00	-----	487,872,435.03	-----	262,301,564.97
	2021-2022					264,775,554.96	-----	-----	191,988,406.73	-----	72,787,148.23
	2020-2021					82,526,165.20	-----	-----	44,840,716.88	-----	37,685,448.32
	2019-2020					32,896,524.58	-----	-----	14,862,621.12	-----	18,033,903.46
	2018-2019					12,986,398.34	-----	-----	6,283,375.74	-----	6,703,022.60
	2017-2018					6,765,594.64	-----	-----	2,414,750.80	-----	4,350,843.84
	2016-2017					4,329,502.16	-----	-----	378,648.23	-----	<sup>5</sup> 3,950,853.93
	2015-2016					4,262,427.08	-----	-----	-22,849.65	-----	<sup>5</sup> 4,285,276.73
	2014-2015					3,529,056.19	-----	-----	-6,940.61	3,535,996.80	<sup>5</sup> -----
	No Year					150,700.07	-----	-----	20,968.04	-----	129,732.03
	Subtotal		068	0107	000	412,221,923.22	765,174,000.00	-----	748,632,132.31	3,535,996.80	425,227,794.11
Environmental Programs and Management, Environmental Protection Agency Fund Resources:											
Undisbursed Funds	2022-2031		068	0108	000	-----	364,000,000.00	-----	-----	-----	364,000,000.00
	2022-2026					-----	3,188,375,000.00	-----	243,742.48	-----	3,188,131,257.52
	2022-2023					-----	2,964,025,000.00	-10,000.00	1,955,110,354.71	-----	1,008,904,645.29
	2021-2022					977,929,377.95	-----	10,000.00	507,980,794.99	-----	469,958,582.96
	2020-2021					441,044,400.24	-----	-----	193,414,871.03	-----	247,629,529.21
	2019-2020					219,112,506.48	-----	-----	132,741,095.98	-----	86,371,410.50
	2018-2019					98,364,527.90	-----	-----	39,989,517.60	-----	58,375,010.30
	2017-2018					65,317,706.51	-----	-----	17,302,286.93	-----	48,015,419.58
	2016-2017					32,357,215.29	-----	-----	9,123,866.86	-----	<sup>5</sup> 23,233,348.43
	2015-2016					18,046,342.66	-----	-----	1,426,779.59	-----	<sup>5</sup> 16,619,563.07
	2014-2015					17,564,737.72	-----	-----	955,819.60	16,608,918.12	<sup>5</sup> -----
	2008-2009					-5,392.08	-----	-----	-----	-----	<sup>5B</sup> -5,392.08
	No Year					<sup>4</sup> 71,110,179.98	393,866,000.00	-----	42,881,996.32	-----	422,094,183.66

Footnotes at End of Chapter

## Appropriations, Outlays, and Balances - Continued

Appropriation or Fund Account  Title	Period of Availability	Account Symbol				Balances, Beginning of Fiscal Year	Appropriations and Other Obligational Authority <sup>1</sup>	Transfers Borrowings and Investment (Net) <sup>2</sup>	Outlays (Net)	Balances Withdrawn and Other Transactions <sup>3</sup>	Balances, End of Fiscal Year
		ATA	AID	MAIN	SUB						
Funds Held Outside the Treasury	2022-2023				-----	-----	10,000.00	-----	-----	10,000.00	
	2021-2022				10,000.00	-----	-10,000.00	-----	-----	-----	
	Subtotal		068	0108	000	1,940,851,602.65	6,910,266,000.00	-----	2,901,171,126.09	16,608,918.12	5,933,337,558.44
Energy Research and Development, Environmental Protection Agency											
Fund Resources:											
Undisbursed Funds	No Year		068	0109	000	5,284.29	-----	-----	24.57	-----	5,259.72
Buildings and Facilities, Environmental Protection Agency											
Fund Resources:											
Undisbursed Funds	2020-2021		068	0110	000	293,175.00	-----	-----	287,165.00	-----	6,010.00
	No Year					67,367,583.04	34,752,000.00	-----	39,867,293.85	-----	62,252,289.19
	Subtotal		068	0110	000	67,660,758.04	34,752,000.00	-----	40,154,458.85	-----	62,258,299.19
Office of Inspector General, Environmental Protection Agency											
Fund Resources:											
Undisbursed Funds	2022-2026		068	0112	000	-----	125,000.00	-----	89.44	-----	124,910.56
	2022-2023					-----	44,030,000.00	-----	40,670,948.56	-----	3,359,051.44
	2021-2022					7,793,786.07	-----	-----	7,384,850.43	-----	408,935.64
	2020-2021					342,752.74	-----	-----	27,750.04	-----	315,002.70
	2019-2020					756,248.44	-----	-----	-----	-----	756,248.44
	2018-2019					195,650.11	-----	-----	-----	-----	195,650.11
	2017-2018					260,158.86	-----	-----	6,314.20	-----	253,844.66
	2016-2017					175,686.53	-----	-----	-----	-----	<sup>5</sup> 175,686.53
	2015-2016					545,597.38	-----	-----	-----	-----	<sup>5</sup> 545,597.38
	2014-2015					252,732.49	-----	-----	-----	252,732.49	<sup>5</sup> -----
	No Year					-----	46,948,000.00	-----	-16,045,570.85	-----	62,993,570.85
	Subtotal		068	0112	000	10,322,612.62	91,103,000.00	-----	32,044,381.82	252,732.49	69,128,498.31
Abatement, Control and Compliance Loan Program, Environmental											
Protection Agency											
Fund Resources:											
Undisbursed Funds	2008		068	0118	000	-32,529.80	-----	-----	-----	-----	<sup>6</sup> -32,529.80
Payment to the Hazardous Substances Superfund, Environmental											
Protection Agency											
Fund Resources:											
Undisbursed Funds	No Year		068	0250	000	-----	4,675,799,066.66	-----	4,675,799,066.66	-----	-----
Water Infrastructure Finance and Innovation Program Account, Environmental Protection Agency											
Fund Resources:											
Undisbursed Funds	2022-2023		068	0254	000	-----	6,026,000.00	-----	5,393,572.18	-----	632,427.82
	2021-2022					626,963.29	-----	-----	538,769.13	-----	88,194.16
	2020-2021					1,866.41	-----	-----	-----	-----	1,866.41
	2019-2020					249,802.53	-----	-----	184,727.26	-----	65,075.27
	2018-2019					287,329.05	-----	-----	265,694.31	-----	21,634.74
	2017-2018					225.02	-----	-----	-----	-----	225.02

Footnotes at End of Chapter

Appropriations, Outlays, and Balances - Continued

Appropriation or Fund Account  Title	Account Symbol				Balances, Beginning of Fiscal Year	Appropriations and Other Obligational Authority <sup>1</sup>	Transfers Borrowings and Investment (Net) <sup>2</sup>	Outlays (Net)	Balances Withdrawn and Other Transactions <sup>3</sup>	Balances, End of Fiscal Year	
	Period of Availability	ATA	AID	MAIN							SUB
	No Year				<sup>4</sup> 266,376,309.93	185,977,898.70	-----	126,920,456.23	-----	325,433,752.40	
	Subtotal		068	0254	000	267,542,496.23	-----	133,303,219.11	-----	326,243,175.82	
<b>Special Fund Accounts</b>											
Exxon Valdez Settlement Fund, Environmental Protection Agency Fund Resources:											
Undisbursed Funds	No Year		068	5297	000	1.23	-----	-----	-----	1.23	
Pesticide Registration Fund, Environmental Protection Agency Fund Resources:											
Undisbursed Funds	No Year		068	5374	000	16,896,415.52	-----	20,785,652.83	-----	19,664,463.70	
<b>Public Enterprise Funds</b>											
Reregistration and Expedited Processing Revolving Fund, Environmental Protection Agency Fund Resources:											
Undisbursed Funds	No Year		068	4310	000	38,362,324.92	-----	7,024,252.00	-----	31,338,072.92	
Hazardous Waste Electronic Manifest System Fund, Environmental Protection Agency Fund Resources:											
Undisbursed Funds	2017-2019		068	4330	000	1,420.63	-----	-----	-----	1,420.63	
	2016-2018					65,288.06	-----	-----	-----	65,288.06	
	2015-2017					144,349.86	-----	-----	-----	<sup>5</sup> 144,349.86	
	No Year					19,101,246.89	-----	-12,927,756.02	-----	32,029,002.91	
	Subtotal		068	4330	000	19,312,305.44	-----	-12,927,756.02	-----	32,240,061.46	
Damage Assessment and Restoration Revolving Fund, Environmental Protection Agency Fund Resources:											
Undisbursed Funds	No Year		068	4365	000	2,160,915.48	920,511.00	89,707.23	1,047,769.48	-----	2,123,364.23
<b>Intragovernmental Funds</b>											
Working Capital Fund, Environmental Protection Agency Fund Resources:											
Undisbursed Funds	No Year		068	4565	000	109,800,111.75	-----	-----	-3,191,096.50	-----	112,991,208.25
<b>Trust Fund Accounts</b>											
Hazardous Substance Superfund - Treasury Managed. Environmental Protection Agency Fund Resources:											
Undisbursed Funds	2022-2023		068	8145	000	-----	20,786,537.26	-----	20,786,537.26	-----	-----
	2021-2022					-----	11,902,052.60	-----	11,902,052.60	-----	-----
	2020-2021					-----	5,886,748.03	-----	5,838,706.09	-----	48,041.94
	2019-2020					-----	196,195.10	-----	196,195.10	-----	-----
	2018-2019					-----	43,546.27	-----	43,546.27	-----	-----
	No Year					3,916,675.17	4,108,606,730.53	-4,008,839,906.32	-----	-----	103,683,499.38
Transfer To:											
Environmental Protection Agency	No Year	068	068	8145	000	133,787,133.10	1,352,500,000.00	-----	1,345,596,457.12	-----	140,690,675.98

Footnotes at End of Chapter



**Appropriations, Outlays, and Balances - Continued**

Appropriation or Fund Account  Title	Account Symbol					Balances, Beginning of Fiscal Year	Appropriations and Other Obligational Authority <sup>1</sup>	Transfers Borrowings and Investment (Net) <sup>2</sup>	Outlays (Net)	Balances Withdrawn and Other Transactions <sup>3</sup>	Balances, End of Fiscal Year
	Period of Availability	ATA	AID	MAIN	SUB						
Centers for Disease Control, Health and Human Services	No Year	075	068	8145	009	549,773.42	-----	-----	-----	-----	549,773.42
Unrealized Discount on Investments			068	8145	000	-----	-----	-303,209,618.25	-----	-----	-303,209,618.25
Investments in US Treasury Securities						5,047,805,986.62	-----	4,312,049,524.57	-----	-----	9,359,855,511.19
Subtotal			068	8145	000	5,186,059,568.31	5,499,921,809.79	-----	1,384,363,494.44	-----	9,301,617,883.66
Leaking Underground Storage Tank Trust Fund - Treasury Managed, Environmental Protection Agency Fund Resources:											
Undisbursed Funds	No Year		068	8153	000	25,686,289.66	166,122,916.25	-177,992,205.91	-----	-----	13,817,000.00
Transfer To:											
Environmental Protection Agency	No Year	068	068	8153	000	17,854,028.75	85,500,000.00	-----	93,004,546.66	-----	10,349,482.09
Unrealized Discount on Investments						-----	-----	-35,928,651.86	-----	-----	-35,928,651.86
Investments in US Treasury Securities						1,037,121,171.26	-----	213,920,857.77	-----	-----	1,251,042,029.03
Subtotal			068	8153	000	1,080,661,489.67	251,622,916.25	0.00	93,004,546.66	-----	1,239,279,859.26
Inland Oil Spill Programs, Environmental Protection Agency Fund Resources:											
Undisbursed Funds	No Year		068	8221	000	27,350,949.05	20,262,000.00	-----	28,693,882.88	-----	18,919,066.17
<b>Deductions for Offsetting Receipts</b>											
Proprietary Receipts from the Public						-----	-336,308,299.36	-----	-337,077,789.76	-----	-----
Intrabudgetary Receipts Deducted by Agency						-----	-4,675,269,579.91	-----	-4,675,269,579.91	-----	-----
Offsetting Governmental Receipts						-----	-26,472,325.40	-----	-26,472,325.40	-----	-----
Total, Offsetting Receipts						-----	-5,038,050,204.67	-----	-5,038,819,695.07	-----	-----
Total, Environmental Protection Agency						17,306,120,062.15	65,791,387,698.74	89,707.23	9,279,122,399.58	20,397,647.41	73,797,307,930.73
<b>Memorandum</b>											
<b>Financing Accounts</b>											
<b>Public Enterprise Funds</b>											
Water Infrastructure Finance and Innovation Direct Loan Financing Account, Environmental Protection Agency Fund Resources:											
Undisbursed Funds	No Year		068	4372	000	30,836,902.49	-----	810,340,870.67	840,408,727.91	-----	769,045.25
Authority to Borrow from the Treasury						11,360,234,761.96	6,000,000,000.00	-956,690,341.54	-----	2,159,856,227.67	14,243,688,192.75
Subtotal			068	4372	000	11,391,071,664.45	6,000,000,000.00	-146,349,470.87	840,408,727.91	2,159,856,227.67	14,244,457,238.00
Total, Financing Accounts						11,391,071,664.45	6,000,000,000.00	-146,349,470.87	840,408,727.91	2,159,856,227.67	14,244,457,238.00

Footnotes at End of Chapter

---

**Footnotes**

---

- 1 The amounts in this column, unless otherwise footnoted, represent appropriations, increases and rescissions in borrowing authority or new contract authority. Appropriation accounts with appropriation transfer activity are presented in Table 1 (Appropriations and Appropriation Transfers) at the end of this chapter.
- 2 The amounts in this column, unless otherwise footnoted, represent transfers - other than appropriation transfers, borrowings (gross), investments (net), unrealized discounts or funds held outside the Treasury.
- 3 The amounts in this column, unless otherwise footnoted, represent obligated balances canceled for fiscal year 2017 pursuant to 31 U.S.C. 1553 and adjustments to borrowing and contract authority.
- 4 The opening balance(s) of the following account(s) have been adjusted during the current fiscal year and do not agree with last year's closing balance(s):

<u>Account Symbol: (ATA, AID, POA, MAIN, SUB)</u>	<u>Adjustment</u>
068 X 0103 000 - Undi sbursed Funds	-\$100,000.00
068 X 0108 000 - Undi sbursed Funds	\$3,066,520.95
068 X 0254 000 - Undi sbursed Funds	\$23,871,572.10

- 5 Pursuant to Public Law # 106-377, 114 Stat. 1441A-44, the balance for this account has been extended beyond the normal period of availability to liquidate obligations.
- 6 Subject to disposition by the administrative agency.

## Appropriations, Outlays, and Balances - Continued

### Footnotes

**Table 1 - Appropriations and Appropriation Transfers - Environmental Protection Agency**

AID	ATA	Period of Availability	MAIN	Net Appropriations and Appropriation Transfers	Appropriation Amount	Net Appropriation Transfers	AID Involved	ATA Involved	Period of Availability Involved	MAIN Involved	Amount From or To (-)
068		X	0103	14,450,559,000.00	14,495,573,000.00	-45,014,000.00	068		X	0112	-45,014,000.00
068		X	0108	393,866,000.00	390,754,907.48	3,111,092.52	068		X	0112	-1,934,000.00
							068		X	5664	5,045,092.52
068		2226	0108	3,188,375,000.00	3,188,500,000.00	-125,000.00	068		2226	0112	-125,000.00
068		X	0112	46,948,000.00	0.00	46,948,000.00	068		X	0103	45,014,000.00
							068		X	0108	1,934,000.00
068		2226	0112	125,000.00	0.00	125,000.00	068		2226	0108	125,000.00
068		X	4365	920,511.00	0.00	920,511.00	014		X	5198	920,511.00
068		X	5664	0.00	5,045,092.52	-5,045,092.52	068		X	0108	-5,045,092.52
068		X	8145	-1,391,315,079.26	0.00	-1,391,315,079.26	068		1819	8145	-43,546.27
							068		1920	8145	-196,195.10
							068		2021	8145	-5,886,748.03
							068		2122	8145	-11,902,052.60
							068		2223	8145	-20,786,537.26
							068	068	X	8145	-1,352,500,000.00
068		1819	8145	43,546.27	0.00	43,546.27	068		X	8145	43,546.27
068		1920	8145	196,195.10	0.00	196,195.10	068		X	8145	196,195.10
068		2021	8145	5,886,748.03	0.00	5,886,748.03	068		X	8145	5,886,748.03
068		2122	8145	11,902,052.60	0.00	11,902,052.60	068		X	8145	11,902,052.60
068		2223	8145	20,786,537.26	0.00	20,786,537.26	068		X	8145	20,786,537.26
068		X	8153	-85,500,000.00	0.00	-85,500,000.00	068	068	X	8153	-85,500,000.00
068		X	8221	20,262,000.00	0.00	20,262,000.00	070		X	8185	20,262,000.00
068	068	X	8145	1,352,500,000.00	0.00	1,352,500,000.00	068		X	8145	1,352,500,000.00
068	068	X	8153	85,500,000.00	0.00	85,500,000.00	068		X	8153	85,500,000.00
<b>Total</b>				<b>18,101,055,511.00</b>	<b>18,079,873,000.00</b>	<b>21,182,511.00</b>					<b>21,182,511.00</b>

Appropriations, Outlays, and Balances - Continued

Appropriation or Fund Account  Title	Account Symbol					Balances, Beginning of Fiscal Year	Appropriations and Other Obligational Authority <sup>1</sup>	Transfers Borrowings and Investment (Net) <sup>2</sup>	Outlays (Net)	Balances Withdrawn and Other Transactions <sup>3</sup>	Balances, End of Fiscal Year
	Period of Availability	ATA	AID	MAIN	SUB						
<b>Executive Office of the President</b>											
<b>General Fund Accounts</b>											
Salaries and Expenses, Office of the National Cyber Director, Executive Office of the President											
Fund Resources:											
Undisbursed Funds	2022		011	1800	000	-----	21,000,000.00	-----	3,175,884.08	-----	17,824,115.92
	2021					24,906.29	-----	-----	15,007.10	-----	9,899.19
	Subtotal		011	1800	000	24,906.29	21,000,000.00	-----	3,190,891.18	-----	17,834,015.11
<b>The White House</b>											
<b>General Fund Accounts</b>											
Compensation of the President, Executive Office of the President											
Fund Resources:											
Undisbursed Funds	2022		011	0001	000	-----	450,000.00	-----	420,546.80	-----	29,453.20
	2021					24,741.24	-----	-----	19,198.83	-----	5,542.41
	2020					23,109.14	-----	-----	-----	-----	23,109.14
	2019					25,910.80	-----	-----	-----	-----	25,910.80
	2018					32,270.78	-----	-----	-----	-----	32,270.78
	2017					33,585.61	-----	-----	-----	33,585.61	-----
	Subtotal		011	0001	000	139,617.57	450,000.00	-----	439,745.63	33,585.61	116,286.33
Salaries and Expenses, the White House, Executive Office of the President											
Fund Resources:											
Undisbursed Funds	2022		011	0110	000	-----	65,000,000.00	-----	57,201,383.51	-----	7,798,616.49
	2021-2022					-----	-----	180,000.00	179,337.00	-----	663.00
	2021					14,278,571.78	-----	-180,000.00	12,491,399.07	-----	1,607,172.71
	2020					1,731,172.03	-----	-----	577.47	-----	1,730,594.56
	2019					1,420,517.45	-----	-----	252,456.95	-----	1,168,060.50
	2018					1,206,183.71	-----	-----	395,294.38	-----	810,889.33
	2017					1,135,014.76	-----	-----	140,140.20	994,874.56	-----
	Subtotal		011	0110	000	19,771,459.73	65,000,000.00	-----	70,660,588.58	994,874.56	13,115,996.59
Total, The White House						19,911,077.30	65,450,000.00	-----	71,100,334.21	1,028,460.17	13,232,282.92
<b>Executive Residence at the White House</b>											
<b>General Fund Accounts</b>											
White House Repair and Restoration, Executive Office of the President											
Fund Resources:											
Undisbursed Funds	No Year		011	0109	000	3,655,987.88	2,500,000.00	-----	2,925,153.29	-----	3,230,834.59
Operating Expenses, Executive Residence at the White House, Executive Office of the President											
Fund Resources:											
Undisbursed Funds	2022		011	0210	000	-----	14,050,000.00	-----	13,144,816.10	-----	905,183.90
	2021					1,896,085.54	-----	-----	1,036,827.64	-----	859,257.90

Footnotes at End of Chapter

## Appropriations, Outlays, and Balances - Continued

Appropriation or Fund Account  Title	Account Symbol				Balances, Beginning of Fiscal Year	Appropriations and Other Obligational Authority <sup>1</sup>	Transfers Borrowings and Investment (Net) <sup>2</sup>	Outlays (Net)	Balances Withdrawn and Other Transactions <sup>3</sup>	Balances, End of Fiscal Year
	Period of Availability	ATA	AID	MAIN						
	2020				534,959.21	-----	-----	224,139.52	-----	310,819.69
	2019				631,164.24	-----	-----	16,371.79	-----	614,792.45
	2018				684,813.53	-----	-----	-----	-----	684,813.53
	2017				482,784.84	-----	-----	-----	482,784.84	-----
	Subtotal		011	0210	4,229,807.36	14,050,000.00	-----	14,422,155.05	482,784.84	3,374,867.47
<b>Public Enterprise Funds</b>										
Reimbursable Expenses, Executive Residence at the White House, Executive Office of President Fund Resources:										
	No Year		011	4263	25,000.00	-----	-----	-----	-----	25,000.00
Total, Executive Residence at the White House										
					7,910,795.24	16,550,000.00	-----	17,347,308.34	482,784.84	6,630,702.06
<b>Special Assistance to the President and the Official Residence of the Vice President</b>										
<b>General Fund Accounts</b>										
Operating Expenses, Official Residence of the Vice President Fund Resources:										
	2022		011	0211	-----	311,000.00	-----	187,511.21	-----	123,488.79
	2021				147,152.75	-----	-----	96,709.30	-----	50,443.45
	2020				141,988.03	-----	-----	-----	-----	141,988.03
	2019				95,510.26	-----	-----	217.15	-----	95,293.11
	2018				86,789.84	-----	-----	-----	-----	86,789.84
	2017				47,373.81	-----	-----	-----	47,373.81	-----
	Subtotal		011	0211	518,814.69	311,000.00	-----	284,437.66	47,373.81	498,003.22
Salaries and Expenses, Special Assistance to the President, Executive Office of the President Fund Resources:										
	2022		011	1454	-----	4,839,000.00	-----	3,301,954.36	-----	1,537,045.64
	2021				1,050,187.94	-----	-----	582,763.01	-----	467,424.93
	2020				643,020.59	-----	-----	154,819.22	-----	488,201.37
	2019				205,824.80	-----	-----	10,250.10	-----	195,574.70
	2018				306,933.34	-----	-----	1,128.98	-----	305,804.36
	2017				219,376.93	-----	-----	15,762.08	203,614.85	-----
	Subtotal		011	1454	2,425,343.60	4,839,000.00	-----	4,066,677.75	203,614.85	2,994,051.00
Total, Special Assistance to the President and the Official Residence of the Vice President										
					2,944,158.29	5,150,000.00	-----	4,351,115.41	250,988.66	3,492,054.22
<b>Council of Economic Advisers</b>										
<b>General Fund Accounts</b>										
Salaries and Expenses, Council of Economic Advisers, Executive Office										

Footnotes at End of Chapter

Appropriations, Outlays, and Balances - Continued

Appropriation or Fund Account  Title	Account Symbol				Balances, Beginning of Fiscal Year	Appropriations and Other Obligational Authority <sup>1</sup>	Transfers Borrowings and Investment (Net) <sup>2</sup>	Outlays (Net)	Balances Withdrawn and Other Transactions <sup>3</sup>	Balances, End of Fiscal Year
	Period of Availability	ATA	AID	MAIN						
of the President Fund Resources: Undisbursed Funds	2022		011	1900	000	----- 4,120,000.00	----- -----	3,346,188.60	----- -----	773,811.40
	2021					1,079,859.65	----- -----	372,849.12	----- -----	707,010.53
	2020					199,931.56	----- -----	11,458.33	----- -----	188,473.23
	2019					242,331.92	----- -----	----- -----	----- -----	242,331.92
	2018					334,212.51	----- -----	----- -----	----- -----	334,212.51
	2017					318,410.66	----- -----	78,094.68	240,315.98	-----
	Subtotal		011	1900	000	2,174,746.30	----- -----	3,808,590.73	240,315.98	2,245,839.59
Total, Council of Economic Advisers						2,174,746.30	----- -----	3,808,590.73	240,315.98	2,245,839.59
<b>Council on Environmental Quality and Office of Environmental Quality</b>										
<b>General Fund Accounts</b>										
Council on Environmental Quality and Office of Environmental Quality, Executive Fund Resources: Undisbursed Funds	2022-2026		011	1453	000	----- 62,500,000.00	----- -----	----- 3,398,591.06	----- -----	62,500,000.00 801,408.94
	2022					----- 4,200,000.00	----- -----	3,398,591.06	----- -----	801,408.94
	2021					690,670.76	----- -----	436,601.97	----- -----	254,068.79
	2020					206,865.06	----- -----	23,360.00	----- -----	183,505.06
	2019					102,329.14	----- -----	----- -----	----- -----	102,329.14
	2018					466,722.15	----- -----	----- -----	----- -----	466,722.15
	2017					437,228.49	----- -----	----- -----	437,228.49	-----
	Subtotal		011	1453	000	1,903,815.60	66,700,000.00	3,858,553.03	437,228.49	64,308,034.08
<b>Management Funds</b>										
Office of Environmental Quality Management Fund, Council on Environmental Quality and Office of Environmental Quality, Executive Office of the President Fund Resources: Undisbursed Funds	No Year		011	3963	000	482,890.88	----- -----	302,090.06	----- -----	180,800.82
Total, Council on Environmental Quality and Office of Environmental Quality						2,386,706.48	66,700,000.00	4,160,643.09	437,228.49	64,488,834.90
<b>National Security Council and Homeland Security Council</b>										
<b>General Fund Accounts</b>										
Salaries and Expenses, National Security Council, Executive Office of the President Fund Resources: Undisbursed Funds	2022		011	2000	000	----- 12,500,000.00	----- -----	11,744,189.47	----- -----	755,810.53
	2021-2022					----- -----	----- 238,326.00	160,410.00	----- -----	77,916.00
	2021					1,569,018.94	----- -----	-238,326.00	----- -----	198,468.59
	2020					1,587,063.94	----- -----	----- -----	----- -----	1,569,614.32
	2019					848,743.72	----- -----	----- -----	----- -----	848,743.72

Footnotes at End of Chapter

**Appropriations, Outlays, and Balances - Continued**

Appropriation or Fund Account  Title	Account Symbol				Balances, Beginning of Fiscal Year	Appropriations and Other Obligational Authority <sup>1</sup>	Transfers Borrowings and Investment (Net) <sup>2</sup>	Outlays (Net)	Balances Withdrawn and Other Transactions <sup>3</sup>	Balances, End of Fiscal Year	
	Period of Availability	ATA	AID	MAIN							SUB
	2018				774,901.40	-----	-----	-289,323.67	-----	1,064,225.07	
	2017				650,136.35	-----	-----	26,849.64	623,286.71	-----	
	No Year				11,878.73	-----	-----	-----	-----	11,878.73	
	Subtotal		011	2000	000	5,441,743.08	12,500,000.00	-----	12,791,799.41	623,286.71	4,526,656.96
Total, National Security Council and Homeland Security Council						5,441,743.08	12,500,000.00	-----	12,791,799.41	623,286.71	4,526,656.96
<b>Office of Administration</b>											
<b>General Fund Accounts</b>											
Salaries and Expenses, Office of Administration, Executive Office of the President											
Fund Resources:											
Undisbursed Funds											
	2022		011	0038	000	-----	97,500,000.00	-----	73,222,799.99	-----	24,277,200.01
	2021					15,070,863.85	-----	-----	11,449,478.72	-----	3,621,385.13
	2020					1,816,223.52	-----	-----	173,246.94	-----	1,642,976.58
	2019					1,879,804.00	-----	-----	-123,057.79	-----	2,002,861.79
	2018					2,367,145.20	-----	-----	-20.91	-----	2,367,166.11
	2017-2018					445,305.04	-----	-----	-----	-----	445,305.04
	2017					1,202,590.89	-----	-----	-234.80	1,202,825.69	-----
	No Year					28,384,236.90	9,000,000.00	-----	8,620,493.09	-----	28,763,743.81
	Subtotal		011	0038	000	51,166,169.40	106,500,000.00	-----	93,342,705.24	1,202,825.69	63,120,638.47
Presidential Transition Administrative Support, Executive Office of the President											
Fund Resources:											
Undisbursed Funds											
	2021		011	0108	000	97,805.60	-----	-----	2,956.35	-----	94,849.25
	2017					1,076,518.34	-----	-----	2,431.59	1,074,086.75	-----
	Subtotal		011	0108	000	1,174,323.94	-----	-----	5,387.94	1,074,086.75	94,849.25
Intellectual Property Enforcement Coordinator, Executive Office of the President											
Fund Resources:											
Undisbursed Funds											
	2022		011	1751	000	-----	1,838,000.00	-----	633,573.19	-----	1,204,426.81
	2021					1,033,064.59	-----	-----	38,785.00	-----	994,279.59
	2020					324,136.89	-----	-----	-----	-----	324,136.89
	Subtotal		011	1751	000	1,357,201.48	1,838,000.00	-----	672,358.19	-----	2,522,843.29
Total, Office of Administration						53,697,694.82	108,338,000.00	-----	94,020,451.37	2,276,912.44	65,738,331.01
<b>Office of Management and Budget</b>											
<b>General Fund Accounts</b>											
Salaries and Expenses, Office of Management and Budget, Executive Office of the President											
Fund Resources:											
Undisbursed Funds											
	2022-2026		011	0300	000	-----	25,000,000.00	-----	-----	-----	25,000,000.00
	2022					-----	116,000,000.00	-----	99,726,857.82	-----	16,273,142.18
	2021					9,467,803.55	-----	-----	9,042,249.48	-----	425,554.07

Footnotes at End of Chapter

Appropriations, Outlays, and Balances - Continued

Appropriation or Fund Account  Title	Account Symbol				Balances, Beginning of Fiscal Year	Appropriations and Other Obligational Authority <sup>1</sup>	Transfers Borrowings and Investment (Net) <sup>2</sup>	Outlays (Net)	Balances Withdrawn and Other Transactions <sup>3</sup>	Balances, End of Fiscal Year	
	Period of Availability	ATA	AID	MAIN SUB							
	2020				376,755.88	-----	-----	24,439.84	-----	352,316.04	
	2019				891,957.68	-----	-----	172,541.79	-----	719,415.89	
	2018				278,316.45	-----	-----	-1,350.00	-----	279,666.45	
	2017				144,438.19	-----	-----	12,648.00	131,790.19	-----	
	Subtotal		011	0300	000	11,159,271.75	141,000,000.00	-----	108,977,386.93	131,790.19	43,050,094.63
Total, Office of Management and Budget						11,159,271.75	141,000,000.00	-----	108,977,386.93	131,790.19	43,050,094.63
<b>Office of National Drug Control Policy</b>											
<b>General Fund Accounts</b>											
Salaries and Expenses, Office of National Drug Control Policy, Executive Office of the President Fund Resources:											
Undisbursed Funds	2022		011	1457	000	-----	18,952,000.00	-----	14,240,233.89	-----	4,711,766.11
	2021-2022					-----	-----	139,276.00	-----	-----	139,276.00
	2021					5,831,227.45	-----	-139,276.00	-----	-----	2,310,511.00
	2020					2,388,572.28	-----	-----	1,791,425.31	-----	597,146.97
	2019-2020					16,800.43	-----	-----	-----	-----	16,800.43
	2019					2,009,030.05	-----	-----	1,083,896.96	-----	925,133.09
	2018					1,014,360.36	-----	-----	-2,751.00	-----	1,017,111.36
	2017-2018					15,955.83	-----	-----	-----	-----	15,955.83
	2017					909,467.20	-----	-----	-1,444.11	910,911.31	-----
	No Year					74,034.92	-----	-----	-----	-----	74,034.92
	Subtotal		011	1457	000	12,259,448.52	18,952,000.00	-----	20,492,801.50	910,911.31	9,807,735.71
<b>Trust Fund Accounts</b>											
Gifts and Donations, the White House Conference on Drug Abuse and Control, Executive Office of the President Fund Resources:											
Undisbursed Funds	No Year		011	8240	000	35,040.37	-----	-----	1,993.98	-----	33,046.39
Total, Office of National Drug Control Policy						12,294,488.89	18,952,000.00	-----	20,494,795.48	910,911.31	9,840,782.10
<b>Office of Science and Technology Policy</b>											
<b>General Fund Accounts</b>											
Office of Science and Technology Policy, Executive Office of the President Fund Resources:											
Undisbursed Funds	2022		011	2600	000	-----	6,652,000.00	-----	4,817,535.45	-----	1,834,464.55
	2021					1,704,844.40	-----	-----	1,035,853.42	-----	668,990.98
	2020					776,417.85	-----	-----	252,211.69	-----	524,206.16
	2019					470,865.53	-----	-----	-----	-----	470,865.53
	2018					1,768,261.07	-----	-----	-----	-----	1,768,261.07
	2017					787,123.30	-----	-----	-----	787,123.30	-----
	No Year					-51,050.34	-----	-----	-235,598.48	-----	184,548.14

Footnotes at End of Chapter



**Appropriations, Outlays, and Balances - Continued**

Appropriation or Fund Account  Title	Account Symbol				Balances, Beginning of Fiscal Year	Appropriations and Other Obligational Authority <sup>1</sup>	Transfers Borrowings and Investment (Net) <sup>2</sup>	Outlays (Net)	Balances Withdrawn and Other Transactions <sup>3</sup>	Balances, End of Fiscal Year	
	Period of Availability	ATA	AID	MAIN SUB							
Total, Office of Science and Technology Policy	Subtotal		011	2600	000	5,456,461.81	6,652,000.00	-----	5,870,002.08	787,123.30	5,451,336.43
						5,456,461.81	6,652,000.00	-----	5,870,002.08	787,123.30	5,451,336.43
<b>Office of the United States Trade Representative</b>											
<b>General Fund Accounts</b>											
Salaries and Expenses, Office of the United States Trade Representative, Executive Office of the President Fund Resources:											
Undisbursed Funds	2020-2023		011	0400	000	42,792,187.40	-----	-----	3,203,247.84	-----	39,588,939.56
	2022					-----	55,000,000.00	-----	50,225,204.59	-----	4,774,795.41
	2021					6,917,230.03	-----	-----	4,207,432.55	-----	2,709,797.48
	2020					1,055,363.14	-----	-----	-55,090.31	-----	1,110,453.45
	2019					1,243,452.20	-----	-----	-4,986.16	-----	1,248,438.36
	2018					7,645,410.58	-----	-----	78,420.06	-----	7,566,990.52
	2017					6,117,967.82	-----	-----	57,773.80	6,060,194.02	-----
	No Year					2,162,850.93	1,000,000.00	-----	518,402.42	-----	2,644,448.51
	Subtotal		011	0400	000	67,934,462.10	56,000,000.00	-----	58,230,404.79	6,060,194.02	59,643,863.29
General Fund Payment to the Trade Enforcement Trust Fund, Office of the U.S. Trade Representative, Executive Office of the President Fund Resources:											
Undisbursed Funds	2022		011	1750	000	-----	15,000,000.00	-----	15,000,000.00	-----	-----
	2021					1,026,173.37	-----	-----	-----	-----	1,026,173.37
	Subtotal		011	1750	000	1,026,173.37	15,000,000.00	-----	15,000,000.00	-----	1,026,173.37
<b>Trust Fund Accounts</b>											
Trade Enforcement Trust Fund, Office of the U.S. Trade Representative, Executive Office of the President Fund Resources:											
Undisbursed Funds	2020-2023		011	8581	000	1,210,295.42	9,965,266.12	-----	2,149,126.79	-----	9,026,434.75
	2022					-----	13,716,453.82	-----	6,668,590.86	-----	7,047,862.96
	2021					1,623,430.70	2,123,244.83	-----	2,679,530.63	-----	1,067,144.90
	2020					438,807.49	36,570.52	-----	85,111.14	-----	390,266.87
	2019					51,700.54	1,352,605.46	-----	-----	-----	1,404,306.00
	2018					69,999.69	-----	-----	4,527.60	-----	65,472.09
	No Year					62,662,769.29	-12,194,140.75	-----	-----	-----	50,468,628.54
	Subtotal		011	8581	000	66,057,003.13	15,000,000.00	-----	11,586,887.02	-----	69,470,116.11
Total, Office of the United States Trade Representative						135,017,638.60	86,000,000.00	-----	84,817,291.81	6,060,194.02	130,140,152.77
<b>Unanticipated Needs</b>											
<b>General Fund Accounts</b>											
Data-Driven Innovation, Funds Appropriated to the President, Executive											

Footnotes at End of Chapter

Appropriations, Outlays, and Balances - Continued

Appropriation or Fund Account  Title	Account Symbol				Balances, Beginning of Fiscal Year	Appropriations and Other Obligational Authority <sup>1</sup>	Transfers Borrowings and Investment (Net) <sup>2</sup>	Outlays (Net)	Balances Withdrawn and Other Transactions <sup>3</sup>	Balances, End of Fiscal Year	
	Period of Availability	ATA	AID	MAIN							SUB
Office of the President Fund Resources: Undisbursed Funds	No Year		011	0030	000	855,997.31	-----	-----	53,513.52	-----	802,483.79
Information Technology Oversight and Reform, Funds Appropriated to the President, Executive Office of the President Fund Resources: Undisbursed Funds	2021-2024		011	0036	000	189,135,594.11	-----	-----	33,892,437.60	-----	155,243,156.51
	2022					-----	-----	-----	154,674.16	-----	<sup>4</sup> -154,674.16
	2021					-----	-----	-----	-238.76	-----	238.76
	No Year					14,943,952.08	8,000,000.00	-----	7,505,972.66	-----	15,437,979.42
	Subtotal		011	0036	000	204,079,546.19	8,000,000.00	-----	41,552,845.66	-----	170,526,700.53
Unanticipated Needs, Funds Appropriated to the President Fund Resources: Undisbursed Funds	2022-2023		011	0037	000	-----	1,000,000.00	-----	-----	-----	1,000,000.00
	2021-2022					1,000,000.00	-----	-----	199,392.35	-----	800,607.65
	2020-2021					496,340.76	-----	-----	307,953.89	-----	188,386.87
	2019-2020					1,000,000.00	-----	-----	-----	-----	1,000,000.00
	2018-2019					471,500.36	-----	-----	-----	-----	471,500.36
	2017-2018					800,000.00	-----	-----	-----	-----	800,000.00
	2016-2017					702,814.28	-----	-----	-----	702,814.28	-----
	Subtotal		011	0037	000	4,470,655.40	1,000,000.00	-----	507,346.24	702,814.28	4,260,494.88
<b>Special Fund Accounts</b>											
Spectrum Relocation Fund, Executive Office of the President Fund Resources: Undisbursed Funds	No Year		011	5512	000	11,460,896,158.59	21,904,814,874.80	7,483,092.64	-----	-----	33,373,194,126.03
Total, Unanticipated Needs						11,670,302,357.49	21,913,814,874.80	7,483,092.64	42,113,705.42	702,814.28	33,548,783,805.23
<b>National Space Council</b>											
<b>General Fund Accounts</b>											
National Space Council Fund Resources: Undisbursed Funds	2022		011	0048	000	-----	1,965,000.00	-----	982,025.79	-----	982,974.21
	2021					1,528,466.70	-----	-----	811,475.92	-----	716,990.78
	2020					775,102.46	-----	-----	-23,217.27	-----	798,319.73
	2019					709,009.67	-----	-----	-----	-----	709,009.67
	2018					1,665,366.69	-----	-----	-----	-----	1,665,366.69
	Subtotal		011	0048	000	4,677,945.52	1,965,000.00	-----	1,770,284.44	-----	4,872,661.08
Total, National Space Council						4,677,945.52	1,965,000.00	-----	1,770,284.44	-----	4,872,661.08
<b>Deductions for Offsetting Receipts</b>											
Proprietary Receipts from the Public						-----	-264,290.17	-----	-264,290.17	-----	-----
Intrabudgetary Receipts Deducted by Agency						-----	-16,770,837.00	-----	-16,770,837.00	-----	-----

Footnotes at End of Chapter

## Appropriations, Outlays, and Balances - Continued

Appropriation or Fund Account	Account Symbol					Balances, Beginning of Fiscal Year	Appropriations and Other Obligational Authority <sup>1</sup>	Transfers Borrowings and Investment (Net) <sup>2</sup>	Outlays (Net)	Balances Withdrawn and Other Transactions <sup>3</sup>	Balances, End of Fiscal Year
Title	Period of Availability	ATA	AID	MAIN	SUB						
Total, Offsetting Receipts						-----	-17,035,127.17	-----	-17,035,127.17	-----	-----
Total, Executive Office of the President						11,933,399,991.86	22,451,156,747.63	7,483,092.64	457,779,472.73	13,932,810.39	33,920,327,549.01

Footnotes at End of Chapter

---

**Footnotes**

---

- 1 The amounts in this column, unless otherwise footnoted, represent appropriations, increases and rescissions in borrowing authority or new contract authority. Appropriation accounts with appropriation transfer activity are presented in Table 1 (Appropriations and Appropriation Transfers) at the end of this chapter.
- 2 The amounts in this column, unless otherwise footnoted, represent transfers - other than appropriation transfers, borrowings (gross), investments (net), unrealized discounts or funds held outside the Treasury.
- 3 The amounts in this column, unless otherwise footnoted, represent obligated balances canceled for fiscal year 2017 pursuant to 31 U.S.C. 1553 and adjustments to borrowing and contract authority.
- 4 Subject to disposition by the administrative agency.

## Appropriations, Outlays, and Balances - Continued

### Footnotes

Table 1 - Appropriations and Appropriation Transfers - Executive Office of the President

AID	ATA	Period of Availability	MAIN	Net Appropriations and Appropriation Transfers	Appropriation Amount	Net Appropriation Transfers	AID Involved	ATA Involved	Period of Availability Involved	MAIN Involved	Amount From or To (-)
011		X	0038	9,000,000.00	0.00	9,000,000.00	011		22	0038	9,000,000.00
011		22	0038	97,500,000.00	106,500,000.00	-9,000,000.00	011		X	0038	-9,000,000.00
011		X	5512	-513,469,361.00	0.00	-513,469,361.00	015		X	0134	-3,389,691.00
							015		X	0200	-41,887,267.00
							015		X	0324	-3,104,336.00
							015		X	1100	-7,967,437.00
							017		X	1106	-3,344,205.00
							017		X	1109	-11,310,000.00
							017		X	1319	-84,524,077.00
							017		X	1506	-51,322,228.00
							017		X	1804	-14,471,795.00
							017		X	1810	-21,956,636.00
							021		X	2020	-7,719,000.00
							021		X	2031	-67,950,421.00
							021		X	2035	-5,788,451.00
							021		X	2040	-39,290,000.00
							057		X	3010	-600,000.00
							057		X	3400	-4,910,000.00
							057		X	3600	-30,852,400.00
							097		X	0100	-13,235,250.00
							097		X	0400	-99,846,167.00
011		X	8581	-27,194,140.75	0.00	-27,194,140.75	011		19	8581	-1,352,605.46
							011		20	8581	-36,570.52
							011		2023	8581	-9,965,266.12
							011		21	8581	-2,123,244.83
							011		22	8581	-13,716,453.82
011		19	8581	1,352,605.46	0.00	1,352,605.46	011		X	8581	1,352,605.46
011		20	8581	36,570.52	0.00	36,570.52	011		X	8581	36,570.52
011		2023	8581	9,965,266.12	0.00	9,965,266.12	011		X	8581	9,965,266.12
011		21	8581	2,123,244.83	0.00	2,123,244.83	011		X	8581	2,123,244.83
011		22	8581	13,716,453.82	0.00	13,716,453.82	011		X	8581	13,716,453.82

**Footnotes**

Table 1 - Appropriations and Appropriation Transfers - Executive Office of the President

AID	ATA	Period of Availability	MAIN	Net Appropriations and Appropriation Transfers	Appropriation Amount	Net Appropriation Transfers	AID Involved	ATA Involved	Period of Availability Involved	MAIN Involved	Amount From or To (-)
Total				-406,969,361.00	106,500,000.00	-513,469,361.00					-513,469,361.00

**This Page Left Blank Intentionally**

---

**Appropriations, Outlays, and Balances - Continued**

Appropriation or Fund Account  Title	Account Symbol				Balances, Beginning of Fiscal Year	Appropriations and Other Obligational Authority <sup>1</sup>	Transfers Borrowings and Investment (Net) <sup>2</sup>	Outlays (Net)	Balances Withdrawn and Other Transactions <sup>3</sup>	Balances, End of Fiscal Year
	Period of Availability	ATA	AID	MAIN						
<b>General Services Administration</b>										
<b>Real Property Activities</b>										
<b>General Fund Accounts</b>										
Real Property Relocation, General Services Administration Fund Resources:										
Undisbursed Funds	No Year		047	0535	000	11,380,887.14	-----	-----	-----	11,380,887.14
<b>Special Fund Accounts</b>										
Expenses, Disposal of Surplus Real and Related Personal Property, General Services Administration Fund Resources:										
Undisbursed Funds	2022		047	5254	000	-----	1,500,000.00	-----	354,770.23	1,145,229.77
	2021					<sup>4</sup> 842,703.22	-----	-----	89,935.10	752,768.12
	2020					1,488,606.27	-----	-----	-----	1,488,606.27
	2019					1,111,426.26	-----	-----	5,320.00	1,106,106.26
	2018					1,296,108.35	-----	-----	-----	1,296,108.35
	2017					1,392,729.76	-----	-----	-----	1,392,729.76
	Subtotal		047	5254	000	6,131,573.86	1,500,000.00	-----	450,025.33	5,788,818.77
Asset Proceeds and Space Management Fund, General Services Administration Fund Resources:										
Undisbursed Funds	No Year		047	5594	000	43,208,130.95	4,000,000.00	-----	568,314.93	46,639,816.02
<b>Intragovernmental Funds</b>										
Federal Buildings Fund, General Services Administration Fund Resources:										
Undisbursed Funds	2022-2031		047	4542	001	-----	250,000,000.00	-----	-----	250,000,000.00
	2022-2026					-----	3,125,000,000.00	-----	-----	3,125,000,000.00
	No Year					13,452,772,805.17	3,418,008,000.00	552.62	-981,982,426.01	<sup>5</sup> 57,999.80
Funds Held Outside the Treasury						15,000.00	-----	-552.62	-----	14,447.38
Authority to Borrow from the Treasury						26,937,162.78	-----	-----	-----	26,937,162.78
	Subtotal		047	4542	001	13,479,724,967.95	6,793,008,000.00	-----	-981,982,426.01	57,999.80
<b>Trust Fund Accounts</b>										
Unconditional Gifts of Real, Personal, or Other Property, General Services Administration Fund Resources:										
Undisbursed Funds	No Year		047	8198	000	282,147.49	-----	-----	-----	282,147.49
Total, Real Property Activities						13,540,727,707.39	6,798,508,000.00	-----	-980,964,085.75	1,450,729.56
<b>Supply and Technology Activities</b>										
<b>General Fund Accounts</b>										

Footnotes at End of Chapter



## Appropriations, Outlays, and Balances - Continued

Appropriation or Fund Account  Title	Account Symbol				Balances, Beginning of Fiscal Year	Appropriations and Other Obligational Authority <sup>1</sup>	Transfers Borrowings and Investment (Net) <sup>2</sup>	Outlays (Net)	Balances Withdrawn and Other Transactions <sup>3</sup>	Balances, End of Fiscal Year	
	Period of Availability	ATA	AID	MAIN							SUB
Technology Modernization Fund, General Services Administration Fund Resources:											
Undisbursed Funds	2021-2025		047	0616	000	1,000,000,000.00	-----	-244,206,645.00	2,196,322.07	-----	753,597,032.93
No Year						121,323,202.33	-----	-10,292,451.16	-15,616,948.16	-----	126,647,699.33
Subtotal			047	0616	000	1,121,323,202.33	-----	-254,499,096.16	-13,420,626.09	-----	880,244,732.26
<b>Special Fund Accounts</b>											
Expenses of Transportation Audit Contracts and Contract Administration, General Services Administration Fund Resources:											
Undisbursed Funds	2022		047	5250	000	-----	15,640,182.00	-----	10,217,848.61	-----	5,422,333.39
2021						° 4,687,305.91	-----	-----	1,993,341.82	-----	2,693,964.09
2020						1,193,553.49	-----	-----	53,444.18	-----	1,140,109.31
2019						6,016,901.21	-----	-----	-----	-----	6,016,901.21
2018						8,364,511.80	-----	-----	-15,305.15	-----	8,379,816.95
2017						3,417,246.35	-----	-----	-----	3,417,246.35	-----
Subtotal			047	5250	000	23,679,518.76	15,640,182.00	-----	12,249,329.46	3,417,246.35	23,653,124.95
<b>Intragovernmental Funds</b>											
Acquisition Services Fund, General Services Administration Fund Resources:											
Undisbursed Funds	2021-2025		047	4534	001	-----	-----	104,595,256.00	4,527,307.02	-----	100,067,948.98
No Year						1,780,536,981.75	-----	-----	-284,109,226.31	° 1,361,660.00	2,063,284,548.06
Subtotal			047	4534	001	1,780,536,981.75	-----	104,595,256.00	-279,581,919.29	1,361,660.00	2,163,352,497.04
Total, Supply and Technology Activities						2,925,539,702.84	15,640,182.00	-149,903,840.16	-280,753,215.92	4,778,906.35	3,067,250,354.25
<b>General Activities</b>											
<b>General Fund Accounts</b>											
Allowances and Office Staff for Former Presidents, General Services Administration Fund Resources:											
Undisbursed Funds	2022		047	0105	000	-----	5,000,000.00	-----	4,358,264.01	-----	641,735.99
2021						839,376.68	-----	-----	251,808.01	-----	587,568.67
2020						194,925.42	-----	-----	-----	-----	194,925.42
2019						796,018.53	-----	-----	-----	-----	796,018.53
2018						385,752.68	-----	-----	-----	-----	385,752.68
2017						274,219.54	-----	-----	-----	274,219.54	-----
Subtotal			047	0105	000	2,490,292.85	5,000,000.00	-----	4,610,072.02	274,219.54	2,606,001.29
Expenses, Presidential Transition, General Services Administration Fund Resources:											
Undisbursed Funds	2021		047	0107	000	1,004,736.88	-----	-----	485,910.66	-----	518,826.22
2017						820,773.18	-----	-----	-----	820,773.18	-----

Footnotes at End of Chapter

Appropriations, Outlays, and Balances - Continued

Appropriation or Fund Account  Title	Account Symbol				Balances, Beginning of Fiscal Year	Appropriations and Other Obligational Authority <sup>1</sup>	Transfers Borrowings and Investment (Net) <sup>2</sup>	Outlays (Net)	Balances Withdrawn and Other Transactions <sup>3</sup>	Balances, End of Fiscal Year	
	Period of Availability	ATA	AID	MAIN SUB							
Office of Inspector General, General Services Administration Fund Resources:	Subtotal		047	0107	000	1,825,510.06	-----	-----	485,910.66	820,773.18	518,826.22
Undisbursed Funds	2022		047	0108	000	-----	69,000,000.00	-12,060.00	63,071,904.23	-----	5,916,035.77
	2021					5,858,554.31	-----	13,760.00	4,540,738.88	-----	1,331,575.43
	2020					1,423,807.23	-----	-----	755,150.50	-----	668,656.73
	2019					998,940.36	-----	-----	51,540.61	-----	947,399.75
	2018					1,500,577.81	-----	-----	-----	-----	1,500,577.81
	2017					1,056,725.83	-----	-----	-----	1,056,725.83	-----
	No Year					3,595,974.21	-----	-----	-----	-----	3,595,974.21
Funds Held Outside the Treasury	2022					-----	-----	12,060.00	-----	-----	12,060.00
	2021					13,760.00	-----	-13,760.00	-----	-----	-----
	Subtotal		047	0108	000	14,448,339.75	69,000,000.00	-----	68,419,334.22	1,056,725.83	13,972,279.70
Operating Expenses, General Services Administration Fund Resources:											
Undisbursed Funds	2022		047	0110	000	-----	52,540,000.00	-----	40,641,472.62	-----	11,898,527.38
	2021					10,270,623.83	-----	-----	7,346,688.74	-----	2,923,935.09
	2020					2,956,762.55	-----	-----	725,576.88	-----	2,231,185.67
	2019					1,921,122.59	-----	-----	-59,452.85	-----	1,980,575.44
	2018					1,265,890.25	-----	-----	15,232.99	-----	1,250,657.26
	2017					3,499,202.43	-----	-----	62,834.69	3,436,367.74	-----
	No Year					3,771,821.15	-----	-----	-----	-----	3,771,821.15
	Subtotal		047	0110	000	23,685,422.80	52,540,000.00	-----	48,732,353.07	3,436,367.74	24,056,701.99
Expenses, Government-Wide Policy, General Services Administration Fund Resources:											
Undisbursed Funds	2022-2023		047	0401	000	-----	-----	-----	-30,844,368.09	-----	30,844,368.09
	2022					-----	68,720,000.00	-----	46,429,013.98	-----	22,290,986.02
	2021-2022					25,739,870.00	-----	-----	16,070,718.65	-----	9,669,151.35
	2021					20,338,183.54	-----	-----	17,745,619.18	-----	2,592,564.36
	2020-2021					8,181,438.34	-----	-----	5,642,265.67	-----	2,539,172.67
	2020					3,298,391.95	-----	-----	2,293,722.55	-----	1,004,669.40
	2019-2020					2,766,149.31	-----	-----	388,490.28	-----	2,377,659.03
	2019					1,285,978.65	-----	-----	-131,116.75	-----	1,417,095.40
	2018-2019					2,526,471.01	-----	-----	152,487.57	-----	2,373,983.44
	2018					1,114,684.44	-----	-----	194,869.99	-----	919,814.45
	2017-2018					1,115,520.78	-----	-----	-5,815.84	-----	1,121,336.62
	2017					525,791.55	-----	-----	22,070.00	503,721.55	-----
	2016-2017					2,066,844.76	-----	-----	2,066,844.76	-----	-----
	Subtotal		047	0401	000	68,959,324.33	68,720,000.00	-----	60,024,801.95	503,721.55	77,150,800.83

Footnotes at End of Chapter

## Appropriations, Outlays, and Balances - Continued

Appropriation or Fund Account  Title	Account Symbol				Balances, Beginning of Fiscal Year	Appropriations and Other Obligational Authority <sup>1</sup>	Transfers Borrowings and Investment (Net) <sup>2</sup>	Outlays (Net)	Balances Withdrawn and Other Transactions <sup>3</sup>	Balances, End of Fiscal Year
	Period of Availability	ATA	AID	MAIN						
Pre-Election Presidential Transition, General Services Administration Fund Resources:										
Undisbursed Funds	2020-2021		047	0603	000	3,502,794.21	-----	52,644.67	-----	3,450,149.54
	2016-2017					5,827,248.75	-----	-----	5,827,248.75	-----
	Subtotal		047	0603	000	9,330,042.96	-----	52,644.67	5,827,248.75	3,450,149.54
Civilian Board of Contract Appeals, General Services Administration Fund Resources:										
Undisbursed Funds	2022-2023		047	0610	000	-----	2,000,000.00	-----	1,234,644.54	-----
	2022					-----	7,580,000.00	-----	7,251,147.56	-----
	2021-2022					248,226.20	-----	-----	87,011.11	-----
	2021					605,736.73	-----	349,644.37	-----	161,215.09
	2020					380,548.06	-----	6,475.30	-----	256,092.36
	2019					461,906.77	-----	-----	-----	374,072.76
	2018					271,180.41	-----	-----	-----	461,906.77
	Subtotal		047	0610	000	1,967,598.17	9,580,000.00	-----	8,928,922.88	-----
<b>Special Fund Accounts</b>										
Acquisition Workforce Training Fund, General Services Administration Fund Resources:										
Undisbursed Funds	2022-2024		047	5381	000	-----	8,178,889.00	-----	-----	8,178,889.00
	2021-2023					10,701,629.95	1,590,799.51	-----	319,416.23	-----
	2020-2022					11,140,408.10	-----	-----	6,857,278.40	-----
	2019-2021					3,131,626.95	-----	-----	2,061,531.70	-----
	2018-2020					524,087.56	-----	-----	126,543.73	-----
	2017-2019					1,151,729.28	-----	480,021.27	-----	397,543.83
	2016-2018					136,688.62	-----	-----	-----	671,708.01
	2015-2017					158,542.68	-----	-----	158,542.68	-----
	Subtotal		047	5381	000	26,944,713.14	9,769,688.51	-----	9,844,791.33	158,542.68
<b>Intragovernmental Funds</b>										
Working Capital Fund, General Services Administration Fund Resources:										
Undisbursed Funds	2021-2025		047	4540	001	-----	-----	13,776,945.00	4,261,175.36	-----
	No Year					363,243,142.43	4,000,000.00	-----	2,964,259.75	-----
	Subtotal		047	4540	001	363,243,142.43	4,000,000.00	13,776,945.00	7,225,435.11	-----
Federal Citizen Services Fund, General Services Administration Fund Resources:										
Undisbursed Funds	2021-2025		047	4549	001	-----	-----	10,000,000.00	1,483,008.01	-----
	2021-2024					149,944,097.32	-----	-----	20,071,458.18	-----
	No Year					43,040,848.18	55,000,000.00	-----	55,070,766.88	-----
	Subtotal		047	4549	001	192,984,945.50	55,000,000.00	10,000,000.00	76,625,233.07	-----

Footnotes at End of Chapter

**Appropriations, Outlays, and Balances - Continued**

Appropriation or Fund Account  Title	Account Symbol					Balances, Beginning of Fiscal Year	Appropriations and Other Obligational Authority <sup>1</sup>	Transfers Borrowings and Investment (Net) <sup>2</sup>	Outlays (Net)	Balances Withdrawn and Other Transactions <sup>3</sup>	Balances, End of Fiscal Year
	Period of Availability	ATA	AID	MAIN	SUB						
Total, General Activities						705,879,331.99	273,609,688.51	23,776,945.00	284,949,498.98	12,077,599.27	706,238,867.25
<b>Deductions for Offsetting Receipts</b>											
Proprietary Receipts from the Public						-----	-211,657,447.72	-----	-211,657,447.72	-----	-----
Intrabudgetary Receipts Deducted by Agency						-----	-13,732,476.84	-----	-13,732,476.84	-----	-----
Total, Offsetting Receipts						-----	-225,389,924.56	-----	-225,389,924.56	-----	-----
Total, General Services Administration						17,172,146,742.22	6,862,367,945.95	-126,126,895.16	-1,202,157,727.25	18,307,235.18	25,092,238,285.08

Footnotes at End of Chapter

## Appropriations, Outlays, and Balances - Continued

---

### Footnotes

---

- 1 The amounts in this column, unless otherwise footnoted, represent appropriations, increases and rescissions in borrowing authority or new contract authority. Only appropriations with appropriation transfer activity are presented in Table 1 (Appropriations and Appropriation Transfers). Since the General Services Administration had no transfer activity during fiscal year 2022, Table 1 does not appear.
- 2 The amounts in this column, unless otherwise footnoted, represent transfers - other than appropriation transfers, borrowings (gross), investments (net), unrealized discounts or funds held outside the Treasury.
- 3 The amounts in this column, unless otherwise footnoted, represent obligated balances canceled for fiscal year 2017 pursuant to 31 U.S.C. 1553 and adjustments to borrowing and contract authority.
- 4 The opening balance of 047 2021 5254 000 has been adjusted during the current fiscal year by -\$516,192.00 and does not agree with last year's closing balance.
- 5 Represents capital transfer to miscellaneous receipts.
- 6 The opening balance of 047 2021 5250 000 has been adjusted during the current fiscal year by -\$756,333.00 and does not agree with last year's closing balance.

**Appropriations, Outlays, and Balances - Continued**

Appropriation or Fund Account	Account Symbol					Balances, Beginning of Fiscal Year	Appropriations and Other Obligational Authority <sup>1</sup>	Transfers Borrowings and Investment (Net) <sup>2</sup>	Outlays (Net)	Balances Withdrawn and Other Transactions <sup>3</sup>	Balances, End of Fiscal Year
	Title	Period of Availability	ATA	AID	MAIN						
<b>International Assistance Programs</b>											
<b>Millennium Challenge Corporation</b>											
<b>General Fund Accounts</b>											
Global Health Programs, State Fund Resources:											
Transfer To: Millennium Challenge Corporation	No Year	524	019	1031	077	394,886.54	-----	-----	380,122.81	-----	14,763.73
Expenses, Millennium Challenge Corporation Fund Resources:											
Undisbursed Funds	No Year		524	2750	000	5,962,072,303.77	397,000,000.00	-----	691,472,291.68	-----	5,667,600,012.09
<b>Deductions for Offsetting Receipts</b>											
Proprietary Receipts from the Public						-----	-117,826.44	-----	-117,826.44	-----	-----
Total, Millennium Challenge Corporation						5,962,467,190.31	396,882,173.56	-----	691,734,588.05	-----	5,667,614,775.82
<b>International Security Assistance</b>											
<b>General Fund Accounts</b>											
Peacekeeping Operations, International Security Assistance, State Fund Resources:											
Undisbursed Funds	2022-2023			011	1032	000	-----	-----	-----	-----	5,691,000.00
	2018					163.00	-----	-----	-----	608,596.10	163.00
	2017					-----	-----	608,596.10	-----	-----	-----
	2016-2017					-----	-----	1,123,338.72	-----	1,123,338.72	-----
	2013-2017					-----	-----	3,735,903.28	-----	3,735,903.28	-----
	2012-2017					-----	-----	305,749.16	-----	305,749.16	-----
Transfer To: State	2020-2024	019	011	1032	000	-----	-----	2,095,187.00	-----	-----	2,095,187.00
	2019-2024					2,893,977.00	-----	10,342,846.00	5,326.78	-----	13,231,496.22
	2022-2023					-----	221,809,000.00	-----	11,862,552.35	-----	209,946,447.65
	2019-2023					2,063,582.00	-----	7,832,316.00	-----	-----	9,895,898.00
	2018-2023					1,311,355.00	-----	31,045,690.00	-----	-----	32,357,045.00
	2022					-----	227,500,000.00	-----	124,911,081.15	-----	102,588,918.85
	2021-2022					199,682,653.63	-----	-42,477,497.00	39,773,126.66	-----	117,432,029.97
	2018-2022					4,591,883.00	-----	6,342,188.00	-----	-----	10,934,071.00
	2017-2022					9,660,523.00	-----	-1,555,951.00	50,360.62	-----	8,054,211.38
	2021					81,946,019.46	-----	-----	55,824,904.43	-----	26,121,115.03
	2020-2021					123,041,543.91	-----	-----	80,775,863.02	-----	42,265,680.89
	2017-2021					8,918,681.51	-----	-----	8,072,115.80	-----	846,565.71
	2016-2021					14,118,065.39	-----	-----	1,484,216.77	-----	12,633,848.62
	2020					14,134,802.94	-----	-----	6,270,420.47	-----	5,769,195.47
	2019-2020					38,251,636.13	-----	-10,342,846.00	10,778,646.84	-----	17,130,143.29
	2016-2020					7,041,799.52	-----	-----	4,270,573.25	-----	2,771,226.27
	2015-2020					5,527,896.17	-----	-----	2,928,855.49	-----	2,599,040.68
	2019					18,441,651.91	-----	-----	5,480,327.18	-----	5,129,008.73
	2018-2019					36,279,616.63	-----	-31,045,690.00	540,347.03	-----	4,693,579.60
	2015-2019					1,840,846.69	-----	-----	162,567.31	-----	1,678,279.38
	2014-2019					1,053,362.45	-----	-----	414,886.64	-----	638,475.81
	2018					1,542,654.38	-----	-----	-6,342,188.00	-----	610,719.27
	2017-2018					6,563,646.21	-----	-25,091,630.00	-20,452,022.88	-----	1,924,039.09
	2014-2018					2,644,242.63	-----	-----	78,017.70	-----	2,566,224.93
	2013-2018					169,869.94	-----	-----	-37,511.66	-----	207,381.60
	2017					1,408,545.29	-----	-----	799,949.19	-----	-----
	2016-2017					1,214,084.25	-----	-----	-1,123,338.72	-----	-----
	2013-2017					1,584,197.87	-----	-----	-3,735,903.28	-----	-----
	2012-2017					305,751.72	-----	-----	-305,749.16	-----	-----
	No Year					3,031,354.61	-----	-----	-2,861,516.59	-----	5,892,871.20
	Subtotal		011	1032	000	589,264,406.24	455,000,000.00	-69,125,078.00	323,661,877.34	5,773,587.26	645,703,863.64

Footnotes at End of Chapter

**Appropriations, Outlays, and Balances - Continued**

Appropriation or Fund Account  Title	Account Symbol				Balances, Beginning of Fiscal Year	Appropriations and Other Obligational Authority <sup>1</sup>	Transfers Borrowings and Investment (Net) <sup>2</sup>	Outlays (Net)	Balances Withdrawn and Other Transactions <sup>3</sup>	Balances, End of Fiscal Year	
	Period of Availability	ATA	AID	MAIN							SUB
Global Security Contingency Fund, International Security Assistance, State Fund Resources: Undisbursed Funds	No Year		011	1041	000	-----	-----	28,135,000.00	-----	<sup>4</sup> 28,135,000.00	-----
Transfer To: State	No Year	019	011	1041	000	17,452,292.78	-----	-16,135,000.00	-85,619.33	-----	1,402,912.11
Defense	No Year	097	011	1041	000	14,568,280.95	-----	-12,000,000.00	-583,915.91	-----	3,152,196.86
	Subtotal		011	1041	000	32,020,573.73	-----	-----	-669,535.24	28,135,000.00	4,555,108.97
Nonproliferation and Disarmament Fund, Funds Appropriated to the President Fund Resources: Transfer To: State	No Year	019	011	1071	000	38,069.87	-----	-----	783.71	-----	37,286.16
Non-Proliferation, Anti-Terrorism, Demining and Related Programs, International Security Assistance, State Fund Resources: Undisbursed Funds	2016-2017		011	1075	000	-----	-----	29,327,417.72	-----	29,327,417.72	-----
	2012-2017					-----	-----	1,205,794.87	-----	1,205,794.87	-----
	No Year					97,077.00	-----	-----	-----	-----	97,077.00
Transfer To: State	2020-2025	019	011	1075	000	-----	-----	123,909.00	-----	-----	123,909.00
	2022-2024					-----	106,200,000.00	-----	164,941.00	-----	106,035,059.00
	2019-2024					755,821.00	-----	8,243,208.00	9,586.74	-----	8,989,442.26
	2022-2023					-----	885,000,000.00	-----	105,120,566.41	-----	779,879,433.59
	2018-2023					9,621,458.85	-----	30,495,373.00	2,028,672.05	-----	38,088,159.80
	2021-2022					746,039,594.41	-----	-28,250,000.00	139,699,760.19	-----	578,089,834.22
	2020-2022					-----	-----	1,000,000.00	-----	-----	1,000,000.00
	2017-2022					33,481,875.66	-----	42,773,277.00	8,393,170.96	-----	67,861,981.70
	2020-2021					547,113,469.89	-----	-18,123,909.00	244,368,070.79	-----	284,621,490.10
	2016-2021					71,640,836.24	-----	-----	16,910,743.60	-----	54,730,092.64
	2019-2020					295,042,938.78	-----	-8,243,208.00	109,415,709.56	-----	177,384,021.22
	2015-2020					7,503,235.82	-----	-----	2,503,375.56	-----	4,999,860.26
	2018-2019					206,578,820.84	-----	-30,495,373.00	60,603,503.89	-----	115,479,943.95
	2014-2019					6,739,362.58	-----	-----	588,177.96	-----	6,151,184.62
	2017-2018					90,301,595.95	-----	-42,773,277.00	13,160,994.99	-----	34,367,323.96
	2013-2018					1,355,438.13	-----	-----	17,353.01	-----	1,338,085.12
	2016-2017					39,637,677.38	-----	-29,327,417.72	10,310,259.66	-----	-----
	2012-2017					1,205,794.87	-----	-1,205,794.87	-----	-----	-----
	No Year					304,222,897.72	15,000,000.00	-----	37,445,098.21	-----	281,777,799.51
	Subtotal		011	1075	000	2,361,337,895.12	1,006,200,000.00	-45,250,000.00	750,739,984.58	30,533,212.59	2,541,014,697.95
International Military Education and Training, Funds Appropriated to the President Fund Resources: Undisbursed Funds	2022-2023		011	1081	000	-----	500,000.00	-----	-----	-----	500,000.00
	2022					-----	21,624,735.43	-----	-----	-----	21,624,735.43
	2021-2022					740,250.00	-----	297,742.80	-----	-----	1,037,992.80
	2018-2022					-----	-----	553,282.50	-----	-----	553,282.50
	2021					19,484,935.75	-----	-19,484,935.75	-----	-----	-----
	2020-2021					2,586,794.00	-----	-----	-----	-----	2,586,794.00
	2019-2021					315,379.00	-----	-----	-----	-----	315,379.00
	2017-2021					720,226.70	-----	-----	-----	-----	720,226.70
	2020					15,060,654.24	-----	-----	-----	-----	15,060,654.24
	2019-2020					2,199,945.00	-----	-----	-----	-----	2,199,945.00
	2016-2020					2,354,084.00	-----	-----	-----	-----	2,354,084.00
	2019					390,179.50	-----	-----	-----	-----	390,179.50
	2018-2019					518,390.00	-----	-----	-----	-----	518,390.00
	2015-2019					603,718.51	-----	-----	-----	-----	603,718.51
	2018					229,629.00	-----	-229,629.00	-----	-----	-----
	2017-2018					31,908.00	-----	-----	-----	-----	31,908.00
	2014-2018					1,672,895.20	-----	-----	-----	-----	1,672,895.20
	2017					513.28	-----	-----	-----	-----	-----
	2016-2017					-----	-----	4,592,744.30	-----	4,593,257.58	-----
	No Year					8,832,401.15	3,000,000.00	-3,036,634.00	-----	245,396.85	8,795,767.15

Footnotes at End of Chapter

Appropriations, Outlays, and Balances - Continued

Appropriation or Fund Account  Title	Account Symbol				Balances, Beginning of Fiscal Year	Appropriations and Other Obligational Authority <sup>1</sup>	Transfers Borrowings and Investment (Net) <sup>2</sup>	Outlays (Net)	Balances Withdrawn and Other Transactions <sup>3</sup>	Balances, End of Fiscal Year
	Period of Availability	ATA	AID	MAIN SUB						
Transfer To: Navy	2021	017	011	1081	000	20,976,913.87				
	2020					7,209,431.04				
	2019					7,742,684.34				
	2018-2019					614,767.72				
	2015-2019					1,463,319.91				
	2018					6,659,903.16		-4,300,000.00		
	2017-2018					249,544.24				
	2014-2018					918,817.09				
	2017					1,613,934.77				
	2016-2017					179,780.20		-1,601,450.40		
	No Year					263,699.27				
	2021-2022					10,941,995.45				
	2018-2022									
	2021					20,712,952.54				
2020-2021					6,280,347.55					
2017-2021					3,079,005.76					
2020					13,542,899.01					
2019-2020					2,474,897.00					
2016-2020					1,765,008.47					
2019					8,572,954.23					
2018-2019					1,302,505.10					
2015-2019					1,156,196.18					
2018					7,387,287.70					
2017-2018					255,697.22		-5,906,288.00			
2014-2018					313,134.65					
2017					1,528,685.97					
2016-2017					51,753.15					
No Year					288,225.77					
2021-2022					666,940.00					
2018-2022										
2021					9,115,813.55					
2020-2021					2,362,207.82					
2019-2021										
2017-2021					1,588,457.54					
2020					4,434,363.21					
2019-2020					634,941.49					
2016-2020					878,515.64					
2019					2,211,577.06					
2018-2019					450,197.71					
2015-2019					835,039.56					
2018					1,929,754.65					
2017-2018					11,674.55					
2014-2018					530,913.59					
2017					1,408,071.86					
2016-2017					13,863.50					
No Year					1,113,324.72					
2022-2023						4,500,000.00				
2022						83,300,264.57				
2021-2022					1,577,817.02					
2018-2022										
2021					1,370,521.05					
2020-2021					5,891,432.44					
2017-2021					4,272,396.50					
2020					737,605.21					
2019-2020					1,486,383.62					
2016-2020					3,263,392.38					
2019					-6,116.37					
No Year					70,562.38					
Subtotal					230,137,895.37	112,925,000.00		107,711,461.46	4,838,654.43	230,512,779.48
Foreign Military Financing Program, Funds Appropriated to the President										
Fund Resources:										
Undisbursed Funds	2022-2024		011	1082	000		1,931,000,000.00			1,931,000,000.00
	2022-2023						1,300,000,000.00			1,300,000,000.00
	2021-2022					1,646,135,000.00		-1,571,135,000.00		75,000,000.00
	2021					343,864.00		-305,117.93		38,746.07

Footnotes at End of Chapter



## Appropriations, Outlays, and Balances - Continued

Appropriation or Fund Account Title	Account Symbol				Balances, Beginning of Fiscal Year	Appropriations and Other Obligational Authority <sup>1</sup>	Transfers Borrowings and Investment (Net) <sup>2</sup>	Outlays (Net)	Balances Withdrawn and Other Transactions <sup>3</sup>	Balances, End of Fiscal Year
	Period of Availability	ATA	AID	MAIN SUB						
	2020						9,917.80			9,917.80
	2016-2020				21,408,962.29					21,408,962.29
	2019						326,294.03			326,294.03
	2015-2019				12,587,196.49					12,587,196.49
	2017				3,073.33		9,599,524.94		9,602,598.27	12,587,196.49
	2016-2017									
	2013-2017						250,502.03		250,502.03	
Transfer To: Navy	2018-2022	017	011	1082 000	243,432.80		-236,346.00			7,086.80
	2021				719,011.97			202,139.91		516,872.06
	2020				54,519.47					54,519.47
	2019				24,195.04					24,195.04
	2018				733,406.15		-512,877.00	242.99		220,286.16
	2017				98,243.49		-98,243.49			
State	2020-2024	019	011	1082 000	78,894.71		657,794.00	7,315.07		729,373.64
	2019-2023				227,696.75	5,817,574.00		176,064.33		51,632.42
	2022				85,163.12			3,734,936.76		2,082,637.24
	2020				657,795.05			25,163.12		60,000.00
	2019-2020				8,583,001.26					1.05
	2016-2020				34.59			2,528,007.19		6,054,994.07
	2019				40.80					34.59
	2015-2019				2,649.57					40.80
	2018				2,177.46					2,649.57
	2017				1,061.25					2,177.46
Army	2021	021	011	1082 000	280,859.56		-1,061.25			
	2020				31,752.23		-38,746.07	231,711.38		10,402.11
	2019				166,748.93			-220.10		31,972.33
	2018				7,282.07					
	2017				6,574.36					
Air Force	2018-2022	057	011	1082 000						
	2021				562,198.39			345,478.30		216,720.09
	2020				9,917.80					
	2019				647,685.38			-9,917.80		493,432.36
	2018				174,501.73			-159,545.10		11,320.97
	2017				47,727.41			74,730.27		
Defense	2021-2025	097	011	1082 000						
	2020-2025									
	2022-2024					2,719,000,000.00		5,335,170.83		234,729,829.17
	2020-2024				16,000,000.00			12,540,949.00		130,683,873.00
	2019-2024							5,433,480.00		2,713,566,520.00
	2019-2023				2,000,000.00			19,872,598.00		133,482,402.00
	2018-2023							56,402,014.17		54,050,031.53
	2022							229,774,604.21		177,648,513.21
	2021				231,888,355.99	4,717,106,426.00		54,126,091.00		53,078,717.11
	2018-2022				3,614,161.44			37,325,179.87		1,378,325,026.65
	2017-2022				56,289,411.91			3,338,781,399.35		1,739,124,824.88
	2021				940,936,926.70			62,826,028.11		83,321,936.19
	2020-2021				1,767,287,238.00			42,663,635.40		92,411,213.36
	2017-2021							206,956,721.03		280,139,781.15
	2016-2021							421,076,009.55		370,642,630.00
	2020				105,000,000.00			-143,224,822.00		22,346,572.31
	2019-2020				844,646,069.88			1,253,419,786.00		117,217,332.61
	2016-2020				107,006,375.99			27,581,722.15		295,024,770.58
	2015-2020				33,748,407.83			15,146,169.13		
	2019				63,458,654.00			2,928,836.52		
	2018-2019				967,777,712.11			-137,355,000.00		
	2015-2019				128,800,417.84			50,604,361.82		
	2018				3,961,759.66			6,622,892.11		
	2017-2018				467,677,075.75					27,125,515.72
	2014-2018				313,620,895.60					63,458,654.00
	2013-2018				118,191,103.96					375,874,662.12
	2017				58,662,916.07					27,140,595.00
	2016-2017				153,535,020.06					2,602,649.44
	2013-2017				22,968,605.58					182,204,770.42
	2012-2017				593,967.32					54,590,074.57
					87,069.43					57,148,302.07

Footnotes at End of Chapter

## Appropriations, Outlays, and Balances - Continued

508

Appropriation or Fund Account	Account Symbol					Balances, Beginning of Fiscal Year	Appropriations and Other Obligational Authority <sup>1</sup>	Transfers Borrowings and Investment (Net) <sup>2</sup>	Outlays (Net)	Balances Withdrawn and Other Transactions <sup>3</sup>	Balances, End of Fiscal Year		
	Title	Period of Availability	ATA	AID	MAIN							SUB	
Subtotal						8,101,676,812.57	10,672,924,000.00	1,937,921.00	6,749,804,971.27	9,853,100.30	12,016,880,662.00		
Pakistan Counterinsurgency Capability Fund, Funds Appropriated to the President													
Fund Resources:													
Undisbursed Funds						-----	-----	43,179,187.51	-----	43,179,187.51	-----		
2012-2017						-----	-----	4,439,569.11	-----	4,439,569.11	-----		
2011-2017						-----	-----	-----	-----	-----	-----		
Transfer To:						-----	-----	-----	-----	-----	-----		
State					019	011	1083	000	-----	-43,179,187.51	-----		
2012-2017						-----	-----	-----	-----	-----	-----		
2011-2017						4,439,569.11	-----	-----	-4,439,569.11	-----	-----		
Subtotal						4,439,569.11	-----	-----	-43,179,187.51	47,618,756.62	- 0 -		
Economic Support Fund, Funds Appropriated to the President													
Fund Resources:													
Undisbursed Funds													
2020-2025					072	1037	000	-----	-----	1,534,397,223.38	417,772,137.66	-----	
2017-2025								-----	-----	4,430,049.03	1,027,408.69	-----	
2022-2024								-----	9,308,000,000.00	-----	8,145,031,496.16	1,162,968,503.84	
2019-2024								-----	-----	-----	598,722,103.51	<sup>4</sup> 312,924,769.00	
2016-2024								1,713,964,005.43	-----	-----	5,669.48	-----	
2022-2023								338,884.48	4,084,700,000.00	-----	209,592.10	-----	
2019-2023								-----	-----	-----	-----	4,084,490,407.90	
2018-2023								10,000,000.00	-----	-----	-----	10,000,000.00	
2018-2023								1,269,379,094.41	-----	-----	466,456,936.27	<sup>4</sup> 163,025,084.00	
2015-2023								6,543,478.81	-----	1,947,999.91	-----	4,595,478.90	
2021-2022								10,026,116,545.59	-108,350,000.00	-1,238,278,322.00	5,396,688,775.20	3,282,799,448.39	
2020-2022								95,524,577.79	-115,427,199.00	130,427,199.00	47,315,567.00	63,209,010.79	
2018-2022								9,852,104.83	-----	-----	2,308,350.09	7,543,754.74	
2017-2022								728,761,845.64	-----	-15,850,000.00	173,613,912.65	<sup>4</sup> 140,916,948.00	
2020-2021								1,652,496,038.47	-----	-141,995.00	-----	141,995.09	
2017-2021								4,444,078.57	-----	-4,430,049.03	-----	315,415.97	
2016-2021								291,716,306.25	-----	-----	61,299,632.83	230,416,673.42	
2019-2020								13,924,664.34	-----	-----	-432,687.41	14,357,351.75	
2016-2020								0.64	-----	-----	-----	0.64	
2015-2020								374,168,857.12	-----	-----	101,635,671.64	272,533,185.48	
2014-2020								3,096,379.46	-----	-----	330,000.00	2,766,379.46	
2018-2019								10,680,853.79	-----	-----	850,066.66	9,830,787.13	
2015-2019								234,763.82	-----	-----	-50,131.12	284,894.94	
2014-2019								247,543,376.69	-----	-----	32,154,598.56	215,388,778.13	
2017-2018								8,972,525.95	-----	-----	1,986,069.54	6,986,456.41	
2013-2018								462,970,550.12	-----	-----	133,550,380.84	329,420,169.28	
2012-2018								20,835,285.04	-----	-----	8,315,822.59	12,519,462.45	
2016-2017								-----	-----	11,861,076.10	-----	2.35	
2012-2017								273,914,485.90	-----	4,119,259.13	-----	265,597,302.48	
No Year								2,030,955,127.44	-----	-500,000.00	-----	1,968,179,211.86	
Transfer To:													
State					019	072	1037	000	-----	-----	-----	-----	
2022-2024								-----	105,000,000.00	-----	-----	105,000,000.00	
2019-2024								74,541.00	-----	151,812.40	74,468.79	151,884.61	
2022-2023								-----	31,800,000.00	-----	-----	31,800,000.00	
2018-2023								382,116.00	-----	2,094,421.20	1,048,826.40	1,427,710.80	
2021-2022								33,946,866.69	-----	859,738,465.00	37,683,463.82	856,001,867.87	
2020-2022								8,077,078.58	-----	12,000,000.00	5,215,539.82	14,861,538.76	
2017-2022								2,485,142.55	-----	-----	44,208,548.25	45,375,634.76	
2020-2021								476,962,967.05	-----	-----	-9,650,384.00	139,744,314.43	
2016-2021								13,939,441.11	-----	-----	1,310,195.63	8,396,886.26	
2019-2020								322,978,002.68	-----	-----	-101,812.40	131,495,312.67	
2015-2020								14,009,153.80	-----	-----	6,891,529.86	7,117,623.94	
2018-2019								254,526,619.22	-2,094,421.20	77,686,051.22	-----	174,746,146.80	
2014-2019								54,974,493.13	-----	-----	19,718,296.36	35,256,196.77	
2017-2018								81,166,366.87	-----	-4,721,391.25	34,656,538.89	41,788,436.73	
2013-2018								4,075,722.49	-----	-----	1,081,329.70	2,994,392.79	
2016-2017								25,578,429.36	-----	-----	-----	-----	
2012-2017								4,637,584.30	-----	-13,171,271.73	12,407,157.63	-----	
1995-1996								-507,847.17	-----	-4,119,259.13	518,325.17	-----	
No Year								20,207,818.90	-----	-----	-----	<sup>6</sup> -507,847.17	
Economic Support Fund, Funds Appropriated to the President					020	072	1037	000	-----	2,500,000.00	1,624,206.92	-----	21,083,611.98
Economic Support Fund					075	072	1037	000	-----	5,000,000.00	-----	-----	5,000,000.00
Economic Support					097	072	1037	000	-----	50,000,000.00	96,151,035.74	-----	62,876,365.26
								-----	-----	8,079,857.00	2,277,288.68	-----	5,802,568.32

Footnotes at End of Chapter

## Appropriations, Outlays, and Balances - Continued

Appropriation or Fund Account  Title	Account Symbol				Balances, Beginning of Fiscal Year	Appropriations and Other Obligational Authority <sup>1</sup>	Transfers Borrowings and Investment (Net) <sup>2</sup>	Outlays (Net)	Balances Withdrawn and Other Transactions <sup>3</sup>	Balances, End of Fiscal Year	
	Period of Availability	ATA	AID	MAIN							SUB
Subtotal			072	1037	000	20,682,975,728.14	13,305,722,801.00	-275,144,843.00	18,412,378,072.13	629,303,245.90	14,671,872,368.11
Central America and the Caribbean Emergency Disaster Recovery Fund, Agency for International Development Fund Resources: Undisbursed Funds	No Year		072	1096	000	4,545,537.77	-----	-----	-----	-----	4,545,537.77
<b>Public Enterprise Funds</b>											
Foreign Military Loan Liquidating Account, Funds Appropriated to the President Fund Resources: Undisbursed Funds	No Year		011	4121	000	-----	-----	-----	-11,227,832.22	11,227,832.22	-----
<b>Deductions for Offsetting Receipts</b>											
Proprietary Receipts from the Public						-----	-----	-----	-183,863,848.00	-----	-----
Total, International Security Assistance						32,006,436,487.92	25,552,771,801.00	-387,582,000.00	26,105,356,747.52	767,283,389.32	30,115,122,304.08
<b>Multilateral Assistance</b>											
<b>General Fund Accounts</b>											
International Organizations and Programs, Economic Assistance, Funds Appropriated to the President Fund Resources: Transfer To: State	1990	019	011	1005	000	-1,694,744.51	-----	-----	-----	-----	6 -1,694,744.51
International Organizations and Programs Economic Assistance, Funds Appropriated to the President, State Fund Resources: Undisbursed Funds	2022		019	1005	000	-----	421,080,000.00	-----	-----	-----	421,080,000.00
	2021-2022					580,000,000.00	-----	-----	579,325,216.00	-----	674,784.00
	2021					6,215,000.00	-----	-----	4,907,210.00	-----	1,307,790.00
	2020					2,344,889.00	-----	-----	2,239,889.00	-----	105,000.00
	2018					279,979.00	-----	-----	-----	-----	279,979.00
	2017					224,464.00	-----	-----	-----	224,464.00	-----
	2015-2017					2,000.00	-----	-----	-----	2,000.00	-----
Subtotal			019	1005	000	589,066,332.00	421,080,000.00	-----	586,472,315.00	226,464.00	423,447,553.00
Global Environment Facility, Treasury <sup>7</sup> Fund Resources: Undisbursed Funds	No Year		020	0066	000	-----	149,288,000.00	-----	149,288,000.00	-----	-----
Contribution to the Asian Development Fund, Treasury <sup>7</sup> Fund Resources: Undisbursed Funds	No Year		020	0067	000	-----	53,323,000.00	-----	53,323,000.00	-----	-----
Contribution to the Inter-American Development Bank, Treasury <sup>7</sup> Fund Resources: Undisbursed Funds	No Year		020	0072	000	3,797,782,688.48	-----	-----	-----	-----	3,797,782,688.48
Contribution to the International Development Association, Treasury Fund Resources: Undisbursed Funds	2021-2022		020	0073	000	-----	-----	300,000,000.00	300,000,000.00	-----	-----
	No Year					-----	1,001,400,000.00	-----	1,001,400,000.00	-----	-----
Subtotal			020	0073	000	- 0 -	1,001,400,000.00	300,000,000.00	1,301,400,000.00	-----	- 0 -
Contribution to the Asian Development Bank, Treasury <sup>7</sup> Fund Resources: Undisbursed Funds	No Year		020	0076	000	748,095,669.50	-----	-----	-----	-----	748,095,669.50

Footnotes at End of Chapter

Appropriations, Outlays, and Balances - Continued

Appropriation or Fund Account  Title	Account Symbol				Balances, Beginning of Fiscal Year	Appropriations and Other Obligational Authority <sup>1</sup>	Transfers Borrowings and Investment (Net) <sup>2</sup>	Outlays (Net)	Balances Withdrawn and Other Transactions <sup>3</sup>	Balances, End of Fiscal Year
	Period of Availability	ATA	AID	MAIN SUB						
Contribution to the International Bank for Reconstruction and Development, Treasury Fund Resources: Undisbursed Funds	2021-2022		020	0077	000	13,200,000.00	-----	-----	-----	13,200,000.00
Authority to Borrow from the Treasury	No Year					1,948,370,879.51	206,500,000.00	-----	-----	1,948,367,886.51
						5,715,000,000.00	-----	-----	-----	5,715,000,000.00
	Subtotal		020	0077	000	7,676,570,879.51	206,500,000.00	-----	206,502,993.00	7,676,567,886.51
Contribution to the International Finance Corporation, Treasury <sup>7</sup> Fund Resources: Undisbursed Funds	No Year		020	0078	000	1,367.00	-----	-----	-----	1,367.00
Contribution to the African Development Fund, Treasury <sup>7</sup> Fund Resources: Undisbursed Funds	No Year		020	0079	000	0.01	211,300,000.00	-----	211,300,000.00	0.01
Contribution to the Clean Technology Fund, Treasury <sup>7</sup> Fund Resources: Undisbursed Funds	No Year		020	0080	000	-----	125,000,000.00	-----	-----	125,000,000.00
Contribution to the African Development Bank, Treasury <sup>7</sup> Fund Resources: Undisbursed Funds	No Year		020	0082	000	0.60	54,648,752.00	-----	54,648,752.00	0.60
Contribution to the Multilateral Investment Guarantee Agency, Treasury <sup>7</sup> Fund Resources: Undisbursed Funds	No Year		020	0084	000	22,201,558.00	-----	-----	-----	22,201,558.00
Contribution to the European Bank for Reconstruction and Development, Treasury <sup>7</sup> Fund Resources: Undisbursed Funds	No Year		020	0088	000	-----	500,000,000.00	-----	335,000,000.00	165,000,000.00
Debt Restructuring, Treasury Fund Resources: Undisbursed Funds	2022-2025		020	0091	000	-----	15,000,000.00	-----	-----	15,000,000.00
	2022-2023					-----	52,000,000.00	-----	-----	52,000,000.00
	2021-2023					15,000,000.00	-----	-----	-----	15,000,000.00
	2020-2021					15,000,000.00	-----	-----	15,000,000.00	-----
	2019-2020					617,952.29	-----	-----	-----	617,952.29
	No Year					351,411,824.80	-----	-----	-----	351,411,824.80
	Subtotal		020	0091	000	382,029,777.09	67,000,000.00	-----	15,000,000.00	434,029,777.09
Contribution to the International Fund for Agricultural Development, Treasury <sup>7</sup> Fund Resources: Undisbursed Funds	No Year		020	1039	000	-----	43,000,000.00	-----	43,000,000.00	-----
International Affairs Technical Assistance, Office of Technical Assistance, Treasury Fund Resources: Undisbursed Funds	2020-2025		020	1045	000	-----	-----	-----	-5,028,128.83	5,028,128.83
	2019-2025					5,615,717.88	-----	-----	-----	3,865,947.20
	2018-2024					5,680,472.66	-----	-----	-----	4,075,712.23
	2015-2024					3,993,306.71	-----	-----	-----	2,704,033.91
	2018-2023					473,446.24	-----	-----	-----	310,103.60
	2020-2022					-----	-----	-----	-47,462.86	47,462.86
	2018-2022					279,798.96	-----	-----	-----	120,633.68
	2017-2022					3,032,006.73	-----	-----	-----	2,114,337.23
	2016-2022					4,205,094.70	-----	-----	-----	2,984,734.55
	2018-2021					543,786.18	-----	-----	-----	193.81
	2016-2021					217,447.65	-----	-----	-----	144,844.83
	2014-2021					88,208.04	-----	-----	-----	59,605.90
	2012-2021					200,635.11	-----	-----	-----	200,635.11

Footnotes at End of Chapter

**Appropriations, Outlays, and Balances - Continued**

Appropriation or Fund Account  Title	Account Symbol				Balances, Beginning of Fiscal Year	Appropriations and Other Obligational Authority <sup>1</sup>	Transfers Borrowings and Investment (Net) <sup>2</sup>	Outlays (Net)	Balances Withdrawn and Other Transactions <sup>3</sup>	Balances, End of Fiscal Year
	Period of Availability	ATA	AID	MAIN SUB						
	2018-2020				4,058,957.25	-----	-----	10,507.81	-----	4,048,449.44
	2017-2020				104,153.85	-----	-----	64,254.25	-----	39,899.60
	2016-2020				1,279,803.32	-----	-----	4,535.77	-----	1,275,267.55
	2015-2020				1,502,171.97	-----	-----	-39.17	-----	1,502,211.14
	2014-2020				589,282.79	-----	-----	-----	-----	589,282.79
	2012-2020				204,300.85	-----	-----	-----	-----	204,300.85
	2017-2019				2,009,592.02	-----	-----	1,593,169.77	-----	416,422.25
	2016-2019				82.80	-----	-----	82.80	-----	-----
	2015-2019				1,080,993.50	-----	-----	1,027,676.52	-----	53,316.98
	2014-2019				330,418.00	-----	-----	38,684.85	-----	291,733.15
	2013-2019				116,626.43	-----	-----	-----	-----	116,626.43
	2008-2019				176.29	-----	-----	-----	-----	176.29
	2016-2018				644,830.60	-----	-----	38,079.94	-----	606,750.66
	2015-2018				48,847.75	-----	-----	-----	-----	48,847.75
	2014-2018				579,436.37	-----	-----	169,475.51	-----	409,960.86
	2015-2017				148,819.38	-----	-----	329.90	148,489.48	-----
	2014-2017				82.60	-----	-----	82.60	-----	-----
	2013-2017				339.20	-----	-----	339.20	-----	-----
	2012-2017				486,899.24	-----	-----	486,899.24	-----	-----
	No Year				53,920,738.78	38,000,000.00	-----	28,994,431.69	-----	62,926,307.09
	Subtotal		020	1045	91,436,473.85	38,000,000.00	-----	35,102,057.80	148,489.48	94,185,926.57
Global Agriculture and Food Security Program, Treasury <sup>7</sup>										
Fund Resources:										
Undisbursed Funds	No Year		020	1475	-----	155,000,000.00	-----	155,000,000.00	-----	-----
Total, Multilateral Assistance					13,305,490,001.53	3,025,539,752.00	300,000,000.00	3,146,037,117.80	374,953.48	13,484,617,682.25
<b>Agency for International Development</b>										
<b>General Fund Accounts</b>										
Capital Investment Fund of the United States Agency for International Development, Funds Appropriated to the President										
Fund Resources:										
Undisbursed Funds	No Year		072	0300	16,178,359.27	258,200,000.00	-----	214,779,897.75	-----	59,598,461.52
Civilian Stabilization Initiative, Funds Appropriated to the President, Agency for International Development										
Fund Resources:										
Undisbursed Funds	No Year		072	0305	1,165,787.73	-----	-----	-335.99	-----	1,166,123.72
Assistance for Europe, Eurasia, and Central Asia, Funds Appropriated to the President, Agency for International Development										
Fund Resources:										
Undisbursed Funds	2020-2025		072	0306	-----	-----	517,774,757.77	229,049,237.33	-----	288,725,520.44
	2017-2025				-----	-----	8,570,102.54	3,023,962.38	-----	5,546,140.16
	2022-2024				-----	-----	-----	380,058,426.52	-----	581,901,573.48
	2019-2024				299,960,132.41	961,960,000.00	-----	180,289,126.14	-----	119,671,006.27
	2022-2023				-----	499,725,000.00	-----	242,006.97	-----	499,482,993.03
	2019-2023				10,000,000.00	-----	-----	380.76	-----	9,999,619.24
	2018-2023				114,695,578.71	-----	-----	69,574,949.47	-----	45,120,629.24
	2021-2022				770,284,000.00	-----	-244,475,943.00	40,863,601.89	-----	484,944,455.11
	2018-2022				10,000,000.00	-----	-----	1,768,186.73	-----	8,231,813.27
	2017-2022				40,368,596.56	-----	3,406,838.00	21,469,565.68	-----	22,305,868.88
	2020-2021				517,835,284.72	-----	-517,774,757.77	60,526.95	-----	-----
	2017-2021				8,580,268.04	-----	-8,570,102.54	-732,168.35	-----	742,333.85
	2016-2021				8,502,467.34	-----	-----	-1,823,762.90	-----	10,326,230.24
	2019-2020				-----	-----	-----	-238,918.75	-----	238,918.75
	2017-2018				3,144,925.85	-----	-3,055,003.72	89,922.13	-----	-----
	2016-2017				673,993.53	-----	4,465,909.54	4,940,699.76	199,203.31	-----
	2012-2017				2,520,638.26	-----	-----	426,510.42	2,094,127.84	-----
	No Year				107,259.18	-----	-----	-----	-----	107,259.18
Transfer To:										
State	2019-2025	019	072	0306	1,978,699.90	-----	-----	1,019,203.37	-----	959,496.53
	2022-2024				-----	151,840,000.00	-----	4,986,493.42	-----	146,853,506.58
	2022-2023				-----	275,000.00	-----	44,422.59	-----	230,577.41
	2018-2023				1,500,000.00	-----	-----	-----	-----	1,500,000.00

Footnotes at End of Chapter

Appropriations, Outlays, and Balances - Continued

Appropriation or Fund Account  Title	Account Symbol				Balances, Beginning of Fiscal Year	Appropriations and Other Obligational Authority <sup>1</sup>	Transfers Borrowings and Investment (Net) <sup>2</sup>	Outlays (Net)	Balances Withdrawn and Other Transactions <sup>3</sup>	Balances, End of Fiscal Year	
	Period of Availability	ATA	AID	MAIN SUB							
	2021-2022				1,749.10	-----	234,772,089.00	45,092,114.13	-----	189,681,723.97	
	2017-2022				54,679.00	-----	5,283,234.72	2,579.73	-----	5,335,333.99	
	2020-2021				171,893,181.77	-----	-----	78,951,423.59	-----	92,941,758.18	
	2016-2021				4,074,135.66	-----	-----	1,447,897.70	-----	2,626,237.96	
	2019-2020				94,498,135.10	-----	-----	44,288,814.29	-----	50,209,320.81	
	2018-2019				52,856,677.15	-----	-----	23,192,360.61	-----	29,664,316.54	
	2017-2018				41,973,282.59	-----	-5,635,069.00	17,966,382.54	-----	18,371,831.05	
	2016-2017				9,284,995.74	-----	-4,465,909.54	4,819,086.20	-----	-----	
	No Year				1,743.09	-----	-----	-367.01	-----	2,110.10	
	Subtotal		072	0306	000	2,164,790,423.70	1,613,800,000.00	-9,703,854.00	1,150,872,664.29	2,293,331.15	2,615,720,574.26
Assistance for the New Independent States of the Former Soviet Union: Ukraine Export Credit Insurance Program Account Fund Resources: Undisbursed Funds	No Year		072	0402	000	19,778.82	-----	-----	-----	-----	19,778.82
Operating Expenses of the United States Agency for International Development, Funds Appropriated to the President Fund Resources: Undisbursed Funds	2022-2024		072	1000	000	-----	42,000,000.00	-----	3,150,545.31	-----	38,849,454.69
	2022-2023				-----	135,800,000.00	-----	-----	-----	-----	135,800,000.00
	2022				-----	1,500,147,000.00	-----	-----	-----	-----	605,375,338.09
	2021-2022				126,799,355.67	-----	30,833,181.03	894,771,661.91	-----	-----	47,697,701.32
	2020-2022				43,434,547.65	-----	-----	14,617,603.08	-----	-----	28,816,944.57
	2021				491,756,300.46	-----	-30,833,181.03	343,399,363.75	-----	-----	117,523,755.68
	2020-2021				41,509,940.12	-----	-----	32,949,609.10	-----	-----	8,560,331.02
	2020				73,527,523.48	-----	-----	40,600,939.03	-----	-----	32,926,584.45
	2019-2020				14,567,427.24	-----	-----	6,527,372.67	-----	-----	8,040,054.57
	2019				49,012,178.81	-----	-----	2,647,636.29	-----	-----	46,364,542.52
	2018-2019				38,345,561.21	-----	-----	13,869,612.06	-----	-----	24,475,949.15
	2018				48,291,592.56	-----	-----	2,688,165.07	-----	-----	45,603,427.49
	2017-2018				24,036,066.98	-----	-----	-2,166,281.09	-----	-----	26,202,348.07
	2010-2018				7,180,434.59	-----	-----	2,218,250.14	-----	-----	4,962,184.45
	2017				18,114,047.03	-----	-----	3,862,609.08	14,251,437.95	-----	-----
	2016-2017				6,508,469.38	-----	-----	24,468.66	6,484,000.72	-----	-----
	No Year				8,374,037.26	-----	-----	-138,211.87	-----	-----	8,512,249.13
Transfer To: State	1995	019	072	1000	000	-313,446.40	-----	-----	-----	-----	<sup>6</sup> -313,446.40
	Subtotal		072	1000	000	991,144,036.04	1,677,947,000.00	-----	1,468,958,178.57	20,735,438.67	1,179,397,418.80
Operating Expenses of the United States Agency for International Development, Office of Inspector General, Funds Appropriated to the President Fund Resources: Undisbursed Funds	2022-2024		072	1007	000	-----	5,000,000.00	-----	182,045.96	-----	4,817,954.04
	2022-2023				-----	9,200,000.00	-----	-----	-----	-----	9,200,000.00
	2022				-----	70,800,000.00	-----	-----	-----	-----	30,101,735.04
	2021-2022				7,599,849.24	-----	-----	1,055.79	40,698,264.96	-----	686,486.86
	2020-2022				186,327.17	-----	-----	-----	108.57	-----	186,218.60
	2021				26,118,824.83	-----	-1,055.79	21,070,255.75	-----	-----	5,047,513.29
	2020-2021				402,041.56	-----	-----	140,690.73	-----	-----	261,350.83
	2020				8,639,564.87	-----	-----	2,358,209.74	-----	-----	6,281,355.13
	2019-2020				1,630,994.06	-----	-----	1,153,995.35	-----	-----	476,998.71
	2019				7,569,371.40	-----	-----	335,919.43	-----	-----	7,233,451.97
	2018-2019				201,054.81	-----	-----	-----	15.81	-----	201,039.00
	2018				2,571,057.48	-----	-----	595,475.38	-----	-----	1,975,582.10
	2017-2018				683,695.73	-----	-----	683,695.73	-----	-----	-----
	2017				2,496,322.43	-----	-----	-934,926.90	3,431,249.33	-----	-----
	2016-2017				590,172.84	-----	-----	-----	590,172.84	-----	-----
	2010-2017				17,523.99	-----	-----	-14,149.78	31,673.77	-----	-----
	No Year				950,277.72	-----	-----	-----	-----	-----	950,277.72
	Subtotal		072	1007	000	59,657,078.13	85,000,000.00	-----	73,184,018.90	4,053,095.94	67,419,963.29

Footnotes at End of Chapter

**Appropriations, Outlays, and Balances - Continued**

Appropriation or Fund Account  Title	Account Symbol				Balances, Beginning of Fiscal Year	Appropriations and Other Obligational Authority <sup>1</sup>	Transfers Borrowings and Investment (Net) <sup>2</sup>	Outlays (Net)	Balances Withdrawn and Other Transactions <sup>3</sup>	Balances, End of Fiscal Year	
	Period of Availability	ATA	AID	MAIN SUB							
Assistance for Eastern Europe and the Baltic States, Funds Appropriated to the President Fund Resources: Undisbursed Funds	No Year		072	1010	000	3,196,274.65	-----	-----	869,061.72	-----	2,327,212.93
Transfer To: State	No Year	019	072	1010	000	447,858.04	-----	-----	-----	-----	447,858.04
	Subtotal		072	1010	000	3,644,132.69	-----	-----	869,061.72	-----	2,775,070.97
Sahel Development Program, Funds Appropriated to the President Fund Resources: Undisbursed Funds	No Year		072	1012	000	605,829.75	-----	-----	-----	-----	605,829.75
Sub-Saharan Africa, Development Assistance, Funds Appropriated to the President Fund Resources: Undisbursed Funds	No Year		072	1014	000	4,690,497.17	-----	-----	-4,390.46	-----	4,694,887.63
Development Assistance, Agency for International Development, Funds Appropriated to the President Fund Resources: Undisbursed Funds	2021-2025		072	1021	000	-----	-----	55,000,000.00	-----	-----	55,000,000.00
	2020-2025					-----	-----	3,007,757,351.62	-----	-----	2,091,183,896.64
	2017-2025					-----	-----	24,305,233.80	-----	-----	18,771,735.96
	2020-2024					50,000,000.00	-----	-----	5,533,497.84	-----	47,252,005.32
	2019-2024					1,739,615,782.80	-----	-----	2,747,994.68	-----	854,444,483.31
	2016-2024					32,634,818.96	-----	-----	885,171,299.49	-----	26,171,168.69
	2022-2023					-----	-----	-----	6,463,650.27	-----	4,140,451,291.96
	2019-2023					28,921,782.27	4,140,494,000.00	-----	42,708.04	-----	25,671,300.91
	2018-2023					783,041,250.15	-----	-----	3,250,481.36	-----	357,181,075.68
	2015-2023					6,181,855.80	-----	-----	425,860,174.47	-----	4,480,613.75
	2021-2022					3,500,000,092.70	-----	-----	1,701,242.05	-----	3,118,355,590.48
	2020-2022					58,659.00	-----	-66,452,000.00	315,192,502.22	-----	58,659.00
	2018-2022					24,222,930.65	-----	-----	3,636,112.26	-----	20,586,818.39
	2017-2022					328,994,080.98	-----	-----	181,370,012.16	-----	147,624,068.82
	2020-2021					3,010,875,004.34	-----	-----	1,032,050.28	-----	2,085,602.44
	2017-2021					24,309,618.85	-----	-----	-24,305,233.80	-----	3,857.20
	2016-2021					171,022,158.49	-----	-----	527.85	-----	121,743,239.74
	2019-2020					-----	-----	-----	49,278,918.75	-----	2,308,024.07
	2016-2020					135,172.88	-----	-----	-2,308,024.07	-----	158,436.42
	2015-2020					53,686,067.50	-----	-----	-23,263.54	-----	31,023,774.37
	2014-2020					2,575,032.58	-----	-----	22,662,293.13	-----	1,772,238.16
	2018-2019					-----	-----	-----	802,794.42	-----	310,865.67
	2015-2019					7,362.41	-----	-----	-310,865.67	-----	36,109.98
	2014-2019					34,404,366.24	-----	-----	-28,747.57	-----	20,202,881.92
	2017-2018					-----	-----	-----	14,201,484.32	-----	77,474.78
	2013-2018					26,581,230.06	-----	-----	-77,474.78	-----	17,610,774.23
	2016-2017					1,209,360.03	-----	-----	8,970,455.83	-----	-----
	2012-2017					13,238,743.88	-----	132,608.25	1,049,346.20	292,622.08	-----
	No Year					18,698,383.95	-----	-----	5,516,175.39	7,722,568.49	-----
Transfer To: Agriculture	No Year					-----	-----	-----	4,237,587.70	-----	14,460,796.25
	2019-2020	012	072	1021	000	2,748,041.13	-----	-----	1,698,500.73	-----	1,049,540.40
	2018-2019					743,040.90	-----	-----	253,100.48	-----	489,940.42
	2017-2018					84,595.59	-----	-----	-----	-----	84,595.59
Agriculture State	2016-2017	012	072	1021	011	132,608.25	-----	-132,608.25	-----	-----	-----
	2018-2023	019	072	1021	000	1,512,248.50	-----	-----	385,841.00	-----	1,126,407.50
	2021-2022					-----	-----	-----	185,668.71	-----	14,816,331.29
	2020-2021					1,700,061.61	-----	-----	749,933.36	-----	950,128.25
	2019-2020					1,955,849.75	-----	-----	1,122,598.63	-----	833,251.12
	2018-2019					657,439.94	-----	-----	73,261.38	-----	584,178.56
	2017-2018					1,858,868.52	-----	-----	343,142.66	-----	1,515,725.86
	2013-2018					107,051.84	-----	-----	-----	-----	107,051.84
	No Year					216,122.36	-----	-----	-----	-----	216,122.36
	Subtotal		072	1021	000	9,862,129,682.91	4,140,494,000.00	3,550,000.00	2,857,358,435.01	8,015,190.57	11,140,800,057.33

Footnotes at End of Chapter

Appropriations, Outlays, and Balances - Continued

Appropriation or Fund Account  Title	Account Symbol				Balances, Beginning of Fiscal Year	Appropriations and Other Obligational Authority <sup>1</sup>	Transfers Borrowings and Investment (Net) <sup>2</sup>	Outlays (Net)	Balances Withdrawn and Other Transactions <sup>3</sup>	Balances, End of Fiscal Year	
	Period of Availability	ATA	AID	MAIN							SUB
Food and Nutrition, Development Assistance, Economic Assistance, Funds Appropriated to the President Fund Resources: Undisbursed Funds	No Year		072	1023	000	2,767,500.48	-----	-----	-----	-----	2,767,500.48
Population Planning and Health, Development Assistance, Economic Assistance, Funds Appropriated to the President Fund Resources: Undisbursed Funds	No Year		072	1024	000	272,441.82	-----	-----	-----	-----	272,441.82
Education and Human Resources Development, Development Assistance, Economic Assistance, Funds Appropriated to the President Fund Resources: Undisbursed Funds	No Year		072	1025	000	2,649,022.09	-----	-----	-----	-----	2,649,022.09
Transition Initiatives, International Assistance Program, Agency for International Development Fund Resources: Undisbursed Funds	2019-2020 No Year		072	1027	000	9,873.69 154,586,752.30	----- 200,000,000.00	----- 70,000,000.00	9,873.69 115,632,126.59	----- -----	----- 308,954,625.71
	Subtotal		072	1027	000	154,596,625.99	200,000,000.00	70,000,000.00	115,642,000.28	-----	308,954,625.71
HIV/AIDS Working Capital Fund, Agency for International Development Fund Resources: Undisbursed Funds	No Year		072	1033	000	1,061,121,656.10	-----	-----	11,976,375.40	-----	1,049,145,280.70
International Disaster Assistance, Funds Appropriated to the President, US Agency for International Development Fund Resources: Undisbursed Funds	No Year		072	1035	000	5,838,881,176.17	11,303,460,000.00	-38,000,000.00	5,305,339,519.02	-----	11,799,001,657.15
Sub-Saharan Africa Disaster Assistance, Funds Appropriated to the President Fund Resources: Undisbursed Funds	No Year		072	1040	000	81,817.60	-----	-----	-----	-----	81,817.60
Assistance for the Independent States of the Former Soviet Union, Funds Appropriated to the President, United Agency for International Development Fund Resources: Undisbursed Funds	No Year		072	1093	000	6,443,205.60	-----	-----	695,726.19	-----	5,747,479.41
Transfer To: State	No Year	019	072	1093	000	1,059,345.43	-----	-----	-----	-----	1,059,345.43
	Subtotal		072	1093	000	7,502,551.03	-----	-----	695,726.19	-----	6,806,824.84
Child Survival and Health Programs Fund, United States Agency for International Development Fund Resources: Undisbursed Funds	No Year		072	1095	000	37,090,373.64	-----	-----	346,482.24	-----	36,743,891.40
<b>Special Fund Accounts</b>											
Loan Guarantees to Israel Program, Reimbursements of Administrative Expenses, Agency for International Development Fund Resources: Undisbursed Funds	No Year		072	5318	000	27,000.00	-----	-----	-----	-----	27,000.00
<b>Public Enterprise Funds</b>											
Property Management Fund, Agency for International Development Fund Resources: Undisbursed Funds	No Year		072	4175	000	21,909,900.63	-----	-----	4,118,642.76	-----	17,791,257.87
<b>Intragovernmental Funds</b>											

Footnotes at End of Chapter



**Appropriations, Outlays, and Balances - Continued**

Appropriation or Fund Account  Title	Account Symbol				Balances, Beginning of Fiscal Year	Appropriations and Other Obligational Authority <sup>1</sup>	Transfers Borrowings and Investment (Net) <sup>2</sup>	Outlays (Net)	Balances Withdrawn and Other Transactions <sup>3</sup>	Balances, End of Fiscal Year	
	Period of Availability	ATA	AID	MAIN							SUB
Working Capital Fund, International Assistance Program Fund Resources: Undisbursed Funds	No Year		072	4513	000	18,915,068.95	-----	-----	-3,032,242.13	-----	21,947,311.08
Acquisition of Property Revolving Fund, Agency for International Development Fund Resources: Undisbursed Funds	No Year		072	4590	000	46,299.08	-----	-----	-----	-----	46,299.08
<b>Trust Fund Accounts</b>											
Foreign National Employees Separation Liability Fund, Agency for International Development Fund Resources: Undisbursed Funds	No Year		072	8342	000	64,291,974.16	5,620,379.98	-----	4,399,152.22	-----	65,513,201.92
Technical Assistance, United States Dollars Advanced from Foreign Governments, Agency for International Development Fund Resources: Undisbursed Funds	No Year		072	8502	000	5,212,126.63	-----	-----	51,798.80	-----	5,160,327.83
Gifts and Donations, Agency for International Development Fund Resources: Undisbursed Funds	No Year		072	8824	000	87,115,077.90	34,318,001.21	-----	52,238,992.05	-----	69,194,087.06
<b>Deductions for Offsetting Receipts</b>											
Proprietary Receipts from the Public						-----	-773,285,655.20	-----	-895,071,514.20	-----	-----
Intrabudgetary Receipts Deducted by Agency						-----	-4,033,837.61	-----	-4,033,837.61	-----	-----
Total Offsetting Receipts						- 0 -	-777,319,492.81	-----	-899,105,351.81	-----	- 0 -
Total, Agency for International Development						20,406,506,218.48	18,541,519,888.38	25,846,146.00	10,358,688,624.81	35,097,056.33	28,458,300,712.72
<b>Overseas Private Investment Corporation</b>											
<b>General Fund Accounts</b>											
Program Account, United States International Development Finance Corporation Fund Resources: Undisbursed Funds	2018-2020		071	0100	000	7,595,237.58	-----	-----	131,675.00	-----	7,463,562.58
	2017-2019					12,844,716.44	-----	-----	2,531,445.50	-----	10,313,270.94
	2016-2018					7,116,020.32	-----	-----	46,290.83	-----	7,069,729.49
	2015-2017					8,510,327.42	-----	-----	765,277.01	-----	8 7,745,050.41
	2014-2016					12,462,491.75	-----	-----	627,263.78	-----	9 11,835,227.97
	2013-2015					6,163,114.84	-----	-----	9,396.00	-----	9 6,153,718.84
	2012-2014					7,246,420.46	-----	-7,246,420.46	-----	-----	10 -----
	Subtotal		071	0100	000	61,938,328.81	-----	-7,246,420.46	4,111,348.12	-----	50,580,560.23
Total, Overseas Private Investment Corporation						61,938,328.81	-----	-7,246,420.46	4,111,348.12	-----	50,580,560.23
<b>Trade and Development Agency</b>											
<b>General Fund Accounts</b>											
Trade and Development Agency, Funds Appropriated to the President Fund Resources: Undisbursed Funds	2020-2024		011	1001	000	-203,983.17	-----	-----	-149,868.63	-----	6 -54,114.54
	2022-2023					-----	79,500,000.00	-----	12,384,967.99	-----	67,115,032.01
	2018-2023					-----	-----	6,361,697.00	-----	-----	6,361,697.00
	2021-2022					5 66,330,213.75	-----	-----	15,944,853.61	-----	50,385,360.14
	2018-2022					-----	-----	-----	25,722.23	-----	6 -25,722.23
	2017-2022					-----	-----	5,271,282.00	-----	-----	5,271,282.00
	2020-2021					5 55,455,082.71	-----	-----	20,774,373.13	-----	34,680,709.58
	2017-2021					-----	-----	-----	-16,297.92	-----	16,297.92
	2019-2020					34,897,330.01	-----	-----	8,643,399.68	-----	26,253,930.33

Footnotes at End of Chapter

Appropriations, Outlays, and Balances - Continued

Appropriation or Fund Account  Title	Account Symbol				Balances, Beginning of Fiscal Year	Appropriations and Other Obligational Authority <sup>1</sup>	Transfers Borrowings and Investment (Net) <sup>2</sup>	Outlays (Net)	Balances Withdrawn and Other Transactions <sup>3</sup>	Balances, End of Fiscal Year
	Period of Availability	ATA	AID	MAIN SUB						
	2015-2020				3,200,080.00	-----	-----	246,535.00	-----	2,953,545.00
	2018-2019				26,917,104.04	-----	-6,361,697.00	3,841,684.26	-----	16,713,722.78
	2014-2019				1,481,604.33	-----	-----	-119,556.03	-----	1,601,160.36
	2017-2018				18,019,998.35	-----	-5,271,282.00	1,784,154.15	-----	10,964,562.20
	2013-2018				1,325,248.85	-----	-----	-----	-----	1,325,248.85
	2016-2017				10,558,923.42	-----	-----	575,500.31	9,983,423.11	-----
	2012-2017				1,517,049.36	-----	-----	-----	1,517,049.36	-----
	No Year				475,959.08	-----	-----	-----	-----	475,959.08
	Subtotal		011	1001	000	219,974,610.73	79,500,000.00	63,935,467.78	11,500,472.47	224,038,670.48
Total, Trade and Development Agency						219,974,610.73	79,500,000.00	63,935,467.78	11,500,472.47	224,038,670.48
<b>Peace Corps</b>										
<b>General Fund Accounts</b>										
Operating Expenses, Peace Corps, Funds Appropriated to the President										
Fund Resources:										
Undisbursed Funds	2022-2023		011	0100	000	-----	410,500,000.00	-----	249,263,062.43	-----
	2021-2022					188,078,099.89	-70,000,000.00	-----	108,494,031.12	-----
	2020-2022					19,424,321.64	-----	-----	876,861.49	-----
	2020-2021					6,607,486.43	-----	-----	1,403,453.24	-----
	2019-2020					4,526,847.72	-----	-----	-121,009.48	-----
	2018-2019					2,955,867.50	-----	-----	143,302.27	-----
	2017-2018					5,980,554.36	-----	-----	-205.16	-----
	2016-2017					3,196,733.64	-----	-----	472.02	3,196,261.62
	No Year					10,235.65	-----	-----	-600.00	-----
	Subtotal		011	0100	000	230,780,146.83	340,500,000.00	-----	360,059,367.93	3,196,261.62
Foreign Currency Fluctuations, Peace Corps										
Fund Resources:										
Undisbursed Funds	No Year		011	0101	000	5,000,000.00	-----	-----	-----	5,000,000.00
<b>Special Fund Accounts</b>										
Host Country Resident Contractors Separation Liability Fund, Peace Corps										
Fund Resources:										
Undisbursed Funds	No Year		011	5395	000	37,337,384.85	4,482,000.00	-----	2,454,858.05	-----
<b>Trust Fund Accounts</b>										
Gifts and Contributions, Peace Corps										
Fund Resources:										
Undisbursed Funds	No Year		011	8245	000	3,000,850.04	223,507.92	-----	-1,744.64	-----
Foreign Service National Separation Liability Trust Fund, Peace Corps										
Fund Resources:										
Undisbursed Funds	No Year		011	8345	000	2,266,624.61	-----	-----	41,000.99	-----
<b>Deductions for Offsetting Receipts</b>										
Proprietary Receipts from the Public						-----	-210,491.13	-----	-210,491.13	-----
Intrabudgetary Receipts Deducted by Agency						-----	-4,482,000.00	-----	-4,482,000.00	-----
Total Offsetting Receipts						- 0 -	-4,692,491.13	-----	-4,692,491.13	- 0 -
Total, Peace Corps						278,385,006.33	340,513,016.79	-----	357,860,991.20	3,196,261.62
<b>Inter-American Foundation</b>										
<b>General Fund Accounts</b>										
Inter-American Foundation										
Fund Resources:										
Undisbursed Funds	2022-2023		164	3100	000	-----	42,000,000.00	-----	14,790,422.20	-----
	2021-2022					24,373,026.16	-----	-----	12,739,930.45	-----
	2020-2021					14,232,235.97	-----	-----	8,118,470.07	-----

Footnotes at End of Chapter

**Appropriations, Outlays, and Balances - Continued**

Appropriation or Fund Account  Title	Account Symbol				Balances, Beginning of Fiscal Year	Appropriations and Other Obligational Authority <sup>1</sup>	Transfers Borrowings and Investment (Net) <sup>2</sup>	Outlays (Net)	Balances Withdrawn and Other Transactions <sup>3</sup>	Balances, End of Fiscal Year	
	Period of Availability	ATA	AID	MAIN SUB							
	2019-2020				5,843,183.73	-----	-----	3,095,045.27	-----	2,748,138.46	
	2018-2019				1,493,704.92	-----	-----	917,549.41	-----	576,155.51	
	2017-2018				788,798.18	-----	-----	166,569.00	-----	622,229.18	
	2016-2017				544,660.24	-----	-----	416,037.05	128,623.19	-----	
	No Year				11,390,411.98	-----	-----	730,998.16	-----	10,659,413.82	
	Subtotal		164	3100	58,666,021.18	42,000,000.00	-----	40,975,021.61	128,623.19	59,562,376.38	
<b>Trust Fund Accounts</b>											
Gifts, Donations and Contributions, Inter-American Foundation Fund Resources: Undisbursed Funds	No Year		164	8243	000	488,520.86	812,455.23	-----	173,668.25	-----	1,127,307.84
<b>Deductions for Offsetting Receipts</b>											
Proprietary Receipts from the Public					-----	-812,455.23	-----	-812,455.23	-----	-----	
Total, Inter-American Foundation					59,154,542.04	42,000,000.00	-----	40,336,234.63	128,623.19	60,689,684.22	
<b>African Development Foundation</b>											
<b>General Fund Accounts</b>											
African Development Foundation Fund Resources: Undisbursed Funds	2022-2023		166	0700	000	-----	40,000,000.00	-----	17,134,294.52	-----	22,865,705.48
	2021-2022					15,176,804.53	-----	8,805,527.47	-----	6,371,277.06	
	2020-2021					5,568,329.35	-----	2,835,184.94	-----	2,733,144.41	
	2019-2020					3,394,616.38	-----	1,273,207.16	-----	2,121,409.22	
	2018-2019					2,439,257.77	-----	454,822.39	-----	1,984,435.38	
	2017-2018					1,236,861.14	-----	256,211.61	-----	980,649.53	
	2016-2017					1,412,401.54	-----	149,555.11	1,262,846.43	-----	
	No Year					6,116,957.79	-----	3,396,526.26	-----	2,720,431.53	
	Subtotal		166	0700	000	35,345,228.50	40,000,000.00	-----	34,305,329.46	1,262,846.43	39,777,052.61
<b>Trust Fund Accounts</b>											
Gifts and Donations, African Development Foundation Fund Resources: Undisbursed Funds Funds Held Outside the Treasury	No Year		166	8239	000	2,807,392.22	4,438,011.59	831,534.28	4,259,281.04	-----	3,817,657.05
						9,077,820.90	-----	-831,534.28	-----	-----	8,246,286.62
	Subtotal		166	8239	000	11,885,213.12	4,438,011.59	-----	4,259,281.04	-----	12,063,943.67
<b>Deductions for Offsetting Receipts</b>											
Proprietary Receipts from the Public					-----	-4,438,011.59	-----	-4,438,011.59	-----	-----	
Total, African Development Foundation					47,230,441.62	40,000,000.00	-----	34,126,598.91	1,262,846.43	51,840,996.28	
<b>International Monetary Programs</b>											
<b>General Fund Accounts</b>											
United States Quota, International Monetary Fund, Treasury <sup>7</sup> Fund Resources: Undisbursed Funds Transfer To: Treasury <sup>7</sup> Treasury	No Year		020	0003	000	-----	-----	5,383,014,007.21	-----	5,383,014,007.21	-----
	No Year	020	020	0003	000	85,431,495,848.57	-----	-5,383,014,007.21	-----	1,712,000,000.00	78,336,481,841.36
	No Year					32,742,658,697.26	-----	-----	-----	1,408,912,360.68	31,333,746,336.58
	Subtotal		020	0003	000	118,174,154,545.83	-----	-----	-----	8,503,926,367.89	109,670,228,177.94
Contributions to the International Monetary Fund Facilities and Trust											

Footnotes at End of Chapter

Appropriations, Outlays, and Balances - Continued

Appropriation or Fund Account  Title	Account Symbol				Balances, Beginning of Fiscal Year	Appropriations and Other Obligational Authority <sup>1</sup>	Transfers Borrowings and Investment (Net) <sup>2</sup>	Outlays (Net)	Balances Withdrawn and Other Transactions <sup>3</sup>	Balances, End of Fiscal Year
	Period of Availability	ATA	AID	MAIN SUB						
Funds, Treasury Fund Resources: Undisbursed Funds	2022-2032		020	1699	000	----- 102,000,000.00	----- -----	70,000,000.00	----- -----	32,000,000.00
Total, International Monetary Programs						118,174,154,545.83	----- -----	70,000,000.00	8,503,926,367.89	109,702,228,177.94
<b>Military Sales Program</b>										
<b>Public Enterprise Funds</b>										
Special Defense Acquisition Fund, Funds Appropriated to the President Fund Resources: Undisbursed Funds	No Year		011	4116	000	<sup>5</sup> 205,506,585.59	108,894,249.23	-302,321,396.40	-127,926,629.81	----- 140,006,068.23
Transfer To: Defense	2022-2024	097	011	4116	000	----- 5,200,000.00	----- 270,000.00	----- 235,526,432.00	----- 204,930.79	----- 5,470,000.00
	2021-2023					44,069,000.00	-----	44,052,959.64	79,898,803.06	----- 279,390,501.21
	2020-2022					274,264,379.67	-----	-31,026.32	38,057,744.94	----- 238,418,536.25
	2019-2021					74,734,299.10	-----	-3,976.78	67,737,172.09	----- 36,645,527.84
	2018-2020					76,822,968.63	-----	-6,000.00	16,385,885.82	----- 9,081,819.76
	2017-2019					25,707,062.90	-----	-----	13,455,765.17	----- 9,315,177.08
	2016-2018					24,684,233.52	-----	6,822.66	-----	----- 11,228,468.35
	2015-2017					-----	-----	-----	-----	-----
	No Year					2,856,139.65	-114,094,249.23	22,506,185.20	-252,525,694.49	----- 163,793,770.11
Subtotal			011	4116	000	728,644,669.06	----- -----	----- -164,705,199.77	----- -----	----- 893,349,868.83
<b>Trust Fund Accounts</b>										
Advances, Foreign Military Sales, Funds Appropriated to the President Fund Resources: Undisbursed Funds	No Year		011	8242	000	<sup>5</sup> 33,904,188,993.54	39,631,127,657.74	-----	34,745,436,422.37	----- 38,789,880,228.91
Unfunded Contract Authority						191,851,441,344.90	<sup>11</sup> 14,599,115,570.78	-----	-----	----- 206,450,556,915.68
Subtotal			011	8242	000	225,755,630,338.44	54,230,243,228.52	----- -----	34,745,436,422.37	----- 245,240,437,144.59
<b>Deductions for Offsetting Receipts</b>										
Proprietary Receipts from the Public						-----	-39,631,127,657.74	-----	-39,631,127,657.74	-----
Total, Military Sales Program						226,484,275,007.50	14,599,115,570.78	----- -----	-5,050,396,435.14	----- 246,133,787,013.42
<b>United States International Development Finance Corporation</b>										
<b>General Fund Accounts</b>										
Program Account, United States International Development Finance Corporation Fund Resources: Undisbursed Funds	2021-2027		077	0110	000	-----	-----	2,196,320.00	-----	----- 2,196,320.00
	2020-2026					-----	-----	17,970,250.84	-----	----- 17,970,250.84
	2022-2024					-----	-----	-----	-54,445,320.78	----- 54,445,320.78
	2021-2023					47,742,080.00	545,338,134.67	4,803,680.00	557,856,632.01	----- 40,027,262.66
	2020-2023					100,000.00	-----	-----	-----	----- 100,000.00
	2020-2022					128,640,274.93	-----	-15,648,250.84	16,856,729.57	----- 96,135,294.52
	2019-2021					14,808,314.50	-----	-----	5,399,861.75	----- 9,408,452.75
	No Year					132,748.84	2,618,000.06	-----	2,618,000.06	----- 132,748.84
Subtotal			077	0110	000	191,423,418.27	547,956,134.73	9,322,000.00	528,285,902.61	----- 220,415,650.39
Inspector General, United States International Development Finance Corporation Fund Resources: Undisbursed Funds	2022-2027		077	0111	000	-----	99,357.57	-----	-----	----- 99,357.57
	2021-2026					-----	-----	273,535.17	-----	----- 273,535.17
	2020-2025					-----	-----	314,996.27	-----	----- 314,996.27
	2022-2023					-----	2,700,642.43	-----	1,891,057.50	----- 809,584.93
	2021-2022					1,822,855.90	-----	-273,535.17	1,540,633.51	----- 8,687.22
	2020-2021					491,569.78	-----	-314,996.27	159,835.20	----- 16,738.31

Footnotes at End of Chapter

**Appropriations, Outlays, and Balances - Continued**

Appropriation or Fund Account  Title	Account Symbol				Balances, Beginning of Fiscal Year	Appropriations and Other Obligational Authority <sup>1</sup>	Transfers Borrowings and Investment (Net) <sup>2</sup>	Outlays (Net)	Balances Withdrawn and Other Transactions <sup>3</sup>	Balances, End of Fiscal Year
	Period of Availability	ATA	AID	MAIN						
Subtotal		077	0111	000	2,314,425.68	2,800,000.00	-----	3,591,526.21	-----	1,522,899.47
Program Account, Microenterprise and Small Enterprise Development, United States International Development Finance Corporation Fund Resources: Undisbursed Funds	No Year	077	0400	000	2,820,398.21	-----	-----	-----	-----	2,820,398.21
Program Account, Urban and Environmental Credit, United States International Development Finance Corporation Fund Resources: Undisbursed Funds	No Year	077	0401	000	2,154,255.07	34,012,263.26	-----	34,012,263.26	-----	2,154,255.07
<b>Public Enterprise Funds</b>										
Economic Assistance Loans Liquidating Account, United States International Development Finance Corporation Fund Resources: Undisbursed Funds	No Year	077	4103	000	7,177,236.94	-----	-----	-46,275,578.09	<sup>4</sup> 47,545,773.62	5,907,041.41
Housing and Other Credit Guaranty Programs Liquidating Account, United States International Development Finance Corporation Fund Resources: Undisbursed Funds	No Year	077	4340	000	900,160.79	3,424,368.29	-----	-350,280.84	<sup>4</sup> 4,674,809.92	-----
Corporate Capital Account, United States International Development Finance Corporation Fund Resources: Undisbursed Funds	2022-2028	077	4483	000	-----	3,943,883.04	-----	-----	-----	3,943,883.04
	2021-2027				-----	-----	932,691.41	-----	-----	932,691.41
	2022-2026				-----	1,000,000.00	-----	-----	-----	1,000,000.00
	2020-2026				-----	-----	2,142,212.89	-----	-----	2,142,212.89
	2021-2025				1,000,000.00	-----	-----	-----	-----	1,000,000.00
	2022-2024				-----	465,886,625.61	-----	-80,443,360.80	-----	546,329,986.41
	2020-2024				1,000,000.00	-----	-----	-----	-----	1,000,000.00
	2018-2024				-76,103.12	-----	-----	18,609.36	-----	<sup>6</sup> -94,712.48
	2021-2023				420,836,936.74	-----	-932,691.41	93,612,371.45	-----	326,291,873.88
	2018-2023				1,448,034.50	-----	-----	612,806.36	-----	835,228.14
	2020-2022				104,832,298.03	-----	-2,142,212.89	32,511,322.67	-----	70,178,762.47
	2019-2022				2,744,567.28	-----	-----	684,582.98	-----	2,059,984.30
	2018-2022				860,804.90	-----	-----	194,251.35	-----	666,553.55
	2019-2021				1,875,681.64	-----	-----	578,501.76	-----	1,297,179.88
	2018-2019				2,447,790.00	-----	-----	1,053,160.00	-----	1,394,630.00
	2017-2018				349,691.29	-----	-----	358.04	-----	349,333.25
	No Year				104,833,143.69	-130,139,731.66	-40,780,326.84	-161,096,791.41	-----	95,009,876.60
Unrealized Discount on Investments					-40,777,371.92	-----	-85,065,163.02	-----	-----	-125,842,534.94
Investments in US Treasury Securities					6,128,423,252.28	-----	133,091,910.32	-----	-----	6,261,515,162.60
Subtotal		077	4483	000	6,729,798,725.31	340,690,776.99	7,246,420.46	-112,274,188.24	-----	7,190,010,111.00
<b>Deductions for Offsetting Receipts</b>										
Proprietary Receipts from the Public					-----	-396,569,590.98	-----	-415,129,978.49	-----	-----
Total, United States International Development Finance Corporation					6,936,588,620.27	532,313,952.29	16,568,420.46	-8,140,333.58	52,220,583.54	7,422,830,355.55
<b>Special Assistance Initiatives</b>										
<b>General Fund Accounts</b>										
Demobilization and Transition Fund, Funds Appropriated to the President Fund Resources: Undisbursed Funds	No Year	072	1500	000	87,327.23	-----	-----	-----	-----	87,327.23
Total, Special Assistance Initiatives					87,327.23	-----	-----	-----	-----	87,327.23
Total, International Assistance Programs					423,942,688,328.60	63,252,156,154.80	-52,413,854.00	35,813,650,950.10	9,374,990,554.27	441,629,579,030.52

Footnotes at End of Chapter

Appropriations, Outlays, and Balances - Continued

Appropriation or Fund Account  Title	Account Symbol				Balances, Beginning of Fiscal Year	Appropriations and Other Obligational Authority <sup>1</sup>	Transfers Borrowings and Investment (Net) <sup>2</sup>	Outlays (Net)	Balances Withdrawn and Other Transactions <sup>3</sup>	Balances, End of Fiscal Year	
	Period of Availability	ATA	AID	MAIN							SUB
<b>Memorandum</b>											
<b>Financing Accounts</b>											
<b>Public Enterprise Funds</b>											
Foreign Military Financing, Direct Loan Financing Account, Funds Appropriated to the President											
Fund Resources:											
Undisbursed Funds	No Year		011	4122	000	55,760,314.16	-----	-631,136,151.65	-600,354,906.74	-----	24,979,069.25
Authority to Borrow from the Treasury						-----	183,863,848.35	-183,863,848.35	-----	-----	-----
Subtotal			011	4122	000	55,760,314.16	183,863,848.35	-815,000,000.00	-600,354,906.74	-----	24,979,069.25
Military Debt Reduction Financing Account											
Fund Resources:											
Undisbursed Funds	No Year		011	4174	000	-----	-----	746,876.31	746,876.31	-----	-----
Authority to Borrow from the Treasury						-----	746,876.31	-746,876.31	-----	-----	-----
Subtotal			011	4174	000	- 0 -	746,876.31	-----	746,876.31	-----	- 0 -
Loan Guarantees to Israel Financing Account, Agency for International Development, Funds Appropriated to the President											
Fund Resources:											
Undisbursed Funds	No Year		072	4119	000	1,034,024,924.55	-----	-----	67,978,689.63	-----	966,046,234.92
Assistance for the New Independent States of the Former Soviet Union: Ukraine Export Credit Insurance Financing Account											
Fund Resources:											
Undisbursed Funds	No Year		072	4345	000	266,573,524.36	-----	-----	266,573,524.36	-----	-----
MENA Loan Guarantee Financing Account, Funds Appropriated to the President, US Agency for International Development											
Fund Resources:											
Undisbursed Funds	No Year		072	4493	000	1,074,414,381.86	-----	-----	448,946,836.07	-----	625,467,545.79
Debt Reduction Financing Account, United States International Development Finance Corporation											
Fund Resources:											
Undisbursed Funds	No Year		077	4137	000	170,616,393.52	-----	-----	-46,462,333.49	46,462,333.49	170,616,393.52
Guaranteed Loan Financing Account, Urban and Environmental Credit, United States International Development Finance Corporation											
Fund Resources:											
Undisbursed Funds	No Year		077	4344	000	28,053,270.04	-----	-----	5,427,903.72	-----	22,625,366.32
U.S. International Development Finance Corporation Insurance of Debt Financing Account											
Fund Resources:											
Undisbursed Funds	No Year		077	4389	000	-----	-----	3,640,000.00	-3,374,233.68	-----	7,014,233.68
Authority to Borrow from the Treasury						4,250,000.00	70,100,500.00	-3,640,000.00	-----	64,660,500.00	6,050,000.00
Subtotal			077	4389	000	4,250,000.00	70,100,500.00	-----	-3,374,233.68	64,660,500.00	13,064,233.68
Direct Loan Financing Account, United States International Development Finance Corporation											
Fund Resources:											
Undisbursed Funds	No Year		077	4484	000	253,345,042.31	-----	1,144,850,479.30	1,001,488,852.98	-----	396,706,668.63
Authority to Borrow from the Treasury						4,740,306,063.79	5,750,201,077.56	-2,283,631,483.01	-----	1,424,232,060.97	6,782,643,597.37
Subtotal			077	4484	000	4,993,651,106.10	5,750,201,077.56	-1,138,781,003.71	1,001,488,852.98	1,424,232,060.97	7,179,350,266.00
Guaranteed Loan Financing Account, United States International Development Finance Corporation											
Fund Resources:											
Undisbursed Funds	No Year		077	4485	000	845,675,533.41	-----	92,719,460.75	247,266,108.97	-----	691,128,885.19
Authority to Borrow from the Treasury						293,345,132.20	2,193,298,536.78	-829,430,928.37	-----	1,647,890,491.06	9,322,249.55

Footnotes at End of Chapter

## Appropriations, Outlays, and Balances - Continued

Appropriation or Fund Account	Account Symbol				Balances, Beginning of Fiscal Year	Appropriations and Other Obligational Authority <sup>1</sup>	Transfers Borrowings and Investment (Net) <sup>2</sup>	Outlays (Net)	Balances Withdrawn and Other Transactions <sup>3</sup>	Balances, End of Fiscal Year	
Title	Period of Availability	ATA	AID	MAIN							SUB
	Subtotal		077	4485	000	1,139,020,665.61	2,193,298,536.78	-736,711,467.62	247,266,108.97	1,647,890,491.06	700,451,134.74
Clean Technology Fund Loans Financing Account, Bureau of the Fiscal Service, Department of Treasury						-----	828,150,680.00	-----	-----	2,360,497.01	825,790,182.99
Fund Resources: Authority to Borrow from the Treasury											
Total, Financing Accounts						8,766,364,580.20	9,026,361,519.00	-2,690,492,471.33	1,388,237,318.13	3,185,605,882.53	10,528,390,427.21

Footnotes at End of Chapter

Footnotes

- 1 The amounts in this column, unless otherwise footnoted, represent appropriations, increases and rescissions in borrowing authority or new contract authority. Appropriation accounts with appropriation transfer activity are presented in Table 1 (Appropriations and Appropriation Transfers) at the end of this chapter.
- 2 The amounts in this column, unless otherwise footnoted, represent transfers - other than appropriation transfers, borrowings (gross), investments (net), unrealized discounts or funds held outside the Treasury.
- 3 The amounts in this column, unless otherwise footnoted, represent obligated balances canceled for fiscal year 2017 pursuant to 31 U.S.C. 1553 and adjustments to borrowing and contract authority.
- 4 Represents capital transfer to miscellaneous receipts.
- 5 The opening balance(s) of the following account(s) have been adjusted during the current fiscal year and do not agree with last year's closing balance(s):

<u>Account Symbol:(ATA, AID, POA, MAIN, SUB)</u>	<u>Adjustment</u>
011 2016-2017 1082 000 - Undi sbursed Funds	-\$25,000,000.00
011 2021-2022 1001 000 - Undi sbursed Funds	-\$750,000.00
011 2020-2021 1001 000 - Undi sbursed Funds	\$750,000.00
011 X 4116 000 - Undi sbursed Funds	\$51,645,686.60
011 X 8242 000 - Undi sbursed Funds	-\$2,436,502,808.84

- 6 Subject to disposition by the administrative agency.
- 7 The following account symbol(s) was/were amended during the current fiscal year:

<u>Amended Symbol:(ATA, AID, POA, MAIN, SUB)</u>	<u>Discontinued Symbol:(ATA, AID, POA, MAIN, SUB)</u>
020 X 0066 000	011 X 0066 000
020 X 0067 000	011 X 0067 000
020 X 0072 000	011 X 0072 000
020 X 0076 000	011 X 0076 000
020 2021-2022 0077 000	011 2021-2022 0077 000
020 X 0077 000 - Authority to Borrow from the Treasury	011 X 0077 000 - Authority to Borrow from the Treasury
020 X 0078 000	011 X 0078 000
020 X 0079 000	011 X 0079 000
020 X 0080 000	011 X 0080 000
020 X 0082 000	011 X 0082 000
020 X 0084 000	011 X 0084 000
020 X 0088 000	011 X 0088 000
020 2022-2023 0091 000	011 2022-2023 0091 000
020 2021-2023 0091 000	011 2021-2023 0091 000
020 2020-2021 0091 000	011 2020-2021 0091 000
020 2019-2020 0091 000	011 2019-2020 0091 000
020 X 0091 000	011 X 0091 000
020 X 1039 000	011 X 1039 000
020 X 1475 000	011 X 1475 000
020 X 0003 000	011 X 0003 000
020 020 X 0003 000	020 011 X 0003 000

- 8 Pursuant to Public Law # 113-235, 128 Stat. 2599, the balance for this account has been extended beyond the normal period of availability to liquidate obligations.



## Appropriations, Outlays, and Balances - Continued

---

### Footnotes

---

- 9 Pursuant to Public Law # 113-76, 128 Stat. 490-491, the balance for this account has been extended beyond the normal period of availability to liquidate obligations.
- 10 Pursuant to Public Law # 112-74, 125 Stat. 1192, the balance for this account has been extended beyond the normal period of availability to liquidate obligations.
- 11 Represents \$53,271,224,812.54 and \$38,672,109,241.76, which are new contract authority and appropriations to liquidate, respectively.

Footnotes

Table 1 - Appropriations and Appropriation Transfers - International Assistance Programs

AID	ATA	Period of Availability	MAIN	Net Appropriations and Appropriation Transfers	Appropriation Amount	Net Appropriation Transfers	AID Involved	ATA Involved	Period of Availability Involved	MAIN Involved	Amount From or To (-)	
011		22	1032	0.00	455,000,000.00	-455,000,000.00	011		2223	1032	-227,500,000.00	
							011	019	22	1032	-227,500,000.00	
011		2223	1032	5,691,000.00	0.00	5,691,000.00	011		22	1032	227,500,000.00	
							011	019	2223	1032	-221,809,000.00	
011		2223	1075	0.00	900,000,000.00	-900,000,000.00	011		X	1075	-15,000,000.00	
							011	019	2223	1075	-885,000,000.00	
011		2224	1075	0.00	100,000,000.00	-100,000,000.00	011	019	2224	1075	-106,200,000.00	
									072	2224	0306	6,200,000.00
011		22	1081	21,624,735.43	109,925,000.00	-88,300,264.57	011		2223	1081	-5,000,000.00	
							011	097	22	1081	-83,300,264.57	
011		2223	1081	500,000.00	0.00	500,000.00	011		22	1081	5,000,000.00	
							011	097	2223	1081	-4,500,000.00	
011		22	1082	0.00	6,040,424,000.00	-6,040,424,000.00	011		2223	1082	-1,300,000,000.00	
							011	019	22	1082	-5,817,574.00	
									072	2223	1037	-17,500,000.00
							011	097	22	1082	-4,717,106,426.00	
011		2223	1082	1,300,000,000.00	0.00	1,300,000,000.00	011		22	1082	1,300,000,000.00	
011		2224	1082	1,931,000,000.00	4,650,000,000.00	-2,719,000,000.00	011	097	2224	1082	-2,719,000,000.00	
011		X	4116	108,894,249.23	0.00	108,894,249.23	011		2224	4116	-5,200,000.00	
							011	097	X	4116	114,094,249.23	
019		22	1005	421,080,000.00	423,000,000.00	-1,920,000.00	019		2223	1031	-1,920,000.00	
011	019	22	1032	227,500,000.00	0.00	227,500,000.00	011		22	1032	227,500,000.00	
011	019	2223	1032	221,809,000.00	0.00	221,809,000.00	011		2223	1032	221,809,000.00	
011	019	X	1075	15,000,000.00	0.00	15,000,000.00	011		X	1075	15,000,000.00	
011	019	2223	1075	885,000,000.00	0.00	885,000,000.00	011		2223	1075	885,000,000.00	
011	019	2224	1075	106,200,000.00	0.00	106,200,000.00	011		2224	1075	106,200,000.00	
011	019	22	1082	5,817,574.00	0.00	5,817,574.00	011		22	1082	5,817,574.00	
072	019	2223	0306	275,000.00	0.00	275,000.00	072		2223	0306	275,000.00	
072	019	2224	0306	151,840,000.00	0.00	151,840,000.00	072		2224	0306	151,840,000.00	
072	019	2223	1037	31,800,000.00	0.00	31,800,000.00	072		2223	1037	31,800,000.00	
072	019	2224	1037	105,000,000.00	0.00	105,000,000.00	072		2224	1037	105,000,000.00	
072		2223	0306	499,725,000.00	500,000,000.00	-275,000.00	072	019	2223	0306	-275,000.00	

## Appropriations, Outlays, and Balances - Continued

### Footnotes

Table 1 - Appropriations and Appropriation Transfers - International Assistance Programs

AID	ATA	Period of Availability	MAIN	Net Appropriations and Appropriation Transfers	Appropriation Amount	Net Appropriation Transfers	AID Involved	ATA Involved	Period of Availability Involved	MAIN Involved	Amount From or To (-)
072		2224	0306	961,960,000.00	1,120,000,000.00	-158,040,000.00	011		2224	1075	-6,200,000.00
							072	019	2224	0306	-151,840,000.00
072		22	1000	1,500,147,000.00	1,635,947,000.00	-135,800,000.00	072		2223	1000	-135,800,000.00
072		2223	1000	135,800,000.00	0.00	135,800,000.00	072		22	1000	135,800,000.00
072		22	1007	70,800,000.00	80,000,000.00	-9,200,000.00	072		2223	1007	-9,200,000.00
072		2223	1007	9,200,000.00	0.00	9,200,000.00	072		22	1007	9,200,000.00
072		2122	1037	15,000,000.00	0.00	15,000,000.00	097		22	0100	15,000,000.00
072		2223	1037	4,084,700,000.00	4,099,000,000.00	-14,300,000.00	011		22	1082	17,500,000.00
							072	019	2223	1037	-31,800,000.00
072		2224	1037	9,308,000,000.00	9,413,000,000.00	-105,000,000.00	072	019	2224	1037	-105,000,000.00
077		2223	0111	2,700,642.43	2,800,000.00	-99,357.57	077		2227	0111	-99,357.57
077		2227	0111	99,357.57	0.00	99,357.57	077		2223	0111	99,357.57
077		X	4483	-130,139,731.66	0.00	-130,139,731.66	077		2224	4483	-129,139,731.66
							077		2226	4483	-1,000,000.00
077		2224	4483	465,886,625.61	340,690,776.99	125,195,848.62	077		X	4483	129,139,731.66
							077		2228	4483	-3,943,883.04
077		2226	4483	1,000,000.00	0.00	1,000,000.00	077		X	4483	1,000,000.00
077		2228	4483	3,943,883.04	0.00	3,943,883.04	077		2224	4483	3,943,883.04
011	097	22	1081	83,300,264.57	0.00	83,300,264.57	011		22	1081	83,300,264.57
011	097	2223	1081	4,500,000.00	0.00	4,500,000.00	011		2223	1081	4,500,000.00
011	097	22	1082	4,717,106,426.00	0.00	4,717,106,426.00	011		22	1082	4,717,106,426.00
011	097	2224	1082	2,719,000,000.00	0.00	2,719,000,000.00	011		2224	1082	2,719,000,000.00
011	097	X	4116	-114,094,249.23	0.00	-114,094,249.23	011		X	4116	-114,094,249.23
011	097	2224	4116	5,200,000.00	0.00	5,200,000.00	011		2224	4116	5,200,000.00
<b>Total</b>				<b>29,882,866,776.99</b>	<b>29,869,786,776.99</b>	<b>13,080,000.00</b>					<b>13,080,000.00</b>

Appropriations, Outlays, and Balances - Continued

Appropriation or Fund Account  Title	Account Symbol				Balances, Beginning of Fiscal Year	Appropriations and Other Obligational Authority <sup>1</sup>	Transfers Borrowings and Investment (Net) <sup>2</sup>	Outlays (Net)	Balances Withdrawn and Other Transactions <sup>3</sup>	Balances, End of Fiscal Year	
	Period of Availability	ATA	AID	MAIN							SUB
<b>National Aeronautics and Space Administration</b>											
<b>General Fund Accounts</b>											
Office of Inspector General, National Aeronautics and Space Administration											
Fund Resources:											
Undisbursed Funds	2022-2023		080	0109	000	-----	500,000.00	-----	5,150.00	-----	494,850.00
	2022					-----	44,800,000.00	-----	38,899,868.98	-----	5,900,131.02
	2021-2022					476,500.00	-----	-----	409,165.40	-----	67,334.60
	2021					8,331,984.47	-----	-----	6,516,398.28	-----	1,815,586.19
	2020-2021					140,552.88	-----	-----	48,658.50	-----	91,894.38
	2020					625,115.88	-----	-----	30,048.00	-----	595,067.88
	2019-2020					15,883.82	-----	-----	-----	-----	15,883.82
	2019					882,888.37	-----	-----	-----	-----	882,888.37
	2018-2019					63,948.22	-----	-----	-----	-----	63,948.22
	2018					534,878.02	-----	-----	-----	-----	534,878.02
	2017-2018					14,478.88	-----	-----	-----	-----	14,478.88
	2017					151,869.28	-----	-----	-----	151,869.28	-----
	2016-2017					19,056.26	-----	-----	-----	19,056.26	-----
	Subtotal		080	0109	000	11,257,156.08	45,300,000.00	-----	45,909,289.16	170,925.54	10,476,941.38
Human Space Flight, National Aeronautics and Space Administration											
Fund Resources:											
Undisbursed Funds	2003-2005		080	0111	000	458,170.36	-----	-----	-----	-----	<sup>4</sup> 458,170.36
	2003-2004					9,658,940.11	-----	-----	-----	-----	<sup>4</sup> 9,658,940.11
	2002-2004					184,874.17	-----	-----	-----	-----	<sup>4</sup> 184,874.17
	Subtotal		080	0111	000	10,301,984.64	-----	-----	-----	-----	10,301,984.64
Space Flight Capabilities, National Aeronautics and Space Administration											
Fund Resources:											
Undisbursed Funds	2022-2023		080	0115	000	-----	3,974,923,000.00	-----	1,957,954,268.55	-----	2,016,968,731.45
	2021-2022					1,921,601,881.83	-----	-----	1,842,781,452.60	-----	78,820,429.23
	2020-2021					80,277,544.90	-----	-----	25,863,952.17	-----	54,413,592.73
	2019-2020					23,602,212.98	-----	-----	15,995,404.28	-----	7,606,808.70
	2018-2019					392,398,975.08	-----	-----	1,815,723.81	-----	390,583,251.27
	2017-2018					104,740,836.91	-----	-----	13,343,242.48	-----	91,397,594.43
	2016-2017					1,645,478.74	-----	-----	-144,346.30	1,789,825.04	-----
	2013-2014					680,936.58	-----	-----	-----	-----	<sup>4</sup> 680,936.58
	2012-2013					40,560.11	-----	-----	-----	-----	<sup>4</sup> 40,560.11
	2011-2012					16,767,060.64	-----	-----	-99,991.00	-----	<sup>4</sup> 16,867,051.64
	2010-2011					37,395.05	-----	-----	44.83	-----	<sup>4</sup> 37,350.22
	2008-2010					23,085.49	-----	-----	-----	-----	<sup>4</sup> 23,085.49
	2008-2009					5,467,034.90	-----	-----	-42.89	-----	<sup>4</sup> 5,467,077.79

Footnotes at End of Chapter

**Appropriations, Outlays, and Balances - Continued**

Appropriation or Fund Account  Title	Account Symbol				Balances, Beginning of Fiscal Year	Appropriations and Other Obligational Authority <sup>1</sup>	Transfers Borrowings and Investment (Net) <sup>2</sup>	Outlays (Net)	Balances Withdrawn and Other Transactions <sup>3</sup>	Balances, End of Fiscal Year	
	Period of Availability	ATA	AID	MAIN							SUB
	2007-2009				0.54	-----	-----	-----	-----	<sup>4</sup> 0.54	
	2007-2008				4,551,784.95	-----	-----	-----	-----	<sup>4</sup> 4,551,784.95	
	2006-2008				994,573.04	-----	-----	-----	-----	<sup>4</sup> 994,573.04	
	2006-2007				9,236,996.51	-----	-----	-----	-----	<sup>4</sup> 9,236,996.51	
	2005-2007				676,601.13	-----	-----	-----	-----	<sup>4</sup> 676,601.13	
	2005-2006				13,768,522.52	-----	-----	-----	-----	<sup>4</sup> 13,768,522.52	
	2004-2006				291,685.19	-----	-----	-----	-----	<sup>4</sup> 291,685.19	
	2004-2005				18,441,281.53	-----	-----	-----	-----	<sup>4</sup> 18,441,281.53	
	No Year				1,584,290.65	-----	-----	-2,328.00	-----	1,586,618.65	
	Subtotal		080	0115	000	2,596,828,739.27	3,974,923,000.00	-----	3,857,507,380.53	1,789,825.04	2,712,454,533.70
Science, National Aeronautics and Space Administration Fund Resources:											
Undisbursed Funds	2022-2023		080	0120	000	-----	7,610,900,000.00	-----	2,658,813,012.17	-----	4,952,086,987.83
	2021-2022				4,658,162,567.32	-----	-6,600,000.00	3,649,118,693.03	-----	1,002,443,874.29	
	2020-2021				871,576,472.13	-----	-----	631,639,787.28	-----	239,936,684.85	
	2019-2020				309,685,978.43	-----	-----	187,743,421.61	-----	121,942,556.82	
	2018-2019				94,526,727.35	-----	-----	41,957,729.90	-----	52,568,997.45	
	2017-2018				18,590,636.58	-----	-----	2,500,656.59	-----	16,089,979.99	
	2016-2017				15,718,454.35	-----	-----	1,483,691.49	14,234,762.86	-----	
	No Year				124,376.20	-----	-----	-----	-----	124,376.20	
	Subtotal		080	0120	000	5,968,385,212.36	7,610,900,000.00	-6,600,000.00	7,173,256,992.07	14,234,762.86	6,385,193,457.43
Safety, Security and Mission Services, National Aeronautics and Space Administration Fund Resources:											
Undisbursed Funds	2022-2024		080	0122	000	-----	-----	-----	-78,120,785.91	-----	78,120,785.91
	2022-2023				-----	3,020,600,000.00	-----	2,273,112,481.68	-----	747,487,518.32	
	2021-2023				45,331,593.69	-----	-----	-6,910,798.82	-----	52,242,392.51	
	2021-2022				681,531,702.58	-----	-----	586,580,613.96	-----	94,951,088.62	
	2020-2022				35,384,169.82	-----	-----	-20,524,788.25	-----	55,908,958.07	
	2020-2021				99,952,100.80	-----	-----	73,070,012.14	-----	26,882,088.66	
	2019-2021				22,254,326.20	-----	-----	13,985,999.36	-----	8,268,326.84	
	2019-2020				19,908,757.95	-----	-----	9,995,417.16	-----	9,913,340.79	
	2018-2020				522,538.79	-----	-----	517,412.55	-----	5,126.24	
	2018-2019				74,249,005.33	-----	-----	41,975,996.68	-----	32,273,008.65	
	2017-2019				5,000.00	-----	-----	5,000.00	-----	-----	
	2017-2018				6,088,612.33	-----	-----	695,348.18	-----	5,393,264.15	
	2016-2017				4,505,813.04	-----	-----	2,371,696.86	2,134,116.18	-----	
	2015-2017				11.00	-----	-----	11.00	-----	-----	
	No Year				164,484,641.58	-----	-----	-12,131,406.79	-----	176,616,048.37	

Footnotes at End of Chapter

Appropriations, Outlays, and Balances - Continued

Appropriation or Fund Account  Title	Account Symbol				Balances, Beginning of Fiscal Year	Appropriations and Other Obligational Authority <sup>1</sup>	Transfers Borrowings and Investment (Net) <sup>2</sup>	Outlays (Net)	Balances Withdrawn and Other Transactions <sup>3</sup>	Balances, End of Fiscal Year	
	Period of Availability	ATA	AID	MAIN SUB							
Exploration, National Aeronautics and Space Administration Fund Resources:	Subtotal		080	0122	000	1,154,218,273.11	3,020,600,000.00	-----	2,884,622,209.80	2,134,116.18	1,288,061,947.13
Undisbursed Funds	2022-2023		080	0124	000	-----	6,855,077,000.00	-----	3,577,791,177.85	-----	3,277,285,822.15
	2021-2022					2,820,963,076.95	-----	-----	2,594,765,523.95	-----	226,197,553.00
	2020-2021					163,997,151.18	-----	-----	112,587,649.68	-----	51,409,501.50
	2019-2020					62,450,525.57	-----	-----	33,814,426.09	-----	28,636,099.48
	2018-2019					128,967,133.34	-----	-----	122,232,647.65	-----	6,734,485.69
	2017-2018					2,393,889.59	-----	-----	-131,004.49	-----	2,524,894.08
	2016-2017					1,772,232.07	-----	-----	-1,741,567.57	3,513,799.64	-----
	2013-2014					1,728,148.90	-----	-----	-----	-----	<sup>4</sup> 1,728,148.90
	2012-2013					1,599,055.01	-----	-----	-----	-----	<sup>4</sup> 1,599,055.01
	2011-2012					265,571.47	-----	-----	-----	-----	<sup>4</sup> 265,571.47
	2010-2011					2,778,330.96	-----	-----	5,256.05	-----	<sup>4</sup> 2,773,074.91
	No Year					452,720.71	48,210,000.00	-----	48,210,000.00	-----	452,720.71
	Subtotal		080	0124	000	3,187,367,835.75	6,903,287,000.00	-----	6,487,534,109.21	3,513,799.64	3,599,606,926.90
Aeronautics, National Aeronautics and Space Administration Fund Resources:	2022-2023		080	0126	000	-----	880,700,000.00	-----	534,085,949.55	-----	346,614,050.45
Undisbursed Funds	2021-2022					358,762,279.99	-----	-----	292,295,990.91	-----	66,466,289.08
	2020-2021					60,034,965.70	-----	-----	40,031,622.93	-----	20,003,342.77
	2019-2020					24,613,880.81	-----	-----	14,857,653.62	-----	9,756,227.19
	2018-2019					4,679,990.99	-----	-----	911,547.07	-----	3,768,443.92
	2017-2018					2,684,827.82	-----	-----	47,544.46	-----	2,637,283.36
	2016-2017					2,166,378.08	-----	-----	244,425.11	1,921,952.97	-----
	Subtotal		080	0126	000	452,942,323.39	880,700,000.00	-----	882,474,733.65	1,921,952.97	449,245,636.77
Science, Technology, Engineering, and Mathematics Engagement, National Aeronautics and Space Administration Fund Resources:	2022-2023		080	0128	000	-----	137,000,000.00	-----	17,825,343.26	-----	119,174,656.74
Undisbursed Funds	2021-2022					111,624,280.69	-----	-----	61,375,128.03	-----	50,249,152.66
	2020-2021					43,467,976.86	-----	-----	29,861,225.53	-----	13,606,751.33
	2019-2020					16,031,609.53	-----	-----	8,329,486.39	-----	7,702,123.14
	2018-2019					5,822,276.50	-----	-----	3,251,366.12	-----	2,570,910.38
	2017-2018					2,812,410.72	-----	-----	1,140,656.09	-----	1,671,754.63
	2016-2017					1,916,728.41	-----	-----	408,443.33	1,508,285.08	-----
	Subtotal		080	0128	000	181,675,282.71	137,000,000.00	-----	122,191,648.75	1,508,285.08	194,975,348.88
Construction and Environmental Compliance and Restoration, National											

Footnotes at End of Chapter

## Appropriations, Outlays, and Balances - Continued

Appropriation or Fund Account  Title	Account Symbol				Balances, Beginning of Fiscal Year	Appropriations and Other Obligational Authority <sup>1</sup>	Transfers Borrowings and Investment (Net) <sup>2</sup>	Outlays (Net)	Balances Withdrawn and Other Transactions <sup>3</sup>	Balances, End of Fiscal Year
	Period of Availability	ATA	AID	MAIN						
<b>Aeronautics and Space Administration</b>										
Fund Resources:										
Undisbursed Funds	2022-2027		080	0130	000	----- 416,800,000.00	-----	17,798,178.26	-----	399,001,821.74
	2022-2026					-----	-----	-16,872,154.79	-----	16,872,154.79
	2021-2026					428,573,865.60	-----	6,600,000.00	-----	331,063,461.31
	2021-2025					17,648,620.00	-----	4,849,238.48	-----	12,799,381.52
	2020-2025					325,115,358.87	-----	118,467,541.13	-----	206,647,817.74
	2020-2024					13,073,269.09	-----	2,674,279.27	-----	10,398,989.82
	2019-2024					131,609,293.58	-----	68,580,499.86	-----	63,028,793.72
	2019-2023					6,491,046.81	-----	1,907,679.34	-----	4,583,367.47
	2018-2023					108,561,786.87	-----	47,566,598.43	-----	60,995,188.44
	2018-2022					2,371,458.77	-----	460,260.09	-----	1,911,198.68
	2017-2022					37,156,636.45	-----	20,510,609.93	-----	16,646,026.52
	2017-2021					1,718,222.38	-----	1,280,380.32	-----	437,842.06
	2016-2021					18,569,387.73	-----	8,352,436.65	-----	10,216,951.08
	2016-2020					567,114.97	-----	364,465.86	-----	202,649.11
	2015-2020					2,609,552.19	-----	1,416,397.04	-----	1,193,155.15
	2014-2019					3,792,633.28	-----	70,717.44	-----	3,721,915.84
	2014-2018					103,662.41	-----	103,662.41	-----	-----
	2013-2018					2,028,468.07	-----	520,090.13	-----	1,508,377.94
	2012-2017					1,739,984.60	-----	-144,325.24	1,884,309.84	-----
	No Year					63,958,351.73	273,190,000.00	43,086,571.81	-----	294,061,779.92
	Subtotal		080	0130	000	1,165,688,713.40	689,990,000.00	6,600,000.00	425,103,530.71	1,884,309.84
<b>Space Technology, National Aeronautics and Space Administration</b>										
Fund Resources:										
Undisbursed Funds	2022-2023		080	0131	000	----- 1,096,000,000.00	-----	522,764,413.01	-----	573,235,586.99
	2021-2022					598,581,404.96	-----	452,796,238.99	-----	145,785,165.97
	2020-2021					180,289,701.21	-----	145,863,432.52	-----	34,426,268.69
	2019-2020					34,806,469.84	-----	15,465,471.58	-----	19,340,998.26
	2018-2019					10,625,487.40	-----	3,988,588.09	-----	6,636,899.31
	2017-2018					5,502,173.59	-----	440,053.82	-----	5,062,119.77
	2016-2017					3,365,471.72	-----	397,520.73	2,967,950.99	-----
	No Year					7,335,000.00	4,000,000.00	2,385,000.00	-----	8,950,000.00
	Subtotal		080	0131	000	840,505,708.72	1,100,000,000.00	-----	1,144,100,718.74	2,967,950.99
<b>Intragovernmental Funds</b>										
<b>Working Capital Fund, National Aeronautics and Space Administration</b>										
Fund Resources:										
Undisbursed Funds	No Year		080	4546	000	303,144,088.13	-----	-----	59,207,839.42	-----
<b>Trust Fund Accounts</b>										

Footnotes at End of Chapter

Appropriations, Outlays, and Balances - Continued

Appropriation or Fund Account  Title	Account Symbol				Balances, Beginning of Fiscal Year	Appropriations and Other Obligational Authority <sup>1</sup>	Transfers Borrowings and Investment (Net) <sup>2</sup>	Outlays (Net)	Balances Withdrawn and Other Transactions <sup>3</sup>	Balances, End of Fiscal Year	
	Period of Availability	ATA	AID	MAIN							SUB
Endeavor Teacher Fellowship Trust Fund, National Aeronautics and Space Administration Fund Resources:											
Undisbursed Funds	No Year		080	8550	000	64,372.43	1,366.52	5,672.33	-----	-----	71,411.28
Unrealized Discount on Investments						-94.54	-----	-5,672.33	-----	-----	-5,766.87
Investments in US Treasury Securities						340,000.00	-----	-----	-----	-----	340,000.00
Subtotal			080	8550	000	404,277.89	1,366.52	-----	-----	-----	405,644.41
Science, Space and Technology Education Trust Fund, National Aeronautics and Space Administration Fund Resources:											
Undisbursed Funds	No Year		080	8978	000	83,570.21	9,422.99	20,047.74	-----	-----	113,040.94
Unrealized Discount on Investments						-9,422.99	-----	-103,617.95	-----	-----	-113,040.94
Investments in US Treasury Securities						15,127,134.13	-----	83,570.21	-----	-----	15,210,704.34
Subtotal			080	8978	000	15,201,281.35	9,422.99	0.00	-----	-----	15,210,704.34
Gifts and Donations, National Aeronautics and Space Administration Fund Resources:											
Undisbursed Funds	No Year		080	8980	000	553,369.91	2,186,400.43	-----	-----	-----	2,739,770.34
<b>Deductions for Offsetting Receipts</b>											
Proprietary Receipts from the Public						-----	-1,878,621.10	-----	-1,878,621.10	-----	-----
Intrabudgetary Receipts Deducted by Agency						-----	-1,278,149.35	-----	-1,278,149.35	-----	-----
Total, Offsetting Receipts						-----	-3,156,770.45	-----	-3,156,770.45	-----	-----
Total, National Aeronautics and Space Administration						15,888,474,246.71	24,361,740,419.49	0.00	23,078,751,681.59	30,125,928.14	17,141,337,056.47

Footnotes at End of Chapter



## Appropriations, Outlays, and Balances - Continued

---

### Footnotes

---

- 1 The amounts in this column, unless otherwise footnoted, represent appropriations, increases and rescissions in borrowing authority or new contract authority. Appropriation accounts with appropriation transfer activity are presented in Table 1 (Appropriations and Appropriation Transfers) at the end of this chapter.
- 2 The amounts in this column, unless otherwise footnoted, represent transfers - other than appropriation transfers, borrowings (gross), investments (net), unrealized discounts or funds held outside the Treasury.
- 3 The amounts in this column, unless otherwise footnoted, represent obligated balances canceled for fiscal year 2017 pursuant to 31 U.S.C. 1553 and adjustments to borrowing and contract authority.
- 4 Pursuant to Public Law # 114-113, 129 Stat. 2318, the balance for this account has been extended beyond the normal period of availability to liquidate obligations.

Footnotes

Table 1 - Appropriations and Appropriation Transfers - National Aeronautics and Space Administration

AID	ATA	Period of Availability	MAIN	Net Appropriations and Appropriation Transfers	Appropriation Amount	Net Appropriation Transfers	AID Involved	ATA Involved	Period of Availability Involved	MAIN Involved	Amount From or To (-)
080		2223	0115	3,974,923,000.00	4,041,300,000.00	-66,377,000.00	080		2223	0124	-64,377,000.00
							080		2227	0130	-2,000,000.00
080		2223	0120	7,610,900,000.00	7,614,400,000.00	-3,500,000.00	080		2227	0130	-3,500,000.00
080		X	0124	48,210,000.00	0.00	48,210,000.00	080		X	0130	48,210,000.00
080		2223	0124	6,855,077,000.00	6,791,700,000.00	63,377,000.00	080		2223	0115	64,377,000.00
							080		2227	0130	-1,000,000.00
080		X	0130	273,190,000.00	321,400,000.00	-48,210,000.00	080		X	0124	-48,210,000.00
080		2227	0130	416,800,000.00	410,300,000.00	6,500,000.00	080		2223	0115	2,000,000.00
							080		2223	0120	3,500,000.00
							080		2223	0124	1,000,000.00
080		X	0131	4,000,000.00	0.00	4,000,000.00	080		2223	0131	4,000,000.00
080		2223	0131	1,096,000,000.00	1,100,000,000.00	-4,000,000.00	080		X	0131	-4,000,000.00
Total				20,279,100,000.00	20,279,100,000.00	-----					-----

**This Page Left Blank Intentionally**

---

Appropriations, Outlays, and Balances - Continued

Appropriation or Fund Account  Title	Account Symbol				Balances, Beginning of Fiscal Year	Appropriations and Other Obligational Authority <sup>1</sup>	Transfers Borrowings and Investment (Net) <sup>2</sup>	Outlays (Net)	Balances Withdrawn and Other Transactions <sup>3</sup>	Balances, End of Fiscal Year	
	Period of Availability	ATA	AID	MAIN							SUB
<b>National Science Foundation</b>											
<b>General Fund Accounts</b>											
Research and Related Activities, National Science Foundation											
Fund Resources:											
Undisbursed Funds	2022-2023		049	0100	000	-----	6,465,430,000.00	-----	650,508,724.34	-----	5,814,921,275.66
	2021-2022					4 6,252,317,933.55	-----	-----	2,112,257,477.75	-----	4,140,060,455.80
	2020-2021					3,652,857,634.13	-----	-----	1,654,963,886.09	-----	1,997,893,748.04
	2019-2020					1,975,724,772.64	-----	-----	932,758,243.46	-----	1,042,966,529.18
	2018-2019					854,258,746.41	-----	-----	465,553,878.31	-----	388,704,868.10
	2017-2018					354,913,895.31	-----	-----	188,043,807.33	-----	166,870,087.98
	2016-2017					139,693,286.32	-----	-----	77,456,258.51	62,237,027.81	-----
	No Year					679,414,527.91	534,090,000.00	-----	491,561,383.57	-----	721,943,144.34
	Subtotal		049	0100	000	13,909,180,796.27	6,999,520,000.00	-----	6,573,103,659.36	62,237,027.81	14,273,360,109.10
Education and Human Resources, National Science Foundation											
Fund Resources:											
Undisbursed Funds	2022-2023		049	0106	000	-----	1,149,460,000.00	-----	26,921,765.15	-----	1,122,538,234.85
	2021-2022					1,000,997,663.06	-----	-----	261,215,720.33	-----	739,781,942.73
	2020-2021					654,776,438.39	-----	-----	261,947,724.90	-----	392,828,713.49
	2019-2020					381,319,560.64	-----	-----	164,406,906.19	-----	216,912,654.45
	2018-2019					201,950,027.19	-----	-----	87,226,608.14	-----	114,723,419.05
	2017-2018					95,257,937.48	-----	-----	42,070,224.55	-----	53,187,712.93
	2016-2017					46,612,085.52	-----	-----	23,302,454.61	23,309,630.91	-----
	No Year					27,736,128.29	-----	-----	5,358,193.75	-----	22,377,934.54
	Subtotal		049	0106	000	2,408,649,840.57	1,149,460,000.00	-----	872,449,597.62	23,309,630.91	2,662,350,612.04
Agency Operations and Award Management, National Science Foundation											
Fund Resources:											
Undisbursed Funds	2022-2023		049	0180	000	-----	24,900,000.00	-----	12,678,213.37	-----	12,221,786.63
	2022					-----	400,000,000.00	-----	306,785,234.51	-----	93,214,765.49
	2021-2022					3,509,949.61	-----	-----	3,390,367.41	-----	119,582.20
	2021					77,867,741.92	-----	-----	72,235,046.28	-----	5,632,695.64
	2020-2021					6,890,744.31	-----	-----	6,605,730.01	-----	285,014.30
	2020					4,322,518.90	-----	-----	1,101,963.19	-----	3,220,555.71
	2019					3,292,541.45	-----	-----	163,913.87	-----	3,128,627.58
	2018					2,438,529.04	-----	-----	78,604.26	-----	2,359,924.78
	2017					1,697,988.17	-----	-----	66,494.76	1,631,493.41	-----
	No Year					271,487.54	-----	-----	227,922.98	-----	43,564.56
	Subtotal		049	0180	000	100,291,500.94	424,900,000.00	-----	403,333,490.64	1,631,493.41	120,226,516.89
Office of Inspector General, National Science Foundation											
Fund Resources:											
Undisbursed Funds	2022-2023		049	0300	000	-----	400,000.00	-----	-----	-----	400,000.00

Footnotes at End of Chapter

## Appropriations, Outlays, and Balances - Continued

Appropriation or Fund Account  Title	Account Symbol				Balances, Beginning of Fiscal Year	Appropriations and Other Obligational Authority <sup>1</sup>	Transfers Borrowings and Investment (Net) <sup>2</sup>	Outlays (Net)	Balances Withdrawn and Other Transactions <sup>3</sup>	Balances, End of Fiscal Year	
	Period of Availability	ATA	AID	MAIN							SUB
	2022				-----	18,600,000.00	-----	17,057,054.78	-----	1,542,945.22	
	2021-2022				400,000.00	-----	-----	-----	-----	400,000.00	
	2021				2,401,255.50	-----	-----	2,109,003.57	-----	292,251.93	
	2020-2021				35,000.00	-----	-----	-----	-----	35,000.00	
	2020				133,500.36	-----	-----	20,500.18	-----	113,000.18	
	2019-2020				22,524.45	-----	-----	-1,816.80	-----	24,341.25	
	2019				93,574.50	-----	-----	-5,791.13	-----	99,365.63	
	2018-2019				8,124.59	-----	-----	-16,128.61	-----	24,253.20	
	2018				370,568.34	-----	-----	-21,417.60	-----	391,985.94	
	2017-2018				98,429.61	-----	-----	-7,905.79	-----	106,335.40	
	2017				532,609.44	-----	-----	-2,355.58	534,965.02	-----	
	2016-2017				117.00	-----	-----	-----	117.00	-----	
	Subtotal		049	0300	000	4,095,703.79	19,000,000.00	-----	19,131,143.02	535,082.02	3,429,478.75
Office of the National Science Board, National Science Foundation Fund Resources:											
Undisbursed Funds											
	2022		049	0350	000	-----	4,600,000.00	-----	3,500,334.19	-----	1,099,665.81
	2021					1,238,540.36	-----	1,101,688.51	-----	136,851.85	
	2020					134,558.07	-----	23,795.87	-----	110,762.20	
	2019					121,727.01	-----	28,182.85	-----	93,544.16	
	2018					106,124.24	-----	-----	-----	106,124.24	
	2017					117,342.76	-----	-----	117,342.76	-----	
	Subtotal		049	0350	000	1,718,292.44	4,600,000.00	-----	4,654,001.42	117,342.76	1,546,948.26
Major Research Equipment and Facilities Construction, National Science Foundation Fund Resources:											
Undisbursed Funds											
	2021-2022		049	0551	000	<sup>4</sup> 47,841,465.74	-----	-----	3,866,483.10	-----	43,974,982.64
	2017-2018					0.54	-----	-----	-----	-----	0.54
	No Year					648,162,732.30	265,520,000.00	-----	151,668,497.04	-----	762,014,235.26
	Subtotal		049	0551	000	696,004,198.58	265,520,000.00	-----	155,534,980.14	-----	805,989,218.44
<b>Special Fund Accounts</b>											
Salaries and Expenses, H-1B Funded, Education and Human Resources, National Science Foundation Fund Resources:											
Undisbursed Funds											
	No Year		049	5176	000	<sup>5</sup> 663,976,298.29	187,860,512.00	-----	128,023,753.65	-----	723,813,056.64
<b>Trust Fund Accounts</b>											
Donations, National Science Foundation Fund Resources:											
Undisbursed Funds											
	No Year		049	8960	000	<sup>4</sup> 23,920,657.21	20,230,000.00	-----	3,124,550.19	-----	41,026,107.02

Footnotes at End of Chapter

**Appropriations, Outlays, and Balances - Continued**

Appropriation or Fund Account  Title	Account Symbol					Balances, Beginning of Fiscal Year	Appropriations and Other Obligational Authority <sup>1</sup>	Transfers Borrowings and Investment (Net) <sup>2</sup>	Outlays (Net)	Balances Withdrawn and Other Transactions <sup>3</sup>	Balances, End of Fiscal Year
	Period of Availability	ATA	AID	MAIN	SUB						
<b>Deductions for Offsetting Receipts</b>											
Proprietary Receipts from the Public						-----	-26,553,624.77	-----	-26,553,624.77	-----	-----
Total, Offsetting Receipts						-----	-26,553,624.77	-----	-26,553,624.77	-----	-----
Total, National Science Foundation						17,807,837,288.09	9,044,536,887.23	-----	8,132,801,551.27	87,830,576.91	18,631,742,047.14

Footnotes at End of Chapter

## Appropriations, Outlays, and Balances - Continued

### Footnotes

- 1 The amounts in this column, unless otherwise footnoted, represent appropriations, increases and rescissions in borrowing authority or new contract authority. Appropriation accounts with appropriation transfer activity are presented in Table 1 (Appropriations and Appropriation Transfers) at the end of this chapter.
- 2 The amounts in this column, unless otherwise footnoted, represent transfers - other than appropriation transfers, borrowings (gross), investments (net), unrealized discounts or funds held outside the Treasury.
- 3 The amounts in this column, unless otherwise footnoted, represent obligated balances canceled for fiscal year 2017 pursuant to 31 U.S.C. 1553 and adjustments to borrowing and contract authority.
- 4 The opening balance(s) of the following account(s) have been adjusted during the current fiscal year and do not agree with last year's closing balance(s):

<u>Account Symbol: (ATA, AID, POA, MAIN, SUB)</u>	<u>Adjustment</u>
049 2021-2022 0100 000 - Undi sbursed Funds	\$4,523,000.00
049 2021-2022 0551 000 - Undi sbursed Funds	-\$4,523,000.00
049 X 8960 000 - Undi sbursed Funds	-\$48,717,046.41

- 5 The opening balance of 049 X 5176 000 has been adjusted during the current fiscal year by -\$8,746,998.00 and does not agree with last year's closing balance.

**Footnotes**

**Table 1 - Appropriations and Appropriation Transfers - National Science Foundation**

AID	ATA	Period of Availability	MAIN	Net Appropriations and Appropriation Transfers	Appropriation Amount	Net Appropriation Transfers	AID Involved	ATA Involved	Period of Availability Involved	MAIN Involved	Amount From or To (-)
049		X	0100	534,090,000.00	0.00	534,090,000.00	049		2223	0100	525,610,000.00
							049		X	0551	8,480,000.00
049		2223	0100	6,465,430,000.00	7,159,400,000.00	-693,970,000.00	049		X	0100	-525,610,000.00
							049		2223	0106	-147,740,000.00
							049		2223	0180	-20,620,000.00
049		2223	0106	1,149,460,000.00	1,006,000,000.00	143,460,000.00	049		2223	0100	147,740,000.00
							049		2223	0180	-4,280,000.00
049		2223	0180	24,900,000.00	0.00	24,900,000.00	049		2223	0100	20,620,000.00
							049		2223	0106	4,280,000.00
049		X	0551	265,520,000.00	274,000,000.00	-8,480,000.00	049		X	0100	-8,480,000.00
<b>Total</b>				<b>8,439,400,000.00</b>	<b>8,439,400,000.00</b>	<b>-----</b>					<b>-----</b>



**This Page Left Blank Intentionally**

---

Appropriations, Outlays, and Balances - Continued

Appropriation or Fund Account  Title	Account Symbol				Balances, Beginning of Fiscal Year	Appropriations and Other Obligational Authority <sup>1</sup>	Transfers Borrowings and Investment (Net) <sup>2</sup>	Outlays (Net)	Balances Withdrawn and Other Transactions <sup>3</sup>	Balances, End of Fiscal Year	
	Period of Availability	ATA	AID	MAIN							SUB
<b>Office of Personnel Management</b>											
<b>General Fund Accounts</b>											
Salaries and Expenses, Office of Personnel Management											
Fund Resources:											
Undisbursed Funds	2021-2025		024	0100	000	-----	-----	5,900,000.00	1,441,237.17	-----	4,458,762.83
	2022-2023					-----	-----	-----	-765,000.00	-----	765,000.00
	2022					-----	155,592,000.00	-----	119,101,916.26	-----	36,490,083.74
	2021-2022					31,000.00	-----	-----	-163,313.50	-----	194,313.50
	2021					71,930,803.09	-----	-----	62,759,223.64	-----	9,171,579.45
	2020-2021					1,470,370.65	-----	-----	609,914.08	-----	860,456.57
	2020					-1,943,282.58	-----	-----	-172,460.66	-----	<sup>4</sup> -1,770,821.92
	2019-2020					3,299,238.78	-----	-----	2,194,186.68	-----	1,105,052.10
	2019					3,415,126.81	-----	-----	778,445.79	-----	2,636,681.02
	2018-2019					408,121.84	-----	-----	-----	-----	408,121.84
	2018					6,772,089.78	-----	-----	41,999.32	-----	6,730,090.46
	2017-2018					938,781.94	-----	-----	-----	-----	938,781.94
	2017					5,032,904.51	-----	-----	2,218,236.43	2,814,668.08	-----
	2016-2017					42,317.60	-----	-----	-----	42,317.60	-----
	No Year					17,799,078.56	8,842,000.00	-----	13,691,921.51	-----	12,949,157.05
	Subtotal		024	0100	000	109,196,550.98	164,434,000.00	5,900,000.00	201,736,306.72	2,856,985.68	74,937,258.58
Payment to Civil Service Retirement and Disability Fund, Office of Personnel Management											
Fund Resources:											
Undisbursed Funds	2022		024	0200	000	-----	46,379,811,549.00	-----	46,379,811,549.00	-----	-----
Government Payment for Annuitants, Employees' Health Benefits, Office of Personnel Management											
Fund Resources:											
Undisbursed Funds	No Year		024	0206	000	1,583,403,519.92	13,835,347,264.53	-----	13,785,204,545.45	-----	1,633,546,239.00
Salaries and Expenses, Office of Inspector General, Office of Personnel Management											
Fund Resources:											
Undisbursed Funds	2022		024	0400	000	-----	5,150,000.00	-----	5,005,884.05	-----	144,115.95
	2021					2,436,315.58	-----	-----	2,295,389.24	-----	140,926.34
	2020					95,009.69	-----	-----	-----	-----	95,009.69
	2019					97,525.28	-----	-----	-11,885.57	-----	109,410.85
	2018					65,826.54	-----	-----	-86,011.24	-----	151,837.78
	2017					156,648.35	-----	-----	-----	156,648.35	-----
	Subtotal		024	0400	000	2,851,325.44	5,150,000.00	-----	7,203,376.48	156,648.35	641,300.61
Government Payment for Annuitants, Employee Life Insurance											

Footnotes at End of Chapter

## Appropriations, Outlays, and Balances - Continued

Appropriation or Fund Account  Title	Account Symbol				Balances, Beginning of Fiscal Year	Appropriations and Other Obligational Authority <sup>1</sup>	Transfers Borrowings and Investment (Net) <sup>2</sup>	Outlays (Net)	Balances Withdrawn and Other Transactions <sup>3</sup>	Balances, End of Fiscal Year		
	Period of Availability	ATA	AID	MAIN							SUB	
Benefits, Office of Personnel Management Fund Resources: Undisbursed Funds	No Year		024	0500	000	5,167,499.81	43,059,951.33	-----	42,699,324.82	-----	5,528,126.32	
OPM Building Delegation Fund, Office of Personnel Management Fund Resources: Undisbursed Funds	No Year		024	0600	000	9,070,026.33	-----	-----	1,602,879.54	-----	7,467,146.79	
Flexible Benefits Plan Reserve, Office of Personnel Management Fund Resources: Undisbursed Funds	No Year		024	0800	000	77,022,155.94	-----	-----	-16,166,868.08	-----	93,189,024.02	
Emergency Federal Employee Leave Fund, Office of Personnel Management Fund Resources: Undisbursed Funds	2021-2022		024	0806	000	270,416,244.48	-----	-----	74,187,962.65	-----	196,228,281.83	
Postal Service Health Benefits Program Implementation Fund, Office of Personnel Management Fund Resources: Undisbursed Funds	No Year		024	0813	000	-----	70,500,000.00	-----	930,999.20	-----	69,569,000.80	
IT Modernization and Working Capital, Office of Personnel Management Fund Resources: Undisbursed Funds	2022-2025		024	1162	000	-----	500,000.00	-----	-----	-----	500,000.00	
<b>Special Fund Accounts</b>												
Postal Service Contributions for Retiree Health Benefits, Office of Personnel Management Fund Resources: Undisbursed Funds	No Year		024	5391	000	100,584.59	909,481,982.10	3,241,628,000.00	4,151,084,746.95	-----	125,819.74	
Investments in US Treasury Securities						38,848,842,000.00	-----	-3,241,628,000.00	-----	-----	35,607,214,000.00	
			Subtotal	024	5391	000	38,848,942,584.59	909,481,982.10	-----	4,151,084,746.95	-----	35,607,339,819.74
<b>Intragovernmental Funds</b>												
Revolving Fund, Undistributed SIBAC Chargebacks for Washington, DC, Office of Personnel Management Fund Resources: Undisbursed Funds	No Year		024	4571	024	424,544,713.91	-----	-1,001,671.00	1,640,823.90	-----	421,902,219.01	
<b>Trust Fund Accounts</b>												
Civil Service Retirement and Disability Fund, Office of Personnel Management Fund Resources: Undisbursed Funds	No Year		024	8135	000	60,505,454,927.15	122,050,860,578.58	-85,832,829,000.00	96,711,733,342.77	-----	11,753,162.96	
Investments in US Treasury Securities						925,846,024,000.00	-----	85,832,829,000.00	-----	-----	1,011,678,853,000.00	
			Subtotal	024	8135	000	986,351,478,927.15	122,050,860,578.58	-----	96,711,733,342.77	-----	1,011,690,606,162.96
Employees' Life Insurance Fund, Office of Personnel Management Fund Resources: Undisbursed Funds	No Year		024	8424	000	5,630,910.19	-----	-1,027,527,968.86	-1,027,511,844.20	-----	5,614,785.53	
Unrealized Discount on Investments						-432,718,517.01	-----	189,342,529.39	-----	-----	-243,375,987.62	
Investments in US Treasury Securities						50,151,454,632.68	-----	838,185,439.47	-----	-----	50,989,640,072.15	

Footnotes at End of Chapter

Appropriations, Outlays, and Balances - Continued

Appropriation or Fund Account  Title	Account Symbol				Balances, Beginning of Fiscal Year	Appropriations and Other Obligational Authority <sup>1</sup>	Transfers Borrowings and Investment (Net) <sup>2</sup>	Outlays (Net)	Balances Withdrawn and Other Transactions <sup>3</sup>	Balances, End of Fiscal Year	
	Period of Availability	ATA	AID	MAIN							SUB
Subtotal			024	8424	000	49,724,367,025.86	-----	-----	-1,027,511,844.20	-----	50,751,878,870.06
Employees' Health Benefits Fund, Office of Personnel Management Fund Resources:											
Undisbursed Funds	No Year		024	8440	000	5,340,728.73	-----	587,249,866.94	587,590,115.38	-----	5,000,480.29
Unrealized Discount on Investments						-207,497,253.96	-----	83,631,408.26	-----	-----	-123,865,845.70
Investments in US Treasury Securities						27,975,703,491.54	-----	-670,881,275.20	-----	-----	27,304,822,216.34
Subtotal			024	8440	000	27,773,546,966.31	-----	-----	587,590,115.38	-----	27,185,956,850.93
Retired Employees' Health Benefits Fund, Office of Personnel Management Fund Resources:											
Undisbursed Funds	No Year		024	8445	000	-7,532.25	-----	8,814.09	-12,174.91	-----	13,456.75
Unrealized Discount on Investments						-459.55	-----	-14,092.82	-----	-----	-14,552.37
Investments in US Treasury Securities						2,611,532.41	-----	5,278.73	-----	-----	2,616,811.14
Subtotal			024	8445	000	2,603,540.61	-----	-----	-12,174.91	-----	2,615,715.52
<b>Deductions for Offsetting Receipts</b>											
Proprietary Receipts from the Public						-----	-1,219,035.29	-----	-1,219,035.29	-----	-----
Intrabudgetary Receipts Deducted by Agency						-----	-47,828,383,488.57	-----	-47,828,383,488.57	-----	-----
Total, Offsetting Receipts						-----	-47,829,602,523.86	-----	-47,829,602,523.86	-----	-----
Total, Office of Personnel Management						1,105,182,611,081.33	135,629,542,801.68	4,898,329.00	113,072,132,561.81	3,013,634.03	1,127,741,906,016.17

Footnotes at End of Chapter

## Appropriations, Outlays, and Balances - Continued

---

### Footnotes

---

- 1 The amounts in this column, unless otherwise footnoted, represent appropriations, increases and rescissions in borrowing authority or new contract authority. Appropriation accounts with appropriation transfer activity are presented in Table 1 (Appropriations and Appropriation Transfers) at the end of this chapter.
- 2 The amounts in this column, unless otherwise footnoted, represent transfers - other than appropriation transfers, borrowings (gross), investments (net), unrealized discounts or funds held outside the Treasury.
- 3 The amounts in this column, unless otherwise footnoted, represent obligated balances canceled for fiscal year 2017 pursuant to 31 U.S.C. 1553 and adjustments to borrowing and contract authority.
- 4 Subject to disposition by the administrative agency.

**Footnotes**

Table 1 - Appropriations and Appropriation Transfers - Office of Personnel Management

AID	ATA	Period of Availability	MAIN	Net Appropriations and Appropriation Transfers	Appropriation Amount	Net Appropriation Transfers	AID Involved	ATA Involved	Period of Availability Involved	MAIN Involved	Amount From or To (-)
024		22	0100	155,592,000.00	156,092,000.00	-500,000.00	024		2225	1162	-500,000.00
024		2225	1162	500,000.00	0.00	500,000.00	024		22	0100	500,000.00
Total				156,092,000.00	156,092,000.00	-----					-----

**This Page Left Blank Intentionally**

---

Appropriations, Outlays, and Balances - Continued

Appropriation or Fund Account  Title	Account Symbol				Balances, Beginning of Fiscal Year	Appropriations and Other Obligational Authority <sup>1</sup>	Transfers Borrowings and Investment (Net) <sup>2</sup>	Outlays (Net)	Balances Withdrawn and Other Transactions <sup>3</sup>	Balances, End of Fiscal Year	
	Period of Availability	ATA	AID	MAIN							SUB
<b>Small Business Administration</b>											
<b>General Fund Accounts</b>											
Salaries and Expenses, Small Business Administration											
Fund Resources:											
Undisbursed Funds	2022-2023		073	0100	000	-----	6,100,000.00	-----	-754,142.68	-----	6,854,142.68
	2022					-----	351,631,660.00	-----	253,528,634.48	-----	98,103,025.52
	2021-2022					6,700,000.00	-----	-----	4,795,678.86	-----	1,904,321.14
	2021					76,025,894.33	-----	-----	65,548,197.99	-----	10,477,696.34
	2020-2021					550,757,993.42	-----	-----	137,976,035.22	-----	412,781,958.20
	2020					13,077,946.65	-----	-----	3,496,534.16	-----	9,581,412.49
	2019-2020					34,940.21	-----	-----	27,312.45	-----	7,627.76
	2019					9,416,891.10	-----	-----	331,589.47	-----	9,085,301.63
	2018-2019					1,950,866.98	-----	-----	-----	-----	1,950,866.98
	2018					7,288,505.20	-----	-----	122,258.63	-----	7,166,246.57
	2017-2018					41,996.56	-----	-----	-----	-----	41,996.56
	2017					8,252,397.19	-----	-----	234,300.37	8,018,096.82	-----
	2016-2017					279,988.47	-----	-----	82,872.19	197,116.28	-----
	No Year					1,133,550,534.54	-37,411,504.34	510,000,000.00	356,642,197.26	-----	1,249,496,832.94
	Subtotal		073	0100	000	1,807,377,954.65	320,320,155.66	510,000,000.00	822,031,468.40	8,215,213.10	1,807,451,428.81
Office of Inspector General, Small Business Administration											
Fund Resources:											
Undisbursed Funds	2022		073	0200	000	-----	22,671,000.00	-----	19,199,907.24	-----	3,471,092.76
	2021					2,327,773.18	-----	-----	1,669,325.09	-----	658,448.09
	2020					552,534.77	-----	-----	22,993.42	-----	529,541.35
	2019					1,205,276.75	-----	-----	-3,292.11	-----	1,208,568.86
	2018					484,347.90	-----	-----	-----	-----	484,347.90
	2017					1,100,211.83	-----	-----	-----	1,100,211.83	-----
	No Year					53,938,478.78	1,600,000.00	-----	14,799,193.25	-----	40,739,285.53
	Subtotal		073	0200	000	59,608,623.21	24,271,000.00	-----	35,688,126.89	1,100,211.83	47,091,284.49
Office of Advocacy, Small Business Administration											
Fund Resources:											
Undisbursed Funds	No Year		073	0300	000	3,285,972.94	9,466,000.00	-----	7,166,558.53	-----	5,585,414.41
Entrepreneurial Development Programs, Small Business Administration											
Fund Resources:											
Undisbursed Funds	2022-2023		073	0400	000	-----	290,150,000.00	-----	28,510,422.93	-----	261,639,577.07
	2021-2022					424,943,999.21	-----	-----	179,982,379.85	-----	244,961,619.36
	2020-2021					273,011,057.05	-----	-----	164,742,316.84	-----	108,268,740.21
	2019-2020					21,044,303.04	-----	-----	12,987,708.77	-----	8,056,594.27
	2018-2019					8,235,061.48	-----	-----	1,190,434.65	-----	7,044,626.83
	2017-2018					7,586,209.95	-----	-----	12,420.09	-----	7,573,789.86

Footnotes at End of Chapter



## Appropriations, Outlays, and Balances - Continued

Appropriation or Fund Account  Title	Account Symbol				Balances, Beginning of Fiscal Year	Appropriations and Other Obligational Authority <sup>1</sup>	Transfers Borrowings and Investment (Net) <sup>2</sup>	Outlays (Net)	Balances Withdrawn and Other Transactions <sup>3</sup>	Balances, End of Fiscal Year
	Period of Availability	ATA	AID	MAIN						
	2016-2017				7,861,636.68	-----	-----	90,174.55	7,771,462.13	-----
	No Year				50,000,000.00	-----	-----	10,579,600.31	-----	39,420,399.69
	Subtotal		073	0400	792,682,267.41	290,150,000.00	-----	398,095,457.99	7,771,462.13	676,965,347.29
Emergency EIDL Grants, Small Business Administration Fund Resources:										
Undisbursed Funds	2020-2021		073	0500	28,070,423.51	-----	-----	2,135,978.10	-----	25,934,445.41
	No Year				29,778,726,788.73	-15,786,600,128.75	-10,700,575,566.00	1,990,515,374.81	-----	1,301,035,719.17
	Subtotal		073	0500	29,806,797,212.24	-15,786,600,128.75	-10,700,575,566.00	1,992,651,352.91	-----	1,326,970,164.58
Shuttered Venue Operators, Small Business Administration Fund Resources:										
Undisbursed Funds	No Year		073	0700	6,553,513,334.08	-1,200,000,000.00	-----	4,887,684,297.54	-----	465,829,036.54
Restaurant Revitalization Fund, Small Business Administration Fund Resources:										
Undisbursed Funds	No Year		073	0800	133,241,086.34	-----	-----	-13,114,931.34	-----	146,356,017.68
Disaster Loans Program Account, Small Business Administration Fund Resources:										
Undisbursed Funds	2022		073	1152	-----	910,820,200.00	-----	910,820,200.00	-----	-----
	No Year				20,630,098,197.89	-12,142,900,000.00	10,200,575,566.00	16,223,546,205.76	-----	2,464,227,558.13
	Subtotal		073	1152	20,630,098,197.89	-11,232,079,800.00	10,200,575,566.00	17,134,366,405.76	-----	2,464,227,558.13
Business Loans Program Account, Small Business Administration Fund Resources:										
Undisbursed Funds	2022		073	1154	-----	9,704,282,713.00	-----	9,704,282,713.00	-----	-----
	2020-2021				1,890,287,694.46	-----	-----	-10,873,428.80	-----	1,901,161,123.26
	2017				-----	-----	-----	-147,839.89	147,839.89	-----
	No Year				8,375,419,859.12	-4,933,733,319.10	-----	198,771,318.50	-----	3,242,915,221.52
	Subtotal		073	1154	10,265,707,553.58	4,770,549,393.90	-----	9,892,032,762.81	147,839.89	5,144,076,344.78
Business Loans Program Account - Recovery Act, Small Business Administration Fund Resources:										
Undisbursed Funds	2022		073	1156	-----	10,072,653.00	-----	10,072,653.00	-----	-----
Information Technology System Modernization and Working Capital Fund, Small Business Administration Fund Resources:										
Undisbursed Funds	2022-2025		073	1161	-----	8,168,340.00	-----	-----	-----	8,168,340.00
	2021-2024				6,000,000.00	-----	-----	-----	-----	6,000,000.00
	2020-2023				7,486,224.62	-----	-----	5,172,979.97	-----	2,313,244.65
	2019-2022				613,136.96	-----	-----	475,243.46	-----	137,893.50
	Subtotal		073	1161	14,099,361.58	8,168,340.00	-----	5,648,223.43	-----	16,619,478.15
<b>Public Enterprise Funds</b>										

Footnotes at End of Chapter

Appropriations, Outlays, and Balances - Continued

Appropriation or Fund Account  Title	Account Symbol				Balances, Beginning of Fiscal Year	Appropriations and Other Obligational Authority <sup>1</sup>	Transfers Borrowings and Investment (Net) <sup>2</sup>	Outlays (Net)	Balances Withdrawn and Other Transactions <sup>3</sup>	Balances, End of Fiscal Year
	Period of Availability	ATA	AID	MAIN						
Disaster Loan Fund, Liquidating Account, Small Business Administration Fund Resources: Undisbursed Funds	No Year		073	4153	000	31,487.84	73,218.47	----- -234,567.43	<sup>4</sup> 277,160.46	62,113.28
Business Loan and Investment Fund, Liquidating Account, Small Business Administration Fund Resources: Undisbursed Funds	No Year		073	4154	000	513,367.16	336,364.54	----- -1,284,739.71	<sup>4</sup> 1,647,015.91	487,455.50
Surety Bond Guarantees Revolving Fund, Small Business Administration Fund Resources: Undisbursed Funds	No Year		073	4156	000	90,374,873.95	-----	----- -5,444,333.28	-----	95,819,207.23
Surety Bond Guarantees Revolving Fund - Recovery Act, Small Business Administration Fund Resources: Undisbursed Funds	No Year		073	4268	000	14,672,294.23	-----	-----	-----	14,672,294.23
<b>Trust Fund Accounts</b>										
Business Assistance Trust Fund, Small Business Administration Fund Resources: Undisbursed Funds	No Year		073	8466	000	175,190.66	-----	----- -495,930.38	-----	671,121.04
<b>Deductions for Offsetting Receipts</b>										
Proprietary Receipts from the Public						-----	-11,966,200,554.25	-----	-11,966,200,554.25	-----
Intrabudgetary Receipts Deducted by Agency						-----	647,313.14	-----	647,313.14	-----
Total, Offsetting Receipts						-----	-11,965,553,241.11	-----	-11,965,553,241.11	-----
Total, Small Business Administration						70,172,178,777.76	-34,750,826,044.29	10,000,000.00	23,199,309,564.01	19,158,903.32
<b>Memorandum</b>										
<b>Financing Accounts</b>										
<b>Public Enterprise Funds</b>										
Business Loan and Investment Direct Loan Financing Account, Small Business Administration Fund Resources: Undisbursed Funds	No Year		073	4148	000	42,197,995.97	-----	-2,542,000.00	12,075,554.74	----- 27,580,441.23
Authority to Borrow from the Treasury						13,750,882.20	112,945,532.00	-37,343,000.00	-----	64,154,071.40
Subtotal			073	4148	000	55,948,878.17	112,945,532.00	-39,885,000.00	12,075,554.74	64,154,071.40
Business Loan and Investment Guaranteed Loan Financing Account, Small Business Administration Fund Resources: Undisbursed Funds	No Year		073	4149	000	226,321,306,647.58	-----	-155,360,000.00	194,450,588,194.17	----- 31,715,358,453.41
Authority to Borrow from the Treasury						-----	316,000,000.00	-32,259,000.00	-----	283,741,000.00
Subtotal			073	4149	000	226,321,306,647.58	316,000,000.00	-187,619,000.00	194,450,588,194.17	283,741,000.00

Footnotes at End of Chapter

## Appropriations, Outlays, and Balances - Continued

Appropriation or Fund Account	Account Symbol				Balances, Beginning of Fiscal Year	Appropriations and Other Obligational Authority <sup>1</sup>	Transfers Borrowings and Investment (Net) <sup>2</sup>	Outlays (Net)	Balances Withdrawn and Other Transactions <sup>3</sup>	Balances, End of Fiscal Year	
Title	Period of Availability	ATA	AID	MAIN							SUB
Disaster Direct Loan Financing Account, Small Business Administration Fund Resources:											
Undisbursed Funds	No Year		073	4150	000	20,211,697,740.14	10,962,203.00	100,314,809,000.00	108,016,489,053.23	<sup>4</sup> 375,320,198.00	12,145,659,691.91
Authority to Borrow from the Treasury						3,599,151,802.18	121,347,311,360.00	-114,094,157,000.00	-----	7,725,099,568.71	3,127,206,593.47
Subtotal			073	4150	000	23,810,849,542.32	121,358,273,563.00	-13,779,348,000.00	108,016,489,053.23	8,100,419,766.71	15,272,866,285.38
Business Loan and Investment Direct Loan Financing Account - Recovery Act, Small Business Administration Fund Resources:											
Undisbursed Funds	No Year		073	4279	000	3,277.36	-----	-36,000.00	-35,949.73	-----	3,227.09
Authority to Borrow from the Treasury						-----	4,390.00	-4,000.00	-----	390.00	-----
Subtotal			073	4279	000	3,277.36	4,390.00	-40,000.00	-35,949.73	390.00	3,227.09
Business Loan and Investment Guaranteed Loan Financing Account - Recovery Act, Small Business Administration Fund Resources:											
Undisbursed Funds	No Year		073	4280	000	54,921,914.75	-----	-10,280,000.00	-24,892,705.48	-----	69,534,620.23
Total, Financing Accounts						250,243,030,260.18	121,787,223,485.00	-14,017,172,000.00	302,454,224,146.93	8,448,315,228.11	47,110,542,370.14

Footnotes at End of Chapter

---

**Footnotes**

---

- 1 The amounts in this column, unless otherwise footnoted, represent appropriations, increases and rescissions in borrowing authority or new contract authority. Appropriation accounts with appropriation transfer activity are presented in Table 1 (Appropriations and Appropriation Transfers) at the end of this chapter.
- 2 The amounts in this column, unless otherwise footnoted, represent transfers - other than appropriation transfers, borrowings (gross), investments (net), unrealized discounts or funds held outside the Treasury.
- 3 The amounts in this column, unless otherwise footnoted, represent obligated balances canceled for fiscal year 2017 pursuant to 31 U.S.C. 1553 and adjustments to borrowing and contract authority.
- 4 Represents capital transfer to miscellaneous receipts.

## Appropriations, Outlays, and Balances - Continued

### Footnotes

Table 1 - Appropriations and Appropriation Transfers - Small Business Administration

AID	ATA	Period of Availability	MAIN	Net Appropriations and Appropriation Transfers	Appropriation Amount	Net Appropriation Transfers	AID Involved	ATA Involved	Period of Availability Involved	MAIN Involved	Amount From or To (-)
073		X	0100	8,400,000.00	0.00	8,400,000.00	073		X	1152	8,400,000.00
073		22	0100	351,631,660.00	355,300,000.00	-3,668,340.00	073		X	1154	4,500,000.00
							073		2225	1161	-8,168,340.00
073		X	0200	1,600,000.00	0.00	1,600,000.00	073		X	1152	1,600,000.00
073		X	1152	1,179,100,000.00	1,189,100,000.00	-10,000,000.00	073		X	0100	-8,400,000.00
							073		X	0200	-1,600,000.00
073		X	1154	-4,500,000.00	0.00	-4,500,000.00	073		22	0100	-4,500,000.00
073		2225	1161	8,168,340.00	0.00	8,168,340.00	073		22	0100	8,168,340.00
<b>Total</b>				1,544,400,000.00	1,544,400,000.00	-----					-----

Appropriations, Outlays, and Balances - Continued

Appropriation or Fund Account  Title	Account Symbol				Balances, Beginning of Fiscal Year	Appropriations and Other Obligational Authority <sup>1</sup>	Transfers Borrowings and Investment (Net) <sup>2</sup>	Outlays (Net)	Balances Withdrawn and Other Transactions <sup>3</sup>	Balances, End of Fiscal Year	
	Period of Availability	ATA	AID	MAIN							SUB
<b>Social Security Administration</b>											
<b>General Fund Accounts</b>											
Office of the Inspector General, Social Security Administration											
Fund Resources:											
Undisbursed Funds	2022		028	0400	000	-----	30,331,200.00	-----	24,359,103.34	-----	5,972,096.66
	2021					2,287,486.23	-----	-----	1,831,246.28	-----	456,239.95
	2020					81,154.86	-----	-----	6,237.68	-----	74,917.18
	2019					47,346.38	-----	-----	-49,947.03	-----	97,293.41
	2018					548,725.80	-----	-----	68,640.29	-----	480,085.51
	2017					64,165.48	-----	-----	-500,464.76	564,630.24	-----
	No Year					-----	568,800.00	-----	-----	-----	568,800.00
	Subtotal		028	0400	000	3,028,878.75	30,900,000.00	-----	25,714,815.80	564,630.24	7,649,432.71
Special Benefits for Certain World War II Veterans, Social Security Administration											
Fund Resources:											
Undisbursed Funds	No Year		028	0401	000	-----	392,315.63	-----	392,315.63	-----	-----
Payments to Social Security Trust Funds, Social Security Administration											
Fund Resources:											
Undisbursed Funds	2022		028	0404	000	-----	11,000,000.00	-----	2,691,392.52	-----	8,308,607.48
	2021					8,058,839.15	-----	-----	825,977.61	-----	7,232,861.54
	2020					7,624,356.24	-----	-----	-----	-----	7,624,356.24
	2019					7,025,606.44	-----	-----	-----	-----	7,025,606.44
	2018					7,658,531.90	-----	-----	-----	-----	7,658,531.90
	2017					7,900,969.49	-----	-----	-----	7,900,969.49	-----
	No Year					12,822,453.00	48,510,076,513.96	-----	48,510,076,513.96	-----	12,822,453.00
	Subtotal		028	0404	000	51,090,756.22	48,521,076,513.96	-----	48,513,593,884.09	7,900,969.49	50,672,416.60
Supplemental Security Income Program, Social Security Administration											
Fund Resources:											
Undisbursed Funds	2022-2024		028	0406	000	-----	86,000,000.00	-----	13,034,612.78	-----	72,965,387.22
	2021-2023					71,815,788.38	-----	-----	35,629,668.68	-----	36,186,119.70
	2020-2022					18,802,761.38	-----	-----	14,616,184.40	-----	4,186,576.98
	2019-2021					16,024,903.72	-----	-----	9,130,898.85	-----	6,894,004.87
	2018-2020					8,847,001.61	-----	-----	3,188,128.28	-----	5,658,873.33
	2017-2019					1,491,969.27	-----	-----	-87,928.19	-----	1,579,897.46
	2016-2018					6,291,647.20	-----	-----	2,911,852.66	-----	3,379,794.54
	2015-2017					2,376,175.37	-----	-----	137,063.36	2,239,112.01	-----
	No Year					7,801,340,403.80	65,427,823,000.00	-----	65,629,855,305.01	-----	7,599,308,098.79
	Subtotal		028	0406	000	7,926,990,650.73	65,513,823,000.00	-----	65,708,415,785.83	2,239,112.01	7,730,158,752.89

Footnotes at End of Chapter

## Appropriations, Outlays, and Balances - Continued

Appropriation or Fund Account  Title	Account Symbol				Balances, Beginning of Fiscal Year	Appropriations and Other Obligational Authority <sup>1</sup>	Transfers Borrowings and Investment (Net) <sup>2</sup>	Outlays (Net)	Balances Withdrawn and Other Transactions <sup>3</sup>	Balances, End of Fiscal Year	
	Period of Availability	ATA	AID	MAIN							SUB
Administrative Costs, The Medicare Improvements for Patients and Providers Act, Social Security Administration Fund Resources: Undisbursed Funds	No Year		028	0415	000	26,413,770.56	-----	197,683.17	-----	26,216,087.39	
Administrative Expenses, Children's Health Insurance Program, Social Security Administration Fund Resources: Undisbursed Funds	No Year		028	0416	000	1,939,506.00	-----	19,130.24	-----	1,920,375.76	
Limitation on Administrative Expenses - Recovery Act, Social Security Administration Fund Resources: Undisbursed Funds	No Year		028	0417	000	198,232.92	-----	75,143.40	-----	123,089.52	
Payment to Limitation on Administrative Expenses, Social Security Administration Fund Resources: Undisbursed Funds	2022		028	0419	000	-----	16,000,000.00	16,000,000.00	-----	-----	
	2021					20,413,513.27	-----	3,997,146.67	-----	16,416,366.60	
	2020-2021					6,129,749.80	-----	759,694.85	-----	5,370,054.95	
	Subtotal		028	0419	000	26,543,263.07	16,000,000.00	20,756,841.52	-----	21,786,421.55	
Payments for Credits Against Social Security Contributions, Social Security Administration Fund Resources: Undisbursed Funds	No Year		028	0440	000	-----	7,982.73	7,982.73	-----	-----	
<b>Special Fund Accounts</b>											
State Supplemental Fees, Social Security Administration Fund Resources: Undisbursed Funds	No Year		028	5419	000	-----	138,000,000.00	138,000,000.00	-----	-----	
<b>Trust Fund Accounts</b>											
Federal Old-Age and Survivors Insurance Trust Fund - Treasury Managed, Social Security Administration Fund Resources: Undisbursed Funds	No Year		028	8006	000	655,472.38	<sup>4</sup> -22,858,293,142.50	32,184,139,000.00	<sup>4</sup> 9,326,361,024.16	-----	140,305.72
Transfer To: Social Security Administration	No Year	028	028	8006	000	13,502,763.80	1,063,912,146,759.57	-----	1,063,896,821,912.74	-----	28,827,610.63
Investments in US Treasury Securities						2,755,784,664,000.00	-----	-32,184,139,000.00	-----	2,723,600,525,000.00	
			028	8006	000	2,755,798,822,236.18	1,041,053,853,617.07	-----	1,073,223,182,936.90	-----	2,723,629,492,916.35
Federal Disability Insurance Trust Fund - Treasury Managed, Social Security Administration Fund Resources: Undisbursed Funds	No Year		028	8007	000	1,617,710.79	<sup>5</sup> 19,553,325,552.90	-16,646,489,000.00	<sup>5</sup> 2,906,663,601.61	-----	1,790,662.08
Transfer To: Social Security Administration	No Year	028	028	8007	000	28,803,228.33	142,466,822,805.95	-----	142,485,277,374.23	-----	10,348,660.05
Investments in US Treasury Securities						98,032,277,000.00	-----	16,646,489,000.00	-----	114,678,766,000.00	

Footnotes at End of Chapter

Appropriations, Outlays, and Balances - Continued

Appropriation or Fund Account  Title	Account Symbol				Balances, Beginning of Fiscal Year	Appropriations and Other Obligational Authority <sup>1</sup>	Transfers Borrowings and Investment (Net) <sup>2</sup>	Outlays (Net)	Balances Withdrawn and Other Transactions <sup>3</sup>	Balances, End of Fiscal Year	
	Period of Availability	ATA	AID	MAIN							SUB
Salaries and Expenses, Social Security Administration Fund Resources:	Subtotal		028	8007	000	98,062,697,939.12	162,020,148,358.85	-----	145,391,940,975.84	-----	114,690,905,322.13
Undisbursed Funds	2022		028	8704	000	-----	-----	-----	-3,818,861.37	-----	3,818,861.37
	2021					80,105,653.59	-----	-----	75,546,032.16	-----	4,559,621.43
	2020					2,221,108.71	-----	-----	-1,048,099.35	-----	3,269,208.06
	2019					2,661,970.04	-----	-----	1,345,250.32	-----	1,316,719.72
	2018					769,622.38	-----	-----	616,161.01	-----	153,461.37
	2017					672,351.96	-----	-----	672,351.96	-----	-----
	No Year					3,585,894.44	-----	-----	-16,275,661.16	-----	19,861,555.60
	Subtotal		028	8704	000	90,016,601.12	-----	-----	57,037,173.57	-----	32,979,427.55
<b>Deductions for Offsetting Receipts</b>											
Proprietary Receipts from the Public						-----	-2,512,611,220.24	-----	-2,512,611,220.24	-----	-----
Intrabudgetary Receipts Deducted by Agency						-----	-48,511,197,549.38	-----	-48,511,197,549.38	-----	-----
Total, Offsetting Receipts						-----	-51,023,808,769.62	-----	-51,023,808,769.62	-----	-----
Total, Social Security Administration						2,861,987,741,834.67	1,266,270,393,018.62	-----	1,282,055,525,899.10	10,704,711.74	2,846,191,904,242.45

Footnotes at End of Chapter



## Appropriations, Outlays, and Balances - Continued

---

### Footnotes

---

- 1 The amounts in this column, unless otherwise footnoted, represent appropriations, increases and rescissions in borrowing authority or new contract authority. Appropriation accounts with appropriation transfer activity are presented in Table 1 (Appropriations and Appropriation Transfers) at the end of this chapter.
- 2 The amounts in this column, unless otherwise footnoted, represent transfers - other than appropriation transfers, borrowings (gross), investments (net), unrealized discounts or funds held outside the Treasury.
- 3 The amounts in this column, unless otherwise footnoted, represent obligated balances canceled for fiscal year 2017 pursuant to 31 U.S.C. 1553 and adjustments to borrowing and contract authority.
- 4 Excludes \$4,448,131,000.00 refund of taxes.
- 5 Excludes \$755,343,000.00 refund of taxes.

**Footnotes**

Table 1 - Appropriations and Appropriation Transfers - Social Security Administration

AID	ATA	Period of Availability	MAIN	Net Appropriations and Appropriation Transfers	Appropriation Amount	Net Appropriation Transfers	AID Involved	ATA Involved	Period of Availability Involved	MAIN Involved	Amount From or To (-)
028		X	0406	65,427,823,000.00	65,513,823,000.00	-86,000,000.00	028		2224	0406	-86,000,000.00
028		2224	0406	86,000,000.00	0.00	86,000,000.00	028		X	0406	86,000,000.00
028		X	8006	-1,063,912,146,759.57	0.00	-1,063,912,146,759.57	028	028	X	8006	-1,063,912,146,759.57
028		X	8007	-142,466,822,805.95	0.00	-142,466,822,805.95	028	028	X	8007	-142,466,822,805.95
028	028	X	8006	1,063,912,146,759.57	0.00	1,063,912,146,759.57	028		X	8006	1,063,912,146,759.57
028	028	X	8007	142,466,822,805.95	0.00	142,466,822,805.95	028		X	8007	142,466,822,805.95
Total				65,513,823,000.00	65,513,823,000.00	0.00					0.00

**This Page Left Blank Intentionally**

---

Appropriations, Outlays, and Balances - Continued

Appropriation or Fund Account  Title	Account Symbol				Balances, Beginning of Fiscal Year	Appropriations and Other Obligational Authority <sup>1</sup>	Transfers Borrowings and Investment (Net) <sup>2</sup>	Outlays (Net)	Balances Withdrawn and Other Transactions <sup>3</sup>	Balances, End of Fiscal Year	
	Period of Availability	ATA	AID	MAIN							SUB
<b>Independent Agencies</b>											
<b>Administrative Conference of the United States</b>											
<b>General Fund Accounts</b>											
Salaries and Expenses, Administrative Conference of the United States											
Fund Resources:											
Undisbursed Funds	2022-2023		302	1700	000	-----	3,400,000.00	-----	3,071,730.39	-----	328,269.61
	2021-2022					765,709.71	-----	-----	637,251.90	-----	128,457.81
	2020-2021					55,316.93	-----	-----	25,000.00	-----	30,316.93
	2019-2020					37,324.91	-----	-----	-----	-----	37,324.91
	2018-2019					11,703.53	-----	-----	-----	-----	11,703.53
	2017-2018					20,073.76	-----	-----	-----	-----	20,073.76
	2016-2017					44,589.43	-----	-----	-----	44,589.43	-----
	No Year					11,400.00	-----	-----	-----	-----	11,400.00
Total, Administrative Conference of the United States						946,118.27	3,400,000.00	-----	3,733,982.29	44,589.43	567,546.55
<b>Advisory Council on Historic Preservation</b>											
<b>General Fund Accounts</b>											
Salaries and Expenses, Advisory Council on Historic Preservation											
Fund Resources:											
Undisbursed Funds	2022-2023		306	2300	000	-----	-----	-----	135,783.20	-----	<sup>4</sup> -135,783.20
	2022					-----	8,255,000.00	-----	6,893,683.26	-----	1,361,316.74
	2021-2022					-68,627.29	-----	-----	-120,413.97	-----	51,786.68
	2021					416,495.33	-----	-----	416,390.72	-----	104.61
	2020-2021					-157,043.30	-----	-----	-157,270.45	-----	227.15
	2020					165.20	-----	-----	136.49	-----	28.71
	2019					2,328.54	-----	-----	-----	-----	2,328.54
	2003					-213,476.55	-----	-----	-----	-----	<sup>4</sup> -213,476.55
	1999					-60,393.97	-----	-----	-----	-----	<sup>4</sup> -60,393.97
	Subtotal		306	2300	000	-80,552.04	8,255,000.00	-----	7,168,309.25	-----	1,006,138.71
<b>Trust Fund Accounts</b>											
Donations, Advisory Council on Historic Preservation											
Fund Resources:											
Undisbursed Funds	No Year		306	8298	000	10,000.00	-----	-----	-----	-----	10,000.00
Total, Advisory Council on Historic Preservation						-70,552.04	8,255,000.00	-----	7,168,309.25	-----	1,016,138.71
<b>Appalachian Regional Commission</b>											
<b>General Fund Accounts</b>											
Appalachian Regional Development Programs, Appalachian Regional Commission											
Fund Resources:											
Undisbursed Funds	No Year		309	0200	000	443,268,963.77	362,598,095.00	191,730.63	115,572,606.69	-----	690,486,182.71
Rural Utilities Service, Agriculture	No Year	012	309	0200	020	57,932,336.11	28,136,001.00	-----	7,340,052.31	-----	78,728,284.80

Footnotes at End of Chapter

## Appropriations, Outlays, and Balances - Continued

Appropriation or Fund Account  Title	Account Symbol					Balances, Beginning of Fiscal Year	Appropriations and Other Obligational Authority <sup>1</sup>	Transfers Borrowings and Investment (Net) <sup>2</sup>	Outlays (Net)	Balances Withdrawn and Other Transactions <sup>3</sup>	Balances, End of Fiscal Year
	Period of Availability	ATA	AID	MAIN	SUB						
Economic Development Administration, Commerce	No Year	013	309	0200	020	16,682,538.48	4,205,904.00	-----	3,938,737.02	-----	16,949,705.46
Federal Highway Administration, Transportation	No Year	069	309	0200	005	5,409,713.89	-----	-191,730.63	1,031,502.17	-----	4,186,481.09
Housing and Urban Development	No Year	086	309	0200	000	5,949,409.70	60,000.00	-----	53,393.03	-----	5,956,016.67
Subtotal			309	0200	000	529,242,961.95	395,000,000.00	-----	127,936,291.22	-----	796,306,670.73
<b>Trust Fund Accounts</b>											
Administrative Expenses, Appalachian Regional Commission Fund Resources: Undisbursed Funds	No Year		309	8090	000	413,406.00	-----	-----	-----	-----	413,406.00
<b>Deductions for Offsetting Receipts</b>											
Proprietary Receipts from the Public						-----	-2,620.35	-----	-2,620.35	-----	-----
Total, Appalachian Regional Commission						529,656,367.95	394,997,379.65	-----	127,933,670.87	-----	796,720,076.73
<b>Access Board</b>											
<b>Architectural and Transportation Barriers Compliance Board</b>											
<b>General Fund Accounts</b>											
Salaries and Expenses, Access Board Fund Resources: Undisbursed Funds	2022		310	3200	000	-----	9,750,000.00	-----	5,877,329.33	-----	3,872,670.67
	2021					2,870,229.80	-----	-----	2,274,124.49	-----	596,105.31
	2020					467,063.09	-----	-----	236,297.90	-----	230,765.19
	2019					296,608.85	-----	-----	-----	-----	296,608.85
	2018					92,512.77	-----	-----	-----	-----	92,512.77
	2017					323,756.41	-----	-----	-----	323,756.41	-----
Total, Architectural and Transportation Barriers Compliance Board						4,050,170.92	9,750,000.00	-----	8,387,751.72	323,756.41	5,088,662.79
Total, Access Board						4,050,170.92	9,750,000.00	-----	8,387,751.72	323,756.41	5,088,662.79
<b>Barry Goldwater Scholarship and Excellence in Education Foundation</b>											
<b>Trust Fund Accounts</b>											
Trust Fund, Barry Goldwater Scholarship and Excellence in Education Foundation Fund Resources: Undisbursed Funds	2019-2025		313	8281	000	3,435,910.00	-----	-----	1,702,500.00	-----	1,733,410.00
	No Year					41,456,238.70	1,271,935.69	-38,975,312.50	1,495,714.95	-----	2,257,146.94
Unrealized Discount on Investments						-180,619.57	-----	-24,687.50	-----	-----	-205,307.07
Investments in US Treasury Securities						29,706,242.71	-----	39,000,000.00	-----	-----	68,706,242.71
Total, Barry Goldwater Scholarship and Excellence in Education Foundation						74,417,771.84	1,271,935.69	-----	3,198,214.95	-----	72,491,492.58
<b>United States Agency for Global Media</b>											
<b>General Fund Accounts</b>											

Footnotes at End of Chapter

Appropriations, Outlays, and Balances - Continued

Appropriation or Fund Account  Title	Account Symbol				Balances, Beginning of Fiscal Year	Appropriations and Other Obligational Authority <sup>1</sup>	Transfers Borrowings and Investment (Net) <sup>2</sup>	Outlays (Net)	Balances Withdrawn and Other Transactions <sup>3</sup>	Balances, End of Fiscal Year	
	Period of Availability	ATA	AID	MAIN							SUB
Broadcasting Capital Improvements, United States Agency for Global Media Fund Resources: Undisbursed Funds	No Year		514	0204	000	34,874,857.25	9,700,000.00	-----	5,911,884.22	-----	38,662,973.03
International Broadcasting Operations, United States Agency for Global Media Fund Resources: Undisbursed Funds	2022-2024		514	0206	000	-----	25,000,000.00	-----	490,727.27	-----	24,509,272.73
	2019-2023					-126,245.00	-----	-----	-126,245.00	-----	-----
	2018-2023					-----	-----	-----	4,000.00	-----	<sup>4</sup> -4,000.00
	2022					-----	805,813,319.00	-3,000.00	700,030,388.04	-----	105,779,930.96
	2021					113,122,447.80	-----	3,000.00	97,168,803.45	-----	15,956,644.35
	2020					16,527,795.34	-----	-----	5,117,730.81	-----	11,410,064.53
	2019-2020					110,867.46	-----	-----	108,377.63	-----	2,489.83
	2015-2020					-21,052.00	-----	-----	-21,052.00	-----	-----
	2019					14,298,396.48	-----	-----	819,587.83	-----	13,478,808.65
	2018-2019					11,761.91	-----	-----	11,761.91	-----	-----
	2018					10,698,065.59	-----	-----	1,374.82	-----	10,696,690.77
	2017-2018					130,156.63	-----	-----	-----	-----	130,156.63
	2017					10,478,068.14	-----	-7,745,389.00	178,841.60	2,553,837.54	-----
	2016-2017					168,435.90	-----	-----	-----	168,435.90	-----
	No Year					34,566,138.39	44,486,681.00	5,000,000.00	40,975,849.08	-----	43,076,970.31
Funds Held Outside the Treasury	2022					-----	-----	3,000.00	-----	-----	3,000.00
	2021					3,000.00	-----	-3,000.00	-----	-----	-----
	Subtotal		514	0206	000	199,967,836.64	875,300,000.00	-2,745,389.00	844,760,145.44	2,722,273.44	225,040,028.76
Broadcasting to Cuba, United States Agency for Global Media Fund Resources: Undisbursed Funds	No Year		514	0208	000	28,143.82	-----	-----	-----	-----	28,143.82
Buying Power Maintenance, United States Agency for Global Media Fund Resources: Undisbursed Funds	No Year		514	1147	000	10,120,449.00	-----	2,745,389.00	-----	-----	12,865,838.00
<b>Trust Fund Accounts</b>											
Foreign Service National Separation Liability Trust Fund, United States Agency for Global Media Fund Resources: Undisbursed Funds	No Year		514	8285	000	5,530,815.16	467,902.00	-----	542,560.28	-----	5,456,156.88
Miscellaneous Trust Fund, United States Agency for Global Media Fund Resources: Undisbursed Funds	No Year		514	8286	000	285,255.61	750.00	-----	-----	-----	286,005.61
<b>Deductions for Offsetting Receipts</b>											
Proprietary Receipts from the Public						-----	-72,956.87	-----	-72,956.87	-----	-----
Intrabudgetary Receipts Deducted by Agency						-----	-467,902.00	-----	-467,902.00	-----	-----

Footnotes at End of Chapter

## Appropriations, Outlays, and Balances - Continued

Appropriation or Fund Account  Title	Account Symbol				Balances, Beginning of Fiscal Year	Appropriations and Other Obligational Authority <sup>1</sup>	Transfers Borrowings and Investment (Net) <sup>2</sup>	Outlays (Net)	Balances Withdrawn and Other Transactions <sup>3</sup>	Balances, End of Fiscal Year	
	Period of Availability	ATA	AID	MAIN							SUB
Total, Offsetting Receipts					- 0 -	-540,858.87	-----	-540,858.87	-----	- 0 -	
Total, United States Agency for Global Media					250,807,357.48	884,927,793.13	-----	850,673,731.07	2,722,273.44	282,339,146.10	
<b>Bureau of Consumer Financial Protection</b>											
<b>Special Fund Accounts</b>											
Bureau of Consumer Financial Protection Fund, Bureau of Consumer Financial Protection Fund Resources:											
Undisbursed Funds	No Year		581	5577	000	20,817,206.72	643,209,542.66	-55,125,842.66	590,701,367.49	-----	18,199,539.23
Unrealized Discount on Investments						-31,866.69	-----	-1,875,750.14	-----	-----	-1,907,616.83
Investments in US Treasury Securities						282,600,000.00	-----	57,000,000.00	-----	-----	339,600,000.00
Funds Held Outside the Treasury						335,274.61	-----	1,592.80	-----	-----	336,867.41
Subtotal			581	5577	000	303,720,614.64	643,209,542.66	-----	590,701,367.49	-----	356,228,789.81
Consumer Financial Civil Penalty Fund, Bureau of Consumer Financial Protection Fund Resources:											
Undisbursed Funds	No Year		581	5578	000	2,604,508.83	172,520,013.00	35,471,428.62	95,792,352.51	-----	114,803,597.94
Funds Held Outside the Treasury						788,495,280.91	-----	-35,471,428.62	-----	-----	753,023,852.29
Subtotal			581	5578	000	791,099,789.74	172,520,013.00	-----	95,792,352.51	-----	867,827,450.23
<b>Deductions for Offsetting Receipts</b>											
Proprietary Receipts from the Public						-----	-25.00	-----	-25.00	-----	-----
Intrabudgetary Receipts Deducted by Agency						-----	-1,625,842.66	-----	-1,625,842.66	-----	-----
Total, Offsetting Receipts						- 0 -	-1,625,867.66	-----	-1,625,867.66	-----	- 0 -
Total, Bureau of Consumer Financial Protection						1,094,820,404.38	814,103,688.00	-----	684,867,852.34	-----	1,224,056,240.04
<b>Central Intelligence Agency</b>											
<b>General Fund Accounts</b>											
Central Intelligence Agency Retirement and Disability System Fund, Central Intelligence Agency Fund Resources:											
Undisbursed Funds	2022		056	3400	000	-----	514,000,000.00	-----	514,000,000.00	-----	-----
<b>Chemical Safety and Hazard Investigation Board</b>											
<b>General Fund Accounts</b>											
Salaries and Expenses, Chemical Safety and Hazard Investigation Board Fund Resources:											
Undisbursed Funds	2022		510	3850	000	-----	13,400,000.00	-----	9,589,690.94	-----	3,810,309.06
	2021					3,813,134.15	-----	-----	1,987,554.00	-----	1,825,580.15
	2020					2,126,920.16	-----	-----	79,690.20	-----	2,047,229.96
	2019					1,643,969.83	-----	-----	-----	-----	1,643,969.83
	2018					239,789.79	-----	-----	-----	-----	239,789.79
	2017					223,881.64	-----	-----	-----	223,881.64	-----

Footnotes at End of Chapter

Appropriations, Outlays, and Balances - Continued

Appropriation or Fund Account  Title	Account Symbol				Balances, Beginning of Fiscal Year	Appropriations and Other Obligational Authority <sup>1</sup>	Transfers Borrowings and Investment (Net) <sup>2</sup>	Outlays (Net)	Balances Withdrawn and Other Transactions <sup>3</sup>	Balances, End of Fiscal Year	
	Period of Availability	ATA	AID	MAIN SUB							
Emergency Fund, Chemical Safety and Hazard Investigation Board Fund Resources:	Subtotal		510	3850	000	8,047,695.57	13,400,000.00	-----	11,656,935.14	223,881.64	9,566,878.79
Undisbursed Funds	No Year		510	3851	000	844,145.00	-----	-----	-----	-----	844,145.00
Total, Chemical Safety and Hazard Investigation Board						8,891,840.57	13,400,000.00	-----	11,656,935.14	223,881.64	10,411,023.79
<b>Christopher Columbus Fellowship Foundation</b>											
<b>Trust Fund Accounts</b>											
Christopher Columbus Scholarship Fund, Christopher Columbus Fellowship Foundation Fund Resources:	No Year		465	8187	000	44,916.31	-----	-----	-----	-----	44,916.31
Undisbursed Funds											
<b>Commission of Fine Arts</b>											
<b>General Fund Accounts</b>											
Salaries and Expenses, Commission of Fine Arts Fund Resources:	2022		323	2600	000	-----	3,328,000.00	-----	2,816,030.07	-----	511,969.93
Undisbursed Funds	2021					313,309.40	-----	-----	243,942.22	-----	69,367.18
	2020					141,289.95	-----	-----	9,017.10	-----	132,272.85
	2019					26,974.92	-----	-----	-----	-----	26,974.92
	2018					131,204.74	-----	-----	-----	-----	131,204.74
	2017					23,615.10	-----	-----	9,509.93	14,105.17	-----
	No Year					214,578.50	-----	-----	-1,373.77	-----	215,952.27
Subtotal			323	2600	000	850,972.61	3,328,000.00	-----	3,077,125.55	14,105.17	1,087,741.89
National Capital Arts and Cultural Affairs, Commission of Fine Arts Fund Resources:	2022		323	2602	000	-----	5,000,000.00	-----	5,000,000.00	-----	-----
Undisbursed Funds	2019					0.02	-----	-----	-----	-----	0.02
	2017					0.03	-----	-----	-----	0.03	-----
Subtotal			323	2602	000	0.05	5,000,000.00	-----	5,000,000.00	0.03	0.02
Total, Commission of Fine Arts						850,972.66	8,328,000.00	-----	8,077,125.55	14,105.20	1,087,741.91
<b>Commission on Civil Rights</b>											
<b>General Fund Accounts</b>											
Salaries and Expenses, Commission on Civil Rights Fund Resources:	2022		326	1900	000	-----	13,000,000.00	-----	10,362,020.97	-----	2,637,979.03
Undisbursed Funds	2021					2,993,511.09	-----	-----	2,059,694.92	-----	933,816.17
	2020					417,225.98	-----	-----	132,560.68	-----	284,665.30
	2019					238,828.43	-----	-----	14,578.00	-----	224,250.43
	2018					228,786.51	-----	-----	1,146.30	-----	227,640.21
	2017					178,460.82	-----	-----	-----	178,460.82	-----

Footnotes at End of Chapter



## Appropriations, Outlays, and Balances - Continued

Appropriation or Fund Account  Title	Account Symbol				Balances, Beginning of Fiscal Year	Appropriations and Other Obligational Authority <sup>1</sup>	Transfers Borrowings and Investment (Net) <sup>2</sup>	Outlays (Net)	Balances Withdrawn and Other Transactions <sup>3</sup>	Balances, End of Fiscal Year	
	Period of Availability	ATA	AID	MAIN							SUB
<b>Deductions for Offsetting Receipts</b>	Subtotal		326	1900	000	4,056,812.83	13,000,000.00	-----	12,570,000.87	178,460.82	4,308,351.14
Intrabudgetary Receipts Deducted by Agency						-----	-192.99	-----	-192.99	-----	-----
Total, Commission on Civil Rights						4,056,812.83	12,999,807.01	-----	12,569,807.88	178,460.82	4,308,351.14
<b>Committee for Purchase from People who are Blind or Severely Disabled</b>											
<b>General Fund Accounts</b>											
Salaries and Expenses, Committee for Purchase from People Who Are Blind or Severely Disabled Fund Resources:											
Undisbursed Funds	2022		338	2000	000	-----	11,000,000.00	-----	8,689,069.45	-----	2,310,930.55
	2021					2,267,420.46	-----	-----	1,578,549.42	-----	688,871.04
	2020					1,242,047.88	-----	-----	792,310.63	-----	449,737.25
	2019					154,220.33	-----	-----	-----	-----	154,220.33
	2018					174,672.94	-----	-----	-----	-----	174,672.94
	2017					48,854.84	-----	-----	1,749.00	47,105.84	-----
Total, Committee for Purchase from People who are Blind or Severely Disabled						3,887,216.45	11,000,000.00	-----	11,061,678.50	47,105.84	3,778,432.11
<b>Commodity Futures Trading Commission</b>											
<b>General Fund Accounts</b>											
Expenses, Commodity Futures Trading Commission Fund Resources:											
Undisbursed Funds	2022-2023		339	1400	000	-----	20,000,000.00	-----	5,231,394.62	-----	14,768,605.38
	2022					-----	277,946,053.00	-----	229,577,167.40	-----	48,368,885.60
	2021-2022					8,947,891.44	-----	367,548.00	6,957,129.79	-----	2,358,309.65
	2021					41,573,395.74	-----	-367,548.00	38,138,070.65	-----	3,067,777.09
	2020-2021					2,886,698.20	-----	-----	2,197,869.63	-----	688,828.57
	2020					4,115,872.25	-----	-----	873,964.69	-----	3,241,907.56
	2019-2020					662,760.64	-----	-----	-----	-----	662,760.64
	2019					3,174,222.44	-----	-----	249,271.57	-----	2,924,950.87
	2018-2019					426,741.45	-----	-----	-683.53	-----	427,424.98
	2018					2,040,507.88	-----	-----	-5,662.61	-----	2,046,170.49
	2017-2018					545,438.43	-----	-----	-----	-----	545,438.43
	2017					1,339,169.62	-----	-----	-----	1,339,169.62	-----
	2016-2017					415,098.75	-----	-----	4,026.00	411,072.75	-----
	2013-2014					-3,043,740.78	-----	-----	-----	-----	-3,043,740.78
	No Year					27,716,353.31	62,000,000.00	-----	12,226,305.78	-----	77,490,047.53
	Subtotal		339	1400	000	90,800,409.37	359,946,053.00	-----	295,448,853.99	1,750,242.37	153,547,366.01

Footnotes at End of Chapter

Appropriations, Outlays, and Balances - Continued

Appropriation or Fund Account  Title	Account Symbol					Balances, Beginning of Fiscal Year	Appropriations and Other Obligational Authority <sup>1</sup>	Transfers Borrowings and Investment (Net) <sup>2</sup>	Outlays (Net)	Balances Withdrawn and Other Transactions <sup>3</sup>	Balances, End of Fiscal Year
	Period of Availability	ATA	AID	MAIN	SUB						
Expenses, Commodity Futures Trading Commission, Unliquidating Deficiency Fund Resources: Undisbursed Funds	No Year		339	1402	000	3,768.08	22,053,947.00	-----	22,030,837.77	-----	26,877.31
Expenses, Customer Protection, Commodity Futures Trading Commission Fund Resources: Undisbursed Funds	2021-2023		339	1534	000	10,000,000.00	-----	-----	1,118,022.94	-----	8,881,977.06
<b>Public Enterprise Funds</b>											
Commodity Futures Trading Commission Customer Protection Fund, Commodity Futures Trading Commission Fund Resources: Undisbursed Funds	No Year		339	4334	000	103,344,845.66	-----	-286,000,000.00	-191,936,050.03	-----	9,280,895.69
Investments in US Treasury Securities						-----	-----	286,000,000.00	-----	-----	286,000,000.00
	Subtotal		339	4334	000	103,344,845.66	-----	-----	-191,936,050.03	-----	295,280,895.69
<b>Deductions for Offsetting Receipts</b>											
Proprietary Receipts from the Public						-----	-15,849.85	-----	-15,849.85	-----	-----
Total, Commodity Futures Trading Commission						204,149,023.11	381,984,150.15	-----	126,645,814.82	1,750,242.37	457,737,116.07
<b>Consumer Product Safety Commission</b>											
<b>General Fund Accounts</b>											
Salaries and Expenses, Consumer Product Safety Commission Fund Resources: Undisbursed Funds	2021-2026		061	0100	000	49,554,316.36	-----	-----	9,239,970.68	-----	40,314,345.68
	2022					-----	137,050,000.00	-----	109,104,843.19	-----	27,945,156.81
	2021					33,257,144.67	-----	-----	28,228,312.59	-----	5,028,832.08
	2020					4,257,947.57	-----	-----	2,291,225.82	-----	1,966,721.75
	2019					1,794,164.20	-----	-----	530,006.68	-----	1,264,157.52
	2018					2,076,563.55	-----	-----	384,070.13	-----	1,692,493.42
	2017					812,371.70	-----	-----	148,778.19	663,593.51	-----
	No Year					4,481,698.43	2,000,000.00	-----	1,184,425.89	-----	5,297,272.54
	Subtotal		061	0100	000	96,234,206.48	139,050,000.00	-----	151,111,633.17	663,593.51	83,508,979.80
<b>Trust Fund Accounts</b>											
Gifts and Donations, Consumer Product Safety Commission Fund Resources: Undisbursed Funds	No Year		061	8079	000	18,953.01	-----	-----	-----	-----	18,953.01
<b>Deductions for Offsetting Receipts</b>											
Proprietary Receipts from the Public						-----	-4,718.84	-----	-4,718.84	-----	-----
Total, Consumer Product Safety Commission						96,253,159.49	139,045,281.16	-----	151,106,914.33	663,593.51	83,527,932.81
<b>Corporation for National and Community Service</b>											

Footnotes at End of Chapter

## Appropriations, Outlays, and Balances - Continued

Appropriation or Fund Account  Title	Account Symbol				Balances, Beginning of Fiscal Year	Appropriations and Other Obligational Authority <sup>1</sup>	Transfers Borrowings and Investment (Net) <sup>2</sup>	Outlays (Net)	Balances Withdrawn and Other Transactions <sup>3</sup>	Balances, End of Fiscal Year	
	Period of Availability	ATA	AID	MAIN							SUB
<b>General Fund Accounts</b>											
Office of Inspector General, Corporation for National and Community Service Fund Resources:											
Undisbursed Funds	2021-2026		485	2721	000	9,000,000.00	-----	-----	368,621.12	-----	8,631,378.88
	2022					-----	6,595,000.00	-----	5,117,647.06	-----	1,477,352.94
	2021					2,045,350.03	-----	-----	1,328,588.29	-----	716,761.74
	2020-2021					1,009,671.31	-----	-----	429,963.84	-----	579,707.47
	2020					89,012.02	-----	-----	34,479.65	-----	54,532.37
	2019					334,369.25	-----	-----	-----	-----	334,369.25
	2018					481,745.08	-----	-----	-----	-----	481,745.08
	2017					499,925.76	-----	-----	-----	499,925.76	-----
	Subtotal		485	2721	000	13,460,073.45	6,595,000.00	-----	7,279,299.96	499,925.76	12,275,847.73
Salaries and Expenses, Corporation for National and Community Service Fund Resources:											
Undisbursed Funds	2021-2025		485	2722	000	-----	-----	-----	-6,863,698.48	-----	6,863,698.48
	2021-2024					72,500,237.08	-----	-----	12,209,520.55	-----	60,290,716.53
	2022					-----	88,082,000.00	-----	67,193,851.35	-----	20,888,148.65
	2021					25,014,817.73	-----	-----	18,595,338.19	-----	6,419,479.54
	2020-2021					866,609.96	-----	-----	414,480.75	-----	452,129.21
	2020					4,357,250.65	-----	-----	730,861.36	-----	3,626,389.29
	2019					2,889,548.07	-----	-----	2,447.90	-----	2,887,100.17
	2018					3,331,596.77	-----	-----	-----	-----	3,331,596.77
	2017					1,700,965.03	-----	-----	25,967.36	1,674,997.67	-----
	No Year					-----	-----	7,000,000.00	-----	-----	7,000,000.00
	Subtotal		485	2722	000	110,661,025.29	88,082,000.00	7,000,000.00	92,308,768.98	1,674,997.67	111,759,258.64
Vista Advance Payment Revolving Fund, Corporation for National and Community Service Fund Resources:											
Undisbursed Funds	No Year		485	2723	000	3,031,779.30	-----	-----	-181,411.25	-----	3,213,190.55
Payment to the National Service Trust, Corporation for National and Community Service Fund Resources:											
Undisbursed Funds	No Year		485	2726	000	148,000,000.00	190,550,000.00	-----	338,550,000.00	-----	-----
Operating Expenses, Corporation for National and Community Service Fund Resources:											
Undisbursed Funds	2021-2025		485	2728	000	-----	-----	-----	-99,857,504.35	-----	99,857,504.35
	2021-2024					765,577,619.68	-----	-----	49,585,959.80	-----	715,991,659.88
	2022					-----	865,409,000.00	-----	119,655,464.93	-----	745,753,535.07
	2021					714,116,232.75	-----	-----	420,251,878.01	-----	293,864,354.74
	2020-2021					13,944,469.54	-----	-----	10,547,700.49	-----	3,396,769.05
	2020					237,023,823.46	-----	-----	124,393,393.51	-----	112,630,429.95

Footnotes at End of Chapter

Appropriations, Outlays, and Balances - Continued

Appropriation or Fund Account  Title	Account Symbol				Balances, Beginning of Fiscal Year	Appropriations and Other Obligational Authority <sup>1</sup>	Transfers Borrowings and Investment (Net) <sup>2</sup>	Outlays (Net)	Balances Withdrawn and Other Transactions <sup>3</sup>	Balances, End of Fiscal Year	
	Period of Availability	ATA	AID	MAIN							SUB
	2019				76,420,335.43	-----	-----	22,418,813.68	-----	54,001,521.75	
	2018				56,612,151.62	-----	-----	5,640,752.12	-----	50,971,399.50	
	2017				70,979,976.71	-----	-----	46,703,961.44	24,276,015.27	-----	
	2016-2017				2,198,481.38	-----	-----	-----	2,198,481.38	-----	
	No Year				4,561,011.09	-----	-----	1,607,693.90	-----	2,953,317.19	
	Subtotal		485	2728	000	1,941,434,101.66	865,409,000.00	700,948,113.53	26,474,496.65	2,079,420,491.48	
<b>Trust Fund Accounts</b>											
National Service Trust, Corporation for National and Community Service Fund Resources:											
Undisbursed Funds	No Year		485	8267	000	145,848,221.43	386,503,948.13	-62,487,270.12	116,802,015.12	-----	353,062,884.32
Unrealized Discount on Investments						-759,396.24	-----	-13,447,719.10	-----	-----	-14,207,115.34
Investments in US Treasury Securities						1,011,629,413.88	-----	75,934,989.22	-----	-----	1,087,564,403.10
	Subtotal		485	8267	000	1,156,718,239.07	386,503,948.13	-----	116,802,015.12	-----	1,426,420,172.08
Gifts and Contributions, Corporation for National and Community Service Fund Resources:											
Undisbursed Funds	No Year		485	8981	000	431,463.31	21,453.32	-----	1,828.67	-----	451,087.96
<b>Deductions for Offsetting Receipts</b>											
Proprietary Receipts from the Public											
						-----	-208,758,826.27	-----	-208,758,826.27	-----	-----
Intrabudgetary Receipts Deducted by Agency											
						-----	-178,938,481.52	-----	-178,938,481.52	-----	-----
Total, Offsetting Receipts											
						- 0 -	-387,697,307.79	-----	-387,697,307.79	-----	- 0 -
Total, Corporation for National and Community Service											
						3,373,736,682.08	1,149,464,093.66	7,000,000.00	868,011,307.22	28,649,420.08	3,633,540,048.44
<b>Corporation for Public Broadcasting</b>											
<b>General Fund Accounts</b>											
Public Broadcasting Fund, Corporation for Public Broadcasting, Treasury Fund Resources:											
Undisbursed Funds	2022		020	0151	000	-----	485,000,000.00	-----	485,000,000.00	-----	-----
<b>Corporation for Travel Promotion</b>											
<b>Special Fund Accounts</b>											
Travel Promotion Fund, Corporation for Travel Promotion Fund Resources:											
Undisbursed Funds	No Year		580	5585	000	<sup>5</sup> 41,661,996.00	317,851,990.00	-----	306,995,712.00	-----	52,518,274.00
<b>Council of the Inspectors General on Integrity and Efficiency</b>											
<b>General Fund Accounts</b>											
Pandemic Response Accountability Committee, Council of the Inspectors General on Integrity and Efficiency Fund Resources:											
Undisbursed Funds	2021-2025		542	1654	000	35,941,171.20	-----	-----	9,841,343.65	-----	26,099,827.55
	No Year					67,097,479.49	-----	-----	18,954,391.86	-----	48,143,087.63

Footnotes at End of Chapter

## Appropriations, Outlays, and Balances - Continued

Appropriation or Fund Account  Title	Account Symbol				Balances, Beginning of Fiscal Year	Appropriations and Other Obligational Authority <sup>1</sup>	Transfers Borrowings and Investment (Net) <sup>2</sup>	Outlays (Net)	Balances Withdrawn and Other Transactions <sup>3</sup>	Balances, End of Fiscal Year
	Period of Availability	ATA	AID	MAIN						
<b>Intragovernmental Funds</b>	Subtotal		542	1654	000	103,038,650.69	-----	28,795,735.51	-----	74,242,915.18
Inspectors General Council Fund, Council of the Inspectors General on Integrity and Efficiency Fund Resources:										
Undisbursed Funds	No Year		542	4592	000	21,824,190.82	850,000.00	-726,344.57	-----	23,400,535.39
Total, Council of the Inspectors General on Integrity and Efficiency						124,862,841.51	850,000.00	28,069,390.94	-----	97,643,450.57
<b>Court Services and Offender Supervision Agency for the District of Columbia</b>										
<b>General Fund Accounts</b>										
Salaries and Expenses, Federal Payment to the Court Services and Offender Supervision Agency for the District of Columbia Fund Resources:										
Undisbursed Funds	2022-2024		511	1734	000	-----	22,051,000.00	-----	-----	22,051,000.00
	2021-2023					459,000.00	-----	-----	-----	459,000.00
	2022					-----	264,375,000.00	195,925,208.11	-----	68,449,791.89
	2020-2022					4,816,000.00	-----	-----	-----	4,816,000.00
	2021					55,003,950.08	-----	32,194,806.20	-----	22,809,143.88
	2019-2021					13,223,000.00	-----	-----	-----	13,223,000.00
	2020					21,193,532.27	-----	2,983,533.22	-----	18,209,999.05
	2019-2020					1,580,463.62	-----	1,410,675.72	-----	169,787.90
	2019					15,929,397.57	-----	35,598.49	-----	15,893,799.08
	2018-2019					-39,729.91	-----	-----	-----	<sup>4</sup> -39,729.91
	2018					12,290,503.69	-----	806,714.51	-----	11,483,789.18
	2017-2018					117,977.83	-----	-----	-----	117,977.83
	2016-2018					633,343.08	-----	7,506.41	-----	625,836.67
	2017					10,897,036.31	-----	46,111.24	10,850,925.07	-----
	2015-2017					539,568.74	-----	-----	539,568.74	-----
Total, Court Services and Offender Supervision Agency for the District of Columbia						136,644,043.28	286,426,000.00	233,410,153.90	11,390,493.81	178,269,395.57
<b>Defense Nuclear Facilities Safety Board</b>										
<b>Consolidated Working Funds</b>										
Salaries and Expenses, Defense Nuclear Facilities Safety Board Fund Resources:										
Undisbursed Funds	2022-2023		347	3900	000	-----	36,000,000.00	23,610,821.10	-----	12,389,178.90
	2021-2022					12,849,642.04	-----	11,947,838.75	-----	901,803.29
	2020-2021					1,898,757.11	-----	1,516,197.88	-----	382,559.23
	2019-2020					595,900.80	-----	172,262.46	-----	423,638.34
	2018-2019					391,048.33	-----	-----	-----	391,048.33
	2017-2018					252,524.24	-----	9,547.80	-----	242,976.44
	2016-2017					62,922.14	-----	-----	62,922.14	-----

Footnotes at End of Chapter

Appropriations, Outlays, and Balances - Continued

Appropriation or Fund Account  Title	Account Symbol				Balances, Beginning of Fiscal Year	Appropriations and Other Obligational Authority <sup>1</sup>	Transfers Borrowings and Investment (Net) <sup>2</sup>	Outlays (Net)	Balances Withdrawn and Other Transactions <sup>3</sup>	Balances, End of Fiscal Year	
	Period of Availability	ATA	AID	MAIN							SUB
	No Year				2,139,487.82	-----	-----	-----	-----	2,139,487.82	
	Subtotal		347	3900	000	18,190,282.48	36,000,000.00	-----	37,256,667.99	62,922.14	16,870,692.35
<b>Deductions for Offsetting Receipts</b>											
Proprietary Receipts from the Public					-----	-45.00	-----	-45.00	-----	-----	
Total, Defense Nuclear Facilities Safety Board					18,190,282.48	35,999,955.00	-----	37,256,622.99	62,922.14	16,870,692.35	
<b>Delta Regional Authority</b>											
<b>General Fund Accounts</b>											
Salaries and Expenses, Delta Regional Authority											
Fund Resources:											
Undisbursed Funds	No Year		517	0750	000	77,673,327.81	180,100,000.00	-----	18,243,126.30	-----	239,530,201.51
Agriculture	No Year	012	517	0750	000	64,569.29	-----	-----	-----	64,569.29	
Total, Delta Regional Authority						77,737,897.10	180,100,000.00	-----	18,243,126.30	-----	239,594,770.80
<b>Denali Commission</b>											
<b>General Fund Accounts</b>											
Expenses, Denali Commission											
Fund Resources:											
Undisbursed Funds	No Year		513	1200	000	53,909,329.51	90,100,000.00	-----	-237,362.61	-----	144,246,692.12
<b>Special Fund Accounts</b>											
Gifts and Donations, Denali Commission											
Fund Resources:											
Undisbursed Funds	No Year		513	5605	000	101,181.00	-----	-----	-----	101,181.00	
<b>Trust Fund Accounts</b>											
Denali Commission Trust Fund											
Fund Resources:											
Undisbursed Funds	No Year		513	8056	000	11,618,485.72	3,128,101.29	-----	2,824,155.79	-----	11,922,431.22
Total, Denali Commission						65,628,996.23	93,228,101.29	-----	2,586,793.18	-----	156,270,304.34
<b>District of Columbia</b>											
<b>District of Columbia Courts</b>											
<b>General Fund Accounts</b>											
Federal Payment to the District of Columbia Judicial Survivors and Annuity Fund, Treasury											
Fund Resources:											
Undisbursed Funds	No Year		020	1713	000	-----	19,422,000.00	-----	19,422,000.00	-----	-----
Salaries and Expenses, Federal Payment to the District of Columbia Courts											
Fund Resources:											
Undisbursed Funds	2022-2023		349	1712	000	-----	25,953,000.00	-----	64,899.18	-----	25,888,100.82
	2022					-----	231,638,000.00	-250,000.00	203,905,859.90	-----	27,482,140.10
	2021-2022					29,621,556.34	-----	-----	5,650,525.76	-----	23,971,030.58
	2021					30,945,350.84	-----	250,000.00	25,778,351.47	-----	5,416,999.37

Footnotes at End of Chapter

## Appropriations, Outlays, and Balances - Continued

Appropriation or Fund Account  Title	Account Symbol				Balances, Beginning of Fiscal Year	Appropriations and Other Obligational Authority <sup>1</sup>	Transfers Borrowings and Investment (Net) <sup>2</sup>	Outlays (Net)	Balances Withdrawn and Other Transactions <sup>3</sup>	Balances, End of Fiscal Year	
	Period of Availability	ATA	AID	MAIN							SUB
	2020-2021				26,323,775.72	-----	-----	10,019,523.68	-----	16,304,252.04	
	2020				5,922,914.93	-----	-----	705,423.88	-----	5,217,491.05	
	2019-2020				22,684,950.88	-----	-----	17,681,933.62	-----	5,003,017.26	
	2019				3,775,109.53	-----	-----	49,367.32	-----	3,725,742.21	
	2018-2019				15,915,906.53	-----	-----	9,908,284.89	-----	6,007,621.64	
	2018				3,439,714.75	-----	-----	160,661.91	-----	3,279,052.84	
	2017-2018				9,843,676.52	-----	-----	7,607,489.59	-----	2,236,186.93	
	2017				765,681.28	-----	-----	1,860.44	763,820.84	-----	
	2016-2017				377,272.17	-----	-----	11,307.74	365,964.43	-----	
	No Year				1,529,756.02	-----	-----	373.33	-----	1,529,382.69	
Funds Held Outside the Treasury	2022				-----	-----	250,000.00	-----	-----	250,000.00	
	2021				250,000.00	-----	-250,000.00	-----	-----	-----	
	Subtotal		349	1712	000	151,395,665.51	257,591,000.00	-----	281,545,862.71	1,129,785.27	126,311,017.53
Payments, Federal Payment for Defender Services in District of Columbia Courts Fund Resources:											
Undisbursed Funds	No Year		349	1736	000	68,821,039.93	46,005,000.00	-----	33,999,814.04	-----	80,826,225.89
<b>Special Fund Accounts</b>											
District of Columbia Crime Victims Compensation Fund, District of Columbia Courts Fund Resources:											
Undisbursed Funds	No Year		349	5676	000	2,158,748.15	5,970,198.38	-----	6,777,661.32	-----	1,351,285.21
Funds Held Outside the Treasury						250,000.00	-----	-----	-----	-----	250,000.00
	Subtotal		349	5676	000	2,408,748.15	5,970,198.38	-----	6,777,661.32	-----	1,601,285.21
<b>Trust Fund Accounts</b>											
District of Columbia Judicial Retirement and Survivor's Annuity Fund, Treasury Fund Resources:											
Undisbursed Funds	No Year		020	8212	000	103,589.26	24,007,413.38	-7,155,400.37	16,827,254.64	-----	128,347.63
Unrealized Discount on Investments						-2,251,388.92	-----	-1,206,936.06	-----	-----	-3,458,324.98
Investments in US Treasury Securities						187,075,227.88	-----	8,362,336.43	-----	-----	195,437,564.31
	Subtotal		020	8212	000	184,927,428.22	24,007,413.38	-----	16,827,254.64	-----	192,107,586.96
<b>Deductions for Offsetting Receipts</b>											
Proprietary Receipts from the Public						-----	-224.00	-----	-224.00	-----	-----
Intrabudgetary Receipts Deducted by Agency						-----	-19,422,000.00	-----	-19,422,000.00	-----	-----
Total, Offsetting Receipts						- 0 -	-19,422,224.00	-----	-19,422,224.00	-----	- 0 -
Total, District of Columbia Courts						407,552,881.81	333,573,387.76	-----	339,150,368.71	1,129,785.27	400,846,115.59
<b>District of Columbia General and Special Payments</b>											
<b>General Fund Accounts</b>											

Footnotes at End of Chapter

Appropriations, Outlays, and Balances - Continued

Appropriation or Fund Account  Title	Account Symbol				Balances, Beginning of Fiscal Year	Appropriations and Other Obligational Authority <sup>1</sup>	Transfers Borrowings and Investment (Net) <sup>2</sup>	Outlays (Net)	Balances Withdrawn and Other Transactions <sup>3</sup>	Balances, End of Fiscal Year
	Period of Availability	ATA	AID	MAIN						
Federal Payment for the District of Columbia National Guard, Treasury Fund Resources: Undisbursed Funds	No Year		020	1701	000	----- 600,000.00	----- -----	600,000.00	----- -----	----- -----
Federal Payment to the Federal District of Columbia Pension Fund, Treasury Fund Resources: Undisbursed Funds	No Year		020	1714	000	----- 539,512,000.00	----- -----	539,512,000.00	----- -----	----- -----
Federal Payment for Resident Tuition Support, Treasury Fund Resources: Undisbursed Funds	No Year		020	1736	000	----- 40,000,000.00	----- -----	40,000,000.00	----- -----	----- -----
Federal Payment for Emergency Planning and Security Costs in the District of Columbia, Treasury Fund Resources: Undisbursed Funds	No Year		020	1771	000	----- 25,000,000.00	----- -----	25,000,000.00	----- -----	----- -----
Federal Payment to the District of Columbia Water and Sewer Authority, Treasury Fund Resources: Undisbursed Funds	No Year		020	1796	000	----- 8,000,000.00	----- -----	8,000,000.00	----- -----	----- -----
Federal Payment for School Improvement, Treasury Fund Resources: Undisbursed Funds	No Year		020	1817	000	----- 52,500,000.00	----- -----	52,500,000.00	----- -----	----- -----
Federal Payment to the Criminal Justice Coordinating Council, Treasury Fund Resources: Undisbursed Funds	No Year		020	1818	000	----- 2,150,000.00	----- -----	2,150,000.00	----- -----	----- -----
Federal Payment for Judicial Commissions, Treasury Fund Resources: Undisbursed Funds	2022-2023		020	1822	000	----- 618,000.00	----- -----	618,000.00	----- -----	----- -----
Federal Payment for Testing and Treatment of HIV/AIDS, Treasury Fund Resources: Undisbursed Funds	2022		020	1824	000	----- 4,000,000.00	----- -----	4,000,000.00	----- -----	----- -----
<b>Special Fund Accounts</b>										
District of Columbia Federal Pension Fund, Treasury Fund Resources: Undisbursed Funds	No Year		020	5511	000	397,175.85	609,724,773.27	-56,021,075.64	553,702,436.49	----- 398,436.99
Unrealized Discount on Investments						-21,137,575.25	-----	-43,466,129.29	-----	----- -64,603,704.54
Investments in US Treasury Securities						3,860,511,335.64	-----	99,487,204.93	-----	----- 3,959,998,540.57
					Subtotal	3,839,770,936.24	609,724,773.27	-----	553,702,436.49	----- 3,895,793,273.02
<b>Deductions for Offsetting Receipts</b>										
Proprietary Receipts from the Public						-----	-6,199.24	-----	-6,199.24	----- -----
Intrabudgetary Receipts Deducted by Agency						-----	-609,724,773.27	-----	-609,724,773.27	----- -----
Total, Offsetting Receipts						- 0 -	-609,730,972.51	-----	-609,730,972.51	----- - 0 -

Footnotes at End of Chapter



## Appropriations, Outlays, and Balances - Continued

Appropriation or Fund Account  Title	Account Symbol				Balances, Beginning of Fiscal Year	Appropriations and Other Obligational Authority <sup>1</sup>	Transfers Borrowings and Investment (Net) <sup>2</sup>	Outlays (Net)	Balances Withdrawn and Other Transactions <sup>3</sup>	Balances, End of Fiscal Year	
	Period of Availability	ATA	AID	MAIN							SUB
Total, District of Columbia General and Special Payments					3,839,770,936.24	672,373,800.76	-----	616,351,463.98	-----	3,895,793,273.02	
Total, District of Columbia					4,247,323,818.05	1,005,947,188.52	-----	955,501,832.69	1,129,785.27	4,296,639,388.61	
<b>Election Assistance Commission</b>											
<b>General Fund Accounts</b>											
Salaries and Expenses, Election Assistance Commission Fund Resources:											
Undisbursed Funds	2022		525	1650	000	-----	20,000,000.00	-----	11,817,943.42	-----	8,182,056.58
	2021					7,318,959.52	-----	-----	5,245,266.21	-----	2,073,693.31
	2020-2021					1,802,424.12	-----	-----	1,721,396.55	-----	81,027.57
	2020					798,194.78	-----	-----	405,834.37	-----	392,360.41
	2019					327,091.36	-----	-----	3,795.68	-----	323,295.68
	2018					538,754.31	-----	-----	3,302.60	-----	535,451.71
	2017					348,544.11	-----	-----	577.00	347,967.11	-----
	Subtotal		525	1650	000	11,133,968.20	20,000,000.00	-----	19,198,115.83	347,967.11	11,587,885.26
Election Reform Programs, Election Assistance Commission Fund Resources:											
Undisbursed Funds	2022		525	1651	000	-----	75,000,000.00	-----	69,074,944.00	-----	5,925,056.00
	2020					40,243,898.69	-----	-----	-20,278,905.60	-----	60,522,804.29
	No Year					2,225,695.44	-----	-----	-----	-----	2,225,695.44
	Subtotal		525	1651	000	42,469,594.13	75,000,000.00	-----	48,796,038.40	-----	68,673,555.73
Election Data Collections Grants, Election Assistance Commission Fund Resources:											
Undisbursed Funds	No Year		525	1652	000	1,557,794.38	-----	-----	-----	-----	1,557,794.38
Total, Election Assistance Commission						55,161,356.71	95,000,000.00	-----	67,994,154.23	347,967.11	81,819,235.37
<b>Equal Employment Opportunity Commission</b>											
<b>General Fund Accounts</b>											
Salaries and Expenses, Equal Employment Opportunity Commission Fund Resources:											
Undisbursed Funds	2022		045	0100	000	-----	420,000,000.00	-----	355,899,646.44	-----	64,100,353.56
	2021					77,421,310.00	-----	-----	60,674,032.49	-----	16,747,277.51
	2020					8,162,123.55	-----	-----	2,324,434.93	-----	5,837,688.62
	2019					5,101,391.08	-----	-----	579,835.60	-----	4,521,555.48
	2018					4,931,732.93	-----	-----	437,818.84	-----	4,493,914.09
	2017					3,190,195.13	-----	-----	1,296,816.92	1,893,378.21	-----
	No Year					78,812.94	-----	2,000,000.00	180,302.66	-----	1,898,510.28
	Subtotal		045	0100	000	98,885,565.63	420,000,000.00	2,000,000.00	421,392,887.88	1,893,378.21	97,599,299.54
<b>Public Enterprise Funds</b>											
EEOC Education, Technical Assistance and Training Revolving Fund,											

Footnotes at End of Chapter

Appropriations, Outlays, and Balances - Continued

Appropriation or Fund Account  Title	Account Symbol				Balances, Beginning of Fiscal Year	Appropriations and Other Obligational Authority <sup>1</sup>	Transfers Borrowings and Investment (Net) <sup>2</sup>	Outlays (Net)	Balances Withdrawn and Other Transactions <sup>3</sup>	Balances, End of Fiscal Year
	Period of Availability	ATA	AID	MAIN SUB						
Equal Employment Opportunity Commission Fund Resources: Undisbursed Funds	No Year		045	4019 000	4,134,529.07	-----	-----	1,502,954.33	-----	2,631,574.74
<b>Deductions for Offsetting Receipts</b>										
Proprietary Receipts from the Public					-----	-42,933.51	-----	-42,933.51	-----	-----
Intrabudgetary Receipts Deducted by Agency					-----	-8,190.61	-----	-8,190.61	-----	-----
Total, Offsetting Receipts					- 0 -	-51,124.12	-----	-51,124.12	-----	- 0 -
Total, Equal Employment Opportunity Commission					103,020,094.70	419,948,875.88	2,000,000.00	422,844,718.09	1,893,378.21	100,230,874.28
<b>Export-Import Bank of the United States</b>										
<b>General Fund Accounts</b>										
Administration Expenses, Export-Import Bank of the United States Fund Resources: Undisbursed Funds	2022-2025		083	0100 000	-----	5,000,000.00	-----	-----	-----	5,000,000.00
	2022-2023				-----	8,000,000.00	-----	-----	-----	8,000,000.00
	2022				-----	369,948,844.25	-----	344,649,409.43	-----	25,299,434.82
	2021-2022				7,413,751.93	-----	1,500,000.00	8,913,751.93	-----	-----
	2021				32,166,487.37	-----	-1,500,000.00	26,384,118.63	-----	4,282,368.74
	2020-2021				5,030.30	-----	-----	-----	-----	5,030.30
	2020				3,417,342.00	-----	-----	608,341.74	-----	2,809,000.26
	2019-2020				188,701.68	-----	-----	-----	-----	188,701.68
	2017-2020				1,873,448.05	-----	-----	-----	-----	1,873,448.05
	2019				5,002,181.58	-----	-----	1,378,310.75	-----	3,623,870.83
	2018				3,192,990.06	-----	-----	-328,120.98	-----	3,521,111.04
	2017				3,046,381.57	-----	-----	-24,722.40	3,071,103.97	-----
	2014-2017				10,000,000.00	-----	-----	-----	-----	<sup>6</sup> 10,000,000.00
	2013-2016				29,106,476.28	-----	-----	-----	-----	<sup>7</sup> 29,106,476.28
	2012-2015				5,161,363.44	-----	-----	-----	-----	<sup>8</sup> 5,161,363.44
	2011-2014				727,343.91	-----	-----	-----	-----	<sup>9</sup> 727,343.91
	2010-2013				3,551,006.53	-----	-----	-----	-----	<sup>10</sup> 3,551,006.53
	2009-2012				10,145,317.28	-----	-----	-----	-----	<sup>11</sup> 10,145,317.28
	2008-2011				6,289,476.57	-----	-----	-----	-----	<sup>11</sup> 6,289,476.57
	2007-2010				4,895,241.54	-----	-----	-----	-----	<sup>12</sup> 4,895,241.54
	2006-2009				38,199,145.02	-----	-----	-----	-----	<sup>13</sup> 38,199,145.02
	2005-2008				5,556,029.56	-----	-----	-----	-----	<sup>14</sup> 5,556,029.56
	No Year				187,512,501.35	-----	-----	5,334,997.16	-----	182,177,504.19
	Subtotal		083	0100 000	357,450,216.02	382,948,844.25	-----	386,916,086.26	3,071,103.97	350,411,870.04
Inspector General, Export-Import Bank of the United States Fund Resources: Undisbursed Funds	2022-2023		083	0105 000	-----	975,000.00	-----	-----	-----	975,000.00
	2022				-----	5,525,000.00	-----	3,743,116.60	-----	1,781,883.40

Footnotes at End of Chapter

## Appropriations, Outlays, and Balances - Continued

Appropriation or Fund Account  Title	Account Symbol				Balances, Beginning of Fiscal Year	Appropriations and Other Obligational Authority <sup>1</sup>	Transfers Borrowings and Investment (Net) <sup>2</sup>	Outlays (Net)	Balances Withdrawn and Other Transactions <sup>3</sup>	Balances, End of Fiscal Year					
	Period of Availability	ATA	AID	MAIN							SUB				
	2021-2022				975,000.00	-----	-----	975,000.00	-----	-----					
	2021				2,301,825.37	-----	-----	860,220.80	-----	1,441,604.57					
	2020				1,442,918.03	-----	-----	30,204.12	-----	1,412,713.91					
	2019				820,950.57	-----	-----	-----	-----	820,950.57					
	2018-2019				15,660.00	-----	-----	-----	-----	15,660.00					
	2018				3,375,135.05	-----	-----	-----	-----	3,375,135.05					
	2017-2018				220,199.65	-----	-----	-----	-----	220,199.65					
	2016-2017				65,709.11	-----	-----	-----	65,709.11	-----					
	Subtotal		083	0105	9,217,397.78	6,500,000.00	-----	5,608,541.52	65,709.11	10,043,147.15					
<b>Deductions for Offsetting Receipts</b>															
Proprietary Receipts from the Public						-----	-456.00	-----	-224,676,692.00	-----					
Total, Export-Import Bank of the United States						366,667,613.80	389,448,388.25	-----	167,847,935.78	3,136,813.08					
<b>Farm Credit Administration</b>															
<b>Public Enterprise Funds</b>															
Revolving Fund for Administrative Expenses, Farm Credit Administration Fund Resources:															
Undisbursed Funds						No Year	352	4131	000	896,792.57	-----	-3,248,056.45	-6,862,732.63	-----	4,511,468.75
Unrealized Discount on Investments										-----	-----	-75,785.53	-----	-75,785.53	
Investments in US Treasury Securities										38,616,055.15	-----	3,323,841.98	-----	41,939,897.13	
Subtotal							352	4131	000	39,512,847.72	-----	-----	-6,862,732.63	-----	46,375,580.35
<b>Deductions for Offsetting Receipts</b>															
Proprietary Receipts from the Public										-----	-0.01	-----	-0.01	-----	-----
Total, Farm Credit Administration										39,512,847.72	-0.01	-----	-6,862,732.64	-----	46,375,580.35
<b>Farm Credit System Insurance Corporation</b>															
<b>Public Enterprise Funds</b>															
Farm Credit Insurance Fund, Capital Corporation Investment Fund, Farm Credit Administration Fund Resources:															
Undisbursed Funds						No Year	352	4136	000	200,000.00	-----	-553,020,105.54	-553,020,105.54	-----	200,000.00
Unrealized Discount on Investments										-2,082,978.91	-----	-66,985,369.55	-----	-69,068,348.46	
Investments in US Treasury Securities										5,365,342,698.75	-----	620,005,475.09	-----	5,985,348,173.84	
Total, Farm Credit System Insurance Corporation										5,363,459,719.84	-----	-----	-553,020,105.54	-----	5,916,479,825.38
<b>Federal Communications Commission</b>															
<b>General Fund Accounts</b>															
Salaries and Expenses, Federal Communications Commission Fund Resources:															
Undisbursed Funds						2021		027	0100	000	-----	-----	6,188.33	-----	-6,188.33
						2020					-6,865.75	-----	-6,865.75	-----	-----

Footnotes at End of Chapter

Appropriations, Outlays, and Balances - Continued

Appropriation or Fund Account  Title	Account Symbol				Balances, Beginning of Fiscal Year	Appropriations and Other Obligational Authority <sup>1</sup>	Transfers Borrowings and Investment (Net) <sup>2</sup>	Outlays (Net)	Balances Withdrawn and Other Transactions <sup>3</sup>	Balances, End of Fiscal Year
	Period of Availability	ATA	AID	MAIN						
	No Year				579,456,142.26	-----	-----	85,265,402.56	<sup>15</sup> 4,994,832.45	489,195,907.25
	Subtotal		027	0100	579,449,276.51	-----	-----	85,264,725.14	4,994,832.45	489,189,718.92
Spectrum Auction Program Account, Federal Communications Commission Fund Resources:										
Undisbursed Funds	No Year		027	0300	2,816,454.20	-----	-----	-----	-----	2,816,454.20
Affordable Connectivity Fund, Federal Communications Commission Fund Resources:										
Undisbursed Funds	No Year		027	1911	2,627,338,438.01	14,200,000,000.00	-----	4,077,987,932.67	-----	12,749,350,505.34
Secure and Trusted Communications Networks Reimbursement Program, Federal Communications Commission Fund Resources:										
Undisbursed Funds	No Year		027	1912	1,897,629,462.63	-----	-----	7,058,058.08	-----	1,890,571,404.55
Emergency Connectivity Fund for Educational Connections and Devices, Federal Communications Commission Fund Resources:										
Undisbursed Funds	2021-2030		027	1913	7,167,788,451.68	-----	-----	1,896,103,849.50	-----	5,271,684,602.18
<b>Special Fund Accounts</b>										
Universal Service Fund, Federal Communications Commission Fund Resources:										
Undisbursed Funds	No Year		027	5183	6,404,781,481.78	7,696,153,819.06	-----	7,820,565,632.95	-----	6,280,369,667.89
TV Broadcaster Relocation Fund, Federal Communications Commission Fund Resources:										
Undisbursed Funds	No Year		027	5610	1,098,862,002.92	-----	-----	126,553,912.24	-----	972,308,090.68
Telecommunications Relay Services Fund, Federal Communications Commission Fund Resources:										
Undisbursed Funds	No Year		027	5700	495,348,502.91	1,266,669,324.15	-----	1,222,094,934.34	-----	539,922,892.72
<b>Deductions for Offsetting Receipts</b>										
Proprietary Receipts from the Public					-----	-40,251,363.13	-----	-40,251,363.13	-----	-----
Total, Federal Communications Commission					20,274,014,070.64	23,122,571,780.08	-----	15,195,377,681.79	4,994,832.45	28,196,213,336.48
<b>Federal Deposit Insurance Corporation</b>										
<b>Deposit Insurance</b>										
<b>Intragovernmental Funds</b>										
Deposit Insurance Fund, Federal Deposit Insurance Corporation Fund Resources:										
Undisbursed Funds	No Year		051	4596	2,991,608.88	-----	-9,344,375,875.00	-9,346,698,422.73	<sup>15</sup> 95,965.15	5,218,191.46
Unrealized Discount on Investments					-531,710,937.50	-----	-644,328,125.00	-----	-----	-1,176,039,062.50
Investments in US Treasury Securities					115,527,058,000.00	-----	9,943,704,000.00	-----	-----	125,470,762,000.00
Subtotal			051	4596	114,998,338,671.38	-----	-45,000,000.00	-9,346,698,422.73	95,965.15	124,299,941,128.96

Footnotes at End of Chapter

## Appropriations, Outlays, and Balances - Continued

Appropriation or Fund Account  Title	Account Symbol				Balances, Beginning of Fiscal Year	Appropriations and Other Obligational Authority <sup>1</sup>	Transfers Borrowings and Investment (Net) <sup>2</sup>	Outlays (Net)	Balances Withdrawn and Other Transactions <sup>3</sup>	Balances, End of Fiscal Year
	Period of Availability	ATA	AID	MAIN SUB						
Total, Deposit Insurance					114,998,338,671.38	-----	-45,000,000.00	-9,346,698,422.73	95,965.15	124,299,941,128.96
<b>FSLIC Resolution</b>										
<b>Public Enterprise Funds</b>										
The FSLIC Resolution Fund										
Fund Resources:										
Undisbursed Funds	No Year		051	4065	754.12	-----	-6,578,000.00	-6,577,892.73	-----	646.85
Investments in US Treasury Securities					881,871,000.00	-----	6,578,000.00	-----	-----	888,449,000.00
Subtotal			051	4065	881,871,754.12	-----	-----	-6,577,892.73	-----	888,449,646.85
Operating Account, Federal Deposit Insurance Corporation										
Fund Resources:										
Undisbursed Funds	No Year		051	4067	23,442,118.29	-----	-----	-754,316.44	-----	24,196,434.73
Total, FSLIC Resolution					905,313,872.41	-----	-----	-7,332,209.17	-----	912,646,081.58
<b>FDIC - Office of Inspector General</b>										
<b>Intragovernmental Funds</b>										
Office of Inspector General, Federal Deposit Insurance Corporation										
Fund Resources:										
Undisbursed Funds	2022		051	4595	-----	-----	45,000,000.00	45,000,000.00	-----	-----
Total, Federal Deposit Insurance Corporation					115,903,652,543.79	-----	-----	-9,309,030,631.90	95,965.15	125,212,587,210.54
<b>Federal Drug Control Programs</b>										
<b>General Fund Accounts</b>										
High Intensity Drug Trafficking Areas Program, Funds Appropriated to the President										
Fund Resources:										
Undisbursed Funds	2022-2023		011	1070	-----	275,176,458.00	-----	30,632,214.27	-----	244,544,243.73
	2021-2022				234,922,896.90	-----	-1,033,701.00	146,509,735.02	-----	87,379,460.88
	2020-2021				78,219,385.56	-----	-----	65,977,316.18	-----	12,242,069.38
	2019-2020				8,393,973.85	-----	-----	7,477,585.20	-----	916,388.65
	2018-2019				448,105.65	-----	-----	128,402.29	-----	319,703.36
	2017-2018				443,235.08	-----	-----	-----	-----	443,235.08
	2016-2017				189,942.62	-----	428,334.51	-----	618,277.13	-----
Subtotal			011	1070	322,617,539.66	275,176,458.00	-605,366.49	250,725,252.96	618,277.13	345,845,101.08
Other Federal Drug Control Programs, Executive Office of the President										
Fund Resources:										
Undisbursed Funds	No Year		011	1460	71,862,507.87	133,617,000.00	-----	155,481,314.06	-----	49,998,193.81
Counterdrug Technology Assessment Center, Office of National Drug Control Policy, Executive Office of the President										
Fund Resources:										
Undisbursed Funds	No Year		011	1461	482,677.24	-----	-----	-----	-----	482,677.24
Total, Federal Drug Control Programs					394,962,724.77	408,793,458.00	-605,366.49	406,206,567.02	618,277.13	396,325,972.13

Footnotes at End of Chapter

Appropriations, Outlays, and Balances - Continued

Appropriation or Fund Account  Title	Account Symbol				Balances, Beginning of Fiscal Year	Appropriations and Other Obligational Authority <sup>1</sup>	Transfers Borrowings and Investment (Net) <sup>2</sup>	Outlays (Net)	Balances Withdrawn and Other Transactions <sup>3</sup>	Balances, End of Fiscal Year	
	Period of Availability	ATA	AID	MAIN							SUB
<b>Federal Election Commission</b>											
<b>General Fund Accounts</b>											
Salaries and Expenses, Federal Election Commission											
Fund Resources:											
Undisbursed Funds	2022		360	1600	000	-----	74,500,000.00	-----	61,311,598.21	-----	13,188,401.79
	2021					10,938,206.46	-----	-----	9,101,531.02	-----	1,836,675.44
	2020-2021					160,000.00	-----	-----	160,000.00	-----	-----
	2020					1,493,695.00	-----	-----	306,564.06	-----	1,187,130.94
	2019					4,979,567.15	-----	-----	443,950.00	-----	4,535,617.15
	2018					1,711,887.40	-----	-----	35,555.37	-----	1,676,332.03
	2017-2018					1,424,044.81	-----	-----	-----	-----	1,424,044.81
	2017					1,095,170.93	-----	-----	-7,493.03	1,102,663.96	-----
	2016-2017					152,866.10	-----	-----	-----	152,866.10	-----
	Subtotal		360	1600	000	21,955,437.85	74,500,000.00	-----	71,351,705.63	1,255,530.06	23,848,202.16
<b>Deductions for Offsetting Receipts</b>											
Proprietary Receipts from the Public						-----	-112,328.29	-----	-112,328.29	-----	-----
Total, Federal Election Commission						21,955,437.85	74,387,671.71	-----	71,239,377.34	1,255,530.06	23,848,202.16
<b>Federal Financial Institutions Examination Council</b>											
<b>Federal Financial Institutions Examination Council Appraisal Subcommittee</b>											
<b>Special Fund Accounts</b>											
Registry Fees, Appraisal Subcommittee											
Fund Resources:											
Undisbursed Funds	No Year		362	5026	000	<sup>16</sup> 13,456,825.36	11,966,009.21	-----	5,842,513.00	-----	19,580,321.57
<b>Deductions for Offsetting Receipts</b>											
Proprietary Receipts from the Public						-----	-184.66	-----	-184.66	-----	-----
Total, Federal Financial Institutions Examination Council Appraisal Subcommittee						13,456,825.36	11,965,824.55	-----	5,842,328.34	-----	19,580,321.57
Total, Federal Financial Institutions Examination Council						13,456,825.36	11,965,824.55	-----	5,842,328.34	-----	19,580,321.57
<b>Federal Housing Finance Agency</b>											
<b>Special Fund Accounts</b>											
Administrative Expenses, Federal Housing Finance Agency											
Fund Resources:											
Undisbursed Funds	No Year		537	5532	000	2,990,117.12	318,738,933.99	16,127,385.77	333,625,652.23	-----	4,230,784.65
Investments in US Treasury Securities						130,025,506.23	-----	-16,127,385.77	-----	-----	113,898,120.46
Subtotal			537	5532	000	133,015,623.35	318,738,933.99	-----	333,625,652.23	-----	118,128,905.11

Footnotes at End of Chapter

**Appropriations, Outlays, and Balances - Continued**

Appropriation or Fund Account  Title	Account Symbol				Balances, Beginning of Fiscal Year	Appropriations and Other Obligational Authority <sup>1</sup>	Transfers Borrowings and Investment (Net) <sup>2</sup>	Outlays (Net)	Balances Withdrawn and Other Transactions <sup>3</sup>	Balances, End of Fiscal Year	
	Period of Availability	ATA	AID	MAIN							SUB
Office of Inspector General, Federal Housing Finance Agency Fund Resources: Undisbursed Funds	No Year		537	5564	000	12,633,754.03	-----	-----	926,866.53	-----	11,706,887.50
<b>Deductions for Offsetting Receipts</b>											
Intrabudgetary Receipts Deducted by Agency						-----	-1,253,870.32	-----	-1,253,870.32	-----	-----
Total, Federal Housing Finance Agency						145,649,377.38	317,485,063.67	-----	333,298,648.44	-----	129,835,792.61
<b>Federal Labor Relations Authority</b>											
<b>General Fund Accounts</b>											
Salaries and Expenses, Federal Labor Relations Authority Fund Resources: Undisbursed Funds	2022		054	0100	000	-----	27,398,000.00	-----	24,044,486.06	-----	3,353,513.94
	2021					3,102,070.94	-----	-----	2,924,333.10	-----	177,737.84
	2020-2021					59,477.00	-----	-----	59,355.30	-----	121.70
	2020					716,329.32	-----	-----	58,007.34	-----	658,321.98
	2019					886,284.88	-----	-----	-----	-----	886,284.88
	2018					190,207.32	-----	-----	1,554.09	-----	188,653.23
	2017					362,967.42	-----	-----	-----	362,967.42	-----
	2016-2017					465.25	-----	-----	-----	465.25	-----
Total, Federal Labor Relations Authority						5,317,802.13	27,398,000.00	-----	27,087,735.89	363,432.67	5,264,633.57
<b>Federal Maritime Commission</b>											
<b>General Fund Accounts</b>											
Salaries and Expenses, Federal Maritime Commission Fund Resources: Undisbursed Funds	2022		065	0100	000	-----	32,869,000.00	-----	26,262,994.57	-----	6,606,005.43
	2021					4,237,158.14	-----	-----	3,020,534.88	-----	1,216,623.26
	2020					1,359,145.44	-----	-----	5,731.17	-----	1,353,414.27
	2019					1,205,355.22	-----	-----	138,366.33	-----	1,066,988.89
	2018					1,120,987.88	-----	-----	2,558.52	-----	1,118,429.36
	2017					484,859.78	-----	-----	690.25	484,169.53	-----
	Subtotal		065	0100	000	8,407,506.46	32,869,000.00	-----	29,430,875.72	484,169.53	11,361,461.21
<b>Deductions for Offsetting Receipts</b>											
Proprietary Receipts from the Public						-----	-253,714.90	-----	-253,714.90	-----	-----
Total, Federal Maritime Commission						8,407,506.46	32,615,285.10	-----	29,177,160.82	484,169.53	11,361,461.21
<b>Federal Mediation and Conciliation Service</b>											
<b>General Fund Accounts</b>											
Salaries and Expenses, Federal Mediation and Conciliation Service Fund Resources: Undisbursed Funds	2022		093	0100	000	-----	50,058,000.00	-----	41,093,566.12	-----	8,964,433.88

Footnotes at End of Chapter

Appropriations, Outlays, and Balances - Continued

Appropriation or Fund Account  Title	Account Symbol				Balances, Beginning of Fiscal Year	Appropriations and Other Obligational Authority <sup>1</sup>	Transfers Borrowings and Investment (Net) <sup>2</sup>	Outlays (Net)	Balances Withdrawn and Other Transactions <sup>3</sup>	Balances, End of Fiscal Year	
	Period of Availability	ATA	AID	MAIN							SUB
	2021				6,825,292.42	-----	-----	4,458,549.07	-----	2,366,743.35	
	2020				395,722.15	-----	-----	206,270.68	-----	189,451.47	
	2019				1,059,488.52	-----	-----	8,478.40	-----	1,051,010.12	
	2018-2019				113,319.35	-----	-----	1,177.03	-----	112,142.32	
	2018				404,912.85	-----	-----	-----	-----	404,912.85	
	2017-2018				220,460.88	-----	-----	-----	-----	220,460.88	
	2017				1,266,559.51	-----	-----	6,198.00	1,260,361.51	-----	
	2016-2017				143,812.71	-----	-----	-----	143,812.71	-----	
	No Year				3,543,038.75	-----	-----	-279,494.32	-----	3,822,533.07	
Total, Federal Mediation and Conciliation Service					13,972,607.14	50,058,000.00	-----	45,494,744.98	1,404,174.22	17,131,687.94	
<b>Federal Mine Safety and Health Review Commission</b>											
<b>General Fund Accounts</b>											
Salaries and Expenses, Federal Mine Safety and Health Review Commission											
Fund Resources:											
Undisbursed Funds	2022		368	2800	000	-----	17,539,000.00	-----	13,346,580.39	-----	4,192,419.61
	2021					3,348,087.23	-----	-----	1,868,849.72	-----	1,479,237.51
	2020					1,852,909.90	-----	-----	155,017.10	-----	1,697,892.80
	2019					1,515,948.41	-----	-----	278,432.09	-----	1,237,516.32
	2018					1,262,350.28	-----	-----	-----	-----	1,262,350.28
	2017					1,030,186.09	-----	-----	4,150.00	1,026,036.09	-----
	Subtotal		368	2800	000	9,009,481.91	17,539,000.00	-----	15,653,029.30	1,026,036.09	9,869,416.52
<b>Deductions for Offsetting Receipts</b>											
Proprietary Receipts from the Public						-----	-620.00	-----	-620.00	-----	-----
Total, Federal Mine Safety and Health Review Commission						9,009,481.91	17,538,380.00	-----	15,652,409.30	1,026,036.09	9,869,416.52
<b>Federal Trade Commission</b>											
<b>General Fund Accounts</b>											
Salaries and Expenses, Federal Trade Commission											
Fund Resources:											
Undisbursed Funds	2021-2026		029	0100	000	27,000,406.50	-----	-----	7,793,913.16	-----	19,206,493.34
	No Year					205,678,006.56	224,227,827.21	1,900,000.00	138,971,148.77	-----	292,834,685.00
	Subtotal		029	0100	000	232,678,413.06	224,227,827.21	1,900,000.00	146,765,061.93	-----	312,041,178.34
<b>Deductions for Offsetting Receipts</b>											
Proprietary Receipts from the Public						-----	-14,376,372.38	-----	-14,376,372.38	-----	-----
Total, Federal Trade Commission						232,678,413.06	209,851,454.83	1,900,000.00	132,388,689.55	-----	312,041,178.34
<b>Gulf Coast Ecosystem Restoration Council</b>											

Footnotes at End of Chapter



## Appropriations, Outlays, and Balances - Continued

Appropriation or Fund Account	Account Symbol					Balances, Beginning of Fiscal Year	Appropriations and Other Obligational Authority <sup>1</sup>	Transfers Borrowings and Investment (Net) <sup>2</sup>	Outlays (Net)	Balances Withdrawn and Other Transactions <sup>3</sup>	Balances, End of Fiscal Year
Title	Period of Availability	ATA	AID	MAIN	SUB						
<b>General Fund Accounts</b>											
Gulf Coast Ecosystem Restoration Council Fund Resources:											
Undisbursed Funds	No Year		471	1770	000	234,171,849.31	-----	-----	-34,720,908.02	-----	268,892,757.33
<b>Harry S Truman Scholarship Foundation</b>											
<b>General Fund Accounts</b>											
Salaries and Expenses, Harry S. Truman Scholarship Foundation Fund Resources:											
Undisbursed Funds	No Year		372	0950	000	-----	2,500,000.00	-----	2,500,000.00	-----	-----
<b>Trust Fund Accounts</b>											
Harry S. Truman Memorial Scholarship Trust Fund, Harry S Truman Scholarship Foundation Fund Resources:											
Undisbursed Funds	No Year		372	8296	000	32,860,800.84	2,878,542.22	12,695,142.23	2,384,947.56	-----	46,049,537.73
Unrealized Discount on Investments						-105,795.27	-----	21,270.88	-----	-----	-84,524.39
Investments in US Treasury Securities						20,335,512.62	-----	-12,716,413.11	-----	-----	7,619,099.51
Subtotal			372	8296	000	53,090,518.19	2,878,542.22	-----	2,384,947.56	-----	53,584,112.85
<b>Deductions for Offsetting Receipts</b>											
Proprietary Receipts from the Public						-----	-20,021.25	-----	-20,021.25	-----	-----
Intrabudgetary Receipts Deducted by Agency						-----	-2,500,000.00	-----	-2,500,000.00	-----	-----
Total, Offsetting Receipts						- 0 -	-2,520,021.25	-----	-2,520,021.25	-----	- 0 -
Total, Harry S Truman Scholarship Foundation						53,090,518.19	2,858,520.97	-----	2,364,926.31	-----	53,584,112.85
<b>Institute of American Indian and Alaska Native Culture and Arts Development</b>											
<b>General Fund Accounts</b>											
Payment to the Institute, Institute of American Indian and Alaska Native Culture and Arts Development Fund Resources:											
Undisbursed Funds	2022-2023		373	2900	000	-----	11,741,000.00	-----	11,741,000.00	-----	-----
<b>Institute of Museum and Library Services</b>											
<b>General Fund Accounts</b>											
Office of Museum and Library Services: Grants and Administration, Institute of Museum and Library Services Fund Resources:											
Undisbursed Funds	2022		474	0301	000	-----	268,000,000.00	-----	25,465,007.73	-----	242,534,992.27
	2021					223,204,017.41	-----	-----	145,147,807.00	-----	78,056,210.41
	2020-2021					18,199,363.85	-----	-----	11,816,851.25	-----	6,382,512.60
	2020					73,781,443.59	-----	-----	40,494,072.97	-----	33,287,370.62
	2019					32,940,317.13	-----	-----	13,657,631.85	-----	19,282,685.28
	2018					14,493,278.85	-----	-----	7,257,529.31	-----	7,235,749.54
	2017					4,941,737.60	-----	-----	2,661,209.22	2,280,528.38	-----

Footnotes at End of Chapter

Appropriations, Outlays, and Balances - Continued

Appropriation or Fund Account  Title	Account Symbol				Balances, Beginning of Fiscal Year	Appropriations and Other Obligational Authority <sup>1</sup>	Transfers Borrowings and Investment (Net) <sup>2</sup>	Outlays (Net)	Balances Withdrawn and Other Transactions <sup>3</sup>	Balances, End of Fiscal Year
	Period of Availability	ATA	AID	MAIN						
	No Year				181,892,892.90	-----	-----	110,466,856.89	-----	71,426,036.01
	Subtotal		474	0301	000	549,453,051.33	268,000,000.00	356,966,966.22	2,280,528.38	458,205,556.73
<b>Trust Fund Accounts</b>										
Gifts and Donations, Institute of Museum and Library Services Fund Resources:										
Undisbursed Funds	No Year		474	8080	000	178,844.41	697.00	100,000.00	-----	79,541.41
<b>Deductions for Offsetting Receipts</b>										
Proprietary Receipts from the Public					-----	-2,857.96	-----	-2,857.96	-----	-----
Total, Institute of Museum and Library Services					549,631,895.74	267,997,839.04	-----	357,064,108.26	2,280,528.38	458,285,098.14
<b>Intelligence Community Management Account</b>										
<b>General Fund Accounts</b>										
Expenses, Intelligence Community Management Account Fund Resources:										
Undisbursed Funds	2022		467	0401	000	-----	587,100,000.00	-----	483,323,870.03	103,776,129.97
	2021					200,680,652.21	-----	116,607,297.34	-----	84,073,354.87
	2020					35,567,106.69	-----	2,691,595.85	-----	32,875,510.84
	2019					11,245,055.99	-----	-6,320,418.26	-----	17,565,474.25
	2018					46,069,326.68	-----	561,608.37	-----	45,507,718.31
	2017					27,146,090.51	-----	-1,585,617.45	28,731,707.96	-----
Total, Intelligence Community Management Account						320,708,232.08	587,100,000.00	595,278,335.88	28,731,707.96	283,798,188.24
<b>International Trade Commission</b>										
<b>General Fund Accounts</b>										
Salaries and Expenses, International Trade Commission Fund Resources:										
Undisbursed Funds	No Year		034	0100	000	21,672,219.43	110,000,000.00	108,781,026.05	-----	22,891,193.38
<b>Deductions for Offsetting Receipts</b>										
Proprietary Receipts from the Public					-----	-1,579.50	-----	-1,579.50	-----	-----
Total, International Trade Commission						21,672,219.43	109,998,420.50	108,779,446.55	-----	22,891,193.38
<b>James Madison Memorial Fellowship Foundation</b>										
<b>Trust Fund Accounts</b>										
James Madison Memorial Fellowship Foundation Trust Fund Fund Resources:										
Undisbursed Funds	No Year		381	8282	000	2,985,830.44	2,154,465.88	2,352,537.93	-----	2,787,758.39
Unrealized Discount on Investments						-894,183.00	-----	-----	-----	-894,183.00
Investments in US Treasury Securities						37,341,082.21	-----	-----	-----	37,341,082.21
Subtotal			381	8282	000	39,432,729.65	2,154,465.88	2,352,537.93	-----	39,234,657.60

Footnotes at End of Chapter

## Appropriations, Outlays, and Balances - Continued

Appropriation or Fund Account	Account Symbol					Balances, Beginning of Fiscal Year	Appropriations and Other Obligational Authority <sup>1</sup>	Transfers Borrowings and Investment (Net) <sup>2</sup>	Outlays (Net)	Balances Withdrawn and Other Transactions <sup>3</sup>	Balances, End of Fiscal Year
Title	Period of Availability	ATA	AID	MAIN	SUB						
<b>Deductions for Offsetting Receipts</b>											
Proprietary Receipts from the Public						-----	-1,203.54	-----	-1,203.54	-----	-----
Total, James Madison Memorial Fellowship Foundation						39,432,729.65	2,153,262.34	-----	2,351,334.39	-----	39,234,657.60
<b>Japan-United States Friendship Commission</b>											
<b>Trust Fund Accounts</b>											
Japan-United States Friendship Trust Fund, Japan-United States Friendship Commission Fund Resources:											
Undisbursed Funds	No Year		382	8025	000	869,566.56	1,664,289.50	-----	1,763,724.07	-----	770,131.99
Unrealized Discount on Investments						-92,686.10	-----	-----	-----	-----	-92,686.10
Investments in US Treasury Securities						35,725,735.47	-----	-----	-----	-----	35,725,735.47
Total, Japan-United States Friendship Commission						36,502,615.93	1,664,289.50	-----	1,763,724.07	-----	36,403,181.36
<b>Legal Services Corporation</b>											
<b>General Fund Accounts</b>											
Payment to the Legal Services Corporation, Legal Services Corporation, Treasury Fund Resources:											
Undisbursed Funds	2022		020	0501	000	-----	529,000,000.00	-----	529,000,000.00	-----	-----
<b>Marine Mammal Commission</b>											
<b>General Fund Accounts</b>											
Salaries and Expenses, Marine Mammal Commission Fund Resources:											
Undisbursed Funds	2022		387	2200	000	-----	4,200,000.00	-----	3,085,622.61	-----	1,114,377.39
	2021					958,574.19	-----	-----	743,073.20	-----	215,500.99
	2020					200,030.77	-----	-----	46,813.99	-----	153,216.78
	2019					45,179.14	-----	-----	3,000.00	-----	42,179.14
	2018					232,089.71	-----	-----	-----	-----	232,089.71
	2017					116,774.52	-----	-----	12,404.00	104,370.52	-----
Total, Marine Mammal Commission						1,552,648.33	4,200,000.00	-----	3,890,913.80	104,370.52	1,757,364.01
<b>Merit Systems Protection Board</b>											
<b>General Fund Accounts</b>											
Salaries and Expenses, Merit Systems Protection Board Fund Resources:											
Undisbursed Funds	2022-2023		389	0100	000	-----	45,825,000.00	-----	35,467,932.35	-----	10,357,067.65
	2021-2022					11,195,147.82	-----	-----	9,805,473.12	-----	1,389,674.70
	2020-2021					1,655,009.39	-----	-----	83,812.50	-----	1,571,196.89
	2019-2020					657,800.01	-----	-----	9,521.80	-----	648,278.21
	2018-2019					1,221,339.58	-----	-----	67,894.48	-----	1,153,445.10
	2018					218.65	-----	-----	-----	-----	218.65

Footnotes at End of Chapter

Appropriations, Outlays, and Balances - Continued

Appropriation or Fund Account  Title	Account Symbol				Balances, Beginning of Fiscal Year	Appropriations and Other Obligational Authority <sup>1</sup>	Transfers Borrowings and Investment (Net) <sup>2</sup>	Outlays (Net)	Balances Withdrawn and Other Transactions <sup>3</sup>	Balances, End of Fiscal Year
	Period of Availability	ATA	AID	MAIN						
	2017-2018				564,933.75	-----	-----	-----	-----	564,933.75
	2016-2017				866,252.60	-----	-----	-----	866,252.60	-----
Total, Merit Systems Protection Board					16,160,701.80	45,825,000.00	-----	45,434,634.25	866,252.60	15,684,814.95
<b>Military Compensation and Retirement Modernization Commission</b>										
<b>General Fund Accounts</b>										
Military Compensation and Retirement Modernization Commission Fund Resources:										
Undisbursed Funds	No Year		479	2994	000	1,327,076.56	-----	-----	-----	1,327,076.56
<b>Morris K. Udall and Stewart L. Udall Foundation</b>										
<b>General Fund Accounts</b>										
Federal Payment to Morris K. Udall Scholarship and Excellence in National Environmental Policy Foundation Fund Resources:										
Undisbursed Funds	No Year		487	0900	000	-----	1,800,000.00	38,360.00	1,800,000.00	38,360.00
Environmental Dispute Resolution Fund, Morris K. Udall and Stewart L. Udall Foundation Fund Resources:										
Undisbursed Funds	No Year		487	0925	000	7,769,233.88	3,296,000.00	-1,786,937.50	2,664,570.79	6,613,725.59
Unrealized Discount on Investments						-687.50	-----	-13,062.50	-----	-13,750.00
Investments in US Treasury Securities						2,200,000.00	-----	1,800,000.00	-----	4,000,000.00
Subtotal			487	0925	000	9,968,546.38	3,296,000.00	-----	2,664,570.79	10,599,975.59
<b>Trust Fund Accounts</b>										
Morris K. Udall and Stewart L. Udall Trust Fund, Morris K. Udall and Stewart L. Udall Foundation Fund Resources:										
Undisbursed Funds	No Year		487	8615	000	22,903,308.29	3,317,598.24	-19,906,250.00	2,998,587.74	3,316,068.79
Unrealized Discount on Investments						-15,907.32	-----	-93,750.00	-----	-109,657.32
Investments in US Treasury Securities						31,477,955.55	-----	20,000,000.00	-----	51,477,955.55
Subtotal			487	8615	000	54,365,356.52	3,317,598.24	-----	2,998,587.74	54,684,367.02
<b>Deductions for Offsetting Receipts</b>										
Proprietary Receipts from the Public						-----	-1,800,600.00	-----	-1,800,600.00	-----
Total, Morris K. Udall and Stewart L. Udall Foundation						64,333,902.90	6,612,998.24	38,360.00	5,662,558.53	65,322,702.61
<b>National Archives and Records Administration</b>										
<b>General Fund Accounts</b>										
Operating Expenses, National Archives and Records Administration Fund Resources:										
Undisbursed Funds	2022		088	0300	000	-----	357,310,000.00	-----	315,678,729.44	41,631,270.56
	2021					57,899,893.80	-----	-----	50,828,099.79	7,071,794.01
	2020-2021					1,190,498.97	-----	-----	1,180,115.76	10,383.21
	2020					4,268,001.98	-----	-----	1,059,482.54	3,208,519.44

Footnotes at End of Chapter

## Appropriations, Outlays, and Balances - Continued

Appropriation or Fund Account  Title	Account Symbol				Balances, Beginning of Fiscal Year	Appropriations and Other Obligational Authority <sup>1</sup>	Transfers Borrowings and Investment (Net) <sup>2</sup>	Outlays (Net)	Balances Withdrawn and Other Transactions <sup>3</sup>	Balances, End of Fiscal Year		
	Period of Availability	ATA	AID	MAIN							SUB	
	2019				3,795,591.47	-----	-----	595,563.51	-----	3,200,027.96		
	2018				3,504,970.25	-----	-----	292.22	-----	3,504,678.03		
	2017-2018				208,183.63	-----	-----	-----	-----	208,183.63		
	2017				3,647,152.66	-----	-----	69,123.58	3,578,029.08	-----		
	No Year				43,146,434.22	31,000,000.00	-----	13,905,052.98	-----	60,241,381.24		
	Subtotal		088	0300	000	117,660,726.98	388,310,000.00	-----	383,316,459.82	3,578,029.08	119,076,238.08	
National Historical Publications and Records Commission, National Archives and Records Administration Fund Resources:												
Undisbursed Funds	2022		088	0301	000	-----	5,265,000.00	-----	-----	5,265,000.00		
	No Year					12,441,030.60	7,000,000.00	-----	5,970,178.03	-----	13,470,852.57	
	Subtotal		088	0301	000	12,441,030.60	12,265,000.00	-----	5,970,178.03	-----	18,735,852.57	
Repairs and Restoration, National Archives and Records Administration Fund Resources:												
Undisbursed Funds	No Year		088	0302	000	12,746,048.50	71,000,000.00	-----	9,773,405.09	-----	73,972,643.41	
Office of Inspector General, National Archives and Records Administration Fund Resources:												
Undisbursed Funds	2022		088	0305	000	-----	4,968,000.00	-----	4,314,301.55	-----	653,698.45	
	2021					633,125.95	-----	-----	495,922.00	-----	137,203.95	
	2020					91,601.20	-----	-----	18,161.09	-----	73,440.11	
	2019					523,748.27	-----	-----	-----	-----	523,748.27	
	2018					537,417.61	-----	-----	-----	-----	537,417.61	
	2017					603,824.05	-----	-----	-----	603,824.05	-----	
	Subtotal		088	0305	000	2,389,717.08	4,968,000.00	-----	4,828,384.64	603,824.05	1,925,508.39	
<b>Intragovernmental Funds</b>												
Records Center Revolving Fund, National Archives and Records Administration Fund Resources:												
Undisbursed Funds	2021-2022		088	4578	000	19,512,026.09	-----	-----	11,291,315.26	-----	8,220,710.83	
	No Year					39,884,329.32	-----	5,590,794.00	-----	-13,415,650.39	-----	58,890,773.71
	Subtotal		088	4578	000	59,396,355.41	-----	5,590,794.00	-----	-2,124,335.13	-----	67,111,484.54
<b>Trust Fund Accounts</b>												
National Archives Gift Fund, National Archives and Records Administration Fund Resources:												
Undisbursed Funds	No Year		088	8127	000	100,000.00	4,080,152.22	-1,480,956.66	2,599,118.06	<sup>15</sup> 77.75	99,999.75	
Investments in US Treasury Securities						6,128,320.66	-----	1,480,956.66	-----	-----	7,609,277.32	
	Subtotal		088	8127	000	6,228,320.66	4,080,152.22	-----	2,599,118.06	77.75	7,709,277.07	
National Archives Trust Fund, National Archives and Records												

Footnotes at End of Chapter

Appropriations, Outlays, and Balances - Continued

Appropriation or Fund Account  Title	Account Symbol				Balances, Beginning of Fiscal Year	Appropriations and Other Obligational Authority <sup>1</sup>	Transfers Borrowings and Investment (Net) <sup>2</sup>	Outlays (Net)	Balances Withdrawn and Other Transactions <sup>3</sup>	Balances, End of Fiscal Year	
	Period of Availability	ATA	AID	MAIN							SUB
Administration Fund Resources:											
Undisbursed Funds	No Year		088	8436	000	523,684.03	-----	-1,544,899.27	-1,552,013.33	-----	530,798.09
Investments in US Treasury Securities						3,548,270.56	-----	1,544,899.27	-----	-----	5,093,169.83
Funds Held Outside the Treasury						36,290.00	-----	-----	-----	-----	36,290.00
Subtotal			088	8436	000	4,108,244.59	-----	-----	-1,552,013.33	-----	5,660,257.92
<b>Deductions for Offsetting Receipts</b>											
Proprietary Receipts from the Public						-----	-4,029,432.32	-----	-4,029,432.32	-----	-----
Total, National Archives and Records Administration						214,970,443.82	476,593,719.90	5,590,794.00	398,781,764.86	4,181,930.88	294,191,261.98
<b>National Capital Planning Commission</b>											
<b>General Fund Accounts</b>											
Salaries and Expenses, National Capital Planning Commission Fund Resources:											
Undisbursed Funds	2022		394	2500	000	-----	8,750,000.00	-----	7,508,043.70	-----	1,241,956.30
	2021					612,326.76	-----	-----	552,871.01	-----	59,455.75
	2020					354,001.67	-----	-----	97,452.69	-----	256,548.98
	2019					325,242.25	-----	-----	91,045.42	-----	234,196.83
	2018					190,174.08	-----	-----	-----	-----	190,174.08
	2017					167,151.74	-----	-----	-----	167,151.74	-----
	No Year					9,476.51	-----	-----	-----	-----	9,476.51
Total, National Capital Planning Commission						1,658,373.01	8,750,000.00	-----	8,249,412.82	167,151.74	1,991,808.45
<b>National Council on Disability</b>											
<b>General Fund Accounts</b>											
Salaries and Expenses, National Council on Disability Fund Resources:											
Undisbursed Funds	2022		413	3500	000	-----	3,500,000.00	-----	2,970,589.40	-----	529,410.60
	2021					627,864.14	-----	-----	544,609.50	-----	83,254.64
	2020					212,479.87	-----	-----	78,565.63	-----	133,914.24
	2019					37,043.44	-----	-----	-----	-----	37,043.44
	2018					16,944.69	-----	-----	-----	-----	16,944.69
	2017					93,397.23	-----	-----	-----	93,397.23	-----
	No Year					135.53	-----	-----	-----	-----	135.53
Total, National Council on Disability						987,864.90	3,500,000.00	-----	3,593,764.53	93,397.23	800,703.14
<b>National Credit Union Administration</b>											
<b>Public Enterprise Funds</b>											
Operating Fund, National Credit Union Administration Fund Resources:											
Undisbursed Funds	No Year		025	4056	000	39,675,223.42	-----	-12,062,000.00	5,764,807.66	-----	21,848,415.76
Investments in US Treasury Securities						120,536,000.00	-----	12,062,000.00	-----	-----	132,598,000.00

Footnotes at End of Chapter

## Appropriations, Outlays, and Balances - Continued

Appropriation or Fund Account  Title	Account Symbol				Balances, Beginning of Fiscal Year	Appropriations and Other Obligational Authority <sup>1</sup>	Transfers Borrowings and Investment (Net) <sup>2</sup>	Outlays (Net)	Balances Withdrawn and Other Transactions <sup>3</sup>	Balances, End of Fiscal Year	
	Period of Availability	ATA	AID	MAIN							SUB
	Subtotal		025	4056	000	160,211,223.42	-----	-----	5,764,807.66	-----	154,446,415.76
National Credit Union Share Insurance Fund, National Credit Union Administration											
Fund Resources:											
Undisbursed Funds	No Year		025	4468	000	64,220,433.71	-----	-2,045,185,160.80	-2,010,378,701.50	-----	29,413,974.41
Unrealized Discount on Investments						-38,093,750.00	-----	-139,398,437.50	-----	-----	-177,492,187.50
Investments in US Treasury Securities						18,527,595,723.16	-----	2,184,583,598.30	-----	-----	20,712,179,321.46
	Subtotal		025	4468	000	18,553,722,406.87	-----	-----	-2,010,378,701.50	-----	20,564,101,108.37
Central Liquidity Facility, National Credit Union Administration											
Fund Resources:											
Undisbursed Funds	No Year		025	4470	000	1,000,000.00	-----	-89,254,196.52	-89,254,196.52	-----	1,000,000.00
Unrealized Discount on Investments						-2,629,641.18	-----	-395,185.38	-----	-----	-3,024,826.56
Investments in US Treasury Securities						1,148,144,943.21	-----	89,649,381.90	-----	-----	1,237,794,325.11
	Subtotal		025	4470	000	1,146,515,302.03	-----	-----	-89,254,196.52	-----	1,235,769,498.55
Community Development Revolving Loan Fund, National Credit Union Administration											
Fund Resources:											
Undisbursed Funds	2022-2023		025	4472	000	-----	1,545,000.00	-----	-----	-----	1,545,000.00
	2021-2022					1,500,000.00	-----	-----	284,309.74	-----	1,215,690.26
	2020-2021					263,734.81	-----	-----	111,995.62	-----	151,739.19
	2019-2020					820,606.28	-----	-----	420,048.24	-----	400,558.04
	2018-2019					315,612.93	-----	-----	18,885.33	-----	296,727.60
	2017-2018					470,787.56	-----	-----	-----	-----	470,787.56
	2016-2017					111,224.21	-----	-----	-----	111,224.21	-----
	No Year					2,000,733.32	-----	-1,517,000.00	-520,060.13	-----	1,003,793.45
Investments in US Treasury Securities						7,632,000.00	-----	1,517,000.00	-----	-----	9,149,000.00
	Subtotal		025	4472	000	13,114,699.11	1,545,000.00	-----	315,178.80	111,224.21	14,233,296.10
<b>Deductions for Offsetting Receipts</b>											
Proprietary Receipts from the Public						-----	-0.51	-----	-0.51	-----	-----
Total, National Credit Union Administration						19,873,563,631.43	1,544,999.49	-----	-2,093,552,912.07	111,224.21	21,968,550,318.78
<b>National Endowment for the Arts</b>											
<b>General Fund Accounts</b>											
Grants and Administration, National Endowment for the Arts											
Fund Resources:											
Undisbursed Funds	2020-2021		417	0100	000	12,071,920.77	-----	-----	10,105,813.25	-----	1,966,107.52
	No Year					321,358,356.37	180,000,000.00	-----	223,061,676.79	-----	278,296,679.58
	Subtotal		417	0100	000	333,430,277.14	180,000,000.00	-----	233,167,490.04	-----	280,262,787.10
Arts and Artifacts Indemnity Fund, National Endowment for the Arts											
Fund Resources:											
Undisbursed Funds	No Year		417	0101	000	280,484.00	-----	-----	-----	-----	280,484.00

Footnotes at End of Chapter

Appropriations, Outlays, and Balances - Continued

Appropriation or Fund Account  Title	Account Symbol				Balances, Beginning of Fiscal Year	Appropriations and Other Obligational Authority <sup>1</sup>	Transfers Borrowings and Investment (Net) <sup>2</sup>	Outlays (Net)	Balances Withdrawn and Other Transactions <sup>3</sup>	Balances, End of Fiscal Year	
	Period of Availability	ATA	AID	MAIN							SUB
<b>Trust Fund Accounts</b>											
Gifts and Donations, National Endowment for the Arts Fund Resources:											
Undisbursed Funds	No Year		417	8040	000	3,442,647.59	1,789,206.75	-----	22,700.01	-----	5,209,154.33
<b>Deductions for Offsetting Receipts</b>											
Proprietary Receipts from the Public						-----	-1,789,206.75	-----	-1,789,206.75	-----	-----
Intrabudgetary Receipts Deducted by Agency						-----	-5.13	-----	-5.13	-----	-----
Total, Offsetting Receipts						- 0 -	-1,789,211.88	-----	-1,789,211.88	-----	- 0 -
Total, National Endowment for the Arts						337,153,408.73	179,999,994.87	-----	231,400,978.17	-----	285,752,425.43
<b>National Endowment for the Humanities</b>											
<b>General Fund Accounts</b>											
Grants and Administration, National Endowment for the Humanities, National Foundation on the Arts and Humanities Fund Resources:											
Undisbursed Funds	2020-2021		418	0200	000	9,969,036.12	-----	-----	4,686,279.88	-----	5,282,756.24
	No Year					353,270,912.31	180,000,000.00	-----	210,361,550.95	-----	322,909,361.36
	Subtotal		418	0200	000	363,239,948.43	180,000,000.00	-----	215,047,830.83	-----	328,192,117.60
<b>Trust Fund Accounts</b>											
Gifts and Donations, National Endowment for the Humanities Fund Resources:											
Undisbursed Funds	No Year		418	8050	000	889,247.48	335,506.68	-----	522,037.37	-----	702,716.79
<b>Deductions for Offsetting Receipts</b>											
Proprietary Receipts from the Public						-----	-357,071.74	-----	-357,071.74	-----	-----
Total, National Endowment for the Humanities						364,129,195.91	179,978,434.94	-----	215,212,796.46	-----	328,894,834.39
<b>National Labor Relations Board</b>											
<b>General Fund Accounts</b>											
Salaries and Expenses, National Labor Relations Board Fund Resources:											
Undisbursed Funds	2022		420	0100	000	-----	274,224,000.00	-----	248,338,220.10	-----	25,885,779.90
	2021					37,421,005.13	-----	-----	30,482,612.67	-----	6,938,392.46
	2020					5,922,580.07	-----	-----	2,083,098.29	-----	3,839,481.78
	2019					6,542,915.02	-----	-----	144,771.44	-----	6,398,143.58
	2018					3,704,985.85	-----	-----	3,504.59	-----	3,701,481.26
	2017					1,319,000.80	-----	-----	-19,321.77	1,338,322.57	-----
	Subtotal		420	0100	000	54,910,486.87	274,224,000.00	-----	281,032,885.32	1,338,322.57	46,763,278.98
<b>Deductions for Offsetting Receipts</b>											
Proprietary Receipts from the Public						-----	-519,162.40	-----	-519,162.40	-----	-----

Footnotes at End of Chapter



**Appropriations, Outlays, and Balances - Continued**

Appropriation or Fund Account  Title	Account Symbol				Balances, Beginning of Fiscal Year	Appropriations and Other Obligational Authority <sup>1</sup>	Transfers Borrowings and Investment (Net) <sup>2</sup>	Outlays (Net)	Balances Withdrawn and Other Transactions <sup>3</sup>	Balances, End of Fiscal Year	
	Period of Availability	ATA	AID	MAIN							SUB
Total, National Labor Relations Board					54,910,486.87	273,704,837.60	-----	280,513,722.92	1,338,322.57	46,763,278.98	
<b>National Mediation Board</b> <b>General Fund Accounts</b>											
Salaries and Expenses, National Mediation Board Fund Resources:											
Undisbursed Funds	2022		421	2400	000	-----	14,729,000.00	-----	10,242,211.47	-----	4,486,788.53
	2021					3,807,795.59	-----	-----	2,964,254.58	-----	843,541.01
	2020					1,373,353.10	-----	-----	170,255.91	-----	1,203,097.19
	2019					1,372,694.43	-----	-----	51,984.00	-----	1,320,710.43
	2018					2,746,870.45	-----	-----	-----	-----	2,746,870.45
	2017					1,701,604.31	-----	-----	-----	1,701,604.31	-----
Total, National Mediation Board						11,002,317.88	14,729,000.00	-----	13,428,705.96	1,701,604.31	10,601,007.61
<b>National Railroad Passenger Corporation Office of Inspector General</b> <b>General Fund Accounts</b>											
Salaries and Expenses, Office of Inspector General, National Railroad Passenger Corporation Fund Resources:											
Undisbursed Funds	2022		575	2996	000	-----	26,248,000.00	-----	21,517,937.25	-----	4,730,062.75
	2021					4,507,810.20	-----	-----	3,679,484.90	-----	828,325.30
	2020					1,919,173.31	-----	-----	4,512.58	-----	1,914,660.73
	2019					562,992.29	-----	-----	-----	-----	562,992.29
	2018					872,736.69	-----	-----	-----	-----	872,736.69
	2017					2,198,369.72	-----	-----	-----	2,198,369.72	-----
	No Year					-----	495,000.00	-----	-----	-----	495,000.00
Total, National Railroad Passenger Corporation Office of Inspector General						10,061,082.21	26,743,000.00	-----	25,201,934.73	2,198,369.72	9,403,777.76
<b>National Transportation Safety Board</b> <b>General Fund Accounts</b>											
Salaries and Expenses, National Transportation Safety Board Fund Resources:											
Undisbursed Funds	2022		424	0310	000	-----	121,400,000.00	-----	104,655,597.77	-----	16,744,402.23
	2021					21,877,487.03	-----	-----	15,402,717.17	-----	6,474,769.86
	2020					3,075,105.58	-----	-----	958,255.57	-----	2,116,850.01
	2019					3,005,723.93	-----	-----	335,935.52	-----	2,669,788.41
	2018					3,385,421.56	-----	-----	141,876.25	-----	3,243,545.31
	2017					1,650,861.16	-----	-----	213,478.96	1,437,382.20	-----
	No Year					10,423,337.01	-----	-----	-271,567.48	-----	10,694,904.49
	Subtotal		424	0310	000	43,417,936.27	121,400,000.00	-----	121,436,293.76	1,437,382.20	41,944,260.31

Footnotes at End of Chapter

Appropriations, Outlays, and Balances - Continued

Appropriation or Fund Account  Title	Account Symbol				Balances, Beginning of Fiscal Year	Appropriations and Other Obligational Authority <sup>1</sup>	Transfers Borrowings and Investment (Net) <sup>2</sup>	Outlays (Net)	Balances Withdrawn and Other Transactions <sup>3</sup>	Balances, End of Fiscal Year	
	Period of Availability	ATA	AID	MAIN							SUB
Emergency Fund, National Transportation Safety Board Fund Resources: Undisbursed Funds	No Year		424	0311	000	1,997,884.00	-----	-----	-----	1,997,884.00	
<b>Deductions for Offsetting Receipts</b>											
Proprietary Receipts from the Public						-----	-16.55	-----	-16.55	-----	
Total, National Transportation Safety Board						45,415,820.27	121,399,983.45	-----	121,436,277.21	1,437,382.20	43,942,144.31
<b>Neighborhood Reinvestment Corporation</b>											
<b>General Fund Accounts</b>											
Payment to Neighborhood Reinvestment Corporation, Neighborhood Reinvestment Corporation Fund Resources: Undisbursed Funds	2022-2025 2022		428	1350	000	-----	3,000,000.00	-----	3,000,000.00	-----	
						-----	163,000,000.00	-----	163,000,000.00	-----	
Total, Neighborhood Reinvestment Corporation						-----	166,000,000.00	-----	166,000,000.00	-----	
<b>Northern Border Regional Commission</b>											
<b>General Fund Accounts</b>											
Northern Border Regional Commission Fund Resources: Undisbursed Funds	2022-2025 No Year		573	3742	000	-----	10,000,000.00	-----	-----	10,000,000.00	
						85,349,200.87	185,000,000.00	-----	16,878,991.57	-----	253,470,209.30
Total, Northern Border Regional Commission						85,349,200.87	195,000,000.00	-----	16,878,991.57	-----	263,470,209.30
<b>Nuclear Regulatory Commission</b>											
<b>General Fund Accounts</b>											
Salaries and Expenses, Nuclear Regulatory Commission Fund Resources: Undisbursed Funds	2022-2023		031	0200	000	-----	3,763,894.00	-----	149,835.98	-----	3,614,058.02
	2021-2022					5,753,588.35	-----	-300,000.00	5,382,424.23	-----	71,164.12
	2020-2021					44,971.17	-----	-----	24,649.99	-----	20,321.18
	2019-2020					19,194.49	-----	-----	-----	-----	19,194.49
	2018-2019					24,861.98	-----	-----	-----	-----	24,861.98
	2017-2018					34,389.03	-----	-----	-----	-----	34,389.03
	2016-2017					32,246.71	-----	-----	-----	32,246.71	-----
	No Year					363,423,007.92	872,137,106.00	300,000.00	862,020,130.97	-----	373,839,982.95
	Subtotal		031	0200	000	369,332,259.65	875,901,000.00	-----	867,577,041.17	32,246.71	377,623,971.77
Office of Inspector General, Nuclear Regulatory Commission Fund Resources: Undisbursed Funds	2022-2023		031	0300	000	-----	13,799,000.00	-----	11,210,501.15	-----	2,588,498.85
	2021-2022					2,639,900.97	-----	-----	1,627,015.31	-----	1,012,885.66
	2020-2021					1,596,562.93	-----	-----	879,343.27	-----	717,219.66
	2019-2020					257,306.45	-----	-----	258.50	-----	257,047.95

Footnotes at End of Chapter

## Appropriations, Outlays, and Balances - Continued

Appropriation or Fund Account  Title	Account Symbol				Balances, Beginning of Fiscal Year	Appropriations and Other Obligational Authority <sup>1</sup>	Transfers Borrowings and Investment (Net) <sup>2</sup>	Outlays (Net)	Balances Withdrawn and Other Transactions <sup>3</sup>	Balances, End of Fiscal Year
	Period of Availability	ATA	AID	MAIN						
	2018-2019				446,629.71	-----	-----	-49,070.70	-----	495,700.41
	2017-2018				593,898.78	-----	-----	-----	-----	593,898.78
	2016-2017				869,423.56	-----	-----	-----	869,423.56	-----
	No Year				1,062,498.53	-----	-----	107,723.15	-----	954,775.38
	Subtotal		031	0300	7,466,220.93	13,799,000.00	-----	13,775,770.68	869,423.56	6,620,026.69
<b>Special Fund Accounts</b>										
Nuclear Facilities Fees Fund, Nuclear Regulatory Commission										
Fund Resources:										
Undisbursed Funds	No Year		031	5280	-----	-6,382.22	-----	-6,382.22	-----	-----
<b>Deductions for Offsetting Receipts</b>										
Proprietary Receipts from the Public										
					-----	41,946.11	-----	41,946.11	-----	-----
Offsetting Governmental Receipts										
					-----	-739,074,261.37	-----	-739,074,261.37	-----	-----
Total, Offsetting Receipts										
					- 0 -	-739,032,315.26	-----	-739,032,315.26	-----	- 0 -
Total, Nuclear Regulatory Commission										
					376,798,480.58	150,661,302.52	-----	142,314,114.37	901,670.27	384,243,998.46
<b>Nuclear Waste Technical Review Board</b>										
<b>General Fund Accounts</b>										
Salaries and Expenses, Nuclear Waste Technical Review Board										
Fund Resources:										
Undisbursed Funds	2022-2023		431	0500	-----	3,800,000.00	-----	2,756,510.85	-----	1,043,489.15
	2021-2022				1,224,821.98	-----	-----	730,751.12	-----	494,070.86
	2020-2021				471,707.55	-----	-----	325,668.22	-----	146,039.33
	2019-2020				91,217.79	-----	-----	7,500.00	-----	83,717.79
	2018-2019				15,664.09	-----	-----	-----	-----	15,664.09
	2017-2018				36,384.22	-----	-----	267.20	-----	36,117.02
	No Year				611,842.39	-----	-----	-----	-----	611,842.39
Total, Nuclear Waste Technical Review Board										
					2,451,638.02	3,800,000.00	-----	3,820,697.39	-----	2,430,940.63
<b>Occupational Safety and Health Review Commission</b>										
<b>General Fund Accounts</b>										
Salaries and Expenses, Occupational Safety and Health Review										
Commission										
Fund Resources:										
Undisbursed Funds	2022		432	2100	-----	13,622,000.00	-----	10,829,190.00	-----	2,792,810.00
	2021				2,391,102.08	-----	-----	2,180,804.38	-----	210,297.70
	2020				559,892.56	-----	-----	183,026.31	-----	376,866.25
	2019				627,852.11	-----	-----	-41.80	-----	627,893.91
	2018				379,099.50	-----	-----	-----	-----	379,099.50
	2017				447,387.58	-----	-----	-----	447,387.58	-----
	Subtotal		432	2100	4,405,333.83	13,622,000.00	-----	13,192,978.89	447,387.58	4,386,967.36

Footnotes at End of Chapter

**Appropriations, Outlays, and Balances - Continued**

Appropriation or Fund Account  Title	Account Symbol				Balances, Beginning of Fiscal Year	Appropriations and Other Obligational Authority <sup>1</sup>	Transfers Borrowings and Investment (Net) <sup>2</sup>	Outlays (Net)	Balances Withdrawn and Other Transactions <sup>3</sup>	Balances, End of Fiscal Year	
	Period of Availability	ATA	AID	MAIN							SUB
<b>Deductions for Offsetting Receipts</b>											
Proprietary Receipts from the Public					-----	-250.00	-----	-250.00	-----	-----	
Total, Occupational Safety and Health Review Commission					4,405,333.83	13,621,750.00	-----	13,192,728.89	447,387.58	4,386,967.36	
<b>Office of Government Ethics</b>											
<b>General Fund Accounts</b>											
Salaries and Expenses, Office of Government Ethics											
Fund Resources:											
Undisbursed Funds	2022		434	1100	000	-----	19,158,000.00	-----	15,586,797.84	-----	3,571,202.16
	2021-2022					-----	-----	57,000.00	-----	-----	57,000.00
	2021					3,766,570.29	-----	-57,000.00	3,608,790.99	-----	100,779.30
	2020					723,665.70	-----	-----	189,129.68	-----	534,536.02
	2019					385,573.88	-----	-----	-----	-----	385,573.88
	2018					183,491.61	-----	-----	-----	-----	183,491.61
	2017					79,029.98	-----	-----	79,029.98	-----	-----
Total, Office of Government Ethics						5,138,331.46	19,158,000.00	-----	19,384,718.51	79,029.98	4,832,582.97
<b>Office of Navajo and Hopi Indian Relocation</b>											
<b>General Fund Accounts</b>											
Salaries and Expenses, Office of Navajo and Hopi Indian Relocation											
Fund Resources:											
Undisbursed Funds	No Year		435	1100	000	21,323,049.33	-----	-----	5,456,149.52	-----	15,866,899.81
<b>Office of Special Counsel</b>											
<b>General Fund Accounts</b>											
Salaries and Expenses, Office of Special Counsel											
Fund Resources:											
Undisbursed Funds	2022		062	0100	000	-----	30,385,000.00	-----	26,909,910.58	-----	3,475,089.42
	2021					3,540,263.00	-----	-----	3,105,274.83	-----	434,988.17
	2020					273,155.07	-----	-----	65,059.37	-----	208,095.70
	2019					290,429.13	-----	-----	36,230.08	-----	254,199.05
	2018					433,929.95	-----	-----	-3,039.49	-----	436,969.44
	2017					290,926.52	-----	-----	4,551.30	286,375.22	-----
	Subtotal		062	0100	000	4,828,703.67	30,385,000.00	-----	30,117,986.67	286,375.22	4,809,341.78
<b>Deductions for Offsetting Receipts</b>											
Proprietary Receipts from the Public						-----	-1.15	-----	-1.15	-----	-----
Total, Office of Special Counsel						4,828,703.67	30,384,998.85	-----	30,117,985.52	286,375.22	4,809,341.78
<b>Other Commissions and Boards</b>											
<b>General Fund Accounts</b>											

Footnotes at End of Chapter

## Appropriations, Outlays, and Balances - Continued

Appropriation or Fund Account	Account Symbol					Balances, Beginning of Fiscal Year	Appropriations and Other Obligational Authority <sup>1</sup>	Transfers Borrowings and Investment (Net) <sup>2</sup>	Outlays (Net)	Balances Withdrawn and Other Transactions <sup>3</sup>	Balances, End of Fiscal Year
Title	Period of Availability	ATA	AID	MAIN	SUB						
National Commission on Military, National, and Public Service Fund Resources: Undisbursed Funds	No Year		236	2978	000	10,379,354.12	-----	-----	-----	-----	10,379,354.12
Salaries and Expenses, Women's Suffrage Centennial Commission Fund Resources: Undisbursed Funds	No Year		237	2979	000	422,854.02	-----	-----	328.29	-----	422,525.73
Salaries and Expenses, Public Buildings Reform Board Fund Resources: Undisbursed Funds	No Year		290	2860	000	3,592,449.32	3,605,000.00	-----	1,675,668.57	-----	5,521,780.75
Salaries and Expenses, Commission for the Preservation of America's Heritage Abroad Fund Resources: Undisbursed Funds	2022		321	3700	000	-----	642,000.00	-----	532,889.06	-----	109,110.94
	2021					82,100.33	-----	-----	31,183.15	-----	50,917.18
	2020					91,824.05	-----	-----	9,908.28	-----	81,915.77
	2019					84,968.36	-----	-----	3,379.50	-----	81,588.86
	2018					9,794.60	-----	-----	2,840.31	-----	6,954.29
	2017					13,806.61	-----	-----	-----	13,806.61	-----
	Subtotal		321	3700	000	282,493.95	642,000.00	-----	580,200.30	13,806.61	330,487.04
Salaries and Expenses, Commission for the Study of International Migration and Cooperative Economic Development Fund Resources: Undisbursed Funds	No Year		322	1400	000	-545.00	-----	-----	-----	-----	<sup>4</sup> -545.00
Salaries and Expenses, Office of Nuclear Waste Negotiator Fund Resources: Undisbursed Funds	No Year		437	0700	000	-6,540.38	-----	-----	-----	-----	<sup>4</sup> -6,540.38
<b>Trust Fund Accounts</b>											
Gifts and Donations, Federal Judicial Center, the Judiciary Fund Resources: Undisbursed Funds	No Year		010	8123	000	132,189.80	750.00	-----	-----	-----	132,939.80
Gifts and Donations, Commission for the Preservation of America's Heritage Abroad Fund Resources: Undisbursed Funds	No Year		321	8268	000	181,819.52	26,000.00	-----	30,817.00	-----	177,002.52
<b>Deductions for Offsetting Receipts</b>											
Proprietary Receipts from the Public						-----	-27,059.13	-----	-27,059.13	-----	-----
Total, Other Commissions and Boards						14,984,075.35	4,246,690.87	-----	2,259,955.03	13,806.61	16,957,004.58
<b>Patient-Centered Outcomes Research Trust Fund</b>											
<b>General Fund Accounts</b>											
Payments to the Patient-Centered Outcomes Research Trust Fund Fund Resources: Undisbursed Funds	2022		579	1299	000	-----	293,500,000.00	-----	293,500,000.00	-----	-----

Footnotes at End of Chapter

Appropriations, Outlays, and Balances - Continued

Appropriation or Fund Account  Title	Account Symbol				Balances, Beginning of Fiscal Year	Appropriations and Other Obligational Authority <sup>1</sup>	Transfers Borrowings and Investment (Net) <sup>2</sup>	Outlays (Net)	Balances Withdrawn and Other Transactions <sup>3</sup>	Balances, End of Fiscal Year
	Period of Availability	ATA	AID	MAIN						
<b>Trust Fund Accounts</b>										
Patient-Centered Outcomes Research Trust Fund Fund Resources:										
Undisbursed Funds	2010-2029		579	8299	000	-----	653,787,503.87	-1,697,351.48	652,090,152.39	-----
Investments in US Treasury Securities						36,177,439.19	-----	1,697,351.48	-----	37,874,790.67
	Subtotal		579	8299	000	36,177,439.19	653,787,503.87	-----	652,090,152.39	-----
<b>Deductions for Offsetting Receipts</b>										
Intrabudgetary Receipts Deducted by Agency						-----	-293,500,000.00	-----	-293,500,000.00	-----
Total, Patient-Centered Outcomes Research Trust Fund						36,177,439.19	653,787,503.87	-----	652,090,152.39	-----
<b>Postal Service</b>										
<b>General Fund Accounts</b>										
Office of Inspector General of the United States Postal Service, Postal Service Fund Resources:										
Undisbursed Funds	2022-2031		018	0100	000	-----	15,000,000.00	-----	-----	15,000,000.00
	2022					-----	262,000,000.00	-----	262,000,000.00	-----
	Subtotal		018	0100	000	- 0 -	277,000,000.00	-----	262,000,000.00	-----
Postal Regulatory Commission, Postal Service Fund Resources:										
Undisbursed Funds	2021-2025		018	0200	000	-----	-----	2,029,000.00	2,029,000.00	-----
	2022					-----	17,510,000.00	-----	17,510,000.00	-----
	Subtotal		018	0200	000	- 0 -	17,510,000.00	2,029,000.00	19,539,000.00	-----
Payment to the Postal Service Fund Fund Resources:										
Undisbursed Funds	2022		018	1001	000	-----	3,052,570,000.00	-----	3,052,570,000.00	-----
<b>Public Enterprise Funds</b>										
Postal Service Fund Fund Resources:										
Undisbursed Funds	2022-2031		018	4020	002	-----	-----	-----	-3,000,000,000.00	-----
	No Year					<sup>17</sup> -169,411,492.39	-283,083,289.50	<sup>18</sup> 2,741,600,000.00	<sup>17</sup> 2,302,330,215.34	<sup>19,20</sup> 84,909,881.95
Unrealized Discount on Investments						-----	-----	-10,904,536.53	-----	-10,904,536.53
Investments in US Treasury Securities						24,655,000,000.00	-----	-3,730,695,463.47	-----	20,924,304,536.53
	Subtotal		018	4020	002	24,485,588,507.61	-283,083,289.50	-1,000,000,000.00	-697,669,784.66	84,909,881.95
Total, Postal Service						24,485,588,507.61	3,063,996,710.50	-997,971,000.00	2,636,439,215.34	84,909,881.95
<b>Presidio Trust</b>										
<b>Public Enterprise Funds</b>										
Expenses, Presidio Trust Fund Resources:										
Undisbursed Funds	No Year		512	4331	000	28,451,072.46	-----	<sup>21</sup> -3,021,000.00	15,208,054.66	-----
Investments in US Treasury Securities						152,696,000.00	-----	39,783,723.00	-----	192,479,723.00

Footnotes at End of Chapter

## Appropriations, Outlays, and Balances - Continued

Appropriation or Fund Account  Title	Account Symbol				Balances, Beginning of Fiscal Year	Appropriations and Other Obligational Authority <sup>1</sup>	Transfers Borrowings and Investment (Net) <sup>2</sup>	Outlays (Net)	Balances Withdrawn and Other Transactions <sup>3</sup>	Balances, End of Fiscal Year	
	Period of Availability	ATA	AID	MAIN							SUB
Authority to Borrow from the Treasury					-----	40,000,000.00	-40,000,000.00	-----	-----	-----	
Total, Presidio Trust					181,147,072.46	40,000,000.00	-3,237,277.00	15,208,054.66	-----	202,701,740.80	
<b>Privacy and Civil Liberties Oversight Board</b>											
<b>General Fund Accounts</b>											
Salaries and Expenses, Privacy and Civil Liberties Oversight Board Fund Resources:											
Undisbursed Funds	2022-2023		535	2724	000	-----	9,800,000.00	-----	6,909,067.21	-----	2,890,932.79
	2021-2022					2,281,982.16	-----	-----	2,155,066.65	-----	126,915.51
	2020-2021					975,573.10	-----	-----	639,203.19	-----	336,369.91
	2019-2020					342,348.81	-----	-----	20,112.68	-----	322,236.13
	2018-2019					488,264.03	-----	-----	-----	-----	488,264.03
	2017-2018					3,895,686.19	-----	-----	-26,264.42	-----	3,921,950.61
	2016-2017					10,157,457.02	-----	-----	958,303.72	9,199,153.30	-----
Total, Privacy and Civil Liberties Oversight Board					18,141,311.31	9,800,000.00	-----	10,655,489.03	9,199,153.30	8,086,668.98	
<b>Railroad Retirement Board</b>											
<b>General Fund Accounts</b>											
Dual Benefits Payments Account, Railroad Retirement Board Fund Resources:											
Undisbursed Funds	2022		060	0111	000	-----	11,000,000.00	-----	9,147,216.53	-----	1,852,783.47
	2021					1,670,627.01	-----	-----	283,658.56	-----	1,386,968.45
	2020					1,668,217.21	-----	-----	-170.16	-----	1,668,387.37
	2019					1,610,165.51	-----	-----	-----	-----	1,610,165.51
	2018					1,758,004.31	-----	-----	-----	-----	1,758,004.31
	2017					1,169,749.63	-----	-----	162,996.89	1,006,752.74	-----
	Subtotal		060	0111	000	7,876,763.67	11,000,000.00	-----	9,593,701.82	1,006,752.74	8,276,309.11
Federal Payments to the Railroad Retirement Accounts, Railroad Retirement Board Fund Resources:											
Undisbursed Funds	2022-2023		060	0113	000	-----	150,000.00	-----	-----	-----	150,000.00
	2021-2022					150,000.00	-----	-----	9,341.35	-----	140,658.65
	2020-2021					139,187.25	-----	-----	-----	-----	139,187.25
	2019-2020					141,135.32	-----	-----	-----	-----	141,135.32
	2018-2019					140,683.40	-----	-----	-----	-----	140,683.40
	2017-2018					143,999.63	-----	-----	-----	-----	143,999.63
	2016-2017					140,049.91	-----	-----	-----	140,049.91	-----
	No Year					-----	940,868,758.82	-----	940,822,750.60	-----	46,008.22
	Subtotal		060	0113	000	855,055.51	941,018,758.82	-----	940,832,091.95	140,049.91	901,672.47
Railroad Unemployment Insurance Extended Benefit Payments - Recovery											

Footnotes at End of Chapter

Appropriations, Outlays, and Balances - Continued

Appropriation or Fund Account  Title	Account Symbol				Balances, Beginning of Fiscal Year	Appropriations and Other Obligational Authority <sup>1</sup>	Transfers Borrowings and Investment (Net) <sup>2</sup>	Outlays (Net)	Balances Withdrawn and Other Transactions <sup>3</sup>	Balances, End of Fiscal Year	
	Period of Availability	ATA	AID	MAIN							SUB
Act, Railroad Retirement Board Fund Resources: Undisbursed Funds	No Year		060	0114	000	9,539,262.72	-----	-----	-29,021.88	-----	9,568,284.60
Railroad Unemployment Insurance Extended Benefits Payments, Railroad Retirement Board Fund Resources: Undisbursed Funds	No Year		060	0117	000	85,865,660.92	-----	-----	-388,836.14	-----	86,254,497.06
Railroad Unemployment Insurance Enhanced Benefit Payments, Railroad Retirement Board Fund Resources: Undisbursed Funds	No Year		060	0122	000	224,824,778.13	-----	-----	467,522.64	-----	224,357,255.49
Railroad Unemployment Insurance Waiver of 7 Day Period, Railroad Retirement Board Fund Resources: Undisbursed Funds	2020-2021		060	0123	000	37,060,180.59	-----	-----	39,745.87	-----	37,020,434.72
<b>Trust Fund Accounts</b>											
Social Security Equivalent Benefit Account, Railroad Retirement Board Fund Resources: Undisbursed Funds	No Year		060	8010	000	24,096,524.25	<sup>22</sup> 8,485,642,265.24	<sup>23</sup> -304,167,645.67	<sup>22</sup> 7,905,760,632.49	<sup>16</sup> 270,065,494.40	29,745,016.93
Investments in US Treasury Securities						955,174,000.00	-----	154,598,000.00	-----	-----	1,109,772,000.00
Authority to Borrow from the Treasury						-11,670,520.06	4,843,700,000.00	-4,843,700,000.00	-----	-----	-11,670,520.06
Subtotal			060	8010	000	967,600,004.19	13,329,342,265.24	-4,993,269,645.67	7,905,760,632.49	270,065,494.40	1,127,846,496.87
Railroad Retirement Account, Railroad Retirement Board Fund Resources: Undisbursed Funds	No Year		060	8011	000	34,557,628.05	<sup>24</sup> 5,642,728,179.90	90,268,026.37	<sup>24</sup> 5,727,212,835.59	-----	40,340,998.73
Investments in US Treasury Securities						861,767,000.00	-----	-89,442,000.00	-----	-----	772,325,000.00
Subtotal			060	8011	000	896,324,628.05	5,642,728,179.90	826,026.37	5,727,212,835.59	-----	812,665,998.73
Limitation on the Office of the Inspector General, Railroad Retirement Board Fund Resources: Undisbursed Funds	2022		060	8018	000	-----	-----	-----	-2,495,932.16	-----	2,495,932.16
	2021					2,627,379.82	-----	-----	1,543,673.05	-----	1,083,706.77
	2020					1,740,195.63	-----	-----	90,514.48	-----	1,649,681.15
	2019					2,012,092.48	-----	-----	534.96	-----	2,011,557.52
	2018					1,038,364.41	-----	-----	-6,057.64	-----	1,044,422.05
	2017					<sup>25</sup> 1,326,563.39	-----	-1,317,258.65	9,304.74	-----	-----
	No Year					500,000.00	-----	-----	343,592.06	-----	156,407.94
Subtotal			060	8018	000	9,244,595.73	-----	-1,317,258.65	-514,370.51	-----	8,441,707.59
Railroad Unemployment Insurance Trust Fund, Benefit Payments, Railroad Retirement Board Fund Resources: Undisbursed Funds	No Year		060	8051	001	18,893,951.50	94,041,263.09	-----	94,543,784.30	-----	18,391,430.29

Footnotes at End of Chapter



## Appropriations, Outlays, and Balances - Continued

Appropriation or Fund Account  Title	Account Symbol				Balances, Beginning of Fiscal Year	Appropriations and Other Obligational Authority <sup>1</sup>	Transfers Borrowings and Investment (Net) <sup>2</sup>	Outlays (Net)	Balances Withdrawn and Other Transactions <sup>3</sup>	Balances, End of Fiscal Year	
	Period of Availability	ATA	AID	MAIN							SUB
Railroad Unemployment Insurance Trust Fund, Administrative Expenses, Railroad Retirement Board Fund Resources: Undisbursed Funds	No Year		060	8051	002	3,258,234.02	19,200,000.00	-----	19,126,631.77	-----	3,331,602.25
National Railroad Retirement Investment Trust, Railroad Retirement Board Fund Resources: Undisbursed Funds	No Year		060	8118	000	-----	-2,335,713,121.54	4,368,613,360.97	2,032,900,239.43	-----	-----
Unrealized Discount on Investments						-7,142,566.90	-----	-2,945,986.65	-----	-----	-10,088,553.55
Unamortized Premium and Discount						-1,998,914.42	-----	-1,003,100.08	-----	-----	-3,002,014.50
Investments in US Treasury Securities						771,822,000.00	-----	-201,426,000.00	-----	-----	570,396,000.00
Investments in Agency Securities						1,015,000.00	-----	195,000.00	-----	-----	1,210,000.00
Investments in Non-Federal Securities (Market Value)(Means of Financing						28,086,512,237.30	-----	-4,163,433,274.24	-----	-----	23,923,078,963.06
Subtotal			060	8118	000	28,850,207,755.98	-2,335,713,121.54	-----	2,032,900,239.43	-----	24,481,594,395.01
Limitation on Administration, Railroad Retirement Board Fund Resources: Undisbursed Funds	2022		060	8237	000	-----	-----	-----	-37,057,047.59	-----	37,057,047.59
	2021					23,280,363.49	-----	-----	17,444,964.56	-----	5,835,398.93
	2020-2021					1,796,652.77	-----	-----	882,210.79	-----	914,441.98
	2020					6,322,929.12	-----	-405,910.00	1,994,105.24	-----	3,922,913.88
	2019					3,199,150.79	-----	-779,048.00	-25,895.44	-----	2,445,998.23
	2018					3,021,988.98	-----	-661,674.00	23,965.88	-----	2,336,349.10
	2017					2,938,527.76	-----	-1,806,097.68	1,132,430.08	-----	-----
	No Year					49,576,181.01	-----	3,648,365.00	16,002,268.88	-----	37,222,277.13
Subtotal			060	8237	000	90,135,793.92	-----	-4,364.68	397,002.40	-----	89,734,426.84
<b>Deductions for Offsetting Receipts</b>											
Proprietary Receipts from the Public						-----	2,341,717,256.94	-----	2,341,717,256.94	-----	-----
Intrabudgetary Receipts Deducted by Agency						-----	-8,376,157,750.60	-----	-8,376,157,750.60	-----	-----
Total, Offsetting Receipts						- 0 -	-6,034,440,493.66	-----	-6,034,440,493.66	-----	- 0 -
Total, Railroad Retirement Board						31,201,686,664.93	11,667,176,851.85	-4,993,765,242.63	10,695,501,466.07	271,212,297.05	26,908,384,511.03
<b>Securities and Exchange Commission</b>											
<b>General Fund Accounts</b>											
Salaries and Expenses, Securities and Exchange Commission Fund Resources: Undisbursed Funds	No Year		050	0100	000	8,123,159,075.74	414,402,073.32	-----	435,669,210.55	-----	8,101,891,938.51
<b>Special Fund Accounts</b>											
Securities and Exchange Commission Reserve Fund, Securities and											

Footnotes at End of Chapter

Appropriations, Outlays, and Balances - Continued

Appropriation or Fund Account  Title	Account Symbol				Balances, Beginning of Fiscal Year	Appropriations and Other Obligational Authority <sup>1</sup>	Transfers Borrowings and Investment (Net) <sup>2</sup>	Outlays (Net)	Balances Withdrawn and Other Transactions <sup>3</sup>	Balances, End of Fiscal Year	
	Period of Availability	ATA	AID	MAIN							SUB
Exchange Commission Fund Resources: Undisbursed Funds	No Year		050	5566	000	48,371,076.47	50,000,000.00	-----	54,863,361.30	-----	43,507,715.17
Investor Protection Fund, Securities and Exchange Commission Fund Resources: Undisbursed Funds	No Year		050	5567	000	107,891,997.77	389,835,182.06	-158,561,338.45	287,255,647.64	-----	51,910,193.74
Investments in US Treasury Securities						258,191,347.43	-----	158,561,338.45	-----	-----	416,752,685.88
	Subtotal		050	5567	000	366,083,345.20	389,835,182.06	-----	287,255,647.64	-----	468,662,879.62
<b>Deductions for Offsetting Receipts</b>											
Proprietary Receipts from the Public						-----	-58,931.61	-----	-58,931.61	-----	-----
Intrabudgetary Receipts Deducted by Agency						-----	-2,666,925.27	-----	-2,666,925.27	-----	-----
Total, Offsetting Receipts						- 0 -	-2,725,856.88	-----	-2,725,856.88	-----	- 0 -
Total, Securities and Exchange Commission						8,537,613,497.41	851,511,398.50	-----	775,062,362.61	-----	8,614,062,533.30
<b>Smithsonian Institution General Fund Accounts</b>											
Salaries and Expenses, Smithsonian Institution Fund Resources: Undisbursed Funds	2022-2023		033	0100	000	-----	839,417,000.00	-----	613,233,946.91	-----	226,183,053.09
	2021-2022					205,814,599.99	-----	-----	158,614,474.76	-----	47,200,125.23
	2014-2022					457,091.11	-----	-----	457,091.11	-----	-----
	2020-2021					36,057,441.06	-----	-----	28,070,527.35	-----	7,986,913.71
	2019-2020					7,284,370.67	-----	-----	4,078,609.68	-----	3,205,760.99
	2014-2020					25,389.05	-----	-----	25,389.05	-----	-----
	2018-2019					1,652,035.80	-----	-----	447,839.75	-----	1,204,196.05
	2017-2018					1,476,706.49	-----	-----	378,461.52	-----	1,098,244.97
	2016-2017					521,926.20	-----	-----	69,753.47	452,172.73	-----
	No Year					9,744,269.15	12,798,000.00	-----	7,766,903.63	-----	14,775,365.52
	Subtotal		033	0100	000	263,033,829.52	852,215,000.00	-----	813,142,997.23	452,172.73	301,653,659.56
Facilities Capital, Smithsonian Institution Fund Resources: Undisbursed Funds	No Year		033	0103	000	495,060,869.84	217,000,000.00	-----	217,916,104.47	-----	494,144,765.37
Salaries and Expenses, National Gallery of Art Fund Resources: Undisbursed Funds	2022-2023		033	0200	000	-----	152,644,000.00	-----	115,595,623.86	-----	37,048,376.14
	2021-2022					36,687,878.28	-----	-----	23,735,969.07	-----	12,951,909.21
	2020-2021					13,345,346.18	-----	-----	8,560,717.86	-----	4,784,628.32
	2019-2020					2,785,332.35	-----	-----	1,856,165.37	-----	929,166.98
	2018-2019					418,769.21	-----	-----	69,524.76	-----	349,244.45
	2017-2018					350,544.03	-----	-----	449.68	-----	350,094.35
	2016-2017					335,680.41	-----	-----	30,400.05	305,280.36	-----
	No Year					3,158,764.00	3,775,000.00	-----	1,731,114.47	-----	5,202,649.53

Footnotes at End of Chapter

## Appropriations, Outlays, and Balances - Continued

Appropriation or Fund Account	Account Symbol					Balances, Beginning of Fiscal Year	Appropriations and Other Obligational Authority <sup>1</sup>	Transfers Borrowings and Investment (Net) <sup>2</sup>	Outlays (Net)	Balances Withdrawn and Other Transactions <sup>3</sup>	Balances, End of Fiscal Year
Title	Period of Availability	ATA	AID	MAIN	SUB						
	Subtotal		033	0200	000	57,082,314.46	156,419,000.00	-----	151,579,965.12	305,280.36	61,616,068.98
Repair, Restoration and Renovation of Buildings, National Gallery of Art											
Fund Resources:											
Undisbursed Funds	No Year		033	0201	000	53,640,914.21	17,081,000.00	-----	28,317,555.01	-----	42,404,359.20
Operations and Maintenance, John F. Kennedy Center for the Performing Arts											
Fund Resources:											
Undisbursed Funds	2022-2023		033	0302	000	-----	27,000,000.00	-----	20,497,727.74	-----	6,502,272.26
	2021-2022					8,001,576.64	-----	-----	6,825,950.56	-----	1,175,626.08
	2020-2021					341,919.39	-----	-----	26,387.07	-----	315,532.32
	2020					760,834.77	-----	-----	35,410.47	-----	725,424.30
	2019					426,366.49	-----	-----	6,087.32	-----	420,279.17
	2018					217,339.98	-----	-----	-----	-----	217,339.98
	2017					148,464.41	-----	-----	77,473.64	70,990.77	-----
	Subtotal		033	0302	000	9,896,501.68	27,000,000.00	-----	27,469,036.80	70,990.77	9,356,474.11
Capital Repair and Restoration, John F. Kennedy Center for the Performing Arts											
Fund Resources:											
Undisbursed Funds	No Year		033	0303	000	49,670,578.86	13,440,000.00	-----	18,050,699.07	-----	45,059,879.79
Salaries and Expenses, Woodrow Wilson International Center for Scholars											
Fund Resources:											
Undisbursed Funds	2022-2023		033	0400	000	-----	15,000,000.00	-----	7,493,623.30	-----	7,506,376.70
	2021-2022					6,645,654.24	-----	-----	5,514,322.81	-----	1,131,331.43
	2020-2021					2,291,656.66	-----	-----	1,594,847.59	-----	696,809.07
	2019-2020					382,024.03	-----	-----	24,292.51	-----	357,731.52
	2018-2019					515,266.69	-----	-----	2,800.00	-----	512,466.69
	2017-2018					71,009.26	-----	-----	-----	-----	71,009.26
	2016-2017					196,831.17	-----	-----	-----	196,831.17	-----
	Subtotal		033	0400	000	10,102,442.05	15,000,000.00	-----	14,629,886.21	196,831.17	10,275,724.67
<b>Trust Fund Accounts</b>											
Canal Zone Biological Area Fund, Smithsonian Institution											
Fund Resources:											
Undisbursed Funds	No Year		033	8190	000	232,290.46	302,339.52	-----	299,585.53	-----	235,044.45
<b>Deductions for Offsetting Receipts</b>											
Proprietary Receipts from the Public						-----	-443,168.15	-----	-443,168.15	-----	-----
Intrabudgetary Receipts Deducted by Agency						-----	-4,103.24	-----	-4,103.24	-----	-----
Total, Offsetting Receipts						- 0 -	-447,271.39	-----	-447,271.39	-----	- 0 -
Total, Smithsonian Institution						938,719,741.08	1,298,010,068.13	-----	1,270,958,558.05	1,025,275.03	964,745,976.13

Footnotes at End of Chapter

Appropriations, Outlays, and Balances - Continued

Appropriation or Fund Account  Title	Account Symbol				Balances, Beginning of Fiscal Year	Appropriations and Other Obligational Authority <sup>1</sup>	Transfers Borrowings and Investment (Net) <sup>2</sup>	Outlays (Net)	Balances Withdrawn and Other Transactions <sup>3</sup>	Balances, End of Fiscal Year	
	Period of Availability	ATA	AID	MAIN							SUB
<b>State Justice Institute</b>											
<b>General Fund Accounts</b>											
Salaries and Expenses, State Justice Institute											
Fund Resources:											
Undisbursed Funds	2022-2023		453	0052	000	-----	500,000.00	-----	-----	500,000.00	
	2022					-----	6,700,000.00	-----	-----	4,638,466.65	
	2021-2022					447,382.40	-----	190,667.04	-----	256,715.36	
	2021					4,768,963.54	-----	2,784,153.87	-----	1,984,809.67	
	2020-2021					88,307.99	-----	56,470.64	-----	31,837.35	
	2020					2,454,880.30	-----	1,464,510.61	-----	990,369.69	
	2019-2020					242,888.79	-----	81,456.64	-----	161,432.15	
	2019					1,375,614.86	-----	542,002.82	-----	833,612.04	
	2018-2019					56,865.84	-----	22,586.57	-----	34,279.27	
	2018					643,926.94	-----	373,283.84	-----	270,643.10	
	2017-2018					36,151.42	-----	3,700.83	-----	32,450.59	
	2017					215,438.26	-----	169,205.76	46,232.50	-----	
	2016-2017					54,531.00	-----	-1,560.00	56,091.00	-----	
	No Year					325,236.36	-----	-----	-----	325,236.36	
Total, State Justice Institute						10,710,187.70	7,200,000.00	-----	7,748,011.97	102,323.50	10,059,852.23
<b>Surface Transportation Board</b>											
<b>General Fund Accounts</b>											
Salaries and Expenses, Surface Transportation Board											
Fund Resources:											
Undisbursed Funds	2022		472	0301	000	-----	37,902,000.00	-----	29,329,580.99	8,572,419.01	
	2021					<sup>26</sup> 8,450,955.05	-----	6,575,139.83	-----	1,875,815.22	
	2020					1,585,407.93	-----	607,573.50	-----	977,834.43	
	2019					2,646,590.52	-----	96,132.44	-----	2,550,458.08	
	2018					2,016,263.59	-----	-30.28	-----	2,016,293.87	
	2017					5,259,638.41	-----	-20,128.21	5,279,766.62	-----	
	Subtotal		472	0301	000	19,958,855.50	37,902,000.00	-----	36,588,268.27	5,279,766.62	15,992,820.61
<b>Deductions for Offsetting Receipts</b>											
Proprietary Receipts from the Public						-----	-1,388,555.23	-----	-1,388,555.23	-----	
Total, Surface Transportation Board						19,958,855.50	36,513,444.77	-----	35,199,713.04	5,279,766.62	15,992,820.61
<b>Tennessee Valley Authority</b>											
<b>Public Enterprise Funds</b>											
Tennessee Valley Authority Fund											
Fund Resources:											
Undisbursed Funds	No Year		455	4110	000	30,478,710.85	-----	<sup>26</sup> -208,466,001.00	-212,086,838.90	<sup>15</sup> 3,797,230.80	30,302,317.95
Unamortized Premium and Discount						11,578.75	-----	1,793,581.24	-----	-----	1,805,159.99

Footnotes at End of Chapter

**Appropriations, Outlays, and Balances - Continued**

Appropriation or Fund Account  Title	Account Symbol				Balances, Beginning of Fiscal Year	Appropriations and Other Obligational Authority <sup>1</sup>	Transfers Borrowings and Investment (Net) <sup>2</sup>	Outlays (Net)	Balances Withdrawn and Other Transactions <sup>3</sup>	Balances, End of Fiscal Year	
	Period of Availability	ATA	AID	MAIN SUB							
Funds Held Outside the Treasury					40,000.00	-----	-----	-----	-----	40,000.00	
Authority to Borrow from the Treasury					10,024,685,901.33	1,259,800,924.00	334,974,622.73	-----	-----	11,619,461,448.06	
Total, Tennessee Valley Authority					10,055,216,190.93	1,259,800,924.00	128,302,202.97	-212,086,838.90	3,797,230.80	11,651,608,926.00	
<b>United States Court of Appeals for Veterans Claims</b>											
<b>General Fund Accounts</b>											
Salaries and Expenses, United States Court of Appeals for Veterans Claims											
Fund Resources:											
Undisbursed Funds	2022		345	0300	000	-----	41,700,000.00	-----	38,193,996.27	-----	3,506,003.73
	2021					2,226,780.25	-----	-----	1,746,830.60	-----	479,949.65
	2020					1,820,628.29	-----	-----	442,077.60	-----	1,378,550.69
	2019					1,838,987.75	-----	-----	-----	-----	1,838,987.75
	2018					1,523,190.39	-----	-----	-----	-----	1,523,190.39
	2017					672,519.03	-----	-----	-23,861.89	696,380.92	-----
	Subtotal		345	0300	000	8,082,105.71	41,700,000.00	-----	40,359,042.58	696,380.92	8,726,682.21
<b>Special Fund Accounts</b>											
Practice and Registration Fees Fund, United States Court of Appeals for Veterans Claims											
Fund Resources:											
Undisbursed Funds	No Year		345	5113	000	237,150.52	119,890.00	-----	119,958.27	-----	237,082.25
<b>Trust Fund Accounts</b>											
United States Court of Appeals for Veterans Claims Retirement Fund											
Fund Resources:											
Undisbursed Funds	No Year		345	8290	000	334,115.93	8,090,900.35	-4,012,056.00	2,919,465.40	-----	1,493,494.88
Unrealized Discount on Investments						-601,359.02	-----	-1,222,204.38	-----	-----	-1,823,563.40
Investments in US Treasury Securities						55,815,446.68	-----	5,234,260.38	-----	-----	61,049,707.06
	Subtotal		345	8290	000	55,548,203.59	8,090,900.35	-----	2,919,465.40	-----	60,719,638.54
<b>Deductions for Offsetting Receipts</b>											
Intrabudgetary Receipts Deducted by Agency						-----	-17,491.99	-----	-17,491.99	-----	-----
Total, United States Court of Appeals for Veterans Claims						63,867,459.82	49,893,298.36	-----	43,380,974.26	696,380.92	69,683,403.00
<b>United States Enrichment Corporation Fund</b>											
<b>Public Enterprise Funds</b>											
United States Enrichment Corporation Fund											
Fund Resources:											
Undisbursed Funds	No Year		486	4054	000	65.80	-841,000,000.00	824,078,826.68	-16,922,083.59	-----	976.07
Unrealized Discount on Investments						-2,407.77	-----	2,173.32	-----	-----	-234.45
Investments in US Treasury Securities						1,430,576,000.00	-----	-824,081,000.00	-----	-----	606,495,000.00
Total, United States Enrichment Corporation Fund						1,430,573,658.03	-841,000,000.00	-----	-16,922,083.59	-----	606,495,741.62

Footnotes at End of Chapter

Appropriations, Outlays, and Balances - Continued

Appropriation or Fund Account  Title	Account Symbol				Balances, Beginning of Fiscal Year	Appropriations and Other Obligational Authority <sup>1</sup>	Transfers Borrowings and Investment (Net) <sup>2</sup>	Outlays (Net)	Balances Withdrawn and Other Transactions <sup>3</sup>	Balances, End of Fiscal Year	
	Period of Availability	ATA	AID	MAIN							SUB
<b>United States Holocaust Memorial Museum</b>											
<b>General Fund Accounts</b>											
Expenses, United States Holocaust Memorial Museum											
Fund Resources:											
Undisbursed Funds	2022-2024		456	3300	000	-----	715,000.00	-----	-----	715,000.00	
	2021-2023					715,000.00	-----	-----	-----	715,000.00	
	2022					-----	57,637,000.00	-----	43,528,102.10	14,108,897.90	
	2020-2022					540,556.47	-----	-----	152,220.59	388,335.88	
	2021					13,669,435.74	-----	-----	11,122,269.07	2,547,166.67	
	2019-2021					1,301,101.09	-----	-----	722,665.11	578,435.98	
	2020					4,938,877.40	-----	-----	2,095,518.36	2,843,359.04	
	2018-2020					201,450.05	-----	-----	-----	201,450.05	
	2019					1,475,207.10	-----	-----	318,575.33	1,156,631.77	
	2017-2019					139,425.51	-----	-----	-----	139,425.51	
	2018					1,011,246.52	-----	-----	51,120.17	960,126.35	
	2016-2018					83,986.24	-----	-----	-----	83,986.24	
	2017					206,100.66	-----	-----	206,100.66	-----	
	No Year					19,242,741.66	4,264,000.00	-----	4,759,476.96	18,747,264.70	
	Subtotal		456	3300	000	43,525,128.44	62,616,000.00	-----	62,749,947.69	206,100.66	43,185,080.09
<b>Trust Fund Accounts</b>											
Donations, United States Holocaust Memorial Museum											
Fund Resources:											
Undisbursed Funds	No Year		456	8279	000	613,925.07	-----	-----	-300,689.72	914,614.79	
Total, United States Holocaust Memorial Museum						44,139,053.51	62,616,000.00	-----	62,449,257.97	206,100.66	44,099,694.88
<b>United States Institute of Peace</b>											
<b>General Fund Accounts</b>											
Operating Expenses, United States Institute of Peace											
Fund Resources:											
Undisbursed Funds	2022-2023		458	1300	000	-----	54,000,000.00	-----	33,053,238.32	20,946,761.68	
	2021-2022					16,402,047.25	-----	-----	13,131,248.05	3,270,799.20	
	2020-2021					3,898,038.19	-----	-----	2,319,350.37	1,578,687.82	
	2019-2020					4,854,167.89	-----	-----	166,096.30	4,688,071.59	
	2018-2019					1,177,388.77	-----	-----	11,235.99	1,166,152.78	
	2017-2018					1,394,119.17	-----	-----	10,000.00	1,384,119.17	
Total, United States Institute of Peace						27,725,761.27	54,000,000.00	-----	48,691,169.03	-----	33,034,592.24
<b>United States Interagency Council on Homelessness</b>											
<b>General Fund Accounts</b>											

Footnotes at End of Chapter

**Appropriations, Outlays, and Balances - Continued**

Appropriation or Fund Account  Title	Account Symbol				Balances, Beginning of Fiscal Year	Appropriations and Other Obligational Authority <sup>1</sup>	Transfers Borrowings and Investment (Net) <sup>2</sup>	Outlays (Net)	Balances Withdrawn and Other Transactions <sup>3</sup>	Balances, End of Fiscal Year	
	Period of Availability	ATA	AID	MAIN							SUB
Operating Expenses, United States Interagency Council on Homelessness Fund Resources:											
Undisbursed Funds	2022		376	1300	000	-----	3,800,000.00	-----	3,492,385.62	-----	307,614.38
	2021					1,209,641.36	-----	-----	118,525.23	-----	1,091,116.13
	2020-2021					68,426.92	-----	-----	-----	-----	68,426.92
	2019					56,099.89	-----	-----	-----	-----	56,099.89
	2018					135,252.43	-----	-----	-----	-----	135,252.43
	2017					203,516.47	-----	-----	-----	203,516.47	-----
Total, United States Interagency Council on Homelessness						1,672,937.07	3,800,000.00	-----	3,610,910.85	203,516.47	1,658,509.75
<b>United States Railway Association</b>											
<b>General Fund Accounts</b>											
Administrative Expenses, United States Railway Association Fund Resources:											
Undisbursed Funds	No Year		460	0100	000	-8,134.98	-----	-----	-----	-----	-8,134.98
<b>Vietnam Education Foundation</b>											
<b>Special Fund Accounts</b>											
Vietnam Education Foundation Fund Resources:											
Undisbursed Funds	No Year		519	5365	000	9,953,809.76	-----	-----	-----	-----	9,953,809.76
<b>Public Defender Service for the District of Columbia</b>											
<b>General Fund Accounts</b>											
Federal Payment to the District of Columbia Public Defender Service, District of Columbia Fund Resources:											
Undisbursed Funds	2022-2024		511	1733	000	-----	5,175,000.00	-----	173,226.30	-----	5,001,773.70
	2022					-----	47,423,000.00	-----	43,307,572.88	-----	4,115,427.12
	2020-2022					344,000.00	-----	-----	-----	-----	344,000.00
	2021					7,309,045.15	-----	-----	5,105,603.19	-----	2,203,441.96
	2019-2021					4,471,000.00	-----	-----	-----	-----	4,471,000.00
	2020					1,352,830.55	-----	-----	58,839.68	-----	1,293,990.87
	2019					377,187.35	-----	-----	27,158.14	-----	350,029.21
	2018					603,027.01	-----	-----	8,563.52	-----	594,463.49
	2017					578,163.66	-----	-----	-----	578,163.66	-----
	2015-2017					718,851.56	-----	-----	-----	718,851.56	-----
	No Year					15,694.80	-----	-----	-----	-----	15,694.80
	Subtotal		511	1733	000	15,769,800.08	52,598,000.00	-----	48,680,963.71	1,297,015.22	18,389,821.15
<b>Special Fund Accounts</b>											
Contributions, Public Defender Service for the District of Columbia Fund Resources:											
Undisbursed Funds	No Year		511	5722	000	281,985.00	-----	-----	81,854.18	-----	200,130.82

Footnotes at End of Chapter

Appropriations, Outlays, and Balances - Continued

Appropriation or Fund Account  Title	Account Symbol				Balances, Beginning of Fiscal Year	Appropriations and Other Obligational Authority <sup>1</sup>	Transfers Borrowings and Investment (Net) <sup>2</sup>	Outlays (Net)	Balances Withdrawn and Other Transactions <sup>3</sup>	Balances, End of Fiscal Year	
	Period of Availability	ATA	AID	MAIN SUB							
Total, Public Defender Service for the District of Columbia					16,051,785.08	52,598,000.00	-----	48,762,817.89	1,297,015.22	18,589,951.97	
<b>National Security Commission on Artificial Intelligence</b>											
<b>General Fund Accounts</b>											
Expenses, National Security Commission on Artificial Intelligence Fund Resources:											
Undisbursed Funds	No Year		245	2765	000	1,510,819.94	-----	-----	155,200.81	-----	1,355,619.13
<b>National Commission on Military Aviation Safety</b>											
<b>General Fund Accounts</b>											
National Commission on Military Aviation Safety Fund Resources:											
Undisbursed Funds	2019-2021		246	2865	000	2,196,159.46	-----	-----	-----	-----	2,196,159.46
<b>Federal Permitting Improvement Steering Council</b>											
<b>Federal Permitting Improvement Council</b>											
<b>Special Fund Accounts</b>											
Environmental Review and Permitting Improvement Fund, Federal Permitting Improvement Steering Council Fund Resources:											
Undisbursed Funds	2022 No Year		473	5761	000	----- 8,011,712.82	650,000.00 10,000,000.00	----- -----	650,000.00 5,415,608.23	----- -----	----- 12,596,104.59
Total, Federal Permitting Improvement Council						8,011,712.82	10,650,000.00	-----	6,065,608.23	-----	12,596,104.59
Total, Federal Permitting Improvement Steering Council						8,011,712.82	10,650,000.00	-----	6,065,608.23	-----	12,596,104.59
<b>400 Years of African-American History Commission</b>											
<b>Special Fund Accounts</b>											
400 Years of African-American History Commission Fund Resources:											
Undisbursed Funds	2022 2021 2020		247	5721	000	----- 2,596,702.58 1,111,561.61	3,300,000.00 ----- -----	----- ----- -----	930,949.53 742,057.42 345,064.31	----- ----- -----	2,369,050.47 1,854,645.16 766,497.30
Total, 400 Years of African-American History Commission						3,708,264.19	3,300,000.00	-----	2,018,071.26	-----	4,990,192.93
<b>Alyce Spotted Bear and Walter Soboleff Commission on Native Children</b>											
<b>Alyce Spotted Bear and Walter Soboleff Com. on Native Children</b>											
<b>General Fund Accounts</b>											
Alyce Spotted Bear and Walter Soboleff Commission on Native Children Fund Resources:											
Undisbursed Funds	2022-2023 2021-2022 2020-2021		545	2987	000	----- 500,000.00 525,852.12	200,000.00 ----- -----	----- ----- -----	----- 63,619.16 507,905.11	----- ----- -----	200,000.00 436,380.84 17,947.01

Footnotes at End of Chapter



**Appropriations, Outlays, and Balances - Continued**

Appropriation or Fund Account  Title	Account Symbol				Balances, Beginning of Fiscal Year	Appropriations and Other Obligational Authority <sup>1</sup>	Transfers Borrowings and Investment (Net) <sup>2</sup>	Outlays (Net)	Balances Withdrawn and Other Transactions <sup>3</sup>	Balances, End of Fiscal Year	
	Period of Availability	ATA	AID	MAIN							SUB
Total, Alyce Spotted Bear and Walter Soboleff Com. on Native Children					1,025,852.12	200,000.00	-----	571,524.27	-----	654,327.85	
Total, Alyce Spotted Bear and Walter Soboleff Commission on Native Children					1,025,852.12	200,000.00	-----	571,524.27	-----	654,327.85	
<b>Commission on Combating Synthetic Opioid Trafficking</b>											
<b>General Fund Accounts</b>											
Salaries and Expenses, Commission on Combating Synthetic Opioid Trafficking Fund Resources: Undisbursed Funds	2020-2022		256	1760	000	4,554,592.51	-----	-----	3,188,632.66	-----	1,365,959.85
<b>Southeast Crescent Regional Commission</b>											
<b>General Fund Accounts</b>											
Southeast Crescent Regional Commission Fund Resources: Undisbursed Funds	No Year		574	3744	000	<sup>28</sup> 3,737,025.00	10,000,000.00	-----	418,665.13	-----	13,318,359.87
Total, Independent Agencies						253,180,842,611.99	53,662,214,788.38	-5,850,747,529.15	29,829,164,202.86	485,690,659.16	270,452,778,773.20
<b>Memorandum</b>											
<b>Financing Accounts</b>											
<b>Public Enterprise Funds</b>											
Spectrum Auction, Direct Loan Financing Account, Federal Communications Commission Fund Resources: Undisbursed Funds	No Year		027	4133	000	28,932.45	-----	-----	-6,681.43	-----	35,613.88
Debt Reduction Financing Account, Export-Import Bank Fund Resources: Undisbursed Funds	No Year		083	4028	000	-----	-----	-----	-26,056,656.15	<sup>15</sup> 26,056,656.15	-----
Direct Loan Financing Account, Export-Import Bank Fund Resources: Undisbursed Funds	No Year		083	4161	000	3,052,024,171.58	-----	-1,219,576,600.03	-1,216,087,849.32	<sup>15</sup> 23,539,898.85	3,024,995,522.02
Authority to Borrow from the Treasury						5,382,757,925.41	396,198.49	-64,782,242.68	-----	11,818,062.18	5,306,553,819.04
Subtotal			083	4161	000	8,434,782,096.99	396,198.49	-1,284,358,842.71	-1,216,087,849.32	35,357,961.03	8,331,549,341.06
Guaranteed Loan Financing Account, Export-Import Bank Fund Resources: Undisbursed Funds	No Year		083	4162	000	1,203,991,420.10	-----	189,328,116.54	139,145,713.84	<sup>15</sup> 3,879,351.18	1,250,294,471.62
Authority to Borrow from the Treasury						-----	189,328,116.54	-189,328,116.54	-----	-----	-----
Subtotal			083	4162	000	1,203,991,420.10	189,328,116.54	-----	139,145,713.84	3,879,351.18	1,250,294,471.62
Total, Financing Accounts						9,638,802,449.54	189,724,315.03	-1,284,358,842.71	-1,103,005,473.06	65,293,968.36	9,581,879,426.56

Footnotes at End of Chapter

Footnotes

- 1 The amounts in this column, unless otherwise footnoted, represent appropriations, increases and rescissions in borrowing authority or new contract authority. Appropriation accounts with appropriation transfer activity are presented in Table 1 (Appropriations and Appropriation Transfers) at the end of this chapter.
- 2 The amounts in this column, unless otherwise footnoted, represent transfers - other than appropriation transfers, borrowings (gross), investments (net), unrealized discounts or funds held outside the Treasury.
- 3 The amounts in this column, unless otherwise footnoted, represent obligated balances canceled for fiscal year 2017 pursuant to 31 U.S.C. 1553 and adjustments to borrowing and contract authority.
- 4 Subject to disposition by the administrative agency.
- 5 The opening balance of 580 X 5585 000 has been adjusted during the current fiscal year by -\$3,622,393.00 and does not agree with last year's closing balance.
- 6 Pursuant to Public Law # 113-46, 127 Stat. 558, Sec. 101(6), the balance for this account has been extended beyond the normal period of availability to liquidate obligations.
- 7 Pursuant to Public Law # 113-6, 127 Stat. 412, the balance for this account has been extended beyond the normal period of availability to liquidate obligations.
- 8 Pursuant to Public Law # 112-10, 125 Stat. 103 Sec. 1102 further amended by 112-36, 125 Stat. 386 Sec. 103, the balance for this account has been extended beyond the normal period of availability to liquidate obligations.
- 9 Pursuant to Public Law # 112-10, 125 Stat. 103, the balance for this account has been extended beyond the normal period of availability to liquidate obligations.
- 10 Pursuant to Public Law # 111-117, 123 Stat. 3034, the balance for this account has been extended beyond the normal period of availability to liquidate obligations.
- 11 Pursuant to Public Law # 110-161, 121 Stat. 2290, the balance for this account has been extended beyond the normal period of availability to liquidate obligations.
- 12 Pursuant to Public Law # 110-5, Sec. 104; 109-102, 119 Stat. 2173, the balance for this account has been extended beyond the normal period of availability to liquidate obligations.
- 13 Pursuant to Public Law # 109-102, 119 Stat. 2173, the balance for this account has been extended beyond the normal period of availability to liquidate obligations.
- 14 Pursuant to Public Law # 108-447, the balance for this account has been extended beyond the normal period of availability to liquidate obligations.
- 15 Represents capital transfer to miscellaneous receipts.
- 16 The opening balance of 362 X 5026 000 has been adjusted during the current fiscal year by -\$64,727.00 and does not agree with last year's closing balance.
- 17 Excludes activity which represents "Net Proceeds from Sales and Withholding for Savings Bonds" which will be accounted for as a deposit fund liability.
- 18 Includes \$1,000,000,000.00 which represents repayment of borrowing from the Federal Financing Bank in lieu of issuance of agency debt.
- 19 Includes \$94,032,611.39 which represents capital transfer to miscellaneous receipts.
- 20 Represents: Domestic Postal Money Orders: Paid \$19,510,589,894.02 Issued \$19,518,437,556.24 Foreign Postal Money Orders: Paid Issued \$1,275,067.22 Net Postal Orders -\$9,122,729.44
- 21 Includes \$36,762,723.00 which represents net borrowing from the U.S. Treasury.
- 22 Excludes \$13,209,623.46 refund of taxes.
- 23 Includes \$149,900,000.00 which represents net repayment of borrowing from the U.S. Treasury.
- 24 Excludes \$14,876,250.27 refund of taxes.
- 25 The opening balance(s) of the following account(s) have been adjusted during the current fiscal year and do not agree with last year's closing balance(s):

<u>Account Symbol: (ATA, AID, POA, MAIN, SUB)</u>	<u>Adjustment</u>
060 2017 8018 000 - Undi sbursed Funds	-\$12,761.20
472 2021 0301 000 - Undi sbursed Funds	-\$808.00
574 X 3744 000 - Undi sbursed Funds	\$3,737,025.00

- 26 Includes \$135,404,193.00 which represents net redemption of non-guaranteed Government agency securities.

## Appropriations, Outlays, and Balances - Continued

### Footnotes

Table 1 - Appropriations and Appropriation Transfers - Independent Agencies

AID	ATA	Period of Availability	MAIN	Net Appropriations and Appropriation Transfers	Appropriation Amount	Net Appropriation Transfers	AID Involved	ATA Involved	Period of Availability Involved	MAIN Involved	Amount From or To (-)
011		2223	1070	275,176,458.00	296,600,000.00	-21,423,542.00	014		2223	1036	-129,945.00
							015		2223	0200	-2,143,810.00
							015		2223	0322	-1,331,467.00
							015		2223	0324	-978,663.00
							015		2223	0700	-295,589.00
							015		2223	1100	-14,710,097.00
							020		2223	0913	-119,057.00
							070		2223	0540	-1,714,914.00
309	012	X	0200	28,136,001.00	0.00	28,136,001.00	309		X	0200	28,136,001.00
309	013	X	0200	4,205,904.00	0.00	4,205,904.00	309		X	0200	4,205,904.00
018		22	0100	262,000,000.00	0.00	262,000,000.00	018		X	4020	262,000,000.00
018		22	0200	17,510,000.00	0.00	17,510,000.00	018		X	4020	17,510,000.00
018		X	4020	-283,083,289.50	0.00	-283,083,289.50	018		22	0100	-262,000,000.00
							018		22	0200	-17,510,000.00
							070		X	5695	-3,573,289.50
031		X	0200	872,137,106.00	148,262,545.49	723,874,560.51	031		2223	0200	-3,763,894.00
							031		X	5280	727,638,454.51
031		2223	0200	3,763,894.00	0.00	3,763,894.00	031		X	0200	3,763,894.00
031		2223	0300	13,799,000.00	2,356,810.92	11,442,189.08	031		X	5280	11,442,189.08
031		X	5280	-739,080,643.59	0.00	-739,080,643.59	031		X	0200	-727,638,454.51
							031		2223	0300	-11,442,189.08
033		X	0100	12,798,000.00	0.00	12,798,000.00	033		2223	0100	12,798,000.00
033		2223	0100	839,417,000.00	852,215,000.00	-12,798,000.00	033		X	0100	-12,798,000.00
033		X	0103	217,000,000.00	210,000,000.00	7,000,000.00	033		X	0201	7,000,000.00
033		X	0200	3,775,000.00	0.00	3,775,000.00	033		2223	0200	3,775,000.00
033		2223	0200	152,644,000.00	156,419,000.00	-3,775,000.00	033		X	0200	-3,775,000.00
033		X	0201	17,081,000.00	24,081,000.00	-7,000,000.00	033		X	0103	-7,000,000.00
309		X	0200	362,598,095.00	395,000,000.00	-32,401,905.00	309	012	X	0200	-28,136,001.00
							309	013	X	0200	-4,205,904.00
							309	086	X	0200	-60,000.00
431		2223	0500	3,800,000.00	0.00	3,800,000.00	089		X	5227	3,800,000.00
575		X	2996	495,000.00	0.00	495,000.00	069		X	0759	495,000.00

**Appropriations, Outlays, and Balances - Continued**

**Footnotes**

**Table 1 - Appropriations and Appropriation Transfers - Independent Agencies**

AID	ATA	Period of Availability	MAIN	Net Appropriations and Appropriation Transfers	Appropriation Amount	Net Appropriation Transfers	AID Involved	ATA Involved	Period of Availability Involved	MAIN Involved	Amount From or To (-)
247		22	5721	3,300,000.00	0.00	3,300,000.00	014		22	1036	3,300,000.00
060		X	8010	120,000,000.00	0.00	120,000,000.00	060		X	8011	120,000,000.00
060		X	8011	-12,641,263.09	0.00	-12,641,263.09	060		X	8010	-120,000,000.00
							060		X	8051	107,358,736.91
060		X	8051	94,041,263.09	0.00	94,041,263.09	016		X	8042	201,400,000.00
060		X	8051	19,200,000.00	0.00	19,200,000.00	016		X	8042	19,200,000.00
060		X	8051	94,041,263.09	0.00	94,041,263.09	060		X	8011	-107,358,736.91
083		22	0100	255,948,844.25	263,948,844.25	-8,000,000.00	083		2223	0100	-8,000,000.00
083		2223	0100	8,000,000.00	0.00	8,000,000.00	083		22	0100	8,000,000.00
083		22	0105	5,525,000.00	6,500,000.00	-975,000.00	083		2223	0105	-975,000.00
083		2223	0105	975,000.00	0.00	975,000.00	083		22	0105	975,000.00
309	086	X	0200	60,000.00	0.00	60,000.00	309		X	0200	60,000.00
088		X	0300	31,000,000.00	29,000,000.00	2,000,000.00	088		22	0300	2,000,000.00
088		22	0300	357,310,000.00	359,310,000.00	-2,000,000.00	088		X	0300	-2,000,000.00
514		X	0206	44,486,681.00	0.00	44,486,681.00	514		22	0206	44,486,681.00
514		22	0206	805,813,319.00	850,300,000.00	-44,486,681.00	514		X	0206	-44,486,681.00
339		22	1400	277,946,053.00	320,000,000.00	-42,053,947.00	339		2223	1400	-20,000,000.00
							339		X	1402	-22,053,947.00
339		2223	1400	20,000,000.00	0.00	20,000,000.00	339		22	1400	20,000,000.00
339		X	1402	22,053,947.00	0.00	22,053,947.00	339		22	1400	22,053,947.00
573		2225	3742	10,000,000.00	0.00	10,000,000.00	069		2225	0548	10,000,000.00
486		X	4054	-841,000,000.00	0.00	-841,000,000.00	089		X	5231	-841,000,000.00
513		X	8056	3,128,101.29	0.00	3,128,101.29	070		X	8185	3,128,101.29
<b>Total</b>				<b>3,383,360,733.54</b>	<b>3,913,993,200.66</b>	<b>-530,632,467.12</b>					<b>-624,673,730.21</b>

**This Page Left Blank Intentionally**

---

# Part Four

---

## Other Information



# Deposit Funds

Appropriation or Fund Account	Account Symbol					Balances, Beginning of Fiscal Year	Appropriations and Other Obligational Authority <sup>1</sup>	Transfers Borrowings and Investment (Net) <sup>2</sup>	Outlays (Net)	Balances Withdrawn and Other Transactions <sup>3</sup>	Balances, End of Fiscal Year
Title	Period of Availability	ATA	AID	MAIN	SUB						
<b>Legislative Branch</b>											
Withheld State and Local Taxes, Senate	No Year		000	6275	001	-17,795,632.55	-----	-----	1,347,814.85	-----	<sup>4</sup> -19,143,447.40
Withheld State and Local Taxes, House of Representatives	No Year		000	6275	004	2,258.74	-----	-----	3,999.02	-----	<sup>4</sup> -1,740.28
Subtotal			000	6275		-17,793,373.81			1,351,813.87		-19,145,187.68
Other Federal Payroll Withholding, Allotments, Senate	No Year		000	6276	001	-3,225,114.44	-----	-----	297,236.95	-----	<sup>4</sup> -3,522,351.39
Other Federal Payroll Withholding, Allotments, House of Representatives	No Year		000	6276	004	417.84	-----	-----	-3,272.33	-----	3,690.17
Subtotal			000	6276		-3,224,696.60			293,964.62		-3,518,661.22
Copyright Owner's Royalty Fees, Net Operating Costs, Copyright Office, Library of Congress	No Year		003	6175	000	119,372.35	-----	-86,004,249.03	-86,004,731.68	-----	119,855.00
Unrealized Discount on Investments	No Year		003	6175	911	-47,466.48	-----	-5,762,038.93	-----	-----	-5,809,505.41
Investments in US Treasury Securities	No Year		003	6175	971	1,214,494,292.12	-----	91,766,287.96	-----	-----	1,306,260,580.08
Subtotal			003	6175		1,214,566,197.99			-86,004,731.68		1,300,570,929.67
Unearned Copyright Fees, Library of Congress	No Year		003	6206	000	839,788.80	-----	-1,143,034.65	-1,051,689.56	-----	748,443.71
Unrealized Discount on Investments	No Year		003	6206	911	-307.45	-----	-20,190.70	-----	-----	-20,498.15
Investments in US Treasury Securities	No Year		003	6206	971	7,186,801.61	-----	1,163,225.35	-----	-----	8,350,026.96
Subtotal			003	6206		8,026,282.96			-1,051,689.56		9,077,972.52
Unearned Catalog Card Fees, Library of Congress	No Year		003	6207	000	117,455.87	-----	-----	-3,170.05	-----	120,625.92
Employees' Payroll Allotment Account, United States Savings Bonds, Railroad Accounting Principles Board	No Year		009	6050	008	81.25	-----	-----	-----	-----	81.25
Withheld State and Local Taxes, Botanic Garden	No Year		009	6275	002	-9,675.27	-----	-----	-----	-----	<sup>4</sup> -9,675.27
Suspense, Botanic Garden	No Year		009	6875	002	680.24	-----	-----	-----	-----	680.24
Total, Legislative Branch						1,201,682,952.63	-----	-----	-85,413,812.80	-----	1,287,096,765.43
<b>Judicial Branch</b>											
Registry Funds, United States Courts, the Judiciary	No Year		010	6047	000	337,515,086.14	-----	-120,384,403.10	-100,614,775.56	-----	317,745,458.60
Unrealized Discount on Investments	No Year		010	6047	911	-82,709.56	-----	-4,816,043.83	-----	-----	-4,898,753.39
Investments in US Treasury Securities	No Year		010	6047	971	1,117,758,933.56	-----	125,200,446.93	-----	-----	1,242,959,380.49

Footnotes at End of Chapter



## Deposit Funds

Appropriation or Fund Account	Account Symbol					Balances, Beginning of Fiscal Year	Appropriations and Other Obligational Authority <sup>1</sup>	Transfers Borrowings and Investment (Net) <sup>2</sup>	Outlays (Net)	Balances Withdrawn and Other Transactions <sup>3</sup>	Balances, End of Fiscal Year
Title	Period of Availability	ATA	AID	MAIN	SUB						
	Subtotal		010	6047		1,455,191,310.14			-100,614,775.56		1,555,806,085.70
Employees' Payroll Allotment Account, United States Savings Bonds, United States Courts	No Year		010	6050	002	14,972.27	-----	-----	-----	-----	14,972.27
Withheld State and Local Taxes, United States Courts	No Year		010	6275	002	660,132.51	-----	-----	-498,808.32	-----	1,158,940.83
Deposits for Expenses of the Fifth International Appellate Judge Conference, the Judiciary	No Year		010	6854	000	3,953.00	-----	-----	-----	-----	3,953.00
Fees and Other Collections, Clerks of United States Courts and Register of Wills for the District of Columbia, the Judiciary	No Year		010	6855	000	<sup>5</sup> 763,367,062.78	-----	-----	-148,067,409.30	-----	911,434,472.08
Accounts Payable, Check Issue Underdrafts, the Judiciary	No Year		010	6999	000	1,246.81	-----	-----	-----	-----	1,246.81
Total, Judicial Branch						2,219,238,677.51	-----	-----	-249,180,993.18	-----	2,468,419,670.69
<b>Department of Agriculture</b>											
Packer Bond Trustee Account, Packers and Stockyards Administration	No Year		012	6018	000	549.89	-----	-----	-----	-----	549.89
Employees' Payroll Allotment Account, United States Savings Bonds, Central Voucher Payment Center	No Year		012	6050	040	-28,652.76	-----	-----	-28,652.76	-----	-----
Assessments on Imports of Beef and Pork Products, Agricultural Marketing Service	No Year		012	6148	000	13,967,397.95	-----	-----	162,258.56	-----	13,805,139.39
Surety Bonds, Perishable Agricultural Commodities, Agriculture	No Year		012	6171	000	469,134.70	-----	-----	310,000.00	-----	159,134.70
Tribal Organizations Insurance Premium Contributions to FEHB, Executive Operations, Agriculture	No Year		012	6189	000	4,630,302.39	-----	-----	2,933,916.00	-----	1,696,386.39
Withheld State and Local Taxes, Central Voucher Payment Center	No Year		012	6275	040	-1,159,204.83	-----	-----	330,010.76	-----	<sup>4</sup> -1,489,215.59
Other Federal Payroll Withholding, Allotments, National Finance Center, Agriculture	No Year		012	6276	040	189,767,024.24	-----	-----	4,412,792.59	-----	185,354,231.65
Direct Premium Remittance System, National Finance Center, Agriculture	No Year		012	6290	000	-73,223,231.94	-----	-----	-1,345,877.37	-----	<sup>4</sup> -71,877,354.57
Premiums for Federal Health Care High Risk Pool	No Year		012	6320	000	1,770.00	-----	-----	-----	-----	1,770.00
Cars Initiative, Administrative Billings and Collections (ABCO),	No Year		012	6322	000	8,000.79	-----	-----	-4,228.21	-----	12,229.00

Footnotes at End of Chapter

# Deposit Funds

Appropriation or Fund Account	Account Symbol					Balances, Beginning of Fiscal Year	Appropriations and Other Obligational Authority <sup>1</sup>	Transfers Borrowings and Investment (Net) <sup>2</sup>	Outlays (Net)	Balances Withdrawn and Other Transactions <sup>3</sup>	Balances, End of Fiscal Year
Title	Period of Availability	ATA	AID	MAIN	SUB						
<b>National Finance Center, Agriculture</b>											
Advances Without Orders from Non-Federal Sources, Forest Service, Agriculture	No Year		012	6500	011	249,152,570.56	-----	-----	-16,037,699.94	-----	265,190,270.50
Small Escrow Amounts, Office of the Inspector General	No Year		012	6501	009	38,592.61	-----	-----	-----	-----	38,592.61
Small Escrow Amounts, Natural Resources Conservation Service	No Year		012	6501	010	11,127.81	-----	-----	-----	-----	11,127.81
Small Escrow Amounts, Agriculture Research Service	No Year		012	6501	014	80,550.49	-----	-----	-----	-----	80,550.49
Small Escrow Amounts, Animal and Plant Health Inspection Service	No Year		012	6501	016	2,352,470.43	-----	-----	314,780.38	-----	2,037,690.05
Small Escrow Amounts, Agricultural Marketing Service	No Year		012	6501	025	4,401,144.51	-----	-----	-2,288,680.46	-----	6,689,824.97
Small Escrow Amounts, Foreign Agricultural Service	No Year		012	6501	029	4,791.32	-----	-----	-----	-----	4,791.32
Small Escrow Amounts, Food Nutrition Service	No Year		012	6501	035	30,922,592.04	-----	-----	2,034,549.09	-----	28,888,042.95
Small Escrow Amounts, Food Safety and Inspection Service	No Year		012	6501	037	1,765,508.37	-----	-----	1,309,074.51	-----	456,433.86
Small Escrow Amounts, National Finance Center, Agriculture	No Year		012	6501	040	7,812,708.55	-----	-----	4,915,386.63	-----	2,897,321.92
	Subtotal		012	6501		47,389,486.13	-----	-----	6,285,110.15	-----	41,104,375.98
<b>Total, Department of Agriculture</b>						430,975,147.12	-----	-----	-2,982,370.22	-----	433,957,517.34
<b>Department of Commerce</b>											
NMFS Property Forfeitures and Seizures, National Oceanic and Atmospheric Administration, Commerce	No Year		013	6214	014	10,906.36	-----	-----	-23,514.12	-----	34,420.48
Other Federal Payroll Withholding, Allotments, NOAA, Department of Commerce	No Year		013	6276	014	1,334,135.37	-----	-----	-2,639,903.74	-----	3,974,039.11
Advances Without Orders from Non-Federal Sources, Bureau of the Census, Department of Commerce	No Year		013	6500	004	-----	-----	-----	-168,941.20	-----	168,941.20
Small Escrow Amounts, Census	No Year		013	6501	004	952.96	-----	-----	-128.04	-----	1,081.00
Small Escrow Amounts, International Trade Administration	No Year		013	6501	012	18,937.20	-----	-----	-----	-----	18,937.20
Small Escrow Amounts, National Oceanic Atmospheric Administration, Commerce	No Year		013	6501	014	-47,990.08	-----	-----	54,703.17	-----	<sup>4</sup> -102,693.25
	Subtotal		013	6501		-28,099.92	-----	-----	54,575.13	-----	-82,675.05
Patent Cooperation Treaty Deposits, US Patent and Trademark Office, Commerce	No Year		013	6538	000	16,036,562.60	-----	-----	-73,928.17	-----	16,110,490.77
Special Studies, Services and Projects, International Trade	No Year		013	6540	012	27,767,155.75	-----	-----	-245,670.44	-----	28,012,826.19

Footnotes at End of Chapter

## Deposit Funds

Appropriation or Fund Account	Account Symbol					Balances, Beginning of Fiscal Year	Appropriations and Other Obligational Authority <sup>1</sup>	Transfers Borrowings and Investment (Net) <sup>2</sup>	Outlays (Net)	Balances Withdrawn and Other Transactions <sup>3</sup>	Balances, End of Fiscal Year
Title	Period of Availability	ATA	AID	MAIN	SUB						
Administration											
Special Studies, Services and Projects, Economic and Statistical Analysis	No Year		013	6540	015	134,921.51	-----	-----	-24,453.19	-----	159,374.70
Subtotal			013	6540		27,902,077.26			-270,123.63		28,172,200.89
Inspection and Grading of Fishery Products, National Oceanic and Atmospheric Administration	No Year		013	6541	000	1,626,927.00	-----	-----	89,596.27	-----	1,537,330.73
Customer Deposits, Patent and Trademark Office, Commerce	No Year		013	6542	000	123,280,080.97	-----	-----	-6,803,650.71	-----	130,083,731.68
Madrid Protocol Fees, U.S. Patent and Trademark Office	No Year		013	6554	000	783,411.82	-----	-----	92,509.61	-----	690,902.21
Total, Department of Commerce						170,946,001.46	-----	-----	-9,743,380.56	-----	180,689,382.02
<b>Department of Defense--Military Programs</b>											
<b>Department of the Army</b>											
Proceeds of Sales of Lost, Abandoned, or Unclaimed Personal Property, Army (T) <sup>6</sup>	No Year		021	6001	000	9,861.75	-----	-----	14,655.36	-----	-4,793.61
Personal Funds of Deceased, Mentally Incompetent or Missing Personnel, Army (T) <sup>6</sup>	No Year		021	6002	000	6,393.78	-----	-----	6,393.78	-----	-----
Pay of the Army, Deposit Fund (T) <sup>6</sup>	No Year		021	6010	000	-9,435,362.76	-----	-----	9,342,034.67	-----	-18,777,397.43
Collection of Seized Iraqi Assets, Army	No Year		021	6095	000	883,013.93	-----	-----	-----	-----	883,013.93
Disbursement of Seized Iraqi Assets, Army	No Year		021	6098	000	9,209,542.55	-----	-----	-----	-----	9,209,542.55
Payment of Unclaimed Moneys, Army	No Year		021	6133	000	-----	-----	-----	-68,991.05	-----	68,991.05
Thrift Savings Fund, Army	No Year		021	6229	000	152,139,286.61	-----	-----	-18,654,820.17	-----	170,794,106.78
Withheld State and Local Taxes, Army	No Year		021	6275	000	22,961,664.09	-----	-----	-27,563,422.51	-----	50,525,086.60
Other Federal Payroll Withholding, Allotments, Army	No Year		021	6276	000	640,736,617.53	-----	-----	-32,599,970.03	-----	673,336,587.56
Servicemen's Group Life Insurance Fund, Suspense, Army	No Year		021	6434	000	6,038,292.45	-----	-----	-3,996,293.51	-----	10,034,585.96
Advances Without Orders from Non-Federal Sources, Army	No Year		021	6500	000	14,772,688.45	-----	-----	-20,808,004.65	-----	35,580,693.10
Small Escrow Amounts, Army	No Year		021	6501	000	34,763,900.88	-----	-----	592,260.16	-----	34,171,640.72

Footnotes at End of Chapter

# Deposit Funds

Appropriation or Fund Account	Account Symbol					Balances, Beginning of Fiscal Year	Appropriations and Other Obligational Authority <sup>1</sup>	Transfers Borrowings and Investment (Net) <sup>2</sup>	Outlays (Net)	Balances Withdrawn and Other Transactions <sup>3</sup>	Balances, End of Fiscal Year
Title	Period of Availability	ATA	AID	MAIN	SUB						
Total, Department of the Army						872,085,899.26	-----	-----	-93,736,157.95	-----	965,822,057.21
<b>Department of the Navy</b>											
Personal Funds of Deceased, Mentally Incompetent or Missing Personnel, Navy (T) <sup>5</sup>	No Year		017	6002	000	412.28	-----	-----	-39.74	-----	452.02
Pay of the Navy, Deposit Fund (T) <sup>6</sup>	No Year		017	6025	000	54,753,883.68	-----	-----	2,488,931.98	-----	52,264,951.70
Pay of Marine Corps, Deposit Fund (T) <sup>6</sup>	No Year		017	6026	000	1,104,132.50	-----	-----	676,317.88	-----	427,814.62
Payment of Unclaimed Moneys, Navy	No Year		017	6133	000	-2,620,453.71	-----	-----	-5,069,361.75	-----	2,448,908.04
Thrift Savings Fund, Navy	No Year		017	6228	000	162,003,965.53	-----	-----	-11,636,899.41	-----	173,640,864.94
Withheld State and Local Taxes, Navy	No Year		017	6275	000	21,120,020.29	-----	-----	-3,075,785.09	-----	24,195,805.38
Other Federal Payroll Withholding, Allotments, Navy	No Year		017	6276	000	583,635.06	-----	-----	-493,393.59	-----	1,077,028.65
Advances Without Orders from Non-Federal Sources, Navy	No Year		017	6500	000	68,999.40	-----	-----	81,809.08	-----	<sup>4</sup> -12,809.68
Small Escrow Amounts, Navy	No Year		017	6501	000	46,495,898.86	-----	-----	12,340,753.89	-----	34,155,144.97
Foreign Cooperative Projects, Navy	No Year		017	6502	000	1,496,268,720.29	-----	-----	-282,629,900.08	-----	1,778,898,620.37
Civilian Employees Allotment Account, Navy	No Year		017	6705	000	36,674,870.71	-----	-----	-540,326.83	-----	37,215,197.54
Total, Department of the Navy						1,816,454,084.89	-----	-----	-287,857,893.66	-----	2,104,311,978.55
<b>Department of the Air Force</b>											
Proceeds of Sales of Lost, Abandoned, or Unclaimed Personal Property, Air Force (T) <sup>5</sup>	No Year		057	6001	000	904,306.90	-----	-----	-186,195.97	-----	1,090,502.87
Pay of the Air Force, Deposit Fund (T) <sup>6</sup>	No Year		057	6010	000	-5,282,457.32	-----	-----	2,547,304.28	-----	-7,829,761.60
Withheld Allotment of Compensation for Payment of Employee Organization Dues, Air Force	No Year		057	6075	000	104,162.96	-----	-----	-453.16	-----	104,616.12
Foreign Taxes Withheld, Air Force	No Year		057	6129	000	739,095.68	-----	-----	-364,654.48	-----	1,103,750.16
Employee and Employer Contributions, Foreign Government Social Security and Related Programs, Air Force	No Year		057	6130	000	2,950,109.50	-----	-----	-228,072.27	-----	3,178,181.77
Employee and Employer Contributions, Private Insurance Plans, Air	No Year		057	6131	000	1,136,908.22	-----	-----	238,538.30	-----	898,369.92

Footnotes at End of Chapter

## Deposit Funds

Appropriation or Fund Account	Account Symbol					Balances, Beginning of Fiscal Year	Appropriations and Other Obligational Authority <sup>1</sup>	Transfers Borrowings and Investment (Net) <sup>2</sup>	Outlays (Net)	Balances Withdrawn and Other Transactions <sup>3</sup>	Balances, End of Fiscal Year
Title	Period of Availability	ATA	AID	MAIN	SUB						
Force											
Payment of Unclaimed Moneys, Air Force	No Year		057	6133	000	149,220.78	-----	-----	-9,530,237.09	-----	9,679,457.87
Amounts Withheld for Group Life Insurance, National Guard Members, Air Force	No Year		057	6136	000	403,953.82	-----	-----	214,643.16	-----	189,310.66
Thrift Savings Fund, Air Force	No Year		057	6230	000	141,332,330.52	-----	-----	256,388,248.31	-----	<sup>4</sup> -115,055,917.79
Withheld State and Local Taxes, Air Force	No Year		057	6275	000	40,679,061.02	-----	-----	-39,761,685.08	-----	80,440,746.10
Other Federal Payroll Withholding, Allotments, Air Force	No Year		057	6276	000	755,511,916.86	-----	-----	-18,433,677.89	-----	773,945,594.75
Servicemen's Group Life Insurance Fund, Suspense, Air Force	No Year		057	6434	000	335,571.35	-----	-----	-9,373,876.66	-----	9,709,448.01
Advances Without Orders from Non-Federal Sources, Air Force	No Year		057	6500	000	11,576.63	-----	-----	11,260.28	-----	316.35
Small Escrow Amounts, Air Force	No Year		057	6501	000	137,908.84	-----	-----	26,871.25	-----	111,037.59
Total, Department of the Air Force						939,113,665.76	-----	-----	181,548,012.98	-----	757,565,652.78
<b>Defense Agencies</b>											
Proceeds of Sale of Lost, Abandoned or Unclaimed Personal Property, Office of the Secretary of Defense (T) <sup>5</sup>	No Year		097	6001	000	105,670.01	-----	-----	628.63	-----	105,041.38
Employees' Payroll Allotment Account, United States Savings Bonds, Secretary of Defense	No Year		097	6050	000	106,200.00	-----	-----	-----	-----	106,200.00
Employee and Employer Contributions, Foreign Government Social Security and Related Programs, Office of the Secretary of Defense	No Year		097	6130	000	87,116.22	-----	-----	-----	-----	87,116.22
Amounts Withheld for Civilian Pay Allotments, Office of the Secretary of Defense	No Year		097	6134	000	5,218,119.93	-----	-----	3,460,470.74	-----	1,757,649.19
Thrift Savings Fund, Defense	No Year		097	6231	000	-1,029,929.44	-----	-----	-237,509,942.98	-----	236,480,013.54
Withheld State and Local Taxes, Secretary of Defense	No Year		097	6275	000	285,744,764.75	-----	-----	-41,444,643.01	-----	327,189,407.76
Other Federal Payroll Withholding, Allotments, Defense Agencies	No Year		097	6276	000	216,764.24	-----	-----	-838,529.79	-----	1,055,294.03
Advances Without Orders from Non-Federal Sources, Defense Agencies	No Year		097	6500	000	93,958,366.08	-----	-----	-28,195,149.52	-----	122,153,515.60
Small Escrow Amounts, Defense	No Year		097	6501	000	818,012,320.95	-----	-----	469,310,873.28	-----	348,701,447.67

Footnotes at End of Chapter

# Deposit Funds

Appropriation or Fund Account	Account Symbol					Balances, Beginning of Fiscal Year	Appropriations and Other Obligational Authority <sup>1</sup>	Transfers Borrowings and Investment (Net) <sup>2</sup>	Outlays (Net)	Balances Withdrawn and Other Transactions <sup>3</sup>	Balances, End of Fiscal Year
Title	Period of Availability	ATA	AID	MAIN	SUB						
Total, Defense Agencies						1,202,419,392.74	-----	-----	164,783,707.35	-----	1,037,635,685.39
Total, Department of Defense--Military Programs						4,830,073,042.65	-----	-----	-35,262,331.28	-----	4,865,335,373.93
<b>Department of Education</b>											
Pending Grantbacks, Education	No Year		091	6191	000	1,987,237.68	-----	-----	-419,954.22	-----	2,407,191.90
HEA Title IV Financial Guarantees Deposits, Education	No Year		091	6193	000	186,556,373.86	-----	-----	-18,425,439.56	-----	204,981,813.42
Advances Without Orders from Non-Federal Sources, Education	No Year		091	6500	000	632,075.72	-----	-----	-26,708.25	-----	658,783.97
Small Escrow Amounts, Education	No Year		091	6501	000	5,476.68	-----	-----	-47,687.63	-----	53,164.31
Total, Department of Education						189,181,163.94	-----	-----	-18,919,789.66	-----	208,100,953.60
<b>Department of Energy</b>											
Unclaimed Money Due Creditors of Contractors with the United States Under Cost-Plus-A-Fixed-Fee Contracts, Departmental Operations, Energy	No Year		089	6090	000	933,654.93	-----	-----	-----	-----	933,654.93
WAPA Passthrough Collections for Non-Federal Power, Energy	No Year		089	6194	000	4,698,660.97	-----	-----	4,358,762.46	-----	339,898.51
Withheld State and Local Taxes, Energy	No Year		089	6275	000	4,393,966.85	-----	-----	-315,239.35	-----	4,709,206.20
Other Federal Payroll Withholding, Allotments, Energy	No Year		089	6276	000	172,751.57	-----	-----	-48,302.80	-----	221,054.37
Fees Paid Under Protest (FERC), Energy	No Year		089	6430	000	25,731,982.19	-----	-----	-3,797,427.22	-----	29,529,409.41
Advances Without Orders from Non-Federal Sources	No Year		089	6500	000	130,297,305.36	-----	-----	-28,000,275.90	-----	158,297,581.26
Small Escrow Amounts	No Year		089	6501	000	33,067.62	-----	-----	-76,408.31	-----	109,475.93
Total, Department of Energy						166,261,389.49	-----	-----	-27,878,891.12	-----	194,140,280.61
<b>Department of Health and Human Services</b>											
Personal Funds and Earnings of Patients, Public Health Service Hospitals, Health Resources and Services Administration	No Year		075	6087	000	3,227.18	-----	-----	-----	-----	3,227.18
Collections of Past-Due Support from Federal Tax Refunds,	No Year		075	6234	000	59,417,124.95	-----	-----	35,995,333.92	-----	23,421,791.03

Footnotes at End of Chapter

## Deposit Funds

Appropriation or Fund Account	Account Symbol					Balances, Beginning of Fiscal Year	Appropriations and Other Obligational Authority <sup>1</sup>	Transfers Borrowings and Investment (Net) <sup>2</sup>	Outlays (Net)	Balances Withdrawn and Other Transactions <sup>3</sup>	Balances, End of Fiscal Year
Title	Period of Availability	ATA	AID	MAIN	SUB						
<b>Administration for Children and Families</b>											
Civil Monetary Penalties Imposed on Nursing Facilities, Centers for Medicare and Medicaid Services, Health and Human Services	No Year		075	6240	000	22,713,325.84	-----	-----	-1,894,804.01	-----	24,608,129.85
Withheld State and Local Taxes, Departmental Management	No Year		075	6275	001	42,850,015.94	-----	-----	-17,840,991.11	-----	60,691,007.05
Other Federal Payroll Withholding, Allotments, Departmental Management	No Year		075	6276	001	16,308,928.37	-----	-----	-17,111.95	-----	16,326,040.32
Other Federal Payroll Withholding Allotments, National Institutes of Health, Health and Human Services	No Year		075	6276	008	648,264.75	-----	-----	-902,414.25	-----	1,550,679.00
	Subtotal		075	6276		16,957,193.12			-919,526.20		17,876,719.32
Payment to States from Receipts for Child Support, Administration for Children and Families	No Year		075	6288	000	381,861.34	-----	-----	-----	-----	381,861.34
Small Escrow Amounts, Health Care Financing Administration Total, Department of Health and Human Services	No Year		075	6501	005	77,916,817.11	-----	-----	-120,600,968.82	-----	198,517,785.93
						220,239,565.48	-----	-----	-105,260,956.22	-----	325,500,521.70
<b>Department of Homeland Security</b>											
Seized Currency, Treasury Forfeiture Fund, Treasury	No Year		020	6511	006	143,223,541.63	-----	390,164,000.00	484,558,897.91	-----	48,828,643.72
Unrealized Discount on Investments	No Year		020	6511	911	-100,901.95	-----	-4,609,390.50	-----	-----	-4,710,292.45
Investments in US Treasury Securities	No Year		020	6511	971	2,882,912,901.95	-----	-385,554,609.50	-----	-----	2,497,358,292.45
	Subtotal		020	6511		3,026,035,541.63			484,558,897.91		2,541,476,643.72
Duties Collected for the Virgin Islands Government, United States Customs Service	No Year		070	6157	005	2,634,489.39	-----	-----	-2,734,666.69	-----	5,369,156.08
Abandoned or Other Unclaimed Property	No Year		070	6199	000	56,366.81	-----	-----	-1.38	-----	56,368.19
General Deposits and Payments, Homeland Security	No Year		070	6200	000	101,346,329.15	-----	-----	12,558,331.41	-----	88,787,997.74
Pay of the United States Coast Guard, Deposit Fund	No Year		070	6270	000	127,800.00	-----	-----	-69,700.00	-----	197,500.00
Other Federal Payroll Withholding Allotments (INS)	No Year		070	6276	001	8,012.14	-----	-----	-----	-----	8,012.14
Other Federal Payroll Withholding, Allotments (USCG)	No Year		070	6276	019	34,584.08	-----	-----	-----	-----	34,584.08
	Subtotal		070	6276		42,596.22			-----	-----	42,596.22
Advances Without Orders from Non-Federal Sources (USCS)	No Year		070	6500	005	532,651.88	-----	-----	-2,916,254.26	-----	3,448,906.14

Footnotes at End of Chapter

# Deposit Funds

Appropriation or Fund Account	Account Symbol					Balances, Beginning of Fiscal Year	Appropriations and Other Obligational Authority <sup>1</sup>	Transfers Borrowings and Investment (Net) <sup>2</sup>	Outlays (Net)	Balances Withdrawn and Other Transactions <sup>3</sup>	Balances, End of Fiscal Year
Title	Period of Availability	ATA	AID	MAIN	SUB						
Small Escrow Amounts, United States Secret Service, Homeland Security	No Year		070	6501	004	3,295,372.16	-----	-----	-855,736.73	-----	4,151,108.89
Small Escrow Amounts (FLETC)	No Year		070	6501	012	1,648,597.35	-----	-----	-530,792.55	-----	2,179,389.90
	Subtotal		070	6501		4,943,969.51			-1,386,529.28		6,330,498.79
Seized Genuine Cash, U.S. Secret Service, Homeland Security	No Year		070	6511	004	5,880,700.64	-----	-----	1,040,746.92	-----	4,839,953.72
Customs Programs Escrow, USCS	No Year		070	6512	005	414,604,758.38	-----	-----	-206,378,568.98	-----	620,983,327.36
Deposits of Cash to Secure Immigration Bonds, INS	No Year		070	6697	000	1,852,901,798.91	-----	-----	30,954,022.53	-----	1,821,947,776.38
Undistributed Interest on U.S. Treasury Bonds or Notes Held as Collateral, INS	No Year		070	6698	000	43,982.47	-----	-----	-----	-----	43,982.47
Total, Department of Homeland Security						5,409,150,984.99	-----	-----	315,626,278.18	-----	5,093,524,706.81
<b>Department of Housing and Urban Development</b>											
Small Escrow Amounts, Federal Housing Administration, Housing and Urban Development	No Year		086	6501	001	-----	-----	-2,049,400.43	-2,049,400.43	-----	-----
Funds Held Outside the Treasury	No Year		086	6501	921	18,000,573.49	-----	2,049,400.43	-----	-----	20,049,973.92
	Subtotal		086	6501		18,000,573.49			-2,049,400.43		20,049,973.92
Contract Wage Underpayments, Davis-Bacon Act, Housing and Urban Development	No Year		086	6758	000	2,040,677.34	-----	-----	542,095.59	-----	1,498,581.75
Funds Received from Excess Community Development Block Grant Program Income, Housing and Urban Development	No Year		086	6760	000	5,061,614.31	-----	-----	-11,871,118.36	-----	16,932,732.67
Total, Department of Housing and Urban Development						25,102,865.14	-----	-----	-13,378,423.20	-----	38,481,288.34
<b>Department of the Interior</b>											
Deposit of Revenues Received from Mineral Leases on Lands Withdrawn for Alaskan Native Selection, Office of Natural Resources Revenue, Interior	No Year		014	6029	000	91,491.20	-----	-17,144,640.04	-26,345,125.41	-----	9,291,976.57
Unrealized Discount on Investments	No Year		014	6029	911	-916.61	-----	-356,593.00	-----	-----	-357,509.61
Investments in US Treasury Securities	No Year		014	6029	971	6,592,860.83	-----	17,501,233.04	-----	-----	24,094,093.87
	Subtotal		014	6029		6,683,435.42			-26,345,125.41		33,028,560.83
Individual Indian Money, Bureau of Indian Affairs	No Year		014	6039	000	71,170,232.28	-----	-31,295,115.00	-38,482,474.28	-----	7 78,357,591.56

Footnotes at End of Chapter



## Deposit Funds

Appropriation or Fund Account  Title	Account Symbol					Balances, Beginning of Fiscal Year	Appropriations and Other Obligational Authority <sup>1</sup>	Transfers Borrowings and Investment (Net) <sup>2</sup>	Outlays (Net)	Balances Withdrawn and Other Transactions <sup>3</sup>	Balances, End of Fiscal Year
	Period of Availability	ATA	AID	MAIN	SUB						
Unrealized Discount on Investments	No Year		014	6039	911	54,978.62	-----	-92,986.63	-----	-----	-38,008.01
Investments in US Treasury Securities	No Year		014	6039	971	45,120,833.19	-----	31,388,101.63	-----	-----	76,508,934.82
Subtotal			014	6039		116,346,044.09			-38,482,474.28		154,828,518.37
Non-Trust Deposits and Bids for Indian Lands and Natural Resources, Bureau of Indian Affairs	No Year		014	6053	000	9,256,245.39	-----	-----	-953,916.68	-----	10,210,162.07
Deposits of Proceeds of Lands Withdrawn for Native Selection, Bureau of Indian Affairs	No Year		014	6140	000	.01	-----	19,888.78	19,888.78	-----	7.01
Unrealized Discount on Investments	No Year		014	6140	911	-174,345.22	-----	-----	-----	-----	-174,345.22
Investments in US Treasury Securities	No Year		014	6140	971	8,064,314.96	-----	-19,888.78	-----	-----	8,044,426.18
Subtotal			014	6140		7,889,969.75			19,888.78		7,870,080.97
Withheld State and Local Taxes, Office of the Secretary	No Year		014	6275	001	27,110.27	-----	-----	-25,228,160.91	-----	25,255,271.18
Withheld State and Local Taxes, Office of Youth Programs	No Year		014	6275	029	-103,313.73	-----	-----	-----	-----	<sup>4</sup> -103,313.73
Subtotal			014	6275		-76,203.46			-25,228,160.91		25,151,957.45
Other Federal Payroll Withholding, Allotments, Office of the Secretary	No Year		014	6276	001	274,692,363.19	-----	-----	-196,243,656.07	-----	470,936,019.26
Miscellaneous Unearned Collections, Bureau of Land Management (T) <sup>6</sup>	No Year		014	6285	000	2,969,746.76	-----	-----	-1,492,346.81	-----	4,462,093.57
Advances Without Orders from Non-Federal Sources, Bureau of Reclamation	No Year		014	6500	006	116,398,695.85	-----	-----	29,583,092.63	-----	86,815,603.22
Advances Without Orders from Non-Federal Sources, U.S. Geological Survey	No Year		014	6500	008	2,440,689.10	-----	-----	667,234.78	-----	1,773,454.32
Advances Without Orders from Non-Federal Sources, Bureau of Land Management	No Year		014	6500	011	83,822,572.65	-----	-----	-35,802,862.49	-----	119,625,435.14
Advances Without Orders from Non-Federal Sources, Fish and Wildlife Service	No Year		014	6500	016	33,868.38	-----	-----	866.42	-----	33,001.96
Advances Without Orders from Non-Federal Sources, Bureau of Ocean Energy Management	No Year		014	6500	019	16,780,583.09	-----	-----	-421,360,418.00	-----	438,141,001.09
Subtotal			014	6500		219,476,409.07			-426,912,086.66		646,388,495.73
Small Escrow Amounts, National Park Service	No Year		014	6501	010	1,566,396.10	-----	-----	396,209.04	-----	1,170,187.06
Small Escrow Amounts, Fish and Wildlife Service, Interior	No Year		014	6501	016	2,350,008.75	-----	-----	-402,507.15	-----	2,752,515.90
Small Escrow Amounts, Office of Surface Mining	No Year		014	6501	018	144,590.22	-----	-----	-25,075.62	-----	169,665.84

Footnotes at End of Chapter

# Deposit Funds

Appropriation or Fund Account	Account Symbol					Balances, Beginning of Fiscal Year	Appropriations and Other Obligational Authority <sup>1</sup>	Transfers Borrowings and Investment (Net) <sup>2</sup>	Outlays (Net)	Balances Withdrawn and Other Transactions <sup>3</sup>	Balances, End of Fiscal Year
Title	Period of Availability	ATA	AID	MAIN	SUB						
Small Escrow Amount, Bureau of Indian Affairs	No Year		014	6501	020	3,305,595.16	-----	-----	-549,408.53	-----	3,855,003.69
Subtotal			014	6501		7,366,590.23			-580,782.26		7,947,372.49
Deposits, Outer Continental Shelf Lands Act, Bonus Bids, Office of Natural Resources Revenue, Interior	No Year		014	6705	000	109,936.93	-----	-38,412,744.01	-38,533,282.51	-----	230,475.43
Unrealized Discount on Investments	No Year		014	6705	911	-----	-----	-234,951.32	-----	-----	-234,951.32
Investments in US Treasury Securities	No Year		014	6705	971	-----	-----	38,647,695.33	-----	-----	38,647,695.33
Subtotal			014	6705		109,936.93			-38,533,282.51		38,643,219.44
Deposits, Alaska National Interest Lands Conservation Act, Bureau of Land Management	No Year		014	6801	000	417,558.00	-----	-----	-13,451.38	-----	431,009.38
Tribal Trust Accounts, Office the Special Trustee for American Indians	No Year		014	6803	000	14,889,756.26	-----	-145,434,073.76	-144,211,037.00	-----	13,666,719.50
Unrealized Discount on Investments	No Year		014	6803	911	4,206,316.02	-----	-801,937.29	-----	-----	3,404,378.73
Investments in US Treasury Securities	No Year		014	6803	971	-6,333,898,927.77	-----	146,236,011.05	-----	-----	-6,187,662,916.72
Subtotal			014	6803		-6,314,802,855.49			-144,211,037.00		-6,170,591,818.49
Suspense, Office of Youth Programs	No Year		014	6875	029	-28,996.17	-----	-----	-----	-----	<sup>4</sup> -28,996.17
Total, Department of the Interior						-5,669,699,756.29	-----	-----	-898,976,431.19	-----	-4,770,723,325.10
<b>Department of Justice</b>											
War Claims Fund, Foreign Claims Settlement Commission (T), Justice <sup>6</sup>	No Year		015	6078	000	184,014.96	-----	-----	-----	-----	184,014.96
Alien Property Fund, World War II (T) <sup>6</sup>	No Year		015	6084	000	351,748.18	-----	-----	-----	-----	351,748.18
Funds of Federal Prisoners (T), Justice <sup>6</sup>	No Year		015	6085	000	156,779,813.84	-----	-----	25,821,092.26	-----	130,958,721.58
Withheld State and Local Taxes, General Legal Activities	No Year		015	6275	001	88,884,041.12	-----	-----	-4,377,606.72	-----	93,261,647.84
Withheld State and Local Taxes, Federal Prison System	No Year		015	6275	010	47,125.00	-----	-----	46,798.79	-----	326.21
Withheld State and Local Taxes, Drug Enforcement Administration	No Year		015	6275	011	4,025,116.86	-----	-----	528,566.10	-----	3,496,550.76
Withheld State and Local Taxes, United States Marshals Service	No Year		015	6275	018	-----	-----	-----	-2,517.12	-----	2,517.12
Subtotal			015	6275		92,956,282.98			-3,804,758.95		96,761,041.93
Other Federal Payroll Withholding, Allotments, General Legal	No Year		015	6276	001	-86,824,655.90	-----	-----	5,730,063.48	-----	<sup>4</sup> -92,554,719.38

Footnotes at End of Chapter

## Deposit Funds

Appropriation or Fund Account	Account Symbol					Balances, Beginning of Fiscal Year	Appropriations and Other Obligational Authority <sup>1</sup>	Transfers Borrowings and Investment (Net) <sup>2</sup>	Outlays (Net)	Balances Withdrawn and Other Transactions <sup>3</sup>	Balances, End of Fiscal Year
Title	Period of Availability	ATA	AID	MAIN	SUB						
Activities											
Small Escrow Amounts, Drug Enforcement Administration	No Year		015	6501	011	-----	-----	-----	-236.76	-----	236.76
Small Escrow Amounts, United States Marshals Service	No Year		015	6501	018	6,797.16	-----	-----	-72,807.44	-----	79,604.60
Subtotal			015	6501		6,797.16			-73,044.20		79,841.36
Seized Assets Fund, Justice	No Year		015	6874	000	1,192,416,429.95	-----	-----	-35,338,917.36	-----	1,227,755,347.31
Unrealized Discount on Investments	No Year		015	6874	911	-1,199,070.69	-----	-23,298,038.18	-----	-----	-24,497,108.87
Investments in US Treasury Securities	No Year		015	6874	971	1,581,199,070.69	-----	23,298,038.18	-----	-----	1,604,497,108.87
Subtotal			015	6874		2,772,416,429.95			-35,338,917.36		2,807,755,347.31
Fees and Other Collections, United States Marshals Service	No Year		015	6876	018	9,290,229.47	-----	-----	-4,285,679.54	-----	13,575,909.01
Total, Department of Justice						2,945,160,660.64	-----	-----	-11,951,244.31	-----	2,957,111,904.95
<b>Department of Labor</b>											
Wages of Employees of Contractors, Wage and Hour Division, Labor	No Year		016	6022	000	5,207,616.21	-----	-----	-----	-----	5,207,616.21
Small Escrow Amounts, Employment and Training Administration, Labor	No Year		016	6501	003	692,336.13	-----	-----	-----	-----	692,336.13
Small Escrow Amounts, Office of the Assistant Secretary, Labor	No Year		016	6501	014	4,739.29	-----	-----	-----	-----	4,739.29
Subtotal			016	6501		697,075.42			-----		697,075.42
Wage and Hour and Public Contracts Restitution Fund, Labor	No Year		016	6507	000	168,032,436.84	-----	-----	-19,628,603.86	-----	187,661,040.70
Back Wage Restitution Fund, Employment Standards Administration	No Year		016	6508	000	2,940,512.64	-----	-----	-1,288,748.46	-----	4,229,261.10
Total, Department of Labor						176,877,641.11	-----	-----	-20,917,352.32	-----	197,794,993.43
<b>Department of State</b>											
Deposit of Severance Reserves, State	No Year		019	6036	000	2,003,161.11	-----	-----	-----	-----	2,003,161.11
Deposit Fund, United Nations Compensation Commission Claims, State	No Year		019	6037	000	1,284,205.85	-----	-----	-----	-----	1,284,205.85
Resolution of Iraqi Claims, State	No Year		019	6038	000	50,000.00	-----	-----	-----	-----	50,000.00
Employees' Payroll Allotment Account, United States Savings	No Year		019	6050	000	691,605.70	-----	-----	-----	-----	691,605.70

Footnotes at End of Chapter

# Deposit Funds

Appropriation or Fund Account	Account Symbol					Balances, Beginning of Fiscal Year	Appropriations and Other Obligational Authority <sup>1</sup>	Transfers Borrowings and Investment (Net) <sup>2</sup>	Outlays (Net)	Balances Withdrawn and Other Transactions <sup>3</sup>	Balances, End of Fiscal Year
Title	Period of Availability	ATA	AID	MAIN	SUB						
<b>Bonds, State</b>											
Proceeds from Estates of American Citizens Who Die Abroad, State	No Year		019	6066	000	64,167.21	-----	-----	-13,077.44	-----	77,244.65
Employee and Employer Contributions, Foreign Government Social Security and Related Programs, State	No Year		019	6130	000	33,427,111.57	-----	-----	-11,256,548.55	-----	44,683,660.12
Payment of Unclaimed Moneys, State (T) <sup>6</sup>	No Year		019	6133	000	1,332,307.36	-----	-----	-469.00	-----	1,332,776.36
Bosnia Federation Defense Fund -- Saudi Arabia, United Arab Emirates, Kuwait, Et Al, State	No Year		019	6166	000	3,077,622.25	-----	-----	-----	-----	3,077,622.25
Bosnia Federation - General Contract Account, State	No Year		019	6166	008	-2,556,602.82	-----	-----	-----	-----	<sup>4</sup> -2,556,602.82
Funds of Bosnia Federation for Training and Equipment, State	No Year		019	6166	009	-477,912.64	-----	-----	-----	-----	<sup>4</sup> -477,912.64
			019	6166		43,106.79	-----	-----	-----	-----	43,106.79
			019	6223		135,824,784.00	-----	-90,278,587.05	45,546,196.95	-----	-----
Republic of Sudan Claims Settlement Fund, State	No Year		019	6223	911	-----	-----	-73,788.07	-----	-----	-73,788.07
Unrealized Discount on Investments	No Year		019	6223	971	-----	-----	90,352,375.12	-----	-----	90,352,375.12
Investments in US Treasury Securities	No Year		019	6223		135,824,784.00	-----	-----	45,546,196.95	-----	90,278,587.05
			019	6224	000	4,603.95	-----	-----	-----	-----	4,603.95
Settlement of Claims Against Libya, State	No Year		019	6225	000	25,184,767.89	-----	-----	-2,901,867.76	-----	28,086,635.65
Saudi Arabian Critical Infrastructure Protection Fund, State	No Year		019	6226	000	1,319,603.45	-----	-----	-----	-----	1,319,603.45
France Holocaust Deportation Claims Settlement Fund, State	No Year		019	6227	000	179,539.07	-----	-----	-----	-----	179,539.07
Belgium Pension Claims Settlement Fund, State	No Year		019	6276	000	21,411,968.86	-----	-----	-37,982.33	-----	21,449,951.19
Other Federal Payroll Withholding, Allotments, State	No Year		019	6755	000	21,726,571.46	-----	-----	-5,050,591.33	-----	26,777,162.79
General Deposits, State	No Year		019	6807	000	5,559.32	-----	-----	-----	-----	5,559.32
Unearned Passport and Application Fees, State (T) <sup>6</sup>	No Year		019	6809	000	21,010,552.49	-----	-----	-22,665,396.07	-----	43,675,948.56
Suspense Deposits Abroad, State	No Year		019	6999	000	.90	-----	-----	-----	-----	.90
Accounts Payable, Check Issue Underdrafts, State	No Year		019	6999	000	.90	-----	-----	-----	-----	.90
<b>Total, Department of State</b>						<b>265,563,616.98</b>	<b>-----</b>	<b>-----</b>	<b>3,620,264.47</b>	<b>-----</b>	<b>261,943,352.51</b>
<b>Department of Transportation</b>											
Unrealized Discount on Investments	No Year		069	6012	911	-6,461.20	-----	-----	-----	-----	-6,461.20
Investments in US Treasury Securities	No Year		069	6012	971	356,000.00	-----	-----	-----	-----	356,000.00

## Deposit Funds

Appropriation or Fund Account	Account Symbol					Balances, Beginning of Fiscal Year	Appropriations and Other Obligational Authority <sup>1</sup>	Transfers Borrowings and Investment (Net) <sup>2</sup>	Outlays (Net)	Balances Withdrawn and Other Transactions <sup>3</sup>	Balances, End of Fiscal Year
Title	Period of Availability	ATA	AID	MAIN	SUB						
	Subtotal		069	6012		349,538.80					349,538.80
Maritime Guaranteed Loan Escrow Fund, Maritime Administration, Transportation	No Year		069	6040	000	1,060,852.63	-----	-141,280.00	-434,693.30	-----	1,354,265.93
Unrealized Discount on Investments	No Year		069	6040	911	-161.90	-----	-6,168.74	-----	-----	-6,330.64
Investments in US Treasury Securities	No Year		069	6040	971	956,490.90	-----	147,448.74	-----	-----	1,103,939.64
	Subtotal		069	6040		2,017,181.63			-434,693.30		2,451,874.93
Withheld State and Local Taxes, Federal Aviation Administration	No Year		069	6275	013	28.20	-----	-----	28.20	-----	-----
Other Federal Payroll Withholding, Allotments, Office of the Secretary	No Year		069	6276	001	-2,653,663.94	-----	-----	158,915.43	-----	<sup>4</sup> -2,812,579.37
Other Federal Payroll Withholding, Allotments, Federal Highway Administration	No Year		069	6276	005	215,623.50	-----	-----	-49,997.05	-----	265,620.55
Other Federal Payroll Withholding, Allotments, National Highway Traffic Safety Administration	No Year		069	6276	006	23,835.40	-----	-----	-13,311.16	-----	37,146.56
Other Federal Payroll Withholding, Allotments, Federal Railroad Administration	No Year		069	6276	007	54,987.83	-----	-----	-38,627.11	-----	93,614.94
Other Federal Payroll Withholding, Allotments, Transportation Systems Center	No Year		069	6276	009	317.54	-----	-----	-124.01	-----	441.55
Other Federal Payroll Withholding, Allotments, Federal Transit Administration	No Year		069	6276	011	1,859,118.24	-----	-----	136,949.94	-----	1,722,168.30
Other Federal Payroll Withholding, Allotments, Federal Aviation Administration	No Year		069	6276	013	-244,360.28	-----	-----	163,840.32	-----	<sup>4</sup> -408,200.60
Other Federal Payroll Withholding, Allotments, Pipeline and Hazardous Materials Safety Administration, Transportation	No Year		069	6276	014	72,762.51	-----	-----	56,842.14	-----	15,920.37
Other Federal Payroll Withholding, Allotments Maritime Administration	No Year		069	6276	017	248,134.74	-----	-----	5,093.69	-----	243,041.05
Other Federal Payroll Withholdings, Allotments, Federal Motor Carrier Safety Administration	No Year		069	6276	026	248,874.95	-----	-----	-32,231.87	-----	281,106.82
Other Federal Payroll Withholding, Allotments, Transportation Security Administration	No Year		069	6276	030	37,225.57	-----	-----	145.00	-----	37,080.57
	Subtotal		069	6276		-137,143.94			387,495.32		-524,639.26
Advances Without Orders from Non-Federal Sources, Federal	No Year		069	6500	013	2,980,599.84	-----	-----	1,770,696.94	-----	1,209,902.90

Footnotes at End of Chapter

# Deposit Funds

Appropriation or Fund Account	Account Symbol					Balances, Beginning of Fiscal Year	Appropriations and Other Obligational Authority <sup>1</sup>	Transfers Borrowings and Investment (Net) <sup>2</sup>	Outlays (Net)	Balances Withdrawn and Other Transactions <sup>3</sup>	Balances, End of Fiscal Year
Title	Period of Availability	ATA	AID	MAIN	SUB						
Aviation Administration, Transportation											
Unearned Fees for Registration and Recordation of Aircraft, Federal Aviation Administration, (T) Transportation <sup>6</sup>	No Year		069	6548	000	-393,912.94	-----	-----	-393,912.94	-----	-----
Unearned Copying Fees, Federal Aviation Administration (T), Transportation <sup>6</sup>	No Year		069	6551	000	901,111.78	-----	-----	-----	-----	901,111.78
Proceeds from Sale of Surplus Property, Federal Aviation Administration, Transportation	No Year		069	6887	000	52,548.64	-----	-----	-----	-----	52,548.64
Total, Department of Transportation						5,769,952.01	-----	-----	1,329,614.22	-----	4,440,337.79
<b>Department of the Treasury</b>											
Proceeds and Payment of Certain Unpaid Checks, Treasury	No Year		020	6045	000	17,999,210.09	-----	-----	-215,133.13	-----	18,214,343.22
Proceeds of Withheld Foreign Checks, Treasury	No Year		020	6048	000	1,459.85	-----	-----	-----	-----	1,459.85
Debt Management Operations, Treasury	No Year		020	6092	000	2,962,863.63	-----	-----	-3,386,962.41	-----	6,349,826.04
Payment of Unclaimed Moneys, Treasury	No Year		020	6133	000	889,527,465.30	-----	-----	-83,804,595.12	-----	973,332,060.42
Proceeds and Payments of Enrollee's Share of the Health Coverage Tax Credit, Internal Revenue Service, Treasury	No Year		020	6163	000	40,181.65	-----	-----	37,496.45	-----	2,685.20
Collections, Regional Support Activities, Deposit Fund, Treasury	No Year		020	6173	000	95,285,400.24	-----	-----	31,684,222.51	-----	63,601,177.73
Proceeds and Collections, Regional Deposit Fund Account, Treasury	No Year		020	6177	000	4,318,852.29	-----	-----	-262,285.16	-----	<sup>7</sup> 4,581,137.45
Fiscal Service Support, General Deposits, Treasury	No Year		020	6179	000	2,612,366,045.63	-----	-----	829,347,276.84	-----	<sup>7</sup> 1,783,018,768.79
Treasury Control System Reversals	No Year		020	6182	000	568,221.46	-----	-----	-557,385.76	-----	1,125,607.22
Financial Services, Unknown Deposits and Refunds, Treasury	No Year		020	6186	000	7,109,296.98	-----	-----	-1,928,303.42	-----	<sup>7</sup> 9,037,600.40
General Deposits, Administrative Management Division, Bureau of the Fiscal Service, Treasury	No Year		020	6187	000	3,959,121,665.23	-----	-----	215,580,519.14	-----	<sup>7</sup> 3,743,541,146.09
Kennedy Center Revenue Bond Sinking Fund, Treasury	No Year		020	6311	000	-----	-----	-512,251.21	-512,251.21	-----	-----
Unrealized Discount on Investments	No Year		020	6311	911	-752.51	-----	-1,227.90	-----	-----	-1,980.41
Investments in US Treasury Securities	No Year		020	6311	971	18,953,168.01	-----	513,479.11	-----	-----	19,466,647.12
Subtotal			020	6311		18,952,415.50			-512,251.21		19,464,666.71
Belize Escrow, Debt Reduction, Treasury	No Year		020	6317	001	-----	-----	-396.39	-396.39	-----	-----

Footnotes at End of Chapter

## Deposit Funds

Appropriation or Fund Account	Account Symbol					Balances, Beginning of Fiscal Year	Appropriations and Other Obligational Authority <sup>1</sup>	Transfers Borrowings and Investment (Net) <sup>2</sup>	Outlays (Net)	Balances Withdrawn and Other Transactions <sup>3</sup>	Balances, End of Fiscal Year
Title	Period of Availability	ATA	AID	MAIN	SUB						
Unrealized Discount on Investments	No Year		020	6317	911	-116.56	-----	-6,766.94	-----	-----	-6,883.50
Investments in US Treasury Securities	No Year		020	6317	971	922,236.58	-----	7,163.33	-----	-----	929,399.91
Subtotal			020	6317		922,120.02			-396.39		922,516.41
General Refunds and Collections Applied, Treasury	No Year		020	6321	000	26,504,098.02	-----	-----	-10,145,193.20	-----	736,649,291.22
Payment Services Division, Bureau of the Fiscal Service, Treasury	No Year		020	6352	000	762,565,057.73	-----	-----	-542,169,901.62	-----	71,304,734,959.35
Miscellaneous Collections, Management Activities, Deposit Fund, Treasury	No Year		020	6388	000	147,461,611.07	-----	-----	-324,962,727.02	-----	7472,424,338.09
Advances Without Orders from Non-Federal Sources, Internal Revenue Service	No Year		020	6500	009	834,903.04	-----	-----	-245,305.28	-----	1,080,208.32
Advances Without Orders from Non-Federal Sources, Bureau of the Mint, Treasury	No Year		020	6500	016	30,453.67	-----	-----	-----	-----	30,453.67
Subtotal			020	6500		865,356.71			-245,305.28		1,110,661.99
Escrow Amounts, Bureau of the Fiscal Service, Treasury	No Year		020	6501	018	590,327.75	-----	-----	-3,113,189.98	-----	3,703,517.73
Mutilated Currency Claims Fund, Bureau of Engraving and Printing, Treasury	No Year		020	6513	013	7,683,885.50	-----	-----	-1,358,826.00	-----	9,042,711.50
General Deposits, Bureau of the Fiscal Service, Treasury	No Year		020	6549	000	156,974,617.46	-----	-----	-64,565,943.29	-----	7221,540,560.75
Funds Held Outside the Treasury	No Year		020	6549	921	-3,392,152.62	-----	-----	-----	-----	-3,392,152.62
Subtotal			020	6549		153,582,464.84			-64,565,943.29		218,148,408.13
Proceeds for Unfunding Certain Foreign Exchange Accounts, Treasury	No Year		020	6701	000	5,979,818.00	-----	-----	1,082,974.00	-----	4,896,844.00
Small Difference Account for Deposit and Check Adjustments, Bureau of the Fiscal Service, Treasury	No Year		020	6720	000	686,800.70	-----	-----	.59	-----	686,800.11
Offsetting Collections and Applied Refunds, Treasury	No Year		020	6722	000	2,870,732.10	-----	-----	-529,290.69	-----	73,400,022.79
Internal Revenue Collections for Northern Mariana Islands, Treasury	No Year		020	6737	000	207,817.00	-----	-----	-228,205.00	-----	436,022.00
Coverover Withholdings - U.S. Virgin Islands, Treasury	No Year		020	6738	000	26,630,931.05	-----	-----	-12,783,835.82	-----	39,414,766.87
Coverover Withholdings - American Samoa, Treasury	No Year		020	6741	000	1,249,326.00	-----	-----	-558,269.00	-----	1,807,595.00
Public Debt - Accounts Payable, Accounts Receivable and Misc.	No Year		020	6822	051	11,144,588.75	-----	-----	-5,384,870.55	-----	16,529,459.30

Footnotes at End of Chapter

# Deposit Funds

Appropriation or Fund Account	Account Symbol					Balances, Beginning of Fiscal Year	Appropriations and Other Obligational Authority <sup>1</sup>	Transfers Borrowings and Investment (Net) <sup>2</sup>	Outlays (Net)	Balances Withdrawn and Other Transactions <sup>3</sup>	Balances, End of Fiscal Year
Title	Period of Availability	ATA	AID	MAIN	SUB						
Transactions, Treasury											
Proceeds and Refunds Financial Services Division, Treasury	No Year		020	6828	000	236,926,885.71	-----	-----	-24,852,513.21	-----	7261,779,398.92
Unapplied Collections, Internal Revenue Service, Treasury	No Year		020	6879	009	33,071,726.27	-----	-----	-1,902,625.99	-----	34,974,352.26
Unapplied Collections, Bureau of Alcohol, Tobacco, and Firearms, Treasury	No Year		020	6879	010	21,394,337.05	-----	-----	-7,956,049.96	-----	29,350,387.01
Subtotal			020	6879		54,466,063.32			-9,858,675.95		64,324,739.27
Accounts Payable, Check Issue Underdrafts, Treasury	No Year		020	6999	000	54,902.02	-----	-----	-68.62	-----	54,970.64
Total, Department of the Treasury						9,048,645,864.14	-----	-----	-13,691,638.30	-----	9,062,337,502.44
<b>Department of Veterans Affairs</b>											
Personal Funds of Patients, Veterans Affairs	No Year		036	6020	000	17,598,351.07	-----	-----	1,747,802.39	-----	15,850,548.68
Withheld State and Local Taxes, Veterans Administration	No Year		036	6275	000	107,042,510.62	-----	-----	-59,459,348.09	-----	166,501,858.71
Other Federal Payroll Withholding, Allotments, Veterans Affairs	No Year		036	6276	000	261,966.04	-----	-----	-185,311,720.62	-----	185,573,686.66
All Other Payroll Withholdings, Veterans Affairs	No Year		036	6278	000	12,213,764.27	-----	-----	-36,273,800.90	-----	48,487,565.17
Deductions from Veterans Benefits Payments, Veterans Affairs	No Year		036	6279	000	77,551,623.59	-----	-----	-24,106,458.56	-----	101,658,082.15
Small Escrow Amounts, Veterans Affairs	No Year		036	6501	000	418,098.40	-----	-----	-1,126,693.79	-----	1,544,792.19
Total, Department of Veterans Affairs						215,086,313.99	-----	-----	-304,530,219.57	-----	519,616,533.56
<b>Corps of Engineers</b>											
Advances from District of Columbia, Corps of Engineers, Civil	No Year		096	6094	000	83,280,282.25	-----	-----	-5,023,503.50	-----	788,303,785.75
Advances Without Orders from Non-Federal Sources, Corps of Engineers	No Year		096	6500	000	7,760,727.92	-----	-----	-14,413,596.30	-----	22,174,324.22
Small Escrow Amounts, Corps of Engineers	No Year		096	6501	000	16,163,507.97	-----	-----	8,831,506.93	-----	7,332,001.04
Total, Corps of Engineers						107,204,518.14	-----	-----	-10,605,592.87	-----	117,810,111.01
<b>Environmental Protection Agency</b>											
Employees' Payroll Allotment Account, United States Savings	No Year		068	6050	000	271,040.90	-----	-----	-----	-----	271,040.90

Footnotes at End of Chapter



## Deposit Funds

Appropriation or Fund Account	Account Symbol					Balances, Beginning of Fiscal Year	Appropriations and Other Obligational Authority <sup>1</sup>	Transfers Borrowings and Investment (Net) <sup>2</sup>	Outlays (Net)	Balances Withdrawn and Other Transactions <sup>3</sup>	Balances, End of Fiscal Year
Title	Period of Availability	ATA	AID	MAIN	SUB						
Bonds, Environmental Protection Agency											
Fees for Ocean Dumping, Environmental Protection Agency	No Year		068	6264	000	256,179.22	-----	-----	-----	-----	256,179.22
Nonconformance Penalties, Environmental Protection Agency	No Year		068	6265	000	87,946.10	-----	-----	-----	-----	87,946.10
Clean Air Allowance Auction and Sale, Environmental Protection Agency	No Year		068	6266	000	1,654.86	-----	-----	-4,310.29	-----	5,965.15
Withheld State and Local Taxes, Environmental Protection Agency	No Year		068	6275	000	3,200,791.49	-----	-----	-----	-----	3,200,791.49
Other Federal Payroll Withholding, Allotments, Environmental Protection Agency	No Year		068	6276	000	-270,546.07	-----	-----	-270,546.07	-----	-----
Advances Without Orders from Non-Federal Sources, Environmental Protection Agency	No Year		068	6500	000	11,696.56	-----	-----	-----	-----	11,696.56
Total, Environmental Protection Agency						3,558,763.06	-----	-----	-274,856.36	-----	3,833,619.42
<b>Executive Office of the President</b>											
Withheld State and Local Taxes, White House Office	No Year		011	6275	001	1,082,548.73	-----	-----	-612,773.72	-----	1,695,322.45
Total, Executive Office of the President						1,082,548.73	-----	-----	-612,773.72	-----	1,695,322.45
<b>General Services Administration</b>											
Withheld State and Local Taxes, General Services Administration	No Year		047	6275	000	442,923.99	-----	-----	-25,338,748.09	-----	25,781,672.08
Advances Without Orders from Non-Federal Sources, General Services Administration	No Year		047	6500	000	456,147.50	-----	-----	27,294.11	-----	428,853.39
Small Escrow Amounts, General Services Administration	No Year		047	6501	000	8,768,142.19	-----	-----	-2,060,091.92	-----	10,828,234.11
Proceeds from Sale of Surplus Property, General Services Administration	No Year		047	6887	000	13,038,993.15	-----	-----	-40,247,262.30	-----	53,286,255.45
Total, General Services Administration						22,706,206.83	-----	-----	-67,618,808.20	-----	90,325,015.03
<b>International Assistance Programs</b>											
<b>International Security Assistance</b>											
Security Assistance and International Programs, Deposit Account	No Year		011	6147	000	16,668,968.58	-----	-----	-1,170,316.02	-----	17,839,284.60
<b>Agency for International Development</b>											
Advances Without Orders from Non-Federal Sources, Agency for	No Year		072	6500	000	132,879.41	-----	-----	-----	-----	132,879.41

Footnotes at End of Chapter

# Deposit Funds

Appropriation or Fund Account	Account Symbol					Balances, Beginning of Fiscal Year	Appropriations and Other Obligational Authority <sup>1</sup>	Transfers Borrowings and Investment (Net) <sup>2</sup>	Outlays (Net)	Balances Withdrawn and Other Transactions <sup>3</sup>	Balances, End of Fiscal Year
Title	Period of Availability	ATA	AID	MAIN	SUB						
<b>International Development</b>											
Suspense, Deposits Abroad, Agency for International Development	No Year		072	6809	000	-33,955,472.05	-----	-----	-13,319,552.11	-----	<sup>4</sup> -20,635,919.94
Suspense, Agency for International Development	No Year		072	6875	000	2,528,402.47	-----	-----	-----	-----	2,528,402.47
Total, Agency for International Development						-31,294,190.17	-----	-----	-13,319,552.11	-----	-17,974,638.06
<b>Peace Corps</b>											
Readjustment Allowances, Peace Corps	No Year		011	6016	000	39,103.24	-----	-----	-598,321.20	-----	637,424.44
Total, International Assistance Programs						-14,586,118.35	-----	-----	-15,088,189.33	-----	502,070.98
<b>National Aeronautics and Space Administration</b>											
Advances Without Orders from Non-Federal Sources, National Aeronautics Space	No Year		080	6500	000	25,954,736.09	-----	-----	-4,232,711.19	-----	30,187,447.28
Total, National Aeronautics and Space Administration						25,954,736.09	-----	-----	-4,232,711.19	-----	30,187,447.28
<b>National Science Foundation</b>											
Foreign Contributions to Specified Projects, National Science Foundation	No Year		049	6114	000	<sup>5</sup> 48,717,046.41	-----	-----	-30,699,991.41	-----	79,417,037.82
Total, National Science Foundation						48,717,046.41	-----	-----	-30,699,991.41	-----	79,417,037.82
<b>Social Security Administration</b>											
Proceeds of Supplemental Security Income Checks Unnegotiated for 180 Days/Six Months, Pending Distribution	No Year		028	6239	000	16,833,422.07	-----	-----	-15,289.78	-----	16,848,711.85
State Supplemental Security Income Payments, Social Security Administration	No Year		028	6504	000	19,769,418.59	-----	-----	17,049,954.74	-----	2,719,463.85
Payments for Information Furnished by the Department of Health and Human Services, Social Security Administration	No Year		028	6724	000	1,255,156.36	-----	-----	-----	-----	1,255,156.36
Total, Social Security Administration						37,857,997.02	-----	-----	17,034,664.96	-----	20,823,332.06
<b>Independent Agencies</b>											
<b>United States Agency for Global Media</b>											
Withheld State and Local Taxes, United States Agency for Global	No Year		514	6275	068	367,979.76	-----	-----	-352,911.10	-----	720,890.86

Footnotes at End of Chapter

## Deposit Funds

Appropriation or Fund Account  Title	Account Symbol					Balances, Beginning of Fiscal Year	Appropriations and Other Obligational Authority <sup>1</sup>	Transfers Borrowings and Investment (Net) <sup>2</sup>	Outlays (Net)	Balances Withdrawn and Other Transactions <sup>3</sup>	Balances, End of Fiscal Year
	Period of Availability	ATA	AID	MAIN	SUB						
Media											
Other Federal Payroll Withholding, Allotments, United States Agency for Global Media	No Year		514	6276	068	2,576,356.79	-----	-----	-786,925.92	-----	3,363,282.71
Total, United States Agency for Global Media						2,944,336.55	-----	-----	-1,139,837.02	-----	4,084,173.57
<b>Bureau of Consumer Financial Protection</b>											
Legal or Equitable Relief, Bureau of Consumer Financial Protection	No Year		581	6027	000	34,609,527.18	-----	-----	-7,455,073.91	-----	42,064,601.09
<b>Central Intelligence Agency</b>											
Interagency Transfers and Payments, Central Intelligence Agency	No Year		056	6142	000	145,999,417.64	-----	-----	-39,846,624.95	-----	7185,846,042.59
Gifts, Central Intelligence Agency	No Year		056	6146	000	86,950.00	-----	-----	58,296.52	-----	28,653.48
Total, Central Intelligence Agency						146,086,367.64	-----	-----	-39,788,328.43	-----	185,874,696.07
<b>Commodity Futures Trading Commission</b>											
Fees and Other Charges, Commodity Futures Trading Commission	No Year		339	6729	000	595,475.99	-----	-----	522,123.37	-----	73,352.62
<b>Corporation for National and Community Service</b>											
Stipends, Corporation for National and Community Service	No Year		485	6201	000	1,758,478.91	-----	-----	32,358.56	-----	1,726,120.35
Other Federal Payroll Withholding Allotments, Corporation for National and Community Service	No Year		485	6276	055	302,194.10	-----	-----	290.21	-----	301,903.89
Total, Corporation for National and Community Service						2,060,673.01	-----	-----	32,648.77	-----	2,028,024.24
<b>Denali Commission</b>											
Small Escrow Amounts, Denali Commission	No Year		513	6501	067	266,153.98	-----	-----	41,269.07	-----	224,884.91
<b>District of Columbia</b>											
Revenues and Outlays, Treasurer, District of Columbia	No Year		254	6595	001	-239.35	-----	-----	-----	-----	<sup>4</sup> -239.35
Revenues and Outlays, Unemployment Compensation Board, District	No Year		254	6595	002	4,763,809.63	-----	-----	-----	-----	4,763,809.63

Footnotes at End of Chapter

# Deposit Funds

Appropriation or Fund Account	Account Symbol					Balances, Beginning of Fiscal Year	Appropriations and Other Obligational Authority <sup>1</sup>	Transfers Borrowings and Investment (Net) <sup>2</sup>	Outlays (Net)	Balances Withdrawn and Other Transactions <sup>3</sup>	Balances, End of Fiscal Year
Title	Period of Availability	ATA	AID	MAIN	SUB						
of Columbia	Subtotal		254	6595		4,763,570.28					4,763,570.28
Total, District of Columbia						4,763,570.28	-----	-----	-----	-----	4,763,570.28
<b>Equal Employment Opportunity Commission</b>											
Advances Without Orders from Non-Federal Sources, Equal Employment Opportunity Commission	No Year		045	6500	000	1,930.50	-----	-----	-----	-----	1,930.50
Small Escrow Amounts, Equal Employment Opportunity	No Year		045	6501	000	44,747.10	-----	-----	-21,272.26	-----	66,019.36
Total, Equal Employment Opportunity Commission						46,677.60	-----	-----	-21,272.26	-----	67,949.86
<b>Federal Communications Commission</b>											
International Telecommunication Settlements	No Year		027	6089	000	858.01	-----	-----	-142.47	-----	1,000.48
Fees, Suspense, Federal Communications Commission	No Year		027	6725	000	84,938,730,522.86	-----	-----	81,370,862,409.06	-----	3,567,868,113.80
Total, Federal Communications Commission						84,938,731,380.87	-----	-----	81,370,862,266.59	-----	3,567,869,114.28
<b>Federal Election Commission</b>											
Employees' Payroll Allotment Account, United States Savings Bonds, Federal Election Commission	No Year		360	6050	016	-132.45	-----	-----	-----	-----	<sup>4</sup> -132.45
<b>Federal Retirement Thrift Investment Board</b>											
Thrift Savings Fund, Federal Retirement Thrift Investment Board	No Year		026	6153	000	155,849,754,689.34	-----	-199,306,303,249.62	-42,269,655,852.02	-----	<sup>4,7</sup> -1,186,892,708.26
Investments in US Treasury Securities	No Year		026	6153	971	116,062,702,304.45	-----	199,306,303,249.62	-----	-----	315,369,005,554.07
	Subtotal		026	6153		271,912,456,993.79			-42,269,655,852.02		314,182,112,845.81
Total, Federal Retirement Thrift Investment Board						271,912,456,993.79	-----	-----	-42,269,655,852.02	-----	314,182,112,845.81
<b>Federal Trade Commission</b>											
FTC Consumer Redress Escrow, Federal Trade Commission	No Year		029	6013	000	384,820,681.40	-----	-----	180,116,958.15	-----	204,703,723.25

Footnotes at End of Chapter

## Deposit Funds

Appropriation or Fund Account  Title	Account Symbol					Balances, Beginning of Fiscal Year	Appropriations and Other Obligational Authority <sup>1</sup>	Transfers Borrowings and Investment (Net) <sup>2</sup>	Outlays (Net)	Balances Withdrawn and Other Transactions <sup>3</sup>	Balances, End of Fiscal Year
	Period of Availability	ATA	AID	MAIN	SUB						
<b>Intelligence Community Management Account</b>											
Foreign Broadcast Information Service	No Year		467	6167	000	279,896,418.09	-----	-86,054,967.73	-156,786,922.18	-----	7350,628,372.54
Unrealized Discount on Investments	No Year		467	6167	911	-----	-----	-6,962,754.54	-----	-----	-6,962,754.54
Investments in US Treasury Securities	No Year		467	6167	971	1,049,657,585.37	-----	93,017,722.27	-----	-----	1,142,675,307.64
Subtotal			467	6167		1,329,554,003.46			-156,786,922.18		1,486,340,925.64
Intra-Governmental Transaction Center, Intelligence Community Management Account	No Year		467	6169	000	96,652,184.35	-----	-----	12,827,841.54	-----	783,824,342.81
Intelligence Community Deposit Fund, Intelligence Community Management Account	No Year		467	6170	000	366,619,282.03	-----	-----	-467,108,066.88	-----	7833,727,348.91
Total, Intelligence Community Management Account						1,792,825,469.84	-----	-----	-611,067,147.52	-----	2,403,892,617.36
<b>International Trade Commission</b>											
Temporary Relief Bonds Receipts, International Trade Commission	No Year		034	6340	000	967,322.16	-----	-----	6,005.08	-----	961,317.08
<b>National Labor Relations Board</b>											
Escrow Account, Backpay Cases, National Labor Relations Board	No Year		420	6154	000	23,397,223.45	-----	-----	12,615,711.74	-----	10,781,511.71
<b>Postal Service</b>											
Postal Service Fund	No Year		018	4020	002	-26,090,805.11	-----	-----	-----	-----	<sup>6</sup> -26,090,805.11
<b>Securities and Exchange Commission</b>											
Other Federal Payroll Withholdings, Allotments	No Year		050	6276	000	29,756.57	-----	-----	-2,977.89	-----	32,734.46
Unearned Fees, Securities and Exchange Commission (T) <sup>6</sup>	No Year		050	6561	000	59,576,912.66	-----	-----	3,575,534.73	-----	56,001,377.93
Disgorgement and Penalty Amounts Held for Investors, Securities and Exchange Commission	No Year		050	6563	000	482,078,103.72	-----	-247,854,987.48	-343,900,570.79	-----	578,123,687.03
Unrealized Discount on Investments	No Year		050	6563	911	-40,975.27	-----	-8,261,835.49	-----	-----	-8,302,810.76
Investments in US Treasury Securities	No Year		050	6563	971	2,573,610,553.78	-----	256,116,822.97	-----	-----	2,829,727,376.75
Subtotal			050	6563		3,055,647,682.23			-343,900,570.79		3,399,548,253.02
Total, Securities and Exchange Commission						3,115,254,351.46	-----	-----	-340,328,013.95	-----	3,455,582,365.41

Footnotes at End of Chapter

# Deposit Funds

Appropriation or Fund Account	Account Symbol					Balances, Beginning of Fiscal Year	Appropriations and Other Obligational Authority <sup>1</sup>	Transfers Borrowings and Investment (Net) <sup>2</sup>	Outlays (Net)	Balances Withdrawn and Other Transactions <sup>3</sup>	Balances, End of Fiscal Year
Title	Period of Availability	ATA	AID	MAIN	SUB						
<b>Smithsonian Institution</b>											
Smithsonian Fund, Smithsonian Institution	No Year		033	6097	000	39,054,940.18	-----	-----	5,616,543.66	-----	733,438,396.52
Smithsonian Endowment Fund, Smithsonian Institution	No Year		033	6220	000	145,540.39	-----	-----	-1,250.00	-----	7146,790.39
Unrealized Discount on Investments	No Year		033	6220	911	-156.25	-----	-----	-----	-----	-156.25
Investments in US Treasury Securities	No Year		033	6220	971	1,000,000.00	-----	-----	-----	-----	1,000,000.00
	Subtotal		033	6220		1,145,384.14	-----	-----	-1,250.00	-----	1,146,634.14
Total, Smithsonian Institution						40,200,324.32	-----	-----	5,615,293.66	-----	34,585,030.66
<b>Surface Transportation Board</b>											
Other Federal Payroll Withholding, Allotments, Surface Transportation Board	No Year		472	6276	089	-----	-----	-----	-49.16	-----	49.16
<b>Tennessee Valley Authority</b>											
Interagency Payments and Transfers, National Reconnaissance Office	No Year		571	6750	000	81,811.85	-----	-----	-315,796.86	-----	7397,608.71
Workforce Stability Initiative, National Reconnaissance Office	No Year		571	6751	000	79,731,414.10	-----	-----	16,414,380.30	-----	763,317,033.80
Total, Tennessee Valley Authority						79,813,225.95	-----	-----	16,098,583.44	-----	63,714,642.51
Total, Independent Agencies						362,453,748,817.91	-----	-----	38,316,455,285.60	-----	324,137,293,532.31
Total, Deposit Funds						384,536,500,598.83	-----	-----	36,726,845,350.42	-----	347,809,655,248.41

Footnotes at End of Chapter

## Footnotes

- 1 The amounts in this column, unless otherwise footnoted, represent appropriations, increases and rescissions in borrowing authority or new contract authority. Only appropriations with appropriation transfer activity are presented in Table 1 (Appropriations and Appropriation Transfers). Since the Deposit Funds had no transfer activity during fiscal year 2022, Table 1 does not appear.
- 2 The amounts in this column, unless otherwise footnoted, represent transfers - other than appropriation transfers, borrowings (gross), investments (net), unrealized discounts or funds held outside the Treasury.
- 3 The amounts in this column, unless otherwise footnoted, represent obligated balances canceled for fiscal year 2017 pursuant to 31 U.S.C. 1553 and adjustments to borrowing and contract authority.
- 4 Subject to disposition by the administrative agency.
- 5 The opening balance(s) of the following account(s) have been adjusted during the current fiscal year and do not agree with last year's closing balance(s):

<u>Account Symbol: (ATA, AID, POA, MAIN, SUB)</u>	<u>Adjustment</u>
010           X 6855 000 - Undisbursed Funds	\$5,000.00
049           X 6114 000 - Undisbursed Funds	\$48,717,046.41

- 6 The letter (T) denotes that the account by law is a trust account, but for reporting purposes is treated as other than trust.
- 7 This account was not certified to Treasury in accordance with Treasury certification standards to indicate the amounts were certified with the criteria of 31 U.S.C. 1501.
- 8 Excludes activity which represents "Net Proceeds from Sales and Withholding for Savings Bonds" which will be accounted for as a deposit fund liability.





# Receipts By Department

Classification	Account Symbol				Amount
	AID	A	MAIN	SUB	
<b>Legislative Branch</b>					
<b>Budget Receipts</b>					
<b>General Fund Accounts:</b> Fines, Penalties, and Forfeitures, Not Otherwise Classified	005		1099	000	82.04
Total, Budget Receipts					82.04
<b>Proprietary Receipts from the Public</b>					
<b>General Fund Accounts:</b> General Fund Proprietary Interest, Not Otherwise Classified	005		1435	000	82.88
Total, Proprietary Receipts from the Public					82.88
<b>Joint Items</b>					
<b>Proprietary Receipts from the Public</b>					
<b>General Fund Accounts:</b> General Fund Proprietary Receipts, Not Otherwise Classified, All Other	000		3220	000	257,296.87
<b>Budget Clearing Accounts:</b> Budget Clearing Account (Suspense), House of Representatives, Sergeant at Arms	000	F	3875	008	-5,086.28
Total, Proprietary Receipts from the Public					252,210.59
Total, Joint Items					252,210.59
<b>Capitol Police</b>					
<b>Proprietary Receipts from the Public</b>					
<b>General Fund Accounts:</b> General Fund Proprietary Receipts, Not Otherwise Classified, All Other, U.S. Capitol Police Board	002		3220	000	53,163.88
<b>Special Fund Accounts:</b> United States Capitol Police Memorial Fund, House of Representatives	002	X	5083	001	401,528.53
Total, Proprietary Receipts from the Public					454,692.41
Total, Capitol Police					454,692.41
<b>Architect of the Capitol</b>					
<b>Proprietary Receipts from the Public</b>					
<b>General Fund Accounts:</b> General Fund Proprietary Receipts, Not Otherwise Classified, All Other	001		3220	000	139,181.99
<b>Special Fund Accounts:</b> Capitol Trust Account, Architect of the Capitol	001	X	5760	001	16,916.66
Total, Proprietary Receipts from the Public					156,098.65
<b>Intrabudgetary Receipts Deducted by Agency</b>					
<b>General Fund Accounts:</b> Collections of Receivables from Cancelled Accounts	001		3200	000	5,665.10
Total, Intrabudgetary Receipts Deducted by Agency					5,665.10
Total, Architect of the Capitol					161,763.75
<b>Library of Congress</b>					
<b>Budget Receipts</b>					
<b>Special Fund Accounts:</b> Fees from JSCT (Jukebox, Satellite, and Cable Television) for Operating Costs, Copyright Office, Library of Congress	003	X	5175	001	5,589,850.00
Total, Budget Receipts					5,589,850.00
<b>Proprietary Receipts from the Public</b>					
<b>General Fund Accounts:</b> General Fund Proprietary Receipts, Not Otherwise Classified, All Other	003		3220	000	86,278.71
<b>Special Fund Accounts:</b> Contributions, Oliver Wendell Holmes Devise Fund, Library of Congress	003	X	5075	001	249.14
<b>Trust Fund Accounts:</b> Contributions to Library of Congress Gift Fund	003	X	8031	001	16,493,613.09
Income from Donated Securities, Library of Congress Gift Fund, Library of Congress	003	X	8031	021	192,438.62
Contributions, Library of Congress Trust Fund	003	X	8032	001	7,445,977.45
Income from Donated Securities, Library of Congress Trust Fund	003	X	8032	021	8,016,966.86
Deposits, Service Fees, Library of Congress	003	X	8208	001	45,950.00
<b>Budget Clearing Accounts:</b> Budget Clearing Account (Suspense), Library of Congress	003	F	3875	000	1,684.00
Total, Proprietary Receipts from the Public					32,283,157.87
<b>Intrabudgetary Receipts Deducted by Agency</b>					
<b>General Fund Accounts:</b> Collections of Receivables from Cancelled Accounts, Library of Congress	003		3200	000	4,999.98

## Receipts By Department - Continued

Classification	Account Symbol				Amount
	AID	A	MAIN	SUB	
<b>Special Fund Accounts:</b> Earnings on Investments, Oliver Wendell Holmes Devise Fund, Library of Congress	003	X	5075	002	9.08
<b>Trust Fund Accounts:</b> Foreign Service National Separation Liability Trust Fund, Library of Congress	003	X	8339	001	88,038.52
<b>Budget Clearing Accounts:</b> Undistributed Intragovernmental Payments, Library of Congress	003	F	3885	000	2,856.00
Total, Intradepartmental Receipts Deducted by Agency					95,903.58
<b>Undistributed Offsetting Receipts</b>					
<b>Trust Fund Accounts:</b> Interest on Bequest of Gertrude M. Hubbard, Library of Congress	003	X	8022	002	800.00
Earnings on Investment, Library of Congress Trust Fund	003	X	8031	002	140,075.70
Earnings on Investments, Library of Congress Trust Fund	003	X	8032	002	458,779.41
Total, Undistributed Offsetting Receipts					599,655.11
Total, Library of Congress					38,568,566.56
<b>Government Accountability Office</b>					
<b>Proprietary Receipts from the Public</b>					
<b>General Fund Accounts:</b> General Fund Proprietary Receipts, Not Otherwise Classified, All Other	005		3220	000	30.00
Total, Proprietary Receipts from the Public					30.00
<b>Intradepartmental Receipts Deducted by Agency</b>					
<b>General Fund Accounts:</b> Collections of Receivables from Cancelled Accounts, Government Accountability Office	005		3200	000	79,380.32
Total, Intradepartmental Receipts Deducted by Agency					79,380.32
Total, Government Accountability Office					79,410.32
<b>United States Tax Court</b>					
<b>Budget Receipts</b>					
<b>Special Fund Accounts:</b> Fees for Regulatory and Judicial Services, United States Tax Court	023	X	5633	001	1,776,580.75
<b>Trust Fund Accounts:</b> Deductions from Employees Salaries, Tax Court Judges Survivors Annuity Fund, United States Tax Court	023	X	8115	001	427,706.77
Total, Budget Receipts					2,204,287.52
<b>Proprietary Receipts from the Public</b>					
<b>General Fund Accounts:</b> General Fund Proprietary Interest, Not Otherwise Classified, United States Tax Court	023		1435	000	.06
Total, Proprietary Receipts from the Public					.06
<b>Undistributed Offsetting Receipts</b>					
<b>Trust Fund Accounts:</b> Earnings on Investments, Tax Court Judges Survivors Annuity Fund, United States Tax Court	023	X	8115	002	251,158.30
Total, Undistributed Offsetting Receipts					251,158.30
Total, United States Tax Court					2,455,445.88
<b>Legislative Branch Boards and Commissions</b>					
<b>Intradepartmental Receipts Deducted by Agency</b>					
<b>Special Fund Accounts:</b> Earnings on Investments, Senate Preservation Fund, Library of Congress	000	X	5509	002	1,429.62
<b>Trust Fund Accounts:</b> Payment from the General Fund, Congressional Office for International Leadership	009	X	8148	003	6,000,000.00
Payment to the John C. Stennis Center for Public Service Training and Development	009	X	8275	001	1,000,010.00
Total, Intradepartmental Receipts Deducted by Agency					7,001,439.62
<b>Undistributed Offsetting Receipts</b>					
<b>Trust Fund Accounts:</b> Earnings on Investments, Russian Congressional Office for International Leadership	009	X	8148	002	114,058.73
Interest on Investments, John C. Stennis Center for Public Service Training and Development	009	X	8275	002	236,521.98
Interest on Investments, U.S. Capitol Preservation Commission	009	X	8300	002	21,837.16
Total, Undistributed Offsetting Receipts					372,417.87
Total, Legislative Branch Boards and Commissions					7,373,857.49
Total, Legislative Branch					49,346,111.92
<b>Judicial Branch</b>					
<b>Budget Receipts</b>					

# Receipts By Department - Continued

Classification	Account Symbol				Amount
	AID	A	MAIN	SUB	
<b>Special Fund Accounts:</b>					
Filing Fees, The Judiciary	010	X	5100	001	166,460,971.00
Registry Administration Account, The Judiciary	010	X	5101	001	948,080.79
<b>Trust Fund Accounts:</b>					
Deductions from Employees Salaries, Judicial Survivors Annuities Fund, The Judiciary	010	X	8110	001	10,494,247.32
Judicial Officers Annuities Deducted from Employees Salaries, The Judiciary	010	X	8122	001	45,254,270.09
Total, Budget Receipts					223,157,569.20
<b>Proprietary Receipts from the Public</b>					
<b>General Fund Accounts:</b>					
General Fund Proprietary Interest, Not Otherwise Classified	010		1435	000	2,661.25
General Fund Proprietary Receipts, Not Otherwise Classified, All Other	010		3220	000	903,537.45
<b>Special Fund Accounts:</b>					
Proceeds from Sale of Property, Judiciary Automation Fund, The Judiciary	010	X	5114	001	144,939,657.18
<b>Budget Clearing Accounts:</b>					
Budget Clearing Account (Suspense), United States Courts	010	F	3875	002	4,124,653.79
Total, Proprietary Receipts from the Public					149,970,509.67
<b>Intrabudgetary Receipts Deducted by Agency</b>					
<b>General Fund Accounts:</b>					
Collections of Receivables from Canceled Accounts, U.S. Courts, The Judiciary	010		3200	002	114,800.64
<b>Special Fund Accounts:</b>					
Advances and Reimbursements, Judiciary Automation Fund, The Judiciary	010	X	5114	003	595,624,977.00
<b>Trust Fund Accounts:</b>					
Federal Payment to the Judicial Survivors Annuities Fund, The Judiciary	010	X	8110	004	30,400,000.00
Federal Payment to Judicial Officers Retirement Fund, The Judiciary	010	X	8122	004	196,351,000.00
Federal Payment to Claims Court, Judges Retirement Fund, The Judiciary	010	X	8124	001	4,100,000.00
<b>Budget Clearing Accounts:</b>					
Undistributed Intragovernmental Payments, United States Courts, The Judiciary	010	F	3885	002	65,307,886.08
Total, Intrabudgetary Receipts Deducted by Agency					891,898,663.72
<b>Undistributed Offsetting Receipts</b>					
<b>Trust Fund Accounts:</b>					
Earnings on Investments, Judicial Survivors Annuities Fund, The Judiciary	010	X	8110	002	27,314,875.83
Interest and Profits on Investments, Judicial Officers Annuities Fund, The Judiciary	010	X	8122	002	39,922,102.91
Interest on Investments, Claims Court Judges Retirement Fund, The Judiciary	010	X	8124	002	2,294,941.47
Total, Undistributed Offsetting Receipts					69,531,920.21
Total, Judicial Branch					1,334,558,662.80
<b>Department of Agriculture</b>					
<b>Budget Receipts</b>					
<b>General Fund Accounts:</b>					
Full Cost Recovery Fees Pursuant to OMB Circular No. A-25	012		2497	000	9,285,559.26
<b>Special Fund Accounts:</b>					
Deposits, Perishable Agricultural Commodities Act Fund	012	X	5070	001	10,772,472.50
Agricultural Quarantine Inspection User Fee Account, Animal and Plant Health Inspection Service	012	X	5161	001	606,658,245.41
30% of Customs Duties, Funds for Strengthening Markets, Income, and Supply (Section 32)	012		5209	001	31,271,480,811.55
3.08 Percent of Custom Duties, Agricultural Disaster Relief Trust Fund, Farm Service Agency, Agriculture	012	X	5531	001	10,222.33
<b>Trust Fund Accounts:</b>					
Transfers from General Fund of Amounts Equal to Certain Customs Duties, Reforestation Trust Fund, Forest Service	012	X	8046	001	261,780,813.88
Excise Taxes for Tobacco Assessments, Tobacco Trust Fund, Commodity Credit Corporation	012	X	8161	001	540,609.50
Total, Budget Receipts					32,160,528,734.43
<b>Proprietary Receipts from the Public</b>					
<b>General Fund Accounts:</b>					
General Fund Proprietary Interest, Not Otherwise Classified	012		1435	000	124,138.13
Rent and Bonuses from Land Leases for Resource Exploration and Extraction, Agriculture and Interior (31 USC 3513)	012		1811	000	165,325,110.84
National Forests Fund, Agriculture	012		2221	000	286,344.66
Biorefinery Assistance, Downward Reestimates of Subsidies	012		2675	003	8,461,924.00
Rural Microenterprise Investment, Downward Reestimate of Subsidies	012		2680	003	176,293.00
Agricultural Credit Insurance, Negative Subsidies	012		2701	001	204,845,552.34
Agricultural Credit Insurance, Downward Reestimates of the Subsidy	012		2701	003	452,571,828.00
Rural Electrification and Telephone Loans, Negative Subsidies	012		2702	001	231,870,718.09
Rural Electrification and Telephone Loans, Downward Reestimates of Subsidies	012		2702	003	1,118,240,638.71
Rural Water and Waste Disposal, Negative Subsidies	012		2703	001	2,233,372.79
Rural Water and Waste Disposal, Downward Reestimates of Subsidies	012		2703	003	80,518,883.00
Rural Community Facility, Negative Subsidies	012		2705	001	57,151,181.37
Rural Community and Facility, Downward Reestimates of Subsidies	012		2705	003	60,785,388.00
Rural Housing Insurance, Negative Subsidies	012		2706	001	194,533,502.29
Rural Housing Insurance, Downward Reestimates of the Subsidy	012		2706	003	2,115,042,244.16
Rural Business and Industry, Negative Subsidies, Agriculture	012		2707	001	1,276.12
Rural Business and Industry, Downward Reestimates of Subsidies, Agriculture	012		2707	003	72,047,160.00
P.L. 480, Downward Reestimates of Subsidies	012		2708	003	384,186.00
Rural Development Loan Fund, Downward Reestimates of Subsidies	012		2710	003	1,596,821.00
Rural Telephone Bank, Downward Reestimates of Subsidies	012		2711	004	129,715.00
Agricultural Credit Insurance Fund Guaranteed Loans Negative Subsidies, Consolidated Farm Service Agency	012		2712	001	8,925,289.43
Agricultural Credit Insurance Fund Guaranteed Loan, Downward Reestimates of the Subsidy, Consolidated Farm Service Agency	012		2712	003	15,355,609.10
Rural Economic Development Loans, Downward Reestimates of Subsidies	012		2713	003	4,302,427.28
Distance Learning and Telemedicine Program, Downward Reestimates, Rural Utilities Service	012		2746	003	6,774,345.00
Rural Business Investment, Downward Reestimates of Subsidies, Rural Business-Cooperative Service, Agriculture	012		2748	003	20,843.00
Apple Loan Program, Downward Reestimates of Subsidies	012		2754	003	1.30

## Receipts By Department - Continued

Classification	Account Symbol				Amount
	AID	A	MAIN	SUB	
Farm Storage Facility Loans, Negative Subsidies	012		2756	001	3,256,599.42
Farm Storage Facility Loans, Downward Reestimates of Subsidies	012		2756	003	24,075,597.33
Commodity Credit Corporation Export Guarantee Financing, Downward Reestimates of Subsidies	012		2757	003	15,048,094.97
Rural Energy for America Program Downward Reestimates of Subsidies, Rural Development Administration, Agriculture	012		2786	003	19,898,134.00
Commodity Credit Corporation Export Guarantees, Negative Subsidy	012		2793	001	10,043,460.38
General Fund Proprietary Receipts, Not Otherwise Classified, All Other	012		3220	000	15,324,849.50
<b>Special Fund Accounts:</b>					
National Forests Fund Receipts	012		5008	001	7,237,110.23
National Forests Fund, Payments to States	012	X	5201	001	149,446,757.90
Timber Roads, Purchaser Elections, Forest Service	012	X	5202	001	2,000,000.00
National Forests Fund, Roads and Trails for States	012	X	5203	001	18,887,505.54
Timber Salvage Sales, Forest Service	012	X	5204	001	32,809,505.19
Deposits, Brush Disposal	012	X	5206	001	4,961,778.13
Receipts, Range Betterment Fund	012		5207	000	2,473,512.00
National Forest Lands Under Special Acts	012		5208	001	664,000.00
National Forests Fund, Payment to Minnesota (Cook, Lake, and Saint Louis Counties)	012	X	5213	001	6,150,000.00
Royalties from Character Merchandising, Forest Service	012	X	5214	001	1,198,835.49
Forfeitures and Recoveries, Forest Service Lands	012	X	5215	001	3,656,234.80
Deposits, Land Exchanges, Forest Service	012		5216	000	-2,531,771.34
Land Acquisition Proceeds for Exchanges, Acquisition of Lands to Complete Land Exchanges, Forest Service, Agriculture	012	X	5216	001	4,425,423.04
Operation and Maintenance of Quarters, Forest Service	012	X	5219	001	11,284,168.71
Quinault Special Management Area, Forest Service	012	X	5223	001	273.64
Timber Sales Pipeline Restoration Fund, Forest Service	012	X	5264	001	6,207,262.11
Recreation Fee Demonstration Program, Forest Service	012	X	5268	001	131,964,707.98
MNP Rental Fee Account, Forest Service	012	X	5277	001	793,640.57
Concessions Fees and Volunteer Services, Agriculture Research Service	012	X	5279	003	32,766.74
Charges, User Fees and Natural Resource Utilization, Land Between the Lakes, Forest Service	012	X	5360	001	4,211,544.34
Deposits for Administration of Rights-of-Way and Other Land Uses Fund, Forest Service	012	X	5361	001	1,838,119.85
Stewardship Contracting Product Sales, Funds Retained, Forest Service, Agriculture	012	X	5540	001	28,585,903.46
Payments to Counties, National Grasslands	012	X	5896	003	55,104,802.98
National Grasslands Receipts, Forest Service	012		5896	005	112,606,733.32
<b>Trust Fund Accounts:</b>					
Deposits of Fees, Inspection and Grading of Farm Products, Agricultural Marketing Service	012	X	8015	001	192,934,221.53
Forest Service Cooperative Fund	012	X	8028	001	70,990,627.25
Deposits of Fees, Inspection of Farm Products, Food Safety and Inspection Service	012	X	8137	001	17,723,849.67
Gifts and Bequests, Agriculture	012	X	8203	001	857,740.92
Deposits of Miscellaneous Contributed Funds, Agricultural Research Service	012	X	8214	001	16,326,104.90
Deposits of Miscellaneous Contributed Funds, National Agricultural Statistics Service	012	X	8218	001	6,600.00
Deposits of Miscellaneous Contributed Funds, Animal and Plant Health Inspection Service	012	X	8226	001	12,221,831.58
<b>Budget Clearing Accounts:</b>					
Proceeds of Sales, Personal Property, Soil Conservation Service	012	F	3845	010	-1,623,660.00
Proceeds of Sales, Personal Property, Forest Service	012	F	3845	011	29,917.06
Proceeds of Sales, Personal Property, Agricultural Research Service	012	F	3845	014	240,526.56
Proceeds of Sales, Personal Property, Animal and Plant Health Inspection Service	012	F	3845	016	-645,372.05
Proceeds of Sales, Personal Property, Agricultural Marketing Services, Agriculture	012	F	3845	025	-41,714.02
Proceeds of Sales, Personal Property, Foreign Agricultural Service	012	F	3845	029	-12,179.36
Budget Clearing Account (Suspense), Executive Operations	012	F	3875	004	2,487,262.76
Budget Clearing Account (Suspense), Forest Service	012	F	3875	011	-5,914,043.38
Budget Clearing Account (Suspense), Cooperative State Research, Education, and Extension Service	012	F	3875	015	-2,402,952.00
Budget Clearing Account (Suspense), Animal and Plant Health Inspection Service	012	F	3875	016	23,471.64
Budget Clearing Account (Suspense), Agricultural Marketing Service	012	F	3875	025	139,292.41
Budget Clearing Account (Suspense), Food and Nutrition Service	012	F	3875	035	-576,049.49
Budget Clearing Account (Suspense), Commodity Credit Corporation	012	F	3875	036	-373,465.86
Budget Clearing Account (Suspense), Food Safety and Inspection Service	012	F	3875	037	208,334.99
Budget Clearing Account (Suspense), Central Voucher Payment Center	012	F	3875	040	226,882.20
Total, Proprietary Receipts from the Public					5,776,187,570.14
<b>Intrabudgetary Receipts Deducted by Agency</b>					
<b>General Fund Accounts:</b>					
Collections of Receivables from Cancelled Accounts, Agriculture	012		3200	000	1,533,392.53
<b>Special Fund Accounts:</b>					
Earnings on Investments, Perishable Agricultural Commodities, Agricultural Marketing Service	012	X	5070	002	117,915.73
Earnings on Investments, Native American Institutions Endowment Fund	012	X	5205	002	4,462,822.81
<b>Trust Fund Accounts:</b>					
Payments from Wool Research, Development and Promotion Trust Fund	012	X	8100	001	2,250,000.00
<b>Budget Clearing Accounts:</b>					
Undistributed Intergovernmental Payments, Office of the Secretary	012	F	3885	003	-148,337.05
Undistributed Intergovernmental Payments, Executive Operations, Agriculture	012	F	3885	004	2,344,911.43
Undistributed Intergovernmental Payments, Departmental Administration, Agriculture	012	F	3885	005	148,887.67
Undistributed Intragovernmental Payments, Office of Communications, Agriculture	012	F	3885	006	4,668.41
Undistributed Intergovernmental Payments, Office of Civil Rights, Agriculture	012	F	3885	007	-15,220.93
Undistributed Intergovernmental Payments, Office of Risk Management, Farm Service Agency, Agriculture	012	F	3885	008	28,292.65
Undistributed Intragovernmental Payments, Office of the Inspector General, Agriculture	012	F	3885	009	281,113.42
Undistributed Intragovernmental Payments, Natural Resources Conservation Service, Agriculture	012	F	3885	010	2,036,864.86
Undistributed Intragovernmental Payments, Forest Service, Agriculture	012	F	3885	011	368,004.81
Undistributed Intragovernmental Payments, Agricultural Research Service	012	F	3885	014	560,984.33
Undistributed Intragovernmental Payments, Cooperative State Research, Education and Extension Service	012	F	3885	015	113,861.35
Undistributed Intragovernmental Payments, Animal and Plant Health Inspection Service	012	F	3885	016	6,284.08
Undistributed Intragovernmental Payments, Economic Research Service	012	F	3885	017	-528,600.99
Undistributed Intragovernmental Payments, National Agricultural Statistics Service	012	F	3885	018	-8,927.38
Undistributed Intragovernmental Payments, Rural Development Administration	012	F	3885	020	106,697.01
Undistributed Intergovernmental Payments, Office of the General Counsel	012	F	3885	022	111,408.93
Undistributed Intragovernmental Payments, Agricultural Marketing Service	012	F	3885	025	-20.81
Undistributed Intragovernmental Payments, Farm Production and Conservation Programs	012	F	3885	029	-11,237.92
Undistributed Intragovernmental Payments, Foreign Agricultural Service	012	F	3885	029	174,266.68
Undistributed Intragovernmental Payments, Food and Nutrition Service	012	F	3885	035	-2,479,620.32
Undistributed Intragovernmental Payment, Commodity Credit Corporation	012	F	3885	036	-19,528.39
Undistributed Intragovernmental Payments, Food Safety and Inspection Service, Agriculture	012	F	3885	037	11,204.52
Undistributed Intragovernmental Payments, National Finance Center, Agriculture	012	F	3885	040	9,036,405.33
Undistributed Intragovernmental Payments, Farm Service Agency, Agriculture	012	F	3885	049	-604,972.00
Total, Intrabudgetary Receipts Deducted by Agency					19,883,520.76
<b>Undistributed Offsetting Receipts</b>					

# Receipts By Department - Continued

Classification	Account Symbol				Amount
	AID	A	MAIN	SUB	
<b>Trust Fund Accounts:</b>					
Earnings on Investments, Inspection and Grading of Farm Products	012	X	8015	002	533,757.40
Earnings on Investments, Land Between the Lakes Trust Fund, Forest Service	012	X	8039	002	127,891.34
Total, Undistributed Offsetting Receipts					661,648.74
<b>Offsetting Governmental Receipts</b>					
<b>Trust Fund Accounts:</b>					
Payment from Commodity Credit Corporation, Emergency Citrus Disease Research and Development Trust	012	X	8559	001	25,000,000.00
Total, Offsetting Governmental Receipts					25,000,000.00
Total, Department of Agriculture					37,982,261,474.07
<b>Department of Commerce</b>					
<b>Budget Receipts</b>					
<b>Special Fund Accounts:</b>					
Earnings on Investments, Fishermen's Contingency Fund	013	X	5120	002	4,685.40
Earnings on Investments, Foreign Fishing Observer Fund	013	X	5122	002	7,116.81
Permit Title Registration Fee, Limited Access System Administration Fund, National Oceanic and Atmospheric Administration	013	X	5284	001	11,365,499.27
Access Fees, Western Pacific Sustainable Fisheries Fund, National Oceanic Atmospheric Administration	013	X	5439	001	475,000.00
Fees, North Pacific Fishery Observer Fund, National Oceanic and Atmospheric Administration, Commerce	013	X	5598	001	3,136,885.25
Total, Budget Receipts					14,989,186.73
<b>Proprietary Receipts from the Public</b>					
<b>General Fund Accounts:</b>					
General Fund Proprietary Interest, Not Otherwise Classified	013		1435	000	31,364.97
Fees and Other Charges for Other Services, Commerce	013		2419	002	83,700.00
Fisheries Finance, National Oceanic Atmospheric Administration, Negative Subsidies	013		2717	001	6,614,312.95
Fisheries Finance, Downward Reestimates of Subsidies	013		2717	003	2,131,056.65
General Fund Proprietary Receipts, Not Otherwise Classified, All Other	013		3220	000	8,040,810.87
<b>Special Fund Accounts:</b>					
Gifts, Marine Mammal Unusual Mortality Event Fund, National Oceanic Atmospheric Administration	013	X	5283	001	122.00
<b>Trust Fund Accounts:</b>					
Gifts and Bequests, Departmental Management	013	X	8501	001	65,573.65
<b>Budget Clearing Accounts:</b>					
Proceeds of Sales, Personal Property, International Trade Administration	013	F	3845	012	3,859.20
Proceeds of Sales, Personal Property, National Oceanic and Atmospheric Administration	013	F	3845	014	-908,040.00
Budget Clearing Account (Suspense), Bureau of the Census	013	F	3875	004	26,461.29
Budget Clearing Account (Suspense), National Oceanic and Atmospheric Administration	013	F	3875	014	-5,753,407.91
Unavailable Check Cancellations and Overpayments (Suspense), National Oceanic and Atmospheric Administration, Commerce	013	F	3880	014	566,425.11
Unavailable Check Cancellations and Overpayments (Suspense), Economic Development Administration, Commerce	013	F	3880	020	1,328,759.33
Total, Proprietary Receipts from the Public					12,230,998.11
<b>Intrabudgetary Receipts Deducted by Agency</b>					
<b>General Fund Accounts:</b>					
Collections of Receivables from Cancelled Accounts	013		3200	000	-1,992,678.00
<b>Budget Clearing Accounts:</b>					
Undistributed Intragovernmental Payments, National Institute of Standards and Technology	013	F	3885	001	5,196,178.36
Undistributed Intragovernmental Payments, Patent and Trademark Office, Commerce	013	F	3885	010	607,280.20
Total, Intrabudgetary Receipts Deducted by Agency					3,810,780.56
<b>Undistributed Offsetting Receipts</b>					
<b>Trust Fund Accounts:</b>					
Earnings on Federal Investments, Public Safety Trust Fund, National Telecommunications and Information Administration	013		8233	002	31,595,851.86
Total, Undistributed Offsetting Receipts					31,595,851.86
<b>Offsetting Governmental Receipts</b>					
<b>Special Fund Accounts:</b>					
Fisheries Enforcement Asset Forfeiture Fund Deposits, National Oceanic and Atmospheric Administration, Commerce	013	X	5583	001	2,363,438.78
Sanctuaries Enforcement Asset Forfeiture Fund Deposits, National Oceanic and Atmospheric Administration, Commerce	013	X	5584	001	441,384.12
Total, Offsetting Governmental Receipts					2,804,822.90
Total, Department of Commerce					65,431,640.16
<b>Department of Defense--Military Programs</b>					
<b>Department of the Army</b>					
<b>Proprietary Receipts from the Public</b>					
<b>General Fund Accounts:</b>					
Recoveries for Government Property Lost or Damaged, Not Otherwise Classified, Army, Navy, Air Force	021		3019	000	21,616,723.80
Recoveries Under the Foreign Military Sales Program, Army, Navy, Air Force, Defense	021		3041	000	1,539,013.80
General Fund Proprietary Receipts, Defense Military, Not Otherwise Classified	021		3210	000	175,280,174.72
<b>Special Fund Accounts:</b>					
Donations and Collections, Department of Defense Korean War Commemoration Fund, Army	021	X	5752	001	-500.00
<b>Trust Fund Accounts:</b>					
Deposits, Department of the Army General Gift Fund	021	X	8927	001	23,223,243.88

## Receipts By Department - Continued

Classification	Account Symbol				Amount
	AID	A	MAIN	SUB	
<b>Budget Clearing Accounts:</b>					
Proceeds of Sales, Personal Property (Suspense), Army	021	F	3845	000	-94,821.43
Budget Clearing Account (Suspense), Army	021	F	3875	001	-218,553,083.01
Unavailable Check Cancellations and Overpayments (Suspense), Army	021	F	3880	000	266,814.21
Total, Proprietary Receipts from the Public					3,277,565.97
<b>Intrabudgetary Receipts Deducted by Agency</b>					
<b>General Fund Accounts:</b>					
Collections of Receivables from Cancelled Accounts	021		3200	000	13,301,000.44
<b>Budget Clearing Accounts:</b>					
Undistributed Intragovernmental Payments, Army	021	F	3885	000	15,133.63
Undistributed Intragovernmental Payments, Army (OPAC-Difference)	021	F	3885	007	-290,050.97
Total, Intrabudgetary Receipts Deducted by Agency					13,026,083.10
<b>Undistributed Offsetting Receipts</b>					
<b>Trust Fund Accounts:</b>					
Earnings on Investments, Department of the Army General Gift Fund	021	X	8927	002	4,912.16
Total, Undistributed Offsetting Receipts					4,912.16
<b>Offsetting Governmental Receipts</b>					
<b>Special Fund Accounts:</b>					
Restoration, Rocky Mountain Arsenal, Army	021	X	5098	001	1,703,423.10
Total, Offsetting Governmental Receipts					1,703,423.10
Total, Department of the Army					18,011,984.33
<b>Proprietary Receipts from the Public</b>					
<b>Special Fund Accounts:</b>					
Proceeds, Support of Athletic Programs, Air Force	057	X	5616	004	5,145,159.09
Total, Proprietary Receipts from the Public					5,145,159.09
<b>Department of the Navy</b>					
<b>Proprietary Receipts from the Public</b>					
<b>General Fund Accounts:</b>					
Rent of Equipment and Other Personal Property, Army, Navy, Air Force	017		1840	000	22,648.55
Recoveries for Government Property Lost or Damaged, Not Otherwise Classified, Army, Navy, Air Force	017		3019	000	2,981,526.24
Recoveries Under the Foreign Military Sales Program, Army, Navy, Air Force, Defense	017		3041	000	18,716,482.95
General Fund Proprietary Receipts, Defense Military, Not Otherwise Classified	017		3210	000	92,060,795.26
<b>Trust Fund Accounts:</b>					
Deposits, Department of the Navy General Gift Fund	017	X	8716	001	2,735,863.66
Contributions to United States Naval Academy General Gift Fund	017	X	8733	001	17,256,516.47
<b>Budget Clearing Accounts:</b>					
Budget Clearing Account (Suspense), Navy	017	F	3875	001	3,145,369.20
Budget Clearing Account (Suspense), Navy (Special)	017	F	3875	004	-200,683.37
Unavailable Check Cancellations and Overpayments (Suspense), Navy	017	F	3880	000	161,659.05
Total, Proprietary Receipts from the Public					136,880,178.01
<b>Intrabudgetary Receipts Deducted by Agency</b>					
<b>General Fund Accounts:</b>					
Collections of Receivables from Cancelled Accounts	017		3200	000	57,094,441.76
<b>Trust Fund Accounts:</b>					
Profits from Sale of Ships, Stores, Navy	017	X	8723	001	9,671,794.01
<b>Budget Clearing Accounts:</b>					
Undistributed Intragovernmental Payments, Navy	017	F	3885	000	-921,186.97
Undistributed Intragovernmental Payments, Navy (OPAC-Difference)	017	F	3885	007	1,093,499.82
Total, Intrabudgetary Receipts Deducted by Agency					66,938,548.62
<b>Undistributed Offsetting Receipts</b>					
<b>Trust Fund Accounts:</b>					
Earnings on Investments, Department of the Navy General Gift Fund	017	X	8716	002	93.33
Earnings on Investments, United States Naval Academy General Gift Fund	017	X	8733	002	54,209.63
Total, Undistributed Offsetting Receipts					54,302.96
Total, Department of the Navy					203,873,029.59
<b>Department of the Air Force</b>					
<b>Proprietary Receipts from the Public</b>					
<b>General Fund Accounts:</b>					
Recoveries for Government Property Lost or Damaged, Not Otherwise Classified, Army, Navy, Air Force	057		3019	000	310,039.61
Recoveries Under the Foreign Military Sales Program, Army, Navy, Air Force, Defense	057		3041	000	22,063,150.40
General Fund Proprietary Receipts, Defense Military, Not Otherwise Classified	057		3210	000	46,567,002.99
<b>Trust Fund Accounts:</b>					
Deposits, Department of the Air Force General Gift Fund	057	X	8928	001	6,385,748.87

# Receipts By Department - Continued

Classification	Account Symbol				Amount
	AID	A	MAIN	SUB	
<b>Budget Clearing Accounts:</b>					
Budget Clearing Account (Suspense), Air Force	057	F	3875	001	2,369,984.21
Unavailable Check Cancellations and Overpayments (Suspense), Air Force	057	F	3880	000	374,517.80
Total, Proprietary Receipts from the Public					78,070,443.88
<b>Intrabudgetary Receipts Deducted by Agency</b>					
<b>General Fund Accounts:</b>					
Collections of Receivables from Cancelled Accounts	057		3200	000	56,271,270.01
<b>Budget Clearing Accounts:</b>					
Undistributed Intragovernmental Payments, Air Force (OPAC-Difference)	057	F	3885	007	272,843,529.30
Total, Intrabudgetary Receipts Deducted by Agency					329,114,799.31
<b>Undistributed Offsetting Receipts</b>					
<b>Trust Fund Accounts:</b>					
Earnings on Investments, Department of the Air Force General Gift Fund	057	X	8928	002	4.87
Total, Undistributed Offsetting Receipts					4.87
Total, Department of the Air Force					407,185,248.06
<b>Defense Agencies</b>					
<b>Budget Receipts</b>					
<b>Trust Fund Accounts:</b>					
Contributions from Kuwait, Host Nation Support for U.S. Relocation Activities	097	X	8337	001	63,476,001.62
Contributions from Japan, Host Nation Support for U.S. Relocation Activities	097	X	8337	003	36,763,972.47
Contributions from South Korea, Host Nation Support for U.S. Relocation Activities	097	X	8337	004	29,979,527.07
Contributions from Japan, Support for U.S. Relocation to Guam Activities, Defense	097	X	8358	001	164,140,000.00
Total, Budget Receipts					294,359,501.16
<b>Proprietary Receipts from the Public</b>					
<b>General Fund Accounts:</b>					
Deposits for Survivor Annuity Benefits, Army, Navy, Air Force, Defense	097		2462	000	17,908,556.31
Sale of Lands, Etc., Account of Military Post Construction Fund	097		2621	000	168.54
Sale of Scrap and Salvage Materials, Defense	097		2651	000	189,758.19
Family Housing Improvement Fund, Downward Reestimates of Subsidies, Defense	097		2761	003	32,158,937.07
Recoveries for Government Property Lost or Damaged, Not Otherwise Classified, Army, Navy, Air Force	097		3019	000	3,163.55
Recoveries Under the Foreign Military Sales Program, Army, Navy, Air Force, Defense	097		3041	000	15,519,804.69
General Fund Proprietary Receipts, Defense Military, Not Otherwise Classified	097		3210	000	64,889,882.05
<b>Special Fund Accounts:</b>					
Disposal of Department of Defense Real Property for Navy	097	X	5188	017	177,350.00
Disposal of Department of Defense Real Property for Army	097	X	5188	021	4,243,579.04
Disposal of Department of Defense Real Property for Air Force	097	X	5188	057	178,830.88
Lease of Department of Defense Real Property for Navy	097	X	5189	017	8,827,379.20
Lease of Department of Defense Real Property for Army	097	X	5189	021	15,655,331.31
Lease of Department of Defense Real Property for Air Force	097	X	5189	057	7,933,275.30
Burden Sharing Contribution, Defense (Kuwait)	097	X	5441	001	83,539,125.04
Burden Sharing Contribution, Defense (Japan)	097	X	5441	003	202,217,076.97
Burden Sharing Contribution, Defense (South Korea)	097	X	5441	004	695,725,174.70
Donations and Collections, Department of Defense Vietnam War Commemoration Fund, Defense	097	X	5750	001	10.00
Collections, Contributions to the Cooperative Threat Reduction Program, Defense	097		5751	001	318,922.00
Collections, Contributions to the Cooperative Threat Reduction Program, Defense	097	X	5751	001	-107,138.00
Contributions from Applicants, Renewable Energy Impact Assessments and Mitigation, Defense	097	X	5753	001	730,000.00
<b>Trust Fund Accounts:</b>					
Contributions, Department of Defense General Gift Fund Deposits, Defense	097	X	8163	001	64,042.00
<b>Budget Clearing Accounts:</b>					
Budget Clearing Account (Suspense), Secretary of Defense	097	F	3875	000	1,525.81
Budget Clearing Account (Suspense), Defense	097	F	3875	001	-58,771,910.35
Unavailable Check Cancellations and Overpayments (Suspense), Secretary of Defense	097	F	3880	000	-1,920,153.01
Total, Proprietary Receipts from the Public					1,089,482,691.29
<b>Intrabudgetary Receipts Deducted by Agency</b>					
<b>General Fund Accounts:</b>					
Collections of Receivables from Cancelled Accounts	097		3200	000	4,756,356.24
<b>Special Fund Accounts:</b>					
Earnings on Investments, Defense Cooperation Account	097	X	5187	002	127,515.23
<b>Trust Fund Accounts:</b>					
Employing Agency Contributions, Defense	097	X	8165	001	2,682,824.51
Employing Agency Contributions, Voluntary Separation Incentive Fund	097	X	8335	001	15,700,000.00
<b>Budget Clearing Accounts:</b>					
Undistributed Intragovernmental Payments, Defense (OPAC-Difference)	097	F	3885	007	-1,591,010.26
Total, Intrabudgetary Receipts Deducted by Agency					21,675,685.72
<b>Undistributed Offsetting Receipts</b>					
<b>Trust Fund Accounts:</b>					
Earnings on Investments, National Security Education Trust Fund	097	X	8168	002	14,102.97
Earnings on Investments, Voluntary Separation Incentive Fund	097	X	8335	002	2,116,169.84
Earnings on Investments, Host Nation Support for U.S. Relocation Activities	097	X	8337	002	922,299.60
Earnings on Investments, Support for U.S. Relocation to Guam Activities, Defense	097	X	8358	002	45,561,911.56
Total, Undistributed Offsetting Receipts					48,614,483.97

## Receipts By Department - Continued

Classification	Account Symbol				Amount
	AID	A	MAIN	SUB	
<b>Offsetting Governmental Receipts</b>					
<b>Special Fund Accounts:</b>					
Defense Cooperation Account	097	X	5187	001	30.00
Total, Offsetting Governmental Receipts					30.00
Total, Defense Agencies					1,454,132,392.14
Total, Department of Defense--Military Programs					2,088,347,813.21
<b>Department of Education</b>					
<b>Proprietary Receipts from the Public</b>					
<b>General Fund Accounts:</b>					
General Fund Proprietary Interest, Not Otherwise Classified	091		1435	000	616,967.90
Federal Family Education Loan Program, Negative Subsidies	091		2718	001	545,899,701.00
College Housing and Academic Facilities Loan, Downward Reestimates of Subsidies, Education	091		2741	003	290,889,971.00
Federal Direct Student Loan Program, Negative Subsidies, Education	091		2781	001	13,632,499,453.00
Federal Direct Loan Program, Downward Reestimates of Subsidies, Education	091		2781	003	13,701,756,103.00
Teach Grant Program, Negative Subsidies, Education	091		2794	001	1,843,346.00
Teach Grant Program, Downward Reestimates of Subsidies, Education	091		2794	003	3,589,355.00
Health Education Assistance Loans, Downward Reestimates of Subsidies, Education	091		2798	003	54,231.00
Repayments of Loans, Capital Contributions, Higher Educational Activities, Education	091		2915	000	706,629,685.09
General Fund Proprietary Receipts, Not Otherwise Classified, All Other	091		3220	000	68,324,901.03
<b>Special Fund Accounts:</b>					
Student Financial Assistance Debt Collection, Education	091	X	5557	001	2,817,018.03
<b>Trust Fund Accounts:</b>					
Contributions, Education	091	X	8258	001	973,000.00
<b>Budget Clearing Accounts:</b>					
Budget Clearing Account (Suspense), Education	091	F	3875	000	145,003,323.27
Total, Proprietary Receipts from the Public					29,100,897,055.32
<b>Intrabudgetary Receipts Deducted by Agency</b>					
<b>Budget Clearing Accounts:</b>					
Undistributed Intragovernmental Payments, Education	091	F	3885	000	-15,230,751.06
Total, Intrabudgetary Receipts Deducted by Agency					-15,230,751.06
Total, Department of Education					29,085,666,304.26
<b>Department of Energy</b>					
<b>Budget Receipts</b>					
<b>Special Fund Accounts:</b>					
Licenses Under Federal Power Act from Public Lands and National Forests, Payment to States	089		5105	000	3,297,038.92
Total, Budget Receipts					3,297,038.92
<b>Proprietary Receipts from the Public</b>					
<b>General Fund Accounts:</b>					
General Fund Proprietary Interest, Not Otherwise Classified	089		1435	000	48,191.81
Sale of Strategic Petroleum Reserve Oil, Energy	089		2234	000	3,241,219,574.95
Sale and Transmission of Electric Energy, Falcon Dam, Energy	089		2245	000	600,000.00
Sale and Transmission of Electric Energy, Southwestern Power Administration	089		2247	000	35,847,221.75
Sale and Transmission of Electric Energy, Southeastern Power Administration	089		2248	000	174,117,426.50
Title 17 Innovative Technology Loan Guarantees, Negative Subsidies, Energy	089		2679	001	9,982,934.96
DOE ATVM Direct Loans Downward Reestimate Account, Energy	089		2795	003	10,511,508.42
DOE Loan Guarantees (Section 1705 Recovery Act) Downward Reestimate Account, Energy	089		2796	003	204,357,536.98
DOE Loan Guarantees (Section 1703) Downward Reestimate Account, Energy	089		2797	003	167,839,368.95
Repayments on Miscellaneous Recoverable Costs, Not Otherwise Classified, Energy	089		2889	000	45,498,975.79
General Fund Proprietary Receipts, Not Otherwise Classified, All Other	089		3220	000	40,277,577.76
<b>Special Fund Accounts:</b>					
Sale of Electric Energy, Bonneville Power Administration, Reclamation Fund, Interior	089		5000	026	1,177,620.77
Sale of Power and Other Utilities, Reclamation Fund, Energy	089		5000	027	298,206,004.29
Falcon and Amistad Operating and Maintenance Fund, Energy	089		5178	001	270,936.04
Fees for Disposal of Spent Nuclear Fuel, Nuclear Waste Disposal Fund, Energy	089	X	5227	001	353,404.49
<b>Trust Fund Accounts:</b>					
Gifts and Donations, Energy	089	X	8576	001	31,600.00
<b>Budget Clearing Accounts:</b>					
Budget Clearing Account (Suspense), Energy	089	F	3875	000	-1,186,541.18
Total, Proprietary Receipts from the Public					4,229,153,342.28
<b>Intrabudgetary Receipts Deducted by Agency</b>					
<b>General Fund Accounts:</b>					
Collections of Receivables from Cancelled Accounts, Energy	089		3200	000	1,158,523.98
<b>Special Fund Accounts:</b>					
Earnings on Investments, Nuclear Waste Disposal Fund, Energy	089	X	5227	002	1,745,226,966.35
Earnings on Investments, Energy	089	X	5231	002	6,086,554.23
General Fund Payment - Defense, Energy	089	X	5231	004	573,333,000.00
<b>Budget Clearing Accounts:</b>					
Undistributed Intragovernmental Payments, Energy	089	F	3885	000	-39,357,577.56
Total, Intrabudgetary Receipts Deducted by Agency					2,286,447,467.00



# Receipts By Department - Continued

Classification	Account Symbol				Amount
	AID	A	MAIN	SUB	
<b>Offsetting Governmental Receipts</b>					
<b>General Fund Accounts:</b>					
Fees and Recoveries, Federal Energy Regulatory Commissions, Energy	089		0894	000	5,280,358.53
Total, Offsetting Governmental Receipts					5,280,358.53
Total, Department of Energy					6,524,178,206.73
<b>Department of Health and Human Services</b>					
<b>Budget Receipts</b>					
<b>General Fund Accounts:</b>					
Fines, Penalties, and Forfeitures, Not Otherwise Classified, Centers for Medicare and Medicaid Services, Health and Human Services	075		1099	005	1,098,950.11
Fines, Penalties, and Forfeitures, Not Otherwise Classified, Food & Drug Administration, Health and Human Services	075		1099	006	132,393.20
<b>Special Fund Accounts:</b>					
Receipts, Risk Adjustment Program, Centers for Medicare and Medicaid Services	075	X	5733	001	8,116,601,173.34
Contributions, Transitional Reinsurance Program, Centers for Medicare and Medicaid Services	075	X	5735	001	79,450.05
<b>Trust Fund Accounts:</b>					
Fee on Branded Prescription Pharmaceutical Manufacturers and Importers, Federal Supplementary Medical Insurance Trust Fund	075	X	8004	008	2,803,931,334.78
Transfers from General Fund of Amounts Equal to FICA Taxes, Federal Hospital Insurance Trust Fund	075	X	8005	001	316,254,988,693.45
Receipts from Railroad Retirement Account, Federal Hospital Insurance Trust Fund	075	X	8005	010	505,300,000.00
Transfers from General Fund of Amounts Equal to SECA Taxes, Federal Hospital Insurance Trust Fund	075	X	8005	011	22,385,119,820.26
Federal Hospital Insurance Trust Fund Civil Penalties and Damages	075	X	8005	049	432,136,797.51
Transfer from General Fund of Amounts Equivalent to Certain Taxes, Vaccine Injury Compensation Trust Fund, Health and Human Services	075	X	8175	001	332,664,763.62
Total, Budget Receipts					350,832,053,376.32
<b>Proprietary Receipts from the Public</b>					
<b>General Fund Accounts:</b>					
General Fund Proprietary Interest, Not Otherwise Classified	075		1435	000	9,748,933.08
General Fund Proprietary Interest, Not Otherwise Classified, Office of the Secretary, Health and Human Services	075		1435	001	20,974,257.34
General Fund Proprietary Interest, Not Otherwise Classified, Centers for Medicare and Medicaid Services, Health and Human Services	075		1435	005	81,528,310.39
General Fund Proprietary Interest, Not Otherwise Classified, Food & Drug Administration, Health and Human Services	075		1435	006	802,637.50
General Fund Proprietary Interest, Not Otherwise Classified, National Institutes of Health, Health and Human Services	075		1435	008	655.39
General Fund Proprietary Interest, Not Otherwise Classified, Centers for Disease Control, Health and Human Services	075		1435	009	3,287.74
Consumer Operated and Oriented Plan Direct Loan Program, Downward Reestimates of Subsidies, Health and Human Services	075		2674	003	35,540,657.17
Health Center Guarantee Loan Program, Negative Subsidy	075		2758	003	150,850.49
Federal Share of Child Support Collections, HHS, ACF	075		3107	000	684,147,697.04
General Fund Proprietary Receipts, Not Otherwise Classified, All Other, Office of the Secretary, Health and Human Services	075		3220	001	102,306,563.02
General Fund Proprietary Receipts, Not Otherwise Classified, All Other, Centers for Medicare and Medicaid Services, Health and Human Services	075		3220	005	1,463,134,704.01
General Fund Proprietary Receipts, Not Otherwise Classified, All Other, Food & Drug Administration, Health and Human Services	075		3220	006	2,567,927.90
General Fund Proprietary Receipts, Not Otherwise Classified, All Other, National Institutes of Health, Health and Human Services	075		3220	008	5,061,392.59
General Fund Proprietary Receipts, Not Otherwise Classified, All Other, Centers for Disease Control, Health and Human Services	075		3220	009	8,781,262.03
General Fund Proprietary Receipts, Not Otherwise Classified, All Other, Indian Health Service, Health and Human Services	075		3220	010	2,575,999.64
<b>Special Fund Accounts:</b>					
Rents and Charges for Quarters, Indian Health Services, Health and Human Services	075	X	5071	001	10,659,222.98
Cooperative Research and Development Agreements, National Institutes of Health	075	X	5145	001	51,222,983.79
Cooperative Research and Development Agreements, Centers for Disease Control, Health and Human Services	075	X	5146	001	2,723,032.15
Cooperative Research and Development Agreements, Food and Drug Administration, Health and Human Services	075	X	5148	001	1,849,544.00
<b>Trust Fund Accounts:</b>					
Premiums Collected for the Aged, Federal Supplementary Medical Insurance Trust Fund	075	X	8004	005	111,854,416,527.56
Premiums Collected for the Disabled, Federal Supplementary Medical Insurance Trust Fund	075	X	8004	007	14,947,196,386.89
Other Proprietary Receipts, Federal Supplementary Medical Insurance Trust Fund	075	X	8004	029	1,255,870.39
Premiums Collected, Medicare Prescription Drug Account, FSMI	075	X	8004	035	5,520,564,380.53
Payments from States, Medicare Prescription Drug Accounts, FSMI	075	X	8004	036	13,329,689,733.72
Basic Premiums, Medicare Advantage, FSMI	075	X	8004	040	358,786,062.03
Gifts, Federal Supplementary Medical Insurance Trust Fund	075	X	8004	042	32.77
Medicare Refunds, Federal Supplementary Medical Insurance Trust Fund	075	X	8004	045	26,854,347,043.00
Affordable Care Act Medicare Shared Savings Models, FSMI	075	X	8004	048	149,056,243.61
Affordable Care Act Medicare Shared Savings Models, HI	075	X	8005	008	52,840,995.17
Premiums Collected for Uninsured Individuals Not Otherwise Eligible, Federal Hospital Insurance Trust Fund	075	X	8005	009	4,466,691,154.66
Other Proprietary Receipts, Federal Hospital Insurance Trust Fund	075	X	8005	029	1,314,440.66
Basic Premiums, Medicare Advantage, FHI	075	X	8005	040	259,825,823.80
Gifts, Federal Hospital Insurance Trust Fund	075	X	8005	042	32.77
Medicare Refunds, Federal Hospital Insurance Trust Fund	075	X	8005	053	49,659,305,448.00
Contributions, Indian Health Facilities, Indian Health Services	075	X	8073	001	23,922,561.51
Contributions to National Institutes of Health Unconditional Gift Fund, Health and Human Services	075	X	8248	001	2,497,921.89
Gifts and Donations, Centers for Disease Control	075	X	8250	001	18,786,066.43
Contributions to National Institutes of Health Conditional Gift Fund	075	X	8253	001	51,274,296.50
Contributions to the Indian Health Service Gift Fund	075	X	8511	001	86,940.00
<b>Budget Clearing Accounts:</b>					
Budget Clearing Account (Suspense), Departmental Management	075	F	3875	001	-512,168,636.40
Budget Clearing Account (Suspense), Food and Drug Administration	075	F	3875	006	14,999,775.21
Budget Clearing Account (Suspense), Program Support Center (DPM)	075	F	3875	007	227,303,318.89
Budget Clearing Account (Suspense), National Institutes of Health	075	F	3875	008	-8,172,469.22
Budget Clearing Account (Suspense), Indian Health Services, Health and Human Services	075	F	3875	010	17,323,423.23
Total, Proprietary Receipts from the Public					229,774,923,291.85
<b>Intrabudgetary Receipts Deducted by Agency</b>					
<b>General Fund Accounts:</b>					
Collections of Receivables from Canceled Accounts, Office of the Secretary, Health and Human Services	075		3200	001	1,812,473.62
<b>Special Fund Accounts:</b>					
Interest, Child Enrollment Contingency Fund, Centers for Medicare and Medicaid Services, Health and Human Services	075	X	5551	002	93,523,813.10
General Fund Payment, NIH Innovation, CURES Act	075		5628	001	496,000,000.00
General Fund Payment, FDA Innovation, CURES Act	075		5629	001	50,000,000.00
<b>Trust Fund Accounts:</b>					
Federal Contributions, Federal Supplementary Medical Insurance Trust Fund	075	X	8004	001	342,299,044,175.78
Miscellaneous Federal Payments, Federal Supplementary Medical Insurance Trust Fund	075	X	8004	006	1,403,872.54
Federal Contributions for Administrative Costs, Medicare Prescription Drug Account, FSMI	075	X	8004	046	882,000,000.00
Federal Contributions for Benefits, Medicare Prescription Drug Account, FSMI	075	X	8004	047	91,769,576,428.41

## Receipts By Department - Continued

Classification	Account Symbol				Amount
	AID	A	MAIN	SUB	
Payments from the General Fund, Federal Hospital Insurance Trust Fund	075	X	8005	006	982,822,759.37
Federal Hospital Trust Fund, Transfer from General Fund (QASI) Taxes	075	X	8005	035	32,775,000,000.00
Payments from the General Fund for Health Care Fraud and Abuse Control Account, Fraud and Abuse Control Program, Federal	075	X	8005	044	152,924,358.00
Federal Hospital Insurance Trust Fund Transfers from the General Fund (Criminal Fines)	075	X	8005	046	8,551,074.90
Federal Hospital Insurance Trust Fund Transfers from the General Fund (Civil Monetary Penalties)	075	X	8005	047	23,911,905.68
Federal Hospital Insurance Trust Fund Transfers from the General Fund (Asset Forfeiture)	075	X	8005	048	138,948,410.63
<b>Budget Clearing Accounts:</b>					
Undistributed Intragovernmental Payrolls, Health and Human Services	075	F	3870	000	43,203,416.11
Undistributed Intragovernmental Payments, Departmental Management	075	F	3885	001	-19,723,592.27
Undistributed Intragovernmental Payments, Food and Drug Administration	075	F	3885	006	-900,236.39
Undistributed Intragovernmental Payments, National Institutes of Health	075	F	3885	008	730,225.69
Undistributed Intragovernmental Payments, Indian Health Services, Health and Human Services	075	F	3885	010	1,597,435.68
Total, Intradepartmental Receipts Deducted by Agency					469,700,426,520.85
<b>Undistributed Offsetting Receipts</b>					
<b>Trust Fund Accounts:</b>					
Earnings on Investments, Federal Supplementary Medical Insurance Trust Fund	075	X	8004	002	3,121,724,468.92
Interest Paid to the Federal Hospital Insurance Trust Fund, Federal Supplementary Medical Insurance Trust Fund	075	X	8004	023	-1,407,818.00
Interest, Medicare Prescription Drug Account, FSMI	075	X	8004	037	113,456,887.26
Earnings on Investments, Federal Hospital Insurance Trust Fund	075	X	8005	002	3,077,577,139.95
Interest Payments by Railroad Retirement Board, Federal Hospital Insurance Trust Fund	075	X	8005	005	10,566,000.00
Transfers from General Fund of Amounts Equal to Federal Employer Contributions for FICA Taxes, Federal Hospital Insurance	075	X	8005	012	4,462,000,000.00
Postal Service Employer Contributions, Federal Hospital Insurance Trust Fund	075	X	8005	013	627,000,000.00
Interest Received from Federal Supplementary Medical Insurance Trust Fund, Federal Hospital Insurance Trust Fund	075	X	8005	023	1,407,818.00
Earnings on Investments, Vaccine Injury Compensation Trust Fund	075	X	8175	002	75,399,943.23
Earnings on Investments, National Institutes of Health Unconditional Gift Fund, Health and Human Services	075	X	8248	002	50,151.22
Earnings on Investments, National Institutes of Health Conditional Gift Fund	075	X	8253	002	1,019.68
Earnings on Investments, Public Health Service Conditional Gift Fund	075	X	8254	002	19,066.39
Earnings and Investments, Office of the Secretary Gift Fund	075	X	8514	002	3,047,314.00
Earnings on Investments, Patients' Benefit Fund, National Institutes of Health	075	X	8888	002	714.39
Earnings on Investments, Patients' Benefit Fund, Public Health Service Hospitals, Health Resources and Services	075	X	8889	002	105.00
Total, Undistributed Offsetting Receipts					11,490,842,810.04
Total, Department of Health and Human Services					1,061,798,245,999.06
<b>Department of Homeland Security</b>					
<b>Budget Receipts</b>					
<b>General Fund Accounts:</b>					
Excise Taxes, U.S. Customs and Border Protection, Homeland Security	070		0152	000	4,438,509,819.65
Breached Bond Penalties, Immigration and Customs Enforcement, Homeland Security	070		0834	000	8,000,000.00
Temporary L-1 Visa Fee Increase, U.S. Citizenship and Immigration Services, Homeland Security	070		2426	000	4,171,535.00
Temporary H-1B Visa Fee Increase, U.S. Citizenship and Immigration Services, Homeland Security	070		2427	000	21,832,000.00
<b>Special Fund Accounts:</b>					
Civil Penalties, Failure to Depart and Document Fraud, Immigration Enforcement Account, U.S. Immigration and Customs	070	X	5451	003	20,687.61
Electronic System for Travel Authorization (ESTA) Fees, U.S. Customs and Border Protection, Homeland Security	070	X	5595	001	41,114,452.00
Deposits, Duties and Taxes, Puerto Rico, USCS, Homeland Security	070	X	5687	001	324,076,744.71
<b>Trust Fund Accounts:</b>					
Transfers from the General Fund for the Sport Fish Restoration Account, Aquatic Resources Trust Fund	070	X	8147	002	633,522,945.94
Custom Duties, Aquatic Resources Trust Fund, Sport Fish Restoration	070	X	8147	005	97,936,670.84
Transfers from General Fund of Amount Equal to Certain Taxes, Oil Spill Liability Trust Fund	070	X	8185	001	562,084,474.28
Fines and Penalties, Oil Spill Liability Trust Fund, Homeland Security	070	X	8185	003	88,055,856.52
Proceeds of Sales of Unclaimed, Abandoned, and Seized Goods, USCS, Homeland Security	070	X	8789	001	2,025,561.62
Total, Budget Receipts					6,221,350,748.17
<b>Proprietary Receipts from the Public</b>					
<b>General Fund Accounts:</b>					
General Fund Proprietary Interest, Not Otherwise Classified	070		1435	000	77,192,408.53
Disaster Assistance, Downward Reestimates of Subsidies, Federal Emergency Management Agency, Homeland Security	070		2740	003	654,421.04
General Fund Proprietary Receipts, Not Otherwise Classified, All Other	070		3220	000	21,531,432.36
<b>Special Fund Accounts:</b>					
Unclaimed Checkpoint Money, Transportation Security Administration, Homeland Security	070	X	5390	001	835,850.71
Fees, APEC Business Travel Card Account, Customs and Border Protection, Homeland Security	070	X	5569	001	1,433,810.00
Fees, Customs and Border Protection Services at User Fee Facilities, U.S. Customs and Border Protection, Homeland Security	070	X	5694	000	21,972,921.38
Fees, National Flood Insurance Reserve Fund, Homeland Security	070	X	5701	001	914,446,922.00
Sale of Real Property, U.S. Coast Guard Housing Special Fund, Coast Guard, Homeland Security	070	X	5710	003	333,383.21
<b>Trust Fund Accounts:</b>					
Recoveries, Oil Spill Liability Trust Fund, Homeland Security	070	X	8185	004	83,759,919.79
Gifts and Donations, Departmental Management, Homeland Security	070	X	8244	001	10,402.00
Deposits, General Gift Fund, USCG, Homeland Security	070	X	8533	001	1,440,789.48
<b>Budget Clearing Accounts:</b>					
Proceeds of Sales, Personal Property	070	F	3845	005	19,331,419.68
Proceeds of Sales, Personal Property	070	F	3845	007	-210,471.45
Proceeds of Sales, Personal Property	070	F	3845	019	-31,767.22
Budget Clearing Account (Suspense)	070	F	3875	001	-8,112.25
Budget Clearing Account (Suspense)	070	F	3875	006	-299,367,373.72
Budget Clearing Account (Suspense)	070	F	3875	011	714,078.12
Budget Clearing Account (Suspense)	070	F	3875	019	-2,579.11
Budget Clearing Account	070	F	3875	023	1,415,355.47
Total, Proprietary Receipts from the Public					845,452,810.02
<b>Intradepartmental Receipts Deducted by Agency</b>					
<b>General Fund Accounts:</b>					
Collections of Receivables from Cancelled Accounts	070		3200	000	3,299,477.07
<b>Special Fund Accounts:</b>					
Earnings on Investments, National Flood Insurance Reserve Fund, Homeland Security	070	X	5701	002	13,282,527.53

# Receipts By Department - Continued

Classification	Account Symbol				Amount
	AID	A	MAIN	SUB	
<b>Budget Clearing Accounts:</b>					
Undistributed Intragovernmental Payments	070	F	3885	006	-230,041,146.08
Undistributed Intragovernmental Payments	070	F	3885	011	-4,439,307.96
Undistributed Intergovernmental Payment	070	F	3885	012	-463,863.06
Undistributed Intergovernmental Payments, Homeland Security	070	F	3885	021	-368,099.61
Undistributed Intragovernmental Payments	070	F	3885	023	5,757,688.73
Total, Intradudgetary Receipts Deducted by Agency					-212,972,723.38
<b>Undistributed Offsetting Receipts</b>					
<b>Trust Fund Accounts:</b>					
Earnings on Investments, Aquatic Resources Trust Fund	070	X	8147	003	21,466,517.04
Earnings on Investments Oil Spill Liability Trust Fund, Homeland Security	070	X	8185	002	100,299,880.37
Earnings on Investments, General Gift Fund, USCG, Homeland Security	070	X	8533	002	1,428.44
Total, Undistributed Offsetting Receipts					121,767,825.85
<b>Offsetting Governmental Receipts</b>					
<b>General Fund Accounts:</b>					
Tonnage Duty Fees	020		0311	000	31,370,539.10
Passenger Security Fees Returned to the General Fund, Transportation Security Administration, Homeland Security	070		0900	000	1,480,000,000.00
Marine Safety User Fees U.S. Coast Guard	070		2421	000	8,129,978.34
<b>Special Fund Accounts:</b>					
Immigration User Fees, Homeland Security	070		5087	003	686,111,170.17
Immigration Examinations Fee Account, Homeland Security	070	X	5088	001	4,834,836,660.14
Land Border Inspection Fees, Homeland Security	070	X	5089	001	61,565,797.56
H-1B Nonimmigrant Petitioner Account, Homeland Security	070		5106	001	474,850,250.00
Breached Bond Penalties Greater Than \$8m, Breached Bond Detention Fund, Border and Transportation Security, Homeland Security	070	X	5126	001	15,851,666.26
Student and Exchange Visitor Fee, Border and Transportation Security, Homeland Security	070	X	5378	001	239,905,312.91
Fees, Aviation Security Capital Fund, Transportation Security Administration, Homeland Security	070	X	5385	001	250,000,000.00
H-1B and L Fraud Prevention and Detection Account	070		5389	001	180,534,977.72
Fines and Penalties, Immigration Enforcement Account, U.S. Customs and Border Protection, Homeland Security	070	X	5451	001	384,740.75
Detention and Removal Operations Fees, U.S. Immigration and Customs Enforcement, Homeland Security	070	X	5542	001	238,296.00
International Registered Traveler Program Fund, U.S. Customs and Border Protection, Homeland Security	070	X	5543	001	303,708,359.13
Customs Conveyance, Passenger, and Other Fees, USCS, Homeland Security	070	X	5695	020	702,992,743.96
Customs Merchandise Processing Fee, USCS, Homeland Security	070		5695	030	3,467,591,434.89
Temporary L-1 Visa Fees, 9-11 Response and Biometric Exit Account, USCBP, Homeland Security	070	X	5702	001	4,171,500.00
Temporary H-1B Visa Fees, 9-11 Response and Biometric Exit Account, USCBP, Homeland Security	070	X	5702	003	21,832,000.00
Total, Offsetting Governmental Receipts					12,764,075,426.93
Total, Department of Homeland Security					19,739,674,087.59
<b>Department of Housing and Urban Development</b>					
<b>Proprietary Receipts from the Public</b>					
<b>General Fund Accounts:</b>					
Green Retrofit Program for Multifamily Housing, Downward Reestimates of Subsidies, Housing and Urban Development	086		2678	001	5,181,062.40
Native Hawaiian Housing Loan Guarantee Fund, Negative Subsidies, Public and Indian Housing, Housing and Urban Development	086		2684	000	24,900.43
Emergency Homeowners Relief Fund, Downward Reestimates	086		2694	003	860,529.74
Home Ownership Preservation Equity Fund, Downward Reestimates of Subsidies	086		2695	003	872,543.94
FHA-General and Special Risk Insurance, Negative Subsidies	086		2719	001	634,104,185.88
FHA-General and Special Risk Insurance, Re-Estimates	086		2719	003	3,657,842,389.41
Indian Housing Loan Guarantee Receipt Account, Downward Reestimates of Subsidies	086		2743	003	65,200,731.52
Title VI Indian Loan Guaranteed Receipt Account, Downward Reestimates of Subsidies	086		2762	003	866,159.51
Community Development Loan Guarantees, Downward Reestimates of Subsidies	086		2773	003	3,930,173.64
Native Hawaiian Housing Loan Guarantees, Downward Reestimates of Subsidies	086		2799	003	2,197,355.11
General Fund Proprietary Receipts, Not Otherwise Classified, All Other	086		3220	000	6,005,074.53
<b>Trust Fund Accounts:</b>					
Affordable Housing Allocation, Housing Trust Fund, Housing and Urban Development	086	X	8560	001	739,808,300.94
<b>Budget Clearing Accounts:</b>					
Budget Clearing Account (Suspense), Cash Control and Reconciliation Division	086	F	3875	000	-20,858.00
Budget Clearing Account (Suspense), Cash Control and Reconciliation Division	086	F	3875	001	-90,511.68
Total, Proprietary Receipts from the Public					5,116,782,037.37
<b>Intradudgetary Receipts Deducted by Agency</b>					
<b>General Fund Accounts:</b>					
Collections of Receivables from Cancelled Accounts, Housing and Urban Development	086		3200	000	4,585,716.05
Total, Intradudgetary Receipts Deducted by Agency					4,585,716.05
<b>Offsetting Governmental Receipts</b>					
<b>Trust Fund Accounts:</b>					
Mobile Home Inspection and Monitoring Fees, Manufactured Housing Fees Trust Fund, Housing and Urban Development	086		8119	001	18,228,000.00
Total, Offsetting Governmental Receipts					18,228,000.00
Total, Department of Housing and Urban Development					5,139,595,753.42
<b>Department of the Interior</b>					
<b>Budget Receipts</b>					
<b>Special Fund Accounts:</b>					
Land and Water Conservation Fund, Motorboat Fuels Tax, National Park Service	014		5005	003	1,000,000.00
Coal Mining Reclamation Fees, Office of Surface Mining Reclamation and Enforcement	014	X	5015	006	100,939,619.56
Federal Aid to Wildlife Restoration Fund 1975	014	X	5029	003	1,223,177,667.11
Deposits, Civil Penalties, Office of Surface Mining Reclamation and Enforcement	014	X	5063	001	758,850.24
Migratory Birds Hunting Stamps	014	X	5137	001	23,653,415.50
Import Duties on Arms and Ammunition	014	X	5137	002	75,788,332.90
Migratory Birds Hunting Stamps (Conservation Easements), U.S. Fish and Wildlife Service, Interior	014	X	5137	004	15,711,433.87
National Indian Gaming Commission, Gaming Activity Fees, Interior	014	X	5141	003	21,045,110.46

## Receipts By Department - Continued

Classification	Account Symbol				Amount
	AID	A	MAIN	SUB	
Fines, Penalties, and Forfeitures, Migratory Bird, North American Wetlands Conservation Fund, United States Fish and Wildlife	014		5241	000	1,978,497.07
Total, Budget Receipts					1,464,052,926.71
<b>Proprietary Receipts from the Public</b>					
<b>General Fund Accounts:</b>					
General Fund Proprietary Interest, Not Otherwise Classified	014		1435	000	12,145,002.45
Rent and Bonuses from Land Leases for Resource Exploration and Extraction, Agriculture and Interior	014		1811	000	8,173,956.22
Hardrock Mining Claim Maintenance Fee, Interior	014		2032	000	51,868,097.00
Royalties on Natural Resources, Not Otherwise Classified, Interior	014		2039	000	1,029,009,561.69
Sale of Timber, Wildlife and Other Natural Land Products, Not Otherwise Classified, Interior	014		2229	000	14,002,487.77
Sale of Publications and Reproductions, Not Otherwise Classified	014		2259	000	50,876.00
Fees and Other Charges for Program Administrative Services, Interior	014		2414	001	57,309.35
Receipts from Grazing Fees, Federal Share, Interior	014		2484	000	4,041,125.23
Indian Loan Guarantee, Downward Reestimates, Bureau of Indian Affairs	014		2729	003	24,887,755.00
Indian Direct Loan, Downward Reestimates of Subsidies, Bureau of Indian Affairs	014		2747	003	346,520.00
Assistance to American Samoa, Direct Loan, Downward Reestimates of Subsidies, Office of Insular Affairs	014		2774	003	196,697.89
General Fund Proprietary Receipts, Not Otherwise Classified, All Other	014		3220	000	90,451,292.51
<b>Special Fund Accounts:</b>					
Miscellaneous Interest, Reclamation Fund, Interior	014		5000	021	31,711,008.26
Royalties on Natural Resources, Reclamation Fund, Interior	014		5000	024	3,179,119,664.18
Other, Reclamation Fund, Interior	014		5000	028	108,746,578.31
Sale of Public Domain, Reclamation Fund, Interior	014		5000	029	3,200.00
Receipts from Mineral Leasing, Public and Acquired Military Lands (Act February 25, 1920 and December 17, 1981, as	014	X	5003	002	4,101,121,963.39
Interest on Late Payment of Coal Mining Reclamation Fees, Office of Surface Mining Reclamation and Enforcement	014	X	5015	007	54,002.47
Other, Office of Surface Mining Reclamation and Enforcement	014	X	5015	008	80,522.52
Receipts from Grazing, Etc., Public Lands Outside Grazing Districts, Bureau of Land Management	014		5016	000	917,329.42
Service Charges, Deposits and Forfeitures, Bureau of Land Management	014	X	5017	001	44,422,506.75
Deposits for Road Maintenance and Reconstruction, Bureau of Land Management	014	X	5018	001	4,793,403.04
Receipts from Grazing, Etc., Public Lands within Grazing Districts, Bureau of Land Management	014		5022	000	908,719.24
Receipts from Grazing, Etc., Public Lands within Grazing Districts, Miscellaneous, Bureau of Land Management	014		5044	000	47,525.56
Receipts from Oil and Gas Leases, National Petroleum Reserve in Alaska, Office of Natural Resources Revenue, Interior	014	X	5045	001	30,895,318.40
Rents and Charges for Quarters, Bureau of Land Management	014	X	5048	001	995,377.96
Rents and Charges for Quarters, National Park Service	014	X	5049	001	24,038,800.64
Rents and Charges for Quarters, United States Fish and Wildlife Service	014	X	5050	001	3,815,166.54
Rents and Charges for Quarters, Bureau of Indian Affairs	014	X	5051	001	6,137,725.38
Rents and Charges for Quarters, Bureau of Reclamation, Interior	014	X	5053	001	298,905.12
Rents and Charges for Quarters, Geological Survey	014	X	5055	001	52,037.84
Receipts from Operations of North Platte Project (Gering and Fort Laramie, Goshen, and Pathfinder Irrigation Districts),	014	X	5058	001	6,242.03
Delaware Water Gap Route 209 Commercial Operation Fees, National Park Service	014	X	5078	001	6,000.00
National Wildlife Refuge Fund, United States Fish and Wildlife Service	014	X	5091	001	8,956,810.37
Proceeds from Sales, Water Resource Development Projects, United States Fish and Wildlife Service	014	X	5092	001	283,264.97
Recreation Enhancement Fee Program, Bureau of Reclamation	014	X	5109	001	940,739.41
Recreational Fee Demonstration Program, National Park Service	014	X	5110	001	348,630,644.23
Receipts from Clark County, Nevada Land Sales, 15% Fund, Bureau of Land Management	014	X	5129	001	7,623,375.00
Revenues, Indian Arts and Crafts Board	014	X	5130	001	343,998.65
Grazing Fees for Range Improvements, Taylor Grazing Act, as Amended	014		5132	000	6,882,813.66
Sale of Public Land and Materials, 5% Fund to States	014		5133	000	1,746,776.55
Moneys Due Oklahoma from Royalties, Oil and Gas, South Half of Red River, Office of Natural Resources Revenue, Interior	014	X	5134	001	9,435.08
State Cost Sharing, Lahontan Valley and Pyramid Lake Fish and Wildlife Fund	014	X	5157	004	2,053,003.00
Rental Payments, Park Buildings Lease and Maintenance Fund, National Park Service	014	X	5163	001	10,833,233.45
Transportation Systems Fund, National Park Service	014	X	5164	001	91,368.00
Forest Ecosystems Health and Recovery-Disposal of Salvage Timber, Bureau of Land Management	014	X	5165	001	40,753,743.52
Concessioner Improvement Accounts Deposit, National Park Service	014	X	5169	001	9,802,471.77
Revenue, Central Valley Project Restoration Fund, Bureau of Reclamation	014	X	5173	003	29,832,514.57
Natural Resource Damage Assessment and Restoration Fund, U.S. Fish and Wildlife Service, Interior	014	X	5198	001	588,239,331.54
Land Sales, South Nevada Public Land Management	014	X	5232	001	406,404,035.35
Deposits, Operation and Maintenance, Indian Irrigation Systems	014	X	5240	001	37,835,168.36
Alaska Resupply Program, Bureau of Indian Affairs	014	X	5242	001	307,153.20
National Forest Fund, Payments to States, Office of Natural Resources Revenue, Interior	014	X	5243	001	8,592,075.09
Filming and Special Use Fee Program, National Park Service	014	X	5247	001	175,151.36
Receipts from Leases of Lands Acquired for Flood Control Navigation and Allied Purposes, Office of Natural Resources Revenue,	014	X	5248	001	83,829,904.75
Timber Sales Pipeline Restoration Fund, Bureau of Land Management	014	X	5249	001	5,324,109.13
Recreation Fee Enhancement Program, U.S. Fish and Wildlife Service	014	X	5252	001	7,564,167.72
Federal Land Disposal Account, Bureau of Land Management	014	X	5260	001	4,106,692.24
Interest on Investment in GSES, Tribal Special Fund, Bureau of Trust Funds Administration, Interior	014	X	5265	003	9,653,535.25
Return of Principal from Private Sector Investments, Tribal Special Fund, Bureau of Trust Funds Administration, Interior	014	X	5265	004	6,793,619.07
Miscellaneous Sales of Assets, Tribal Special Fund, Bureau of Trust Funds Administration, Interior	014	X	5265	005	32,000,000.00
Recreational Fee Demonstration Program, Bureau of Land Management	014	X	5431	001	31,114,785.86
Park Concessions Franchise Fees, National Park Service	014	X	5439	001	143,199,702.15
Sale of Land, Lincoln County Land Act, Bureau of Land Management	014	X	5469	001	43,875.00
Funds Reserved, Title II Projects on Federal Lands, Bureau of Land Management	014	X	5485	001	2,631,785.41
San Joaquin River Restoration Fund Receipts, Bureau of Reclamation, Interior	014	X	5537	001	18,103,026.38
Rent from Mineral Leases, Permit Processing Fund, Bureau of Land Management	014	X	5573	001	4,887,360.68
Oil and Gas Permit Processing Fee - 85%, Bureau of Land Management, Interior	014	X	5573	003	40,377,920.00
Oil and Gas Permit Processing Fee - 15%, Bureau of Land Management, Interior	014	X	5573	004	-10,230.00
Geothermal Lease Revenues, County Share, Office of Natural Resources Revenue, Interior	014	X	5574	001	5,469,234.10
Leases from Naval Petroleum Reserve Numbered 2 Lands	014	X	5576	001	5,066.00
Reclamation Water Settlements Fund, Bureau of Reclamation, Interior	014	X	5593	001	120,000,000.00
Earnings on Investments, Bureau of Reclamation, Interior	014	X	5593	002	3,315,823.27
Rents and Charges for Quarters, Bureau of Indian Education, Interior	014	X	5621	001	22,443.84
Power Revenues, Indian Irrigation Projects	014	X	5648	001	77,974,896.43
Revenues, Colorado River Dam Fund, Boulder Canyon Project, Bureau of Reclamation	014	X	5656	001	94,287,109.21
Fees from Visitors to Grand Teton and Yellowstone National Parks, 25% Fund	014	X	5666	001	15,680.49
Water Storage Enhancement Receipts, Bureau of Reclamation, Interior	014		5704	001	5,701,900.80
Fees, National Park Medical Services Fund, National Park Service, Interior	014		5762	001	1,088,328.86
Donations, National Park Medical Services Fund, National Park Service, Interior	014		5762	003	1,000.00
Sale of Public Land and Materials	014		5881	000	-8,577,441.26
Oregon and California Land-Grant Fund (See 2229 for General Account; 5136 and 5885 for Special Accounts)	014		5882	000	-17,562,769.15
Funds Reserved, Oregon and California Grant Lands, Bureau of Land Management	014	X	5884	001	28,173,325.45
Receipts from National Grasslands, Bureau of Land Management	014		5896	001	993,050.06
Coos Bay Wagon Road Grant Fund (By Years) (See 2229 for General Account; and 5898 for Special Account)	014		5897	000	477,846.52
Funds Reserved, Coos Bay Wagon Road Grant Lands, Bureau of Land Management	014	X	5898	001	228,646.89
<b>Trust Fund Accounts:</b>					
Interest on Investment in GSES, Tribal Trust Fund, Bureau of Trust Funds Administration, Interior	014	X	8030	003	4,895,257.79
Return of Principal from Private Sector Investments, Tribal Trust Fund, Bureau of Trust Funds Administration, Interior	014	X	8030	004	54,050,620.98
Miscellaneous Sales of Assets, Tribal Trust Fund, Bureau of Trust Funds Administration, Interior	014	X	8030	005	1,552,348,251.55
Donations to National Park Service	014	X	8037	001	96,080,557.05
Contributions and Deposits, Bureau of Land Management	014	X	8069	001	23,716,821.53
Deposits, Reclamation Trust Funds	014	X	8070	001	302,012.57
Deposits, Contributed Funds, United States Fish and Wildlife Service	014	X	8216	001	3,004,285.82

Receipts By Department - Continued

Classification	Account Symbol				Amount
	AID	A	MAIN	SUB	
Gifts and Donations, Bureau of Indian Affairs	014	X	8361	001	924,567.57
Contributed Funds, Geological Survey, Interior	014	X	8562	001	1,669,721.76
<b>Budget Clearing Accounts:</b>					
Proceeds of Sales, Personal Property, Geological Survey	014	F	3845	008	-442,038.22
Proceeds of Sales, Personal Property, United States Fish and Wildlife Service	014	F	3845	016	-400,660.11
Proceeds of Sales, Personal Property, Office of Surface Mining Reclamation and Enforcement	014	F	3845	018	204,658.00
Total, Proprietary Receipts from the Public					12,721,314,826.73
<b>Intrabudgetary Receipts Deducted by Agency</b>					
<b>General Fund Accounts:</b>					
Collections of Receivables from Cancelled Accounts, Interior	014		3200	000	1,610.19
<b>Special Fund Accounts:</b>					
Earnings on Investments, Office of Surface Mining Reclamation and Enforcement	014	X	5015	009	98,245,488.81
Earnings on Investments, Federal Aid to 1975 Wildlife Restoration Fund	014	X	5029	002	25,894,325.94
Payment from the General Fund, Cooperative Endangered Species Conservation Fund	014		5143	000	96,371,357.35
Interest on Principal, Utah Reclamation Mitigation and Conservation Account	014	X	5174	002	7,492,500.54
Earnings on Investments, Natural Resource Damage Assessment and Restoration Fund, U.S. Fish and Wildlife Service, Interior	014	X	5198	002	16,294,221.38
Earnings on Investment, Southern Nevada Public Land Management	014	X	5232	002	2,192,859.43
Earnings on Investments, Operation and Maintenance, Indian Irrigation Systems	014	X	5240	002	413,830.45
Earnings on Investment, Tribal Special Fund, Bureau of Trust Funds Administration, Interior	014	X	5265	002	386,606.86
Interest Earned, Environmental Improvement and Restoration Fund, Office of Natural Resources Revenue, Interior	014	X	5425	002	34,765,458.10
Earnings on Investments, Lincoln County Land Act, Bureau of Land Management	014	X	5469	002	109,907.57
Earnings on Investments, Low-Hazard Indian Dam Safety Deferred Maintenance Fund	014		5638	002	121,894.68
Earnings on Investments, Indian Irrigation Fund, Bureau of Indian Affairs and Indian Education	014		5639	002	366,352.61
Earnings on Investments, Power Revenues, Indian Irrigation Projects	014	X	5648	002	204,796.79
Interest Earned on Investments, Blackfeet Water Settlement Implementation Fund, Bureau of Reclamation	014	X	5668	002	1,475,079.82
Earnings on Investments, National Parks and Public Land Legacy Restoration Fund, Department-Wide Pro	014	X	5715	002	3,820,383.08
<b>Budget Clearing Accounts:</b>					
Undistributed Intragovernmental Payments, Bureau of Land Management	014	F	3885	011	-5,928,783.34
Total, Intrabudgetary Receipts Deducted by Agency					282,227,890.26
<b>Undistributed Offsetting Receipts</b>					
<b>General Fund Accounts:</b>					
Rent and Bonuses on Outer Continental Shelf Lands, Interior	014		1820	000	3,650,358,818.31
Royalties on Outer Continental Shelf Lands, Interior	014		2020	000	5,940,915,745.96
Arctic National Wildlife Refuge (ANWR) Oil and Gas Leasing Revenues, Federal Share, Interior	014		2025	000	1,325,858.50
<b>Special Fund Accounts:</b>					
Land and Water Conservation Fund, Surplus Property Sales, National Park Service	014		5005	002	146,000.00
Land and Water Conservation Fund, Rent Receipts, Outer Continental Shelf Lands, National Park Service	014		5005	007	891,717,568.16
Outer Continental Shelf Rents and Bonuses, LWCF Share from Certain Leases, National Park Service	014		5005	009	1,897,000.00
Outer Continental Shelf Royalties, LWCF Share from Certain Leases, National Park Service	014		5005	010	123,103,000.00
Historic Preservation Fund, Receipts, Outer Continental Shelf Lands	014		5140	000	150,000,000.00
Arctic National Wildlife Refuge, Rent, Royalties, and Bonuses, (Alaska Share), Office of Natural Resources Revenue, Interior	014	X	5488	001	1,828,775.00
Outer Continental Shelf Rents and Bonuses, State Share from Certain Gulf of Mexico Leases, Office of Natural Resources	014	X	5535	001	18,750,692.26
Outer Continental Shelf Royalties, Office of Natural Resources Revenue, Interior	014	X	5535	002	355,376,556.26
<b>Trust Fund Accounts:</b>					
Earnings on Investment, Tribal Trust Fund, Bureau of Trust Funds Administration, Interior	014	X	8030	002	4,002,646.86
Earnings on Investments, Donations to National Park Service, National Park Service, Interior	014	X	8037	002	850,659.42
Earnings on Investments, Preservation, Birthplace of Abraham Lincoln	014	X	8052	002	3,442.50
<b>Budget Clearing Accounts:</b>					
Budget Clearing Account (Suspense), Mineral Leasing Rights	014	F	3875	017	695,454,040.87
Total, Undistributed Offsetting Receipts					11,835,730,804.10
<b>Offsetting Governmental Receipts</b>					
<b>Special Fund Accounts:</b>					
Earnings on Investment, High-Hazard Indian Dam Safety Deferred Maintenance Fund	014		5637	002	285,613.28
Total, Offsetting Governmental Receipts					285,613.28
Total, Department of the Interior					26,303,612,061.08
<b>Department of Justice</b>					
<b>Budget Receipts</b>					
<b>General Fund Accounts:</b>					
Registration Fees, Drug Enforcement Administration	015		0854	000	15,000,000.00
Chapter Eleven Filing Fees, Bankruptcy, Justice	015		0870	000	5,400,000.00
Fines, Penalties, and Forfeitures, Narcotic, Prohibition and Alcohol Laws, DEA, Justice	015		1050	011	18,761,439.72
<b>Special Fund Accounts:</b>					
Fines, Penalties, and Forfeitures, Crime Victims Fund, Justice	015	X	5041	001	821,605,661.49
Child Pornography Victims Reserve Assessments, Crime Victims Fund, Justice	015	X	5041	004	545,889.58
Forfeited Cash and Proceeds from the Sale of Forfeited Property, Justice	015	X	5042	001	1,710,506,509.87
Fines, Penalties, and Forfeitures, Domestic Trafficking Victims' Fund, Office of Justice Programs, Justice	015	X	5606	001	1,552,525.34
Fines, Penalties, and Forfeitures, United States Victims of State Sponsored Terrorism Fund, General Legal Activities, Justice	015	X	5608	001	36,229,167.80
Total, Budget Receipts					2,609,601,193.80
<b>Proprietary Receipts from the Public</b>					
<b>General Fund Accounts:</b>					
General Fund Proprietary Interest, Not Otherwise Classified	015		1435	000	14,073.58
General Fund Proprietary Interest, Not Otherwise Classified, FBI, Justice	015		1435	002	-172.38
General Fund Proprietary Interest, Not Otherwise Classified, OJP, Justice	015		1435	004	9,076.58
General Fund Proprietary Interest, Not Otherwise Classified, ATF, Justice	015		1435	007	14.90
General Fund Proprietary Interest, Not Otherwise Classified, BOP, Justice	015		1435	010	861.14
General Fund Proprietary Receipts, Not Otherwise Classified, All Other	015		3220	000	14,516,815.42
General Fund Proprietary Receipts, Not Otherwise Classified, All Other, FBI, Justice	015		3220	002	14,204,661.10
General Fund Proprietary Receipts, Not Otherwise Classified, All Other, General Administration, Justice	015		3220	003	117,369,487.85

## Receipts By Department - Continued

Classification	Account Symbol				Amount
	AID	A	MAIN	SUB	
General Fund Proprietary Receipts, Not Otherwise Classified, All Other, ATF, Justice	015		3220	007	283,300.92
General Fund Proprietary Receipts, Not Otherwise Classified, All Other, BOP, Justice	015		3220	010	938,621.57
General Fund Proprietary Receipts, Not Otherwise Classified, All Other, DEA, Justice	015		3220	011	977,772.49
General Fund Proprietary Receipts, Not Otherwise Classified, All Other, USMS, Justice	015		3220	018	4,296,481.02
<b>Trust Fund Accounts:</b>					
Gifts and Bequests, Justice Gift Fund	015	X	8305	001	275,000.00
Gifts, Crime Victims Fund	015	X	8306	001	1,023.00
<b>Budget Clearing Accounts:</b>					
Collections and/or Payments Default, Justice	015	F	3500	000	-5,072.76
Proceeds of Sales, Personal Property, Federal Bureau of Investigation	015	F	3845	002	40,187.37
Proceeds of Sales, Personal Property, Drug Enforcement Administration	015	F	3845	011	166,251.21
Budget Clearing Account (Suspense), Federal Bureau of Investigation	015	F	3875	002	100,000.00
Budget Clearing Account (Suspense), Federal Prison System	015	F	3875	010	-1,164,368.87
Total, Proprietary Receipts from the Public					152,024,014.14
<b>Intrabudgetary Receipts Deducted by Agency</b>					
<b>General Fund Accounts:</b>					
Collections of Receivables from Cancelled Accounts	015		3200	000	62,386.27
Collections of Receivables from Canceled Accounts, FBI, Justice	015		3200	002	56,656.11
Collections of Receivables from Canceled Accounts, OJP, Justice	015		3200	004	3,779.78
Collections of Receivables from Canceled Accounts, BOP, Justice	015		3200	010	8,739.09
Collections of Receivables from Canceled Accounts, DEA, Justice	015		3200	011	86,262.75
<b>Special Fund Accounts:</b>					
Earnings on Investments, Assets Forfeiture Fund, Justice	015	X	5042	002	21,161,627.18
Earnings on Investments, United States Trustee System Fund, Justice	015	X	5073	002	229,024.68
Earnings on investments, United States Victims of State Sponsored Terrorism Fund, General Legal Activities, Justice	015	X	5608	002	1,486,510.78
<b>Trust Fund Accounts:</b>					
Payment from the General Fund, Radiation Exposure Compensation Trust Fund, Justice	015	X	8116	001	70,000,000.00
<b>Budget Clearing Accounts:</b>					
Undistributed Intragovernmental Payments, Legal Activities	015	F	3885	001	-274,310,643.27
Undistributed Intragovernmental Payments, Federal Bureau of Investigation	015	F	3885	002	35,217.29
Total, Intrabudgetary Receipts Deducted by Agency					-181,180,439.34
<b>Offsetting Governmental Receipts</b>					
<b>Special Fund Accounts:</b>					
Fees for Bankruptcy Oversight, United States Trustee System Fund, Justice	015	X	5073	001	195,530,467.84
Diversion Control Fee Account	015	X	5131	001	574,220,404.02
Diversion Control Fee, OGV Proceeds, DEA, Justice	015	X	5131	004	657,544.12
Total, Offsetting Governmental Receipts					770,408,415.98
Total, Department of Justice					3,350,853,184.58
<b>Department of Labor</b>					
<b>Budget Receipts</b>					
<b>General Fund Accounts:</b>					
Federal Unemployment Tax Act Taxes	020		0121	000	1,299.69
<b>Special Fund Accounts:</b>					
Fees, HIRE Vets Medallion Award Fund, Departmental Management, Labor	016		5623	001	143,925.00
<b>Trust Fund Accounts:</b>					
Transfers from General Fund of Amounts Equal to FUTA Taxes, Unemployment Trust Fund	016	X	8042	001	6,926,585,023.35
State Accounts, Deposits by States, Unemployment Trust Fund	016	X	8042	003	59,293,971,716.44
Deposits by Railroad Retirement Board, Unemployment Trust Fund	016	X	8042	005	276,894,779.26
Receipts, Relief and Rehabilitation, Longshoremens and Harbor Workers' Compensation Act, as Amended, Labor	016	X	8130	001	102,437,917.67
Receipts, Relief and Rehabilitation, Workmen's Compensation Act, within the District of Columbia, Labor	016	X	8134	001	5,628,221.00
Transfer from General Fund, Black Lung Benefits Revenue Act Taxes, Black Lung Disability Trust Fund	016	X	8144	001	180,320,484.00
Total, Budget Receipts					66,785,983,366.41
<b>Proprietary Receipts from the Public</b>					
<b>General Fund Accounts:</b>					
General Fund Proprietary Interest, Not Otherwise Classified	016		1435	000	796,151.76
Sale of Public Land, Buildings, and Easements to Remain in Federal Ownership (non-GSA Sales), Labor	016		2612	000	279,961.00
General Fund Proprietary Receipts, Not Otherwise Classified, All Other	016		3220	000	15,309,689.05
<b>Trust Fund Accounts:</b>					
Interest on Unemployment Insurance Loans to States, Federal Unemployment Trust Fund	016	X	8042	004	653,328,206.71
Interest Income, Cash Management Improvement Act, Unemployment Trust Fund	016	X	8042	014	958,467.00
Miscellaneous Interest, Black Lung Disability Trust Fund	016	X	8144	004	2,223,288.24
Total, Proprietary Receipts from the Public					672,895,763.76
<b>Intrabudgetary Receipts Deducted by Agency</b>					
<b>General Fund Accounts:</b>					
Collections of Receivables from Cancelled Accounts, Labor	016		3200	000	12,822,166.22
<b>Special Fund Accounts:</b>					
Interest on Investments, Panama Canal Commission Compensation Fund, Labor	016	X	5155	002	168,196.72
<b>Trust Fund Accounts:</b>					
Federal Employees Compensation Account Deposits by Federal Agencies, Unemployment Trust Fund	016	X	8042	010	323,915,228.31
Payments from the General Fund for Extending Unemployment Compensation	016	X	8042	013	-209,174,818.94
Payment from the General Fund for Prepayment Premium, Black Lung Disability Trust Fund, Treasury	016	X	8144	007	-2,867.10
Total, Intrabudgetary Receipts Deducted by Agency					127,727,905.21

# Receipts By Department - Continued

Classification	Account Symbol				Amount
	AID	A	MAIN	SUB	
<b>Undistributed Offsetting Receipts</b>					
<b>Trust Fund Accounts:</b>					
Earnings on Investments, Unemployment Trust Fund	016	X	8042	002	1,008,270,312.91
Earnings on Investments, Relief and Rehabilitation, Longshoreman's and Harbor Workers' Compensation Act, as Amended, Labor	016	X	8130	002	425,929.21
Earnings on Investments, Relief and Rehabilitation, Workmen's Compensation Act, within the District of Columbia, Labor	016	X	8134	002	21,176.88
Total, Undistributed Offsetting Receipts					1,008,717,419.00
Total, Department of Labor					68,595,324,454.38
<b>Department of State</b>					
<b>Budget Receipts</b>					
<b>General Fund Accounts:</b>					
Immigration, Passport, and Consular Fees	015		0830	000	70.85
Excise Taxes, State	019		0152	000	622.70
Immigration, Passport, and Consular Fees	019		0830	000	188,601,475.08
<b>Trust Fund Accounts:</b>					
Deductions from Employees' Salaries, Foreign Service Retirement and Disability Fund, State	019	X	8186	001	42,563,213.24
Voluntary Contributions, Donations, Service Credit Payments, Etc., Foreign Service Retirement and Disability Fund, Suspense	019	X	8186	003	1,173,159.80
Total, Budget Receipts					232,338,541.67
<b>Proprietary Receipts from the Public</b>					
<b>General Fund Accounts:</b>					
General Fund Proprietary Interest, Not Otherwise Classified	019		1435	000	1,727,033.90
General Fund Proprietary Receipts, Not Otherwise Classified, All Other	019		3220	000	5,767,454.87
<b>Special Fund Accounts:</b>					
Sale and Rent of Real Property, International Center, Washington, D.C., State	019	X	5151	001	683,571.48
Consular and Border Security Programs, Expedited Passport Fees, State	019	X	5713	001	338,672,617.03
Consular and Border Security Programs, Passport Security Surcharge, State	019	X	5713	003	1,368,330,642.67
Consular and Border Security Programs, Western Hemisphere Travel Initiative Surcharge, State	019	X	5713	004	454,167,854.93
Consular and Border Security Programs, Machine Readable Visa Fee, State	019	X	5713	005	1,643,932,618.70
Consular and Border Security Programs, Immigrant Visa Security Surcharge, State	019	X	5713	006	49,696,848.13
Consular and Border Security Programs, Affidavit of Support Fee, State	019	X	5713	007	35,620,584.00
Consular and Border Security Programs, Diversity Visa Lottery Fee, State	019	X	5713	008	21,466,969.44
Passport Application and Execution Fee, Consular and Border Security Programs, State	019	X	5713	009	427,313,875.00
<b>Trust Fund Accounts:</b>					
Department of State Unconditional Gift Fund	019	X	8821	001	16,035,464.41
Conditional Gift Fund, General, State	019	X	8822	001	1,171,604.01
<b>Budget Clearing Accounts:</b>					
Proceeds of Sales, Personal Property (Suspense), State	019	F	3845	000	736,168.03
Budget Clearing Account (Suspense), State	019	F	3875	000	690,159.21
Budget Clearing Account (Suspense), for CAPPs Only, Office of Finance	019	F	3875	003	-21,384,447.49
Unavailable Check Cancellations and Overpayments (Suspense), for CAPPs Only, Office of Finance, State	019	F	3880	003	-4,758.35
Unavailable Check Cancellations and Overpayments (Suspense), Charleston, SC	019	F	3880	069	124,757.98
Total, Proprietary Receipts from the Public					4,344,749,017.95
<b>Intrabudgetary Receipts Deducted by Agency</b>					
<b>General Fund Accounts:</b>					
Charges for Services to Trust Funds	019		2414	000	5,660.00
Collections of Receivables from Cancelled Accounts, State	019		3200	000	7,288,357.51
<b>Special Fund Accounts:</b>					
Earnings on Investments, International Center, Washington, D. C., State	019	X	5151	002	13,834.18
Proprietary Receipts, International Litigation Fund, State	019	X	5177	001	2,670,000.00
Federal Payments, International Litigation Fund, State	019	X	5177	002	3,603,000.00
Employing Agency Contributions, Foreign Service National Defined Contributions Retirement Fund, State	019	X	5497	001	299,318,197.02
Interest on Investments, Foreign Service National Defined Contributions Retirement Fund, State	019	X	5497	002	685,434.32
Employee Contributions, Foreign Service National Defined Contributions Retirement Fund, State	019	X	5497	005	6,359,738.57
<b>Trust Fund Accounts:</b>					
Receipts from Civil Service Retirement and Disability Fund, Suspense	019	X	8186	005	1,237,428.96
Federal Contribution, Foreign Service Retirement and Disability Fund	019	X	8186	008	500,400,000.00
Foreign Service National Separation Liability Trust Fund, State	019	X	8340	001	34,999,171.49
<b>Budget Clearing Accounts:</b>					
Undistributed Intragovernmental Payments, for CAPPs Only, Office of Finance, State	019	F	3885	003	81,883,831.63
Total, Intrabudgetary Receipts Deducted by Agency					938,464,653.68
<b>Undistributed Offsetting Receipts</b>					
<b>Trust Fund Accounts:</b>					
Earnings on Investments, Foreign Service Retirement and Disability Fund	019	X	8186	002	456,141,854.75
Employing Agency Contributions, Foreign Service Retirement and Disability Fund, Suspense	019	X	8186	004	395,694,726.35
Interest and Earnings on Investments, Israeli Arab Scholarship Program	019	X	8271	002	108,962.98
Earnings on Investments, Center for Middle Eastern-Western Dialogue Trust Fund, State	019	X	8813	002	209,766.66
Earnings on Investments, Conditional Gift Fund, General, State	019	X	8822	002	538,156.76
Earnings on Investments, Eisenhower Exchange Fellowship Program Trust Fund	570	X	8276	002	44,774.85
Total, Undistributed Offsetting Receipts					852,738,242.35
Total, Department of State					6,368,290,455.65
<b>Department of Transportation</b>					
<b>Budget Receipts</b>					
<b>Special Fund Accounts:</b>					
Aviation User Fees, Overflight Fees, Federal Aviation Administration, Transportation	069	X	5422	001	93,924,788.48

Receipts By Department - Continued

Classification	Account Symbol				Amount
	AID	A	MAIN	SUB	
<b>Trust Fund Accounts:</b>					
Deposits, Highway Account, (Highway Trust Fund)	069	X	8102	001	40,883,205,551.83
Deposits, Mass Transit Account (Highway Trust Fund)	069	X	8102	011	5,748,256,380.02
Deposits, Airport and Airway Trust Fund	069	X	8103	001	11,376,625,835.37
Drug and Alcohol Clearinghouse Fees, Motor Carrier Safety Operations and Programs, Transportation	069	X	8159	003	6,776,989.00
Total, Budget Receipts					58,108,789,544.70
<b>Proprietary Receipts from the Public</b>					
<b>General Fund Accounts:</b>					
General Fund Proprietary Interest, Not Otherwise Classified	069		1435	000	407,027.42
Maritime (Title XI) Loan Program, Negative Subsidy Receipt Account, Maritime Administration, Transportation	069		2696	000	1,293,684.00
Maritime (Title XI) Loan Program, Downward Reestimates of Subsidies, Maritime Administration, Transportation	069		2728	003	47,105,039.88
Minority Business Resource Center Guaranteed Loans, Downward Reestimates of Subsidies	069		2739	003	196,325.86
Railroad Rehabilitation and Improvement Financing, Negative Subsidies, Office of the Secretary, Transportation	069		2760	001	1,167,902.06
Downward Reestimates, Railroad Rehabilitation and Improvement Program, Office of the Secretary, Transportation	069		2760	003	95,771,002.90
Transportation Infrastructure Finance and Innovation Program, Negative Subsidies, Office of the Secretary, Transportation	069		2768	001	26,855,974.16
Transportation Infrastructure Finance and Innovation Program, Downward Reestimates Subsidies, Office of the Secretary, Transportation	069		2768	003	1,063,663,118.27
General Fund Proprietary Receipts, Not Otherwise Classified, All Other	069		3220	000	31,033,311.08
<b>Special Fund Accounts:</b>					
Fees for Training and Planning, Emergency Preparedness Grant, Pipeline and Hazardous Materials Safety Administration, Property Disposal or Lease Proceeds, Aviation User Fees, Federal Aviation Administration, Transportation	069	X	5282	001	25,869,725.00
	069	X	5422	003	1,306,616.13
<b>Trust Fund Accounts:</b>					
Advances from State Cooperating Agencies and Foreign Governments, Federal Highway Administration	069	X	8054	001	6,690,405.73
Interest Income, Cash Management Improvement Act, Highway Account (Highway Trust Fund)	069	X	8102	014	75,632.00
Interest Income, Cash Management Improvement Act, Airport and Airway Trust Fund	069	X	8103	014	209.00
Royalties, Federal Aviation Administration, Transportation	069		8108	001	19,008.00
Licensing and Insuring Fees, Motor Carrier Safety Operations and Programs, Transportation	069	X	8159	001	60,005,978.96
Contributions for Highway Research Program	069	X	8264	001	544,585.40
Gifts and Bequests, Maritime Administration	069	X	8503	001	1,024,609.95
<b>Budget Clearing Accounts:</b>					
Unavailable Check Cancellations and Overpayments (Suspense), Federal Aviation Administration	069	F	3880	013	-8,818.47
Total, Proprietary Receipts from the Public					1,363,021,337.33
<b>Intrabudgetary Receipts Deducted by Agency</b>					
<b>General Fund Accounts:</b>					
Collections of Receivables from Cancelled Accounts	069		3200	000	11,106,345.11
<b>Trust Fund Accounts:</b>					
Payment from the General Fund, Highway Trust Fund (Mass Transit), Federal Highway Administration, Transportation	069	X	8102	013	28,000,000,000.00
Payment from the General Fund, Highway Trust Fund, Treasury	069	X	8102	034	90,000,000,000.00
Payment From The General Fund, National Surface Transportation and Innovative Finance Bureau Highway Trust Fund Account,	069	X	8634	001	206,245,999.52
<b>Budget Clearing Accounts:</b>					
Undistributed Intergovernmental Payments, Federal Aviation Administration	069	F	3885	013	435,881.05
Total, Intrabudgetary Receipts Deducted by Agency					118,217,788,225.68
<b>Undistributed Offsetting Receipts</b>					
<b>Trust Fund Accounts:</b>					
Earnings on Investments, Highway Trust Fund	069	X	8102	002	977,927,535.73
Earnings on Investments, Airport and Airway Trust Fund	069	X	8103	002	172,747,592.91
Total, Undistributed Offsetting Receipts					1,150,675,128.64
<b>Offsetting Governmental Receipts</b>					
<b>General Fund Accounts:</b>					
Registration, Filing, and Permit Fees, Pipeline and Hazardous Materials Administration, Transportation	069		0855	000	584,725.00
<b>Special Fund Accounts:</b>					
Pipeline Safety User Fees, Research and Special Programs Administration	069		5172	000	147,082,646.36
Underground Natural Gas Storage Facility Safety	069		5172	004	7,969,255.29
Total, Offsetting Governmental Receipts					155,636,626.65
Total, Department of Transportation					178,995,910,863.00
<b>Department of the Treasury</b>					
<b>Budget Receipts</b>					
<b>General Fund Accounts:</b>					
Forfeitures of Unclaimed Money and Property	000		1060	000	13.82
Fines, Penalties, and Forfeitures, Not Otherwise Classified	000		1099	000	38,657.44
Forfeitures of Unclaimed Money and Property	003		1060	000	2,068,401.41
Registration and Filing Fees	010		0850	000	1,256,726.38
Filing Fees, The Judiciary	010		0864	000	49,264,416.93
Filing Fees, Bankruptcy, The Judiciary	010		0865	000	158,304.09
Fees for Legal and Judicial Services, Not Otherwise Classified	010		0869	000	37,066,874.24
Forfeitures of Unclaimed Money and Property	010		1060	000	575,472.31
Fines, Penalties, and Forfeitures, Not Otherwise Classified	010		1099	000	1,055,503.29
Forfeitures of Unclaimed Money and Property	011		1060	000	1,867.54
Miscellaneous Fees for Regulatory and Judicial Services, Not Otherwise Classified	012		0891	000	776,897.96
Fines, Penalties, and Forfeitures, Agricultural Laws	012		1010	000	2,801,847.75
Forfeitures of Unclaimed Money and Property	012		1060	000	421,162.30
Fines, Penalties, and Forfeitures, Not Otherwise Classified	012		1099	000	8,993,564.09
Miscellaneous Fees for Regulatory and Judicial Services, Not Otherwise Classified	013		0891	000	1,457,279.18
Fines, Penalties, and Forfeitures, Customs, Commerce and Antitrust Laws	013		1040	000	2,126,716.46
Fines, Penalties, and Forfeitures, Not Otherwise Classified	013		1099	000	66,224.97
Miscellaneous Fees for Regulatory and Judicial Services, Not Otherwise Classified	014		0891	000	1,233.91
Forfeitures of Unclaimed Money and Property	014		1060	000	267,798.05
Fines, Penalties, and Forfeitures, Not Otherwise Classified	014		1099	000	4,416,746.26
Miscellaneous Fees for Regulatory and Judicial Services, Not Otherwise Classified	015		0891	000	5,176,120.00



# Receipts By Department - Continued

Classification	Account Symbol				Amount
	AID	A	MAIN	SUB	
Fines, Penalties, and Forfeitures, Customs, Commerce and Antitrust Laws	015		1040	000	35,281,883.45
Forfeitures of Unclaimed Money and Property	015		1060	000	310.22
Forfeitures of Unclaimed Money and Property, DEA, Justice	015		1060	002	434,614.43
Forfeitures of Unclaimed Money and Property, BOP, Justice	015		1060	010	16,782.28
Fines, Penalties, and Forfeitures, Not Otherwise Classified	015		1099	000	35,709.67
Fines, Penalties, and Forfeitures, Not Otherwise Classified, FBI, Justice	015		1099	002	8,027.61
Fines, Penalties, and Forfeitures, Not Otherwise Classified, General Administration, Justice	015		1099	003	12,131,235.16
Fines, Penalties, and Forfeitures, Not Otherwise Classified, ATF, Justice	015		1099	007	94,537.13
Fines, Penalties, and Forfeitures, Not Otherwise Classified, BOP, Justice	015		1099	010	115.00
Fees for Legal and Judicial Services, Not Otherwise Classified	016		0869	000	245.80
Fines, Penalties, and Forfeitures, Immigration and Labor Laws	016		1030	000	192,366,295.19
Fines, Penalties, and Forfeitures, Mine Safety and Health Administration	016		1080	000	36,885,716.63
Fines, Penalties, and Forfeitures, Not Otherwise Classified	016		1099	000	1,222,782.69
Forfeitures of Unclaimed Money and Property	017		1060	000	188,193.85
Fines, Penalties, and Forfeitures, Not Otherwise Classified	017		1099	000	907,880.04
Fees for Legal and Judicial Services, Not Otherwise Classified	019		0869	000	223.00
Miscellaneous Fees for Regulatory and Judicial Services, Not Otherwise Classified	019		0891	000	138,153.21
Forfeitures of Unclaimed Money and Property	019		1060	000	1,234,482.30
Fines, Penalties, and Forfeitures, Not Otherwise Classified	019		1099	000	8,205,000.00
Withheld Individual Income and FICA Taxes	020		0101	000	1,731,532,029,401.65
Individual Income Tax, Other	020		0110	000	1,146,751,565,389.68
Corporation Income and Excess Profits Taxes	020		0111	000	476,188,776,579.81
Excise Taxes	020		0152	000	6,935,979,746.78
Excise Taxes-TTB	020		0152	010	18,001,025,047.69
Estate and Gift Taxes	020		0153	000	33,355,276,406.96
Duties on Imports	020		0310	000	72,480,419,900.68
Deposit of Earnings, Federal Reserve System	020		0650	000	106,674,493,047.34
Registration and Filing Fees	020		0850	000	2,025.00
Miscellaneous Fees for Regulatory and Judicial Services, Not Otherwise Classified	020		0891	000	686,197,853.00
Refunding Internal Revenue Collections (Indefinite), Treasury	020	X	0903	000	-305,515,380,687.73
Fines, Penalties, and Forfeitures, Customs, Commerce and Antitrust Laws	020		1040	000	87,108,837.50
Forfeitures of Unclaimed Money and Property -FSM	020		1060	018	9,136,961.67
Forfeitures of Unclaimed Money and Property -FSD	020		1060	070	109,321.08
Fines, Penalties, and Forfeitures, Not Otherwise Classified, Departmental Offices, Treasury	020		1099	001	37,089.69
Fines, Penalties, and Forfeitures, Not Otherwise Classified, Internal Revenue Service, Treasury	020		1099	009	100,815.99
Fines, Penalties, and Forfeitures, Not Otherwise Classified, Bureau of the Fiscal Service, Treasury	020		1099	012	461.22
Fines, Penalties, and Forfeitures, Not Otherwise Classified, United States Mint, Treasury	020		1099	016	830.21
Fines, Penalties, and Forfeitures, Not Otherwise Classified, Fiscal Services Miscellaneous, Treasury	020		1099	018	30,270,978.15
Fines, Penalties, and Forfeitures, Not Otherwise Classified, Internal Revenue Service/Revenue, Treasury	020		1099	019	5,778,819.36
Fines, Penalties, and Forfeitures, Not Otherwise Classified, Community Development Financial Institution, Treasury	020		1099	028	35,203.67
Fines, Penalties, and Forfeitures, Not Otherwise Classified, D.C. Pensions Fund, Treasury	020		1099	056	16,413.04
Fines, Penalties, and Forfeitures, Not Otherwise Classified, Fiscal Services Debt, Treasury	020		1099	070	363,575.11
Fines, Penalties, and Forfeitures, Not Otherwise Classified, Office of the Comptroller of Currency, Treasury	020		1099	071	193,093,253.20
Refund of Moneys Erroneously Received and Covered (Indefinite), Treasury	020	X	1807	000	-10,408,819.24
Users Fees for IRS Ruling and Determination	020		2411	000	2,685,479.38
Recovery from Airport and Airway Trust Fund for Refunds of Taxes	020		3094	000	26,586,118.29
Miscellaneous Fees for Regulatory and Judicial Services, Not Otherwise Classified	021		0891	000	253,817.37
Fines, Penalties, and Forfeitures, Economic Stabilization Laws	021		1020	000	-450.75
Forfeitures of Unclaimed Money and Property	021		1060	000	125,457.07
Fines, Penalties, and Forfeitures, Not Otherwise Classified	021		1099	000	109,335.34
Fees for Legal and Judicial Services, Not Otherwise Classified	023		0869	000	41,347.13
Fines, Penalties, and Forfeitures, Not Otherwise Classified, National Credit Union Administration	025		1099	000	3.11
Fines, Penalties, and Forfeitures, Not Otherwise Classified	027		1099	000	34,699,985.84
Fines, Penalties, and Forfeitures, Customs, Commerce and Antitrust Laws	029		1040	000	158,018,625.89
Miscellaneous Fees for Regulatory and Judicial Services, Not Otherwise Classified	031		0891	000	4,200,000.00
Fines, Penalties, and Forfeitures, Not Otherwise Classified	031		1099	000	564,731.26
Fees for Legal and Judicial Services, Not Otherwise Classified	036		0869	000	220.80
Forfeitures of Unclaimed Money and Property	036		1060	000	13,103.11
Fines, Penalties, and Forfeitures, Not Otherwise Classified	036		1099	000	199,403.50
Fines, Penalties, and Forfeitures, Not Otherwise Classified	047		1099	000	118,583.19
Fines, Penalties, and Forfeitures, Not Otherwise Classified, National Science Foundation	049		1099	000	9,103.03
Registration, Filing and Transaction Fees, Securities and Exchange Commission	050		0850	150	587,126,356.30
Forfeitures of Unclaimed Money and Property	050		1060	000	1,143.30
Fines, Penalties, and Forfeitures, Not Otherwise Classified	050		1099	000	265,101,925.66
Fines, Penalties, and Forfeitures, Not Otherwise Classified, Federal Deposit Insurance Corporation	051		1099	000	617,300.00
Fees for Legal and Judicial Services, Not Otherwise Classified	057		0869	000	554.24
Miscellaneous Fees for Regulatory and Judicial Services, Not Otherwise Classified	057		0891	000	-314,766.70
Forfeitures of Unclaimed Money and Property	057		1060	000	125,929.08
Fines, Penalties, and Forfeitures, Not Otherwise Classified	057		1099	000	261,465.81
Fines, Penalties, and Forfeitures, Customs, Commerce and Antitrust Laws	061		1040	000	27,000,000.00
Fines, Penalties, and Forfeitures, Not Otherwise Classified	061		1099	000	4.67
Fines, Penalties, and Forfeitures, Not Otherwise Classified	065		1099	000	2,082,000.00
Fines, Penalties, and Forfeitures, Not Otherwise Classified	068		1099	000	236,838,390.81
Fines, Penalties, and Forfeitures, Customs, Commerce and Antitrust Laws	069		1040	000	30,371,344.33
Forfeitures of Unclaimed Money and Property	069		1060	000	2,465.08
Fines, Penalties, and Forfeitures, Not Otherwise Classified	069		1099	000	345,445.59
Refunds and Drawbacks, United States Customs Service (Indefinite), Treasury	070	X	0505	000	-6,184,545,258.69
Registration and Filing Fees	070		0850	000	1,565,370.63
Fines, Penalties, and Forfeitures, Immigration and Labor Laws	070		1030	000	16,520,282.71
Fines, Penalties, and Forfeitures, Customs, Commerce and Antitrust Laws	070		1040	000	110,114,759.53
Forfeiture of Unclaimed Money and Property	070		1060	000	259,669.67
Fines, Penalties, and Forfeitures, Not Otherwise Classified	070		1099	000	209,766.42
Fines, Penalties, and Forfeitures, Not Otherwise Classified	075		1099	000	336.87
Fines, Penalties, and Forfeitures, Not Otherwise Classified	080		1099	000	19,505.17
Fines, Penalties, and Forfeitures, Not Otherwise Classified, Armed Forces Retirement Home	084		1099	000	1,658.68
Fines, Penalties, and Forfeitures, Not Otherwise Classified, National Archives and Records Administration	088		1099	000	2,010.51
Fines, Penalties, and Forfeitures, Not Otherwise Classified	089		1099	000	6,471,089.77
Fines, Penalties, and Forfeitures, Not Otherwise Classified	090		1099	000	397.15
Fines, Penalties, and Forfeitures, Not Otherwise Classified	091		1099	000	3,170,809.49
Miscellaneous Fees for Regulatory and Judicial Services, Not Otherwise Classified	096		0891	000	8,304,896.56
Forfeitures of Unclaimed Money and Property	096		1060	000	151.46
Fines, Penalties, and Forfeitures, Not Otherwise Classified	096		1099	000	38,893.64
Forfeitures of Unclaimed Money and Property	097		1060	000	421.45
Fines, Penalties, and Forfeitures, Not Otherwise Classified	097		1099	000	1,087,521.33
Registration and Filing Fees, Commodity Futures Trading Commission	339		0850	140	1,141,644.00
Fines, Penalties, and Forfeitures, Not Otherwise Classified, Commodity Futures Trading Commission	339		1099	140	205,063,494.40
Fees for Legal and Judicial Services, Not Otherwise Classified, Court of Appeals for Veterans Affairs	345		0869	042	107,865.00
Fines, Penalties, and Forfeitures, Not Otherwise Classified	352		1099	000	15.94
Fines, Penalties, and Forfeitures, Not Otherwise Classified, Federal Election Commission	360		1099	160	2,665,544.68
Fines, Penalties, and Forfeitures, Corporation for National Services	485		1099	055	2,491.81
Fines, Penalties, and Forfeitures, Not Otherwise Classified, Federal Housing Finance Agency	537		1099	080	348.20
Fines, Penalties, and Forfeitures, Not Otherwise Classified, Bureau of Consumer Financial Protection	581		1099	085	17,591,405.00

## Receipts By Department - Continued

Classification	Account Symbol				Amount
	AID	A	MAIN	SUB	
<b>Special Fund Accounts:</b>					
Presidential Election Campaign Fund	020	X	5081	001	23,823,611.00
Enrolled Agent Fees Increase, Internal Revenue Service, Miscellaneous Retained Fees, Treasury	020	X	5432	004	8,005,289.42
Tax Preparer Registration Fees, IRS Miscellaneous Retained Fees, Internal Revenue Service, Treasury	020	X	5432	006	16,455,873.00
Fees, Private Collection Agent Program, Internal Revenue Service, Treasury	020	X	5510	001	63,928,201.68
Fees and Assessments, Financial Research Fund, Departmental Offices, Treasury	020	X	5590	001	87,975,303.00
Fees, Special Compliance Personnel Program, Internal Revenue Service, Treasury	020	X	5622	001	89,662,017.98
Antidumping and Countervailing Duties, Continued Dumping and Subsidy Offset, United States Customs Service	020	X	5688	001	8,736,883.13
Forfeited Cash and Proceeds from the Sale of Forfeited Properties, Treasury Forfeiture Fund	020	X	5697	001	1,213,213,430.08
Deposits, Internal Revenue Collections for Puerto Rico	020	X	5737	001	414,299,685.79
<b>Trust Fund Accounts:</b>					
Administrative and Civil Penalties, Gulf Coast Restoration Trust Fund, Bureau of the Fiscal Service, Treasury	020	X	8625	001	303,448,276.00
<b>Total, Budget Receipts</b>					<b>3,285,609,700,551.74</b>
<b>Proprietary Receipts from the Public</b>					
<b>General Fund Accounts:</b>					
Contributions to "Conscience Fund"	010		1210	000	.02
Gifts to the United States, Not Otherwise Classified	010		1209	000	920.60
Gifts to the United States, Not Otherwise Classified	015		1299	000	126.95
Contributions to "Conscience Fund"	020		1210	000	3,252.87
Contributions to "Conscience Fund"-FSM	020		1210	018	4,250.00
Gifts to the United States, Not Otherwise Classified-FSM	020		1209	018	13,979,232.84
General Fund Proprietary Interest, Not Otherwise Classified, Departmental Offices, Treasury	020		1435	001	3,167.94
General Fund Proprietary Interest, Not Otherwise Classified, Inspector General For Tax Administration, Treasury	020		1435	004	28.61
General Fund Proprietary Interest, Not Otherwise Classified, Internal Revenue Service, Treasury	020		1435	009	26,507.97
General Fund Proprietary Interest, Not Otherwise Classified, Alcohol and Tax and Trade Bureau, Treasury	020		1435	010	.61
General Fund Proprietary Interest, Not Otherwise Classified, Bureau of the Fiscal Service, Treasury	020		1435	012	223.62
General Fund Proprietary Interest, Not Otherwise Classified, Special Inspector General TARP, Treasury	020		1435	015	.06
General Fund Proprietary Interest, Not Otherwise Classified, United States Mint, Treasury	020		1435	016	170.22
General Fund Proprietary Interest, Not Otherwise Classified, Fiscal Services Miscellaneous, Treasury	020		1435	018	1,500,822.36
General Fund Proprietary Interest, Not Otherwise Classified, Fiscal Services Umbrella, Treasury	020		1435	023	1,034,008.47
General Fund Proprietary Interest, Not Otherwise Classified, Financial Crimes Enforcement Network, Treasury	020		1435	046	.38
General Fund Proprietary Interest, Not Otherwise Classified, D.C. Pensions Fund, Treasury	020		1435	056	2,102.75
General Fund Proprietary Interest, Not Otherwise Classified, Office of Internal Affairs, Exchange Stabilization Fund,	020		1435	065	93,966.83
General Fund Proprietary Interest, Not Otherwise Classified, Fiscal Services Debt, Treasury	020		1435	070	70,863.47
General Fund Proprietary Interest, Not Otherwise Classified, Departmental Franchise Fund, Treasury	020		1435	074	73.23
Interest Payments from States, Cash Management Improvement, Treasury	020		1450	000	1,769,231.00
Interest on Quota in International Monetary Fund (Article V, Section 9), Treasury	020		1463	001	93,426,361.27
Interest on Loans to International Monetary Fund, Treasury	020		1463	002	1,806,140.06
Interest Received on Loans and Credits to Foreign Nations, Treasury	020		1464	000	137,236.69
Interest Received from Credit Reform Financing Accounts	020		1499	000	45,537,650,565.11
Net Gains on Transactions in Foreign Currencies, Treasury Securities, Treasury	020		1682	000	42,804,768.17
GSE Fees Pursuant to P.L. 112-78 Sec. 401	020		2485	000	5,835,695,193.04
Community Development Financial Institutions Fund, Negative Subsidies, Treasury	020		2677	001	3,208,755.30
Economic Stabilization, Negative Subsidies, Treasury	020		2691	001	105,116,382.15
Economic Stabilization, Downward Reestimates of Subsidies, Treasury	020		2691	003	4,414,778,252.11
Community Development Financial Institutions Fund, Downward Re-Estimates of Subsidies	020		2763	003	16,710,905.71
Small Business Lending Fund Direct Loans, Downward Reestimates of Subsidies, Departmental Offices, Treasury	020		2784	003	5,107,667.58
GSE Mortgage-Backed Securities Direct Loans, Downward Reestimates of Subsidies, Departmental Offices, Treasury	020		2790	003	140,160,308.24
Troubled Asset Relief Program, Downward Reestimates of Subsidies, Departmental Offices, Treasury	020		2792	003	3,568,046.70
Repayment of Loans and Credits to Foreign Nations, Treasury	020		2869	000	191,646.33
Proceeds, Air Carrier Equity Related Transactions, Treasury	020		2897	000	507,734,571.24
General Fund Proprietary Receipts, Not Otherwise Classified, All Other, Departmental Offices, Treasury	020		3220	001	4,211,750.55
General Fund Proprietary Receipts, Not Otherwise Classified, All Other, Internal Revenue Service, Treasury	020		3220	009	1,039,952.60
General Fund Proprietary Receipts, Not Otherwise Classified, All Other, Alcohol and Tobacco Tax and Trade Bureau, Treasury	020		3220	010	1,217.86
General Fund Proprietary Receipts, Not Otherwise Classified, All Other, Bureau of the Fiscal Service, Treasury	020		3220	012	111,071,791.81
General Fund Proprietary Receipts, Not Otherwise Classified, All Other, United States Mint, Treasury	020		3220	016	90.00
General Fund Proprietary Receipts, Not Otherwise Classified, All Other, Fiscal Service Miscellaneous, Treasury	020		3220	018	15,954,549.74
General Fund Proprietary Receipts, Not Otherwise Classified, All Other, Internal Revenue Service/Revenue, Treasury	020		3220	019	310,095,258.68
General Fund Proprietary Receipts, Not Otherwise Classified, All Other, Financial Crimes Enforcement Network, Treasury	020		3220	046	143,205.59
General Fund Proprietary Receipts, Not Otherwise Classified, All Other, Departmental Franchise Fund, Treasury	020		3220	074	25.00
Contributions to "Conscience Fund"	021		1210	000	-22.28
General Fund Proprietary Receipts, Not Otherwise Classified, All Other	025		3220	000	1,200.50
Gifts to the United States, Not Otherwise Classified	057		1299	000	50.00
Contributions to the Conscience Fund	070		1210	000	3,200.25
Proceeds, Grants for Emergency Mortgage Relief Derived from Emergency Homeowner's Relief Fund	086		2891	000	2,557,926.22
General Fund Proprietary Interest, Not Otherwise Classified	088		1435	000	337.15
<b>Special Fund Accounts:</b>					
Gifts to the United States to Reduce Debt Held by the Public, Bureau of the Fiscal Service, Treasury	020	X	5080	001	1,198,164.11
New Installment Agreements, Internal Revenue Service, Miscellaneous Retained Fees, Treasury	020	X	5432	001	113,643,172.79
Restructured Installment Agreements, Internal Revenue Service, Miscellaneous Retained Fees, Treasury	020	X	5432	003	77,039,192.75
General Fees, Internal Revenue Service	020	X	5432	005	116,970,404.98
Photocopying and Historical Conservation Easement Fees, IRS Miscellaneous Retained Fees, Treasury	020	X	5432	007	2,831,237.15
Non-Federal Fee, Debt Collection Fund, Bureau of the Fiscal Service, Treasury	020	X	5445	001	156,807,891.44
Interest, Financial Research Fund, Departmental Offices, Treasury	020	X	5590	002	536,588.83
<b>Trust Fund Accounts:</b>					
Affordable Housing Allocations, Capital Magnet Fund, Departmental Offices, Treasury	020	X	8524	004	398,358,315.90
<b>Budget Clearing Accounts:</b>					
Deposits of Litigations, Internal Revenue Service, Treasury	020	F	3844	000	-64,785,856.01
Proceeds of Sales, Personal Property, Internal Revenue Service	020	F	3845	009	24,828.13
Budget Clearing Account (Suspense), Internal Revenue Service	020	F	3875	009	-2,850.00
Budget Clearing Account (Suspense), Bureau of the Fiscal Service, Treasury	020	F	3875	012	.18
Budget Clearing Account (Suspense), Bureau of the Fiscal Service	020	F	3875	017	1,853,266,429.42
Debt Collection Collections	020	F	3887	001	-35,675,287.95
<b>Total, Proprietary Receipts from the Public</b>					<b>59,791,878,549.89</b>
<b>Intrabudgetary Receipts Deducted by Agency</b>					
<b>General Fund Accounts:</b>					
Interest on Advances to Colorado River Dam Fund, Boulder Canyon Project	014		1427	000	353,952.54
Interest on Loans from the Presidio Trust	020		1338	000	2,418,661.44
Interest on Loans and Federal Investment, Bonneville Power Administration Fund, Energy	020		1351	000	156,485,962.29
Interest on Loans to Western Area Power Administration, Energy	020		1360	000	2,310,946.34
Interest on Loans for College Housing and Academic Facilities Loans, Education	020		1363	000	59,191.05
Interest on Loans to Commodity Credit Corporation	020		1401	000	164,598,496.71
Interest on Loans to Federal Financing Bank, Treasury	020		1418	000	1,752,777,256.04

Receipts By Department - Continued

Classification	Account Symbol				Amount
	AID	A	MAIN	SUB	
Interest on Loans to National Flood Insurance Fund, Federal Emergency Management Agency	020		1433	000	300,437,500.00
Interest Payments on Advances to the Black Lung Disability Trust Fund	020		1495	000	105,277,487.93
Interest on Advances to the Railroad Retirement Account	020		1497	000	92,308,432.19
Interest on Loans or Advances to the Extended Unemployment Compensation Account, Bureau of the Fiscal Service, Treasury	020		1501	010	163,577,361.31
Interest on Loans or Advances to the Federal Unemployment Account, Bureau of the Fiscal Service, Treasury	020		1501	020	752,261,023.96
Charges for Administrative Expenses of Social Security Act, as Amended	020		2416	000	901,433,069.72
Recoveries from Federal Agencies for Settlement of Claims for Contract Disputes	020		3101	000	238,571,666.20
Reimbursements from Federal Agencies for Payments Made as a Result of Discriminatory Conduct	020		3112	000	13,672,704.11
Collections of Receivables from Canceled Accounts, Departmental Offices, Treasury	020		3200	001	378.20
Collections of Receivables from Canceled Accounts, Internal Revenue Service, Treasury	020		3200	009	405,970.44
Collections of Receivables from Canceled Accounts, Bureau of the Fiscal Service, Treasury	020		3200	012	258.56
Collections of Receivables from Canceled Accounts, Community Development Financial Institution, Treasury	020		3200	028	1,006,387.40
Interest on Advances to Small Business Administration	073		1428	000	251,245.72
Interest on Loans, Higher Education Facilities Loan Fund	091		1422	000	20,137.76
<b>Special Fund Accounts:</b>					
Underpayment and Fraud Collection, Internal Revenue Service	020	X	5433	001	27,008,004.80
Federal Fee, Debt Collection Fund, Bureau of the Fiscal Service, Treasury	020	X	5445	004	31,468,878.36
Earnings on Investments, Treasury Forfeiture Fund	020	X	5697	002	26,099,263.57
<b>Budget Clearing Accounts:</b>					
Undistributed Intragovernmental Payments, Treasury	020	F	3885	001	4,926,081.89
Undistributed Intergovernmental Payments, Internal Revenue Service	020	F	3885	009	1.51
Undistributed Intergovernmental Payments, Internal Revenue Service	020	F	3885	011	-8,008,739.22
Total, Intradepartmental Receipts Deducted by Agency					4,729,721,580.82
<b>Undistributed Offsetting Receipts</b>					
<b>Trust Fund Accounts:</b>					
Earnings on Investments, Lower Brule Sioux Tribe Terrestrial Wildlife Habitat Restoration Trust Fund, Bureau of the Fiscal	020	X	8207	002	279,528.78
Earnings on Investments, Cheyenne River Sioux Tribe Terrestrial Wildlife Habitat Restoration Trust Fund, Bureau of the Fiscal	020	X	8209	002	794,171.35
Earnings on Investments, Gulf Coast Restoration Trust Fund, Bureau of the Fiscal Service, Treasury	020	X	8625	002	3,476,615.40
Earnings on Investments, Gifts and Bequests, Treasury	020	X	8790	002	7,853.47
Total, Undistributed Offsetting Receipts					4,558,169.00
Total, Department of the Treasury					3,350,135,858,851.45
<b>Department of Veterans Affairs</b>					
<b>Proprietary Receipts from the Public</b>					
<b>General Fund Accounts:</b>					
General Fund Proprietary Interest, Not Otherwise Classified	036		1435	000	2,838,435.39
Contributions from Military Personnel, Veterans Administration Educational Assistance Act of 1984	036		2473	000	81,365,136.71
Guaranty and Indemnity Direct Loan Finance, Downward Reestimates of Subsidies, Veterans Affairs	036		2733	003	336,612,636.67
Native American Veterans Housing Loans, Negative Subsidies, Veterans Affairs	036		2751	001	1,895,111.83
Native American Veterans Housing Loans, Downward Reestimates, Veterans Affairs	036		2751	003	175,109.44
Veterans Housing Benefit Loan Program, Negative Subsidies, Department of Veterans Affairs	036		2755	001	191,903,635.90
Vocational Rehabilitation and Employment Direct Loan Financing, Downward Reestimates of Subsidies, Veterans Affairs	036		2767	003	91,170.71
General Fund Proprietary Receipts, Not Otherwise Classified, All Other	036		3220	000	39,889,044.94
<b>Special Fund Accounts:</b>					
Medical Care Collections Fund, Veterans Affairs	036	X	5287	001	363,717,194.54
Medical Care Collections Fund, First Party Collections, Veterans Affairs	036	X	5287	003	136,664,332.95
Medical Care Collections Fund, Third Party Collections, Veterans Affairs	036	X	5287	004	2,465,697,061.89
Medical Care Collections Fund, Asset Sales, Veterans Affairs	036	X	5287	005	-2,677.36
Parking Fee, Medical Care Collections Fund, Veterans Affairs	036	X	5287	006	4,145,663.14
Compensated Work Therapy, Medical Care Collections Fund, Veterans Affairs	036	X	5287	007	32,125,305.56
Medical Care Collections Fund, Long-Term Care Co-Payments, Veterans Affairs	036	X	5287	009	1,837,751.52
Medical Care Collections Enhanced-Use Lease Proceeds, Veterans Affairs	036	X	5287	010	870,058.04
Medical Care Collections Fund, Third Party Prescription Claims, Veterans Affairs	036	X	5287	011	147,306,829.74
Medical Care Collections Fund, Fee Basis Third Party Collections, Veterans Affairs	036	X	5287	013	757,278,721.57
Medical Care Collections Fund, Fee Basis First Party Collections, Veterans Affairs	036	X	5287	014	31,023,891.17
Lease of Land and Buildings, National Cemetery Administration Facilities Operation Fund, Veterans Affairs	036	X	5392	001	285,483.31
<b>Trust Fund Accounts:</b>					
Department of Veterans Affairs Cemetery Gift Fund, Veterans Affairs	036	X	8129	001	322,119.71
Premium and Other Receipts, National Service Life Insurance Fund	036	X	8132	001	24,865,820.78
Deposits, General Post Fund, National Homes, Veterans Affairs	036	X	8180	001	18,961,431.97
<b>Budget Clearing Accounts:</b>					
Proceeds of Sales, Personal Property (Suspense), Veterans Affairs	036	F	3845	000	1,282,164.80
Budget Clearing Account (Suspense), Veterans Affairs	036	F	3875	000	16,299,654.89
Total, Proprietary Receipts from the Public					4,657,451,089.81
<b>Intradepartmental Receipts Deducted by Agency</b>					
<b>General Fund Accounts:</b>					
Collections of Receivables from Canceled Accounts, Veterans Affairs	036		3200	000	7,450,841.71
<b>Special Fund Accounts:</b>					
Payments from Compensation and Pension, Medical CRE Collections Fund, Veterans Affairs	036	X	5287	008	1,950,348.00
<b>Trust Fund Accounts:</b>					
Payments from General and Special Funds, National Service Life Insurance Fund	036	X	8132	003	10,626.41
<b>Budget Clearing Accounts:</b>					
Undistributed Intragovernmental Payments, Veterans Affairs	036	F	3885	000	57,547,077.97
Total, Intradepartmental Receipts Deducted by Agency					66,958,894.09
<b>Undistributed Offsetting Receipts</b>					
<b>Trust Fund Accounts:</b>					
Earnings on Investments, National Service Life Insurance Fund	036	X	8132	002	40,281,575.40
Premium and Other Receipts, United States Government Life Insurance Fund	036	X	8150	001	-14.38
Earnings on Investments, United States Government Life Insurance Fund	036	X	8150	002	30,534.36
Earnings on Investments, General Post Fund, National Homes	036	X	8180	002	1,771,155.08

## Receipts By Department - Continued

Classification	Account Symbol				Amount
	AID	A	MAIN	SUB	
Total, Undistributed Offsetting Receipts					42,083,250.46
Total, Department of Veterans Affairs					4,766,493,234.36
<b>Corps of Engineers</b>					
<b>Budget Receipts</b>					
<b>Special Fund Accounts:</b> Licenses Under Federal Power Act, Improvement of Navigable Waters, Maintenance and Operation of Dams, Etc.	096		5125	000	12,809,773.73
<b>Trust Fund Accounts:</b> Transfer from General Fund, Inland Waterways Revenue Act Taxes, Inland Waterways Trust Fund	096	X	8861	001	123,544,336.41
Transfers from General Fund of Amounts Equal to Certain Taxes, Harbor Maintenance Trust Fund	096	X	8863	001	1,904,694,503.61
Total, Budget Receipts					2,041,048,613.75
<b>Proprietary Receipts from the Public</b>					
<b>General Fund Accounts:</b> General Fund Proprietary Interest, Not Otherwise Classified	096		1435	000	23,658,477.13
General Fund Proprietary Receipts, Not Otherwise Classified, All Other	096		3220	000	606,223,949.74
<b>Special Fund Accounts:</b> Special Recreation Use Fees, Army, Corps of Engineers, Civil	096		5007	000	72,263,131.93
Hydraulic Mining in California, Tax, Debris Reservoirs	096		5066	001	107,369.37
Receipts from Leases of Lands Acquired for Flood Control, Navigation, and Allied Purposes	096		5090	000	19,122,372.67
User Fees, Fund for Non-Federal Use of Disposal Facilities, Corps of Engineers	096		5493	001	1,287,046.34
Fees, Interagency America the Beautiful Pass Revenues, Corps of Engineers-Civil	096	X	5570	001	2,831,306.68
Fees, Special Use Permit Fees, Corps of Engineers-Civil	096	X	5607	001	2,248,644.74
<b>Trust Fund Accounts:</b> Contributions and Advances, Rivers and Harbors, Corps of Engineers	096	X	8862	001	736,985,506.60
Total, Proprietary Receipts from the Public					1,464,727,805.20
<b>Intrabudgetary Receipts Deducted by Agency</b>					
<b>Budget Clearing Accounts:</b> Undistributed Intragovernmental Payments, Corps of Engineers	096	F	3885	000	446,573.60
Total, Intrabudgetary Receipts Deducted by Agency					446,573.60
<b>Undistributed Offsetting Receipts</b>					
<b>Trust Fund Accounts:</b> Earnings on Investments, South Dakota Terrestrial Wildlife Habitat Restoration Trust Fund	096	X	8217	002	2,020,532.89
Earnings on Investments, Inland Waterways Trust Fund	096	X	8861	002	1,901,866.79
Earnings on Investments, Harbor Maintenance Trust Fund	096	X	8863	002	66,252,313.49
Total, Undistributed Offsetting Receipts					70,174,713.17
Total, Corps of Engineers					3,576,397,705.72
<b>Other Defense Civil Programs</b>					
<b>Budget Receipts</b>					
<b>Trust Fund Accounts:</b> Deductions, Armed Forces Retirement Home Trust Fund, Armed Forces Retirement Home	084	X	8522	001	6,934,614.82
Fines and Forfeitures, Armed Forces Retirement Home Trust Fund, Armed Forces Retirement Home	084	X	8522	003	20,892,576.50
Total, Budget Receipts					27,827,191.32
<b>Proprietary Receipts from the Public</b>					
<b>General Fund Accounts:</b> General Fund Proprietary Receipts, Not Otherwise Classified, All Other	074		3220	000	3,737.44
General Fund Proprietary Interest, Not Otherwise Classified, Selective Service System	090		1435	000	51.20
<b>Special Fund Accounts:</b> Sale of Hunting and Fishing Permits, Military Reservations	017	X	5095	001	205,671.70
Sale of Hunting and Fishing Permits, Military Reservations	021	X	5095	001	544,997.99
Reserve Account, Forest Products Program, Defense	021	X	5285	001	19,218,280.88
Concessions Fees, Army National Military Cemeteries, Army	021		5602	001	604,673.00
Sale of Hunting and Fishing Permits, Military Reservations	057	X	5095	001	1,617,978.77
<b>Trust Fund Accounts:</b> Contributions, American Battle Monuments Commission	074	X	8569	001	202,614.50
Other Receipts, Armed Forces Retirement Home Trust Fund, Armed Forces Retirement Home	084	X	8522	004	15,318,151.25
Gifts, Armed Forces Retirement Home Trust Fund, Armed Forces Retirement Home	084	X	8522	005	-69,444.12
Property Sales/Leases, Armed Forces Retirement Home Trust Fund, Armed Forces Retirement Home	084	X	8522	006	2,550,423.13
Total, Proprietary Receipts from the Public					40,197,135.74
<b>Intrabudgetary Receipts Deducted by Agency</b>					
<b>General Fund Accounts:</b> General Fund Proprietary Interest, Not Otherwise Classified, Armed Forces Retirement Home	084		1435	000	332.90
<b>Special Fund Accounts:</b> Earnings on Investments, DOD Medicare-Eligible Retiree Health Care Fund	097	X	5472	002	26,194,055,714.27
Federal Contributions, DOD Medicare-Eligible Retiree Health Care Fund	097	X	5472	003	7,503,000,000.00
<b>Trust Fund Accounts:</b> General Fund Payment to the Armed Forces Retirement Home, Armed Forces Retirement Home Trust Fund, Armed Forces Retirement	084	X	8522	008	25,000,000.00
Federal Contribution, Department of Defense Military Retirement Fund	097	X	8097	003	114,463,000,000.00
Employing Agency Contributions, Department of Defense, Education Benefits Fund	097	X	8098	001	53,667,459.00

# Receipts By Department - Continued

Classification	Account Symbol				Amount
	AID	A	MAIN	SUB	
Total, Intradepartmental Receipts Deducted by Agency					148,238,723,506.17
<b>Undistributed Offsetting Receipts</b>					
<b>Special Fund Accounts:</b> Non-DOD Employing Agency Contributions, DOD Medicare-Eligible Retiree Health Care Fund	097	X	5472	001	273,144,351.00
Department of Defense Contributions, DOD Retiree Health Care Fund	097	X	5472	005	9,335,519,000.00
<b>Trust Fund Accounts:</b> Interest from Investments, Armed Forces Retirement Home Trust Fund, Armed Forces Retirement Home	084	X	8522	002	775,960.53
Employing Agency Contributions, Department of Defense Military Retirement Fund	097	X	8097	001	26,009,198,945.06
Earnings on Investments, Department of Defense Military Retirement Fund	097	X	8097	002	84,276,305,769.75
Federal Contributions (Concurrent Receipt Accruals), Military Retirement Fund	097	X	8097	004	10,569,342,000.00
Earnings on Investments, Department of Defense Education Benefits Fund	097	X	8098	002	51,693,203.85
Total, Undistributed Offsetting Receipts					130,515,979,230.19
Total, Other Defense Civil Programs					278,822,727,063.42
<b>Environmental Protection Agency</b>					
<b>Budget Receipts</b>					
<b>Trust Fund Accounts:</b> Transfer from General Fund of Amounts Equal to Certain Taxes, Hazardous Substance Superfund	068	X	8145	001	413,002,000.00
Fines and Penalties, Hazardous Substance Superfund	068	X	8145	003	3,000,105.45
Transfers from General Fund of Amounts Equal to Certain Taxes, Leaking Underground Storage Tank Trust Fund	068	X	8153	001	245,048,132.85
Total, Budget Receipts					661,050,238.30
<b>Proprietary Receipts from the Public</b>					
<b>General Fund Accounts:</b> General Fund Proprietary Interest, Not Otherwise Classified	068		1435	000	506,744.76
Downward Reestimates of Subsidies, Abatement, Control and Compliance Loans, Environmental Protection Agency	068		2753	003	769,490.40
General Fund Proprietary Receipts, Not Otherwise Classified, All Other	068		3220	000	509,603.10
Cellulosic Biofuel Waiver Credits, Renewal Fuel Program, Environmental Protection Agency	068		3229	000	1,398,635.97
<b>Special Fund Accounts:</b> Registration Service Fees, Pesticide Registration Fund, Environmental Protection Agency	068	X	5374	001	23,490,768.33
User Fees, TSCA Service Fee Fund, Environmental Protection Agency	068		5664	001	5,045,092.52
<b>Trust Fund Accounts:</b> Recoveries, Hazardous Substance Superfund	068	X	8145	004	24,921,452.99
Future Clean Up Cost Settlements, Hazardous Substance Superfund Trust Fund	068	X	8145	006	279,032,114.28
<b>Budget Clearing Accounts:</b> Budget Clearing Account (Suspense), Environmental Protection Agency	068	F	3875	000	1,403,887.41
Total, Proprietary Receipts from the Public					337,077,789.76
<b>Intradepartmental Receipts Deducted by Agency</b>					
<b>General Fund Accounts:</b> Collections of Receivables from Cancelled Accounts, Environmental Protection Agency	068		3200	000	319,597.82
<b>Special Fund Accounts:</b> Interest on Investments, Pesticide Registration Fund, Environmental Protection Agency	068	X	5374	002	62,932.68
<b>Trust Fund Accounts:</b> Interfund Transactions, Hazardous Substance Superfund	068	X	8145	005	4,675,799,066.66
<b>Budget Clearing Accounts:</b> Undistributed Intragovernmental Payments, Environmental Protection Agency	068	F	3885	000	-912,017.25
Total, Intradepartmental Receipts Deducted by Agency					4,675,269,579.91
<b>Undistributed Offsetting Receipts</b>					
<b>Trust Fund Accounts:</b> Earnings on Investments, Hazardous Substance Superfund	068	X	8145	002	104,167,070.41
Earnings on Investments, Leaking Underground Storage Tank Trust Fund	068	X	8153	002	6,574,783.40
Total, Undistributed Offsetting Receipts					110,741,853.81
<b>Offsetting Governmental Receipts</b>					
<b>Special Fund Accounts:</b> Environmental Services, Environmental Protection Agency	068		5295	000	26,472,325.40
Total, Offsetting Governmental Receipts					26,472,325.40
Total, Environmental Protection Agency					5,810,611,787.18
<b>Executive Office of the President</b>					
<b>Proprietary Receipts from the Public</b>					
<b>General Fund Accounts:</b> General Fund Proprietary Receipts, Not Otherwise Classified, All Other	011		3220	000	264,290.17
Total, Proprietary Receipts from the Public					264,290.17
<b>Intradepartmental Receipts Deducted by Agency</b>					
<b>General Fund Accounts:</b> Collections of Receivables from Cancelled Accounts	011		3200	000	512,990.71

## Receipts By Department - Continued

Classification	Account Symbol				Amount
	AID	A	MAIN	SUB	
<b>Trust Fund Accounts:</b> General Fund Payment, Trade Enforcement Trust Fund, Office of the U.S. Trade Representative, Executive Office of the	011	X	8581	001	15,000,000.00
<b>Budget Clearing Accounts:</b> Undistributed Intragovernmental Payments, Office of Administration, Executive Office of the President	011	F	3885	017	1,257,846.29
Total, Intradepartmental Receipts Deducted by Agency					16,770,837.00
<b>Undistributed Offsetting Receipts</b>					
<b>Special Fund Accounts:</b> Spectrum Relocation Activities, Executive Office of the President	011	X	5512	001	22,418,284,235.80
Total, Undistributed Offsetting Receipts					22,418,284,235.80
Total, Executive Office of the President					22,435,319,362.97
<b>General Services Administration</b>					
<b>Proprietary Receipts from the Public</b>					
<b>General Fund Accounts:</b> General Fund Proprietary Interest, Not Otherwise Classified	047		1435	000	40,812.67
General Fund Proprietary Receipts, Not Otherwise Classified, All Other	047		3220	000	26,272,836.70
<b>Special Fund Accounts:</b> Land and Water Conservation Fund, Surplus Property Sales, National Park Service	047		5005	002	7,282,431.84
Receipts, Transportation Audit Contracts and Contract Administration, General Services Administration	047		5250	000	28,846,323.42
Other Receipts, Surplus Real and Related Personal Property, General Services Administration	047		5254	002	8,546,524.37
Transfers of Surplus Real and Related Personal Property Receipts, General Services Administration	047		5254	003	-7,282,431.84
Asset Proceeds, Asset Proceeds and Space Management Fund, General Services Administration	047		5594	001	152,078,006.00
<b>Budget Clearing Accounts:</b> Real Property, General Services Administration	047	F	3840	000	2,100.00
Proceeds of Sales, Personal Property, General Services Administration	047	F	3845	000	-4,128,853.91
Budget Clearing Account (Suspense), General Services Administration	047	F	3875	000	-301.53
Total, Proprietary Receipts from the Public					211,657,447.72
<b>Intradepartmental Receipts Deducted by Agency</b>					
<b>Special Fund Accounts:</b> Receipts, Acquisition Workforce Training Fund, General Services Administration	047		5381	001	13,745,562.20
<b>Budget Clearing Accounts:</b> Undistributed Intragovernmental Payments, General Services Administration	047	F	3885	000	-13,085.36
Total, Intradepartmental Receipts Deducted by Agency					13,732,476.84
Total, General Services Administration					225,389,924.56
<b>International Assistance Programs</b>					
<b>Millennium Challenge Corporation</b>					
<b>Proprietary Receipts from the Public</b>					
<b>General Fund Accounts:</b> General Fund Proprietary Receipts, Not Otherwise Classified, All Other, Millennium Challenge Corporation	524		3220	077	174,079.40
<b>Budget Clearing Accounts:</b> Proceeds of Sale, Personal Property, Millennium Challenge Corporation	524	F	3845	077	-56,252.96
Total, Proprietary Receipts from the Public					117,826.44
Total, Millennium Challenge Corporation					117,826.44
<b>International Security Assistance</b>					
<b>Proprietary Receipts from the Public</b>					
<b>General Fund Accounts:</b> Foreign Military Financing, Downward Reestimate of Subsidies	011		2724	003	183,863,848.00
Total, Proprietary Receipts from the Public					183,863,848.00
Total, International Security Assistance					183,863,848.00
<b>Agency for International Development</b>					
<b>Proprietary Receipts from the Public</b>					
<b>General Fund Accounts:</b> General Fund Proprietary Interest, Not Otherwise Classified	072		1435	000	1,496,470.41
Downward Reestimates, MENA Loan Guarantee Program	072		2676	003	463,716,328.46
Loan Guarantees to Israel, Downward Reestimates of Subsidies	072		2725	003	121,785,859.00
Assistance for the New Independent States of the Former Soviet Union: Ukraine Export Credit Insurance, Downward Reestimates,	072		2731	003	266,573,524.36
General Fund Proprietary Receipts, Not Otherwise Classified	072		3220	000	6,319,346.95
<b>Trust Fund Accounts:</b> Gifts and Donations, Agency for International Development	072	X	8824	001	34,318,001.21
<b>Budget Clearing Accounts:</b> Proceeds of Sales, Personal Property (Suspense), Agency for International Development	072	F	3845	000	861,983.81
Total, Proprietary Receipts from the Public					895,071,514.20
<b>Intradepartmental Receipts Deducted by Agency</b>					

# Receipts By Department - Continued

Classification	Account Symbol				Amount
	AID	A	MAIN	SUB	
<b>General Fund Accounts:</b> Collections of Receivables from Cancelled Accounts	072		3200	000	123,231.78
<b>Trust Fund Accounts:</b> Foreign National Employee Separation Liability Fund, Agency for International Development	072	X	8342	001	5,620,379.98
<b>Budget Clearing Accounts:</b> Undistributed Intragovernmental Payments, Agency for International Development	072	F	3885	000	-1,709,774.15
Total, Intradudgetary Receipts Deducted by Agency					4,033,837.61
Total, Agency for International Development					899,105,351.81
<b>Peace Corps</b>					
<b>Proprietary Receipts from the Public</b>					
<b>Trust Fund Accounts:</b> Gifts and Contributions, Peace Corps	011	X	8245	001	223,507.92
<b>Budget Clearing Accounts:</b> Proceeds of Sales, Personal Property (Suspense), Peace Corps	011	F	3845	044	-13,016.75
Unavailable Check Cancellations and Overpayments (Suspense), Peace Corps	011	F	3880	044	-.04
Total, Proprietary Receipts from the Public					210,491.13
<b>Intradudgetary Receipts Deducted by Agency</b>					
<b>Special Fund Accounts:</b> Collections, Host Country Resident Contractors Separation Liability Fund, Peace Corps	011	X	5395	001	4,482,000.00
Total, Intradudgetary Receipts Deducted by Agency					4,482,000.00
Total, Peace Corps					4,692,491.13
<b>Inter-American Foundation</b>					
<b>Proprietary Receipts from the Public</b>					
<b>Trust Fund Accounts:</b> Gifts, Donations and Contributions, Inter-American Foundation	164	X	8243	001	812,455.23
Total, Proprietary Receipts from the Public					812,455.23
Total, Inter-American Foundation					812,455.23
<b>African Development Foundation</b>					
<b>Proprietary Receipts from the Public</b>					
<b>Trust Fund Accounts:</b> Gifts and Donations, African Development Foundation	166	X	8239	001	4,438,011.59
Total, Proprietary Receipts from the Public					4,438,011.59
Total, African Development Foundation					4,438,011.59
<b>Military Sales Program</b>					
<b>Proprietary Receipts from the Public</b>					
<b>Trust Fund Accounts:</b> Deposits, Advances, Foreign Military Sales, Executive	011	X	8242	001	39,631,127,657.74
Total, Proprietary Receipts from the Public					39,631,127,657.74
Total, Military Sales Program					39,631,127,657.74
<b>United States International Development Finance Corporation</b>					
<b>Proprietary Receipts from the Public</b>					
<b>General Fund Accounts:</b> Downward Reestimates of Subsidies, Urban and Environmental Credit Program, United States International Development Finance	077		2687	003	36,196,216.98
Loans, Downward Reestimates of Subsidy, United States International Development Finance Corporation	077		2689	003	378,933,761.51
Total, Proprietary Receipts from the Public					415,129,978.49
Total, United States International Development Finance Corporation					415,129,978.49
Total, International Assistance Programs					41,139,287,620.43
<b>National Aeronautics and Space Administration</b>					
<b>Proprietary Receipts from the Public</b>					
<b>General Fund Accounts:</b> General Fund Proprietary Interest, Not Otherwise Classified	080		1435	000	2,922.33
General Fund Proprietary Receipts, Not Otherwise Classified, All Other	080		3220	000	1,875,698.77
Total, Proprietary Receipts from the Public					1,878,621.10
<b>Intradudgetary Receipts Deducted by Agency</b>					
<b>General Fund Accounts:</b> Collections of Receivables from Canceled Accounts, National Aeronautics and Space Administration	080		3200	000	1,278,149.35

## Receipts By Department - Continued

Classification	Account Symbol				Amount
	AID	A	MAIN	SUB	
Total, Intradepartmental Receipts Deducted by Agency					1,278,149.35
<b>Undistributed Offsetting Receipts</b>					
<b>Trust Fund Accounts:</b>					
Interest on Investments, Endeavor Teacher Fellowship Trust	080	X	8550	002	1,366.52
Earnings and Investments, Science, Space and Technology Education Trust Fund	080	X	8978	002	9,422.99
Gifts and Donations, National Aeronautics and Space Administration	080	X	8980	001	2,186,400.43
Total, Undistributed Offsetting Receipts					2,197,189.94
Total, National Aeronautics and Space Administration					5,353,960.39
<b>National Science Foundation</b>					
<b>Proprietary Receipts from the Public</b>					
<b>General Fund Accounts:</b>					
General Fund Proprietary Interest, Not Otherwise Classified	049		1435	000	5,629.00
Collections and Receivables from Cancelled Accounts	049		3200	000	2,300,833.32
General Fund Proprietary Receipts, Not Otherwise Classified, All Other	049		3220	000	4,017,162.45
<b>Trust Fund Accounts:</b>					
Donations to National Science Foundation	049	X	8960	001	20,230,000.00
Total, Proprietary Receipts from the Public					26,553,624.77
Total, National Science Foundation					26,553,624.77
<b>Office of Personnel Management</b>					
<b>Budget Receipts</b>					
<b>Trust Fund Accounts:</b>					
Deductions from Employees Salaries, Civil Service Retirement and Disability Fund	024	X	8135	001	5,576,956,404.68
Voluntary Contributions, Donations, Service Credit Payments, Etc., Civil Service Retirement and Disability Fund	024	X	8135	003	585,532,498.79
Contributions from Employing Non-Federal Agencies, Civil Service Retirement and Disability Fund	024	X	8135	021	24,322,412.78
Total, Budget Receipts					6,186,811,316.25
<b>Proprietary Receipts from the Public</b>					
<b>General Fund Accounts:</b>					
General Fund Proprietary Receipts, Not Otherwise Classified, All Other	024		3220	000	1,219,035.29
Total, Proprietary Receipts from the Public					1,219,035.29
<b>Intradepartmental Receipts Deducted by Agency</b>					
<b>Special Fund Accounts:</b>					
Earnings on Investments, Postal Service Contributions for Retiree Health, Office of Personnel Management	024	X	5391	002	908,993,875.90
Transfer from Civil Service Fund for Excess Postal Pension, Retiree Health Benefits, Office of Personnel Management	024	X	5391	004	488,106.20
<b>Trust Fund Accounts:</b>					
Federal Contribution, Civil Service Retirement and Disability Fund	024	X	8135	005	46,379,811,549.00
Receipts Transferred from Foreign Service Retirement and Disability Fund, Civil Service Retirement and Disability Fund	024	X	8135	006	500,000,000.00
Employing Agency Payments for Salaries of Reemployed Annuitants, (Suspense) Civil Service Retirement and Disability	024	X	8135	007	39,089,957.47
Total, Intradepartmental Receipts Deducted by Agency					47,828,383,488.57
<b>Undistributed Offsetting Receipts</b>					
<b>Trust Fund Accounts:</b>					
Employing Agency Contributions, Suspense, Civil Service Retirement and Disability Fund	024	X	8135	002	42,021,970,374.26
Earnings on Investments, Civil Service Retirement and Disability Fund	024	X	8135	004	22,168,907,773.05
Employer's Contributions from Off-Budget Federal Agencies, Civil Service Retirement and Disability Fund	024	X	8135	022	4,597,025,968.55
Interest Received by the Trust Fund from Federal Financing Bank Obligations, Civil Service Retirement Disability Fund	024	X	8135	025	157,243,640.00
Total, Undistributed Offsetting Receipts					68,945,147,755.86
Total, Office of Personnel Management					122,961,561,595.97
<b>Small Business Administration</b>					
<b>Proprietary Receipts from the Public</b>					
<b>General Fund Accounts:</b>					
Disaster Loan Program, Negative Subsidies, Small Business Administration	073		2721	001	63,823,581.00
Disaster Loan Program, Downward Reestimates of Subsidies	073		2721	003	4,691,833,426.00
Business Loan Program, Downward Reestimates of Subsidies	073		2722	003	7,175,071,775.00
General Fund Proprietary Receipts, Not Otherwise Classified, All Other	073		3220	000	30,025,005.10
<b>Budget Clearing Accounts:</b>					
Budget Clearing Account (Suspense), Small Business Administration	073	F	3875	000	5,446,767.15
Total, Proprietary Receipts from the Public					11,966,200,554.25
<b>Intradepartmental Receipts Deducted by Agency</b>					
<b>General Fund Accounts:</b>					
Collections of Receivables from Cancelled Accounts, Small Business Administration	073		3200	000	5,680.07
<b>Budget Clearing Accounts:</b>					
Undistributed Intragovernmental Payments, Small Business Administration	073	F	3885	000	-652,993.21
Total, Intradepartmental Receipts Deducted by Agency					-647,313.14
Total, Small Business Administration					11,965,553,241.11



# Receipts By Department - Continued

Classification	Account Symbol				Amount
	AID	A	MAIN	SUB	
<b>Social Security Administration</b>					
<b>Budget Receipts</b>					
<b>Trust Fund Accounts:</b>					
Transfers from General Fund of Amounts Equal to FICA Taxes, Federal Old-Age and Survivors Insurance Trust Fund	028	X	8006	001	863,367,739,344.36
Transfers from General Fund of Amounts Equal to SECA Taxes, Federal Old-Age and Survivors Insurance Trust Fund	028	X	8006	011	47,822,946,241.58
Transfers from General Fund of Amounts Equal to FICA Taxes, Federal Disability Insurance Trust Fund	028	X	8007	001	146,630,268,991.55
Transfers from General Fund of Amounts Equal to SECA Taxes, Federal Disability Insurance Trust Fund	028	X	8007	011	8,153,962,490.19
Total, Budget Receipts					1,065,974,917,067.68
<b>Proprietary Receipts from the Public</b>					
<b>General Fund Accounts:</b>					
General Fund Proprietary Interest, Not Otherwise Classified, Social Security Administration	028		1435	000	361.29
SSI, Attorney Fees	028		2417	000	6,129,657.66
SSI Administrative Fee Receipts Account, Social Security Administration	028		2418	000	88,843,880.00
Recovery of Beneficiary Overpayments from the Supplemental Security Income Program, Health and Human Services	028		3096	000	2,250,058,016.33
General Fund Proprietary Receipts, Not Otherwise Classified, All Other, Social Security Administration	028		3220	000	19,158.13
<b>Special Fund Accounts:</b>					
State Supplemental Fees, Social Security Administration	028		5419	001	146,586,560.28
Administration Fees, Special Benefits for Certain World War II Veterans, Social Security Administration	028		5555	001	12,148.71
<b>Trust Fund Accounts:</b>					
Tax Refund, Offset Collections, Federal Old-Age Survivors Insurance Trust Fund	028	X	8006	009	-8,119.51
Non-Attorney Fees, Federal Old Age Survivors Insurance Trust Fund	028	X	8006	028	114,000.00
Other Proprietary Receipts, Federal Old-Age and Survivors Insurance Trust Fund	028	X	8006	029	757,512.37
Attorney Fees, Federal Old-Age and Survivors Insurance Trust Fund	028	X	8006	031	514,864.99
Gifts, Federal Old-Age and Survivors Insurance Trust Fund	028	X	8006	042	58,858.86
Tax Refund, Offset Collections, Federal Disability Insurance Trust Fund	028	X	8007	009	-104,292.31
Interest Income, Cash Management Improvement Act, Federal Disability Trust Fund	028	X	8007	014	1,465.00
Attorney Fees, Federal Disability Insurance Trust Fund	028	X	8007	031	19,529,609.61
Gifts, Federal Disability Insurance Trust Fund	028	X	8007	042	97,540.83
Total, Proprietary Receipts from the Public					2,512,611,220.24
<b>Intrabudgetary Receipts Deducted by Agency</b>					
<b>Trust Fund Accounts:</b>					
Miscellaneous Federal Payments, Federal Old-Age and Survivors Insurance Trust Fund	028	X	8006	006	46,973,792,282.48
FOASI, General Fund Payments for Payroll Tax Holiday, SSA	028	X	8006	018	-74,395.64
Federal Payments for Pension Reform Administrative Expenses, Federal Old-Age and Survivors Insurance Trust Fund	028	X	8006	043	1,883,670.12
Miscellaneous Federal Payments, Federal Disability Insurance Trust Fund	028	X	8007	006	1,535,608,625.65
FDI, General Fund Payments for Payroll Tax Holiday, SSA	028	X	8007	018	-12,633.23
Total, Intrabudgetary Receipts Deducted by Agency					48,511,197,549.38
<b>Undistributed Offsetting Receipts</b>					
<b>Trust Fund Accounts:</b>					
Earnings on Investments, Federal Old-Age and Survivors Insurance Trust Fund	028	X	8006	002	65,080,129,357.46
Transfers from General Fund of Amounts Equal to Federal Employer Contributions for FICA Taxes, Federal Old-Age and Survivors	028	X	8006	012	17,806,000,000.00
Earnings on Investments, Federal Disability Insurance Trust Fund	028	X	8007	002	2,657,796,561.56
Transfers from General Fund of Amounts Equal to Federal Employer Contributions for FICA Taxes, Federal Disability Insurance	028	X	8007	012	3,023,000,000.00
Total, Undistributed Offsetting Receipts					88,566,925,919.02
Total, Social Security Administration					1,205,565,651,756.32
<b>Independent Agencies</b>					
<b>Appalachian Regional Commission</b>					
<b>Proprietary Receipts from the Public</b>					
<b>General Fund Accounts:</b>					
General Fund Proprietary Receipts, Not Otherwise Classified, All Other	309		3220	000	2,620.35
Total, Proprietary Receipts from the Public					2,620.35
Total, Appalachian Regional Commission					2,620.35
<b>Barry Goldwater Scholarship and Excellence in Education Foundation</b>					
<b>Undistributed Offsetting Receipts</b>					
<b>Trust Fund Accounts:</b>					
Interest on Investments, Barry Goldwater Scholarship and Excellence in Education Foundation	313	X	8281	002	1,271,935.69
Total, Undistributed Offsetting Receipts					1,271,935.69
Total, Barry Goldwater Scholarship and Excellence in Education Foundation					1,271,935.69
<b>United States Agency for Global Media</b>					
<b>Proprietary Receipts from the Public</b>					
<b>General Fund Accounts:</b>					
General Fund Proprietary Receipts, Not Otherwise Classified, All Other, United States Agency for Global Media	514		3220	068	38,900.06
<b>Trust Fund Accounts:</b>					
Gifts and Donations, United States Agency for Global Media	514	X	8286	001	750.00
<b>Budget Clearing Accounts:</b>					
Proceeds of Sale, Personal Property, United States Agency for Global Media	514	F	3845	068	33,306.81

## Receipts By Department - Continued

Classification	Account Symbol				Amount
	AID	A	MAIN	SUB	
Total, Proprietary Receipts from the Public					72,956.87
<b>Intrabudgetary Receipts Deducted by Agency</b>					
<b>Trust Fund Accounts:</b>					
Foreign Service National Separation Liability Trust Fund, United States Agency for Global Media	514	X	8285	001	467,902.00
Total, Intrabudgetary Receipts Deducted by Agency					467,902.00
Total, United States Agency for Global Media					540,858.87
<b>Bureau of Consumer Financial Protection</b>					
<b>Budget Receipts</b>					
<b>Special Fund Accounts:</b>					
Transfers from the Federal Reserve Board, Bureau of Consumer Financial Protection Fund	581	X	5577	001	641,500,000.00
Interstate Land Sales, Bureau of Consumer Financial Protection	581	X	5577	003	83,700.00
Penalties and Fines, Consumer Financial Protection, Bureau of Consumer Financial Protection	581	X	5578	001	172,520,013.00
Total, Budget Receipts					814,103,713.00
<b>Proprietary Receipts from the Public</b>					
<b>General Fund Accounts:</b>					
General Fund Proprietary Receipts, Not Otherwise Classified, All Other, FOIA Fees, Bureau of Consumer Financial Protection	581		3220	085	25.00
Total, Proprietary Receipts from the Public					25.00
<b>Intrabudgetary Receipts Deducted by Agency</b>					
<b>Special Fund Accounts:</b>					
Earnings on Investments, Bureau of Consumer Financial Protection Fund	581	X	5577	002	1,625,842.66
Total, Intrabudgetary Receipts Deducted by Agency					1,625,842.66
Total, Bureau of Consumer Financial Protection					815,729,580.66
<b>Chemical Safety and Hazard Investigation Board</b>					
<b>Budget Receipts</b>					
<b>General Fund Accounts:</b>					
Fines, Penalties, and Forfeitures, Not Otherwise Classified, Chemical Safety and Hazard Investigation Board	510		1099	064	1,471.54
Total, Budget Receipts					1,471.54
Total, Chemical Safety and Hazard Investigation Board					1,471.54
<b>Commission on Civil Rights</b>					
<b>Intrabudgetary Receipts Deducted by Agency</b>					
<b>General Fund Accounts:</b>					
Collections of Receivables from Cancelled Accounts, Commission on Civil Rights	326		3200	019	192.99
Total, Intrabudgetary Receipts Deducted by Agency					192.99
Total, Commission on Civil Rights					192.99
<b>Commodity Futures Trading Commission</b>					
<b>Budget Receipts</b>					
<b>General Fund Accounts:</b>					
Forfeitures of Unclaimed Money and Property, Commodity Futures Trading Commission	339		1060	140	595,475.99
Total, Budget Receipts					595,475.99
<b>Proprietary Receipts from the Public</b>					
<b>General Fund Accounts:</b>					
General Fund Proprietary Receipts, Not Otherwise Classified, All Other, Commodity Futures Trading Commission	339		3220	140	15,849.85
Total, Proprietary Receipts from the Public					15,849.85
Total, Commodity Futures Trading Commission					611,325.84
<b>Consumer Product Safety Commission</b>					
<b>Proprietary Receipts from the Public</b>					
<b>General Fund Accounts:</b>					
General Fund Proprietary Interest, Not Otherwise Classified	061		1435	000	.67
General Fund Proprietary Receipts, Not Otherwise Classified, All Other	061		3220	000	4,718.17
Total, Proprietary Receipts from the Public					4,718.84
Total, Consumer Product Safety Commission					4,718.84
<b>Corporation for National and Community Service</b>					
<b>Proprietary Receipts from the Public</b>					
<b>General Fund Accounts:</b>					
General Fund Proprietary Receipts, Not Otherwise Classified, All Other, Corporation for National and Community Service	485		3220	055	2,617,872.95

# Receipts By Department - Continued

Classification	Account Symbol				Amount
	AID	A	MAIN	SUB	
<b>Trust Fund Accounts:</b> Gifts and Contributions, Corporation for National and Community Service	485	X	8267	001	206,119,500.00
Gifts and Contributions, Action	485	X	8981	001	21,453.32
Total, Proprietary Receipts from the Public					208,758,826.27
<b>Intrabudgetary Receipts Deducted by Agency</b>					
<b>General Fund Accounts:</b> Collections of Receivables from Canceled Accounts, Corporation for National and Community Service	485		3200	055	9,042.87
<b>Trust Fund Accounts:</b> Payment from Operating Expenses, National Service Trust Fund	485	X	8267	005	178,929,438.65
Total, Intrabudgetary Receipts Deducted by Agency					178,938,481.52
<b>Undistributed Offsetting Receipts</b>					
<b>Trust Fund Accounts:</b> Interest on Investments, Corporation for National Community Service	485	X	8267	002	1,455,009.48
Total, Undistributed Offsetting Receipts					1,455,009.48
Total, Corporation for National and Community Service					389,152,317.27
<b>Corporation for Travel Promotion Budget Receipts</b>					
<b>Special Fund Accounts:</b> Fees, Travel Promotion Fund, Corporation for Travel Promotion	580		5585	001	132,035,117.00
Total, Budget Receipts					132,035,117.00
Total, Corporation for Travel Promotion					132,035,117.00
<b>Council of the Inspectors General on Integrity and Efficiency Budget Receipts</b>					
<b>General Fund Accounts:</b> General Fund Proprietary Receipts, Not Otherwise Classified, All Other, Council of the Inspectors General on Integrity and	542		3220	083	400.00
Total, Budget Receipts					400.00
Total, Council of the Inspectors General on Integrity and Efficiency					400.00
<b>Defense Nuclear Facilities Safety Board Proprietary Receipts from the Public</b>					
<b>General Fund Accounts:</b> General Fund Proprietary Receipts, Not Otherwise Classified, All Other, Defense Nuclear Facilities Safety Board	347		3220	046	45.00
Total, Proprietary Receipts from the Public					45.00
Total, Defense Nuclear Facilities Safety Board					45.00
<b>District of Columbia District of Columbia Courts Budget Receipts</b>					
<b>Special Fund Accounts:</b> Fines and Fees, District of Columbia Victims Compensation Fund, District of Columbia Courts	349	X	5676	001	5,970,198.38
<b>Trust Fund Accounts:</b> Deductions from Employees Salaries	020	X	8212	001	678,876.01
Total, Budget Receipts					6,649,074.39
<b>Proprietary Receipts from the Public</b>					
<b>General Fund Accounts:</b> General Fund Proprietary Receipts, Not Otherwise Classified, All Other, Public Defender Service, District of Columbia	511		3220	070	224.00
Total, Proprietary Receipts from the Public					224.00
<b>Intrabudgetary Receipts Deducted by Agency</b>					
<b>Trust Fund Accounts:</b> Federal Payments to D.C. Judicial Retirement and Survivors Annuity Fund	020	X	8212	003	19,422,000.00
Total, Intrabudgetary Receipts Deducted by Agency					19,422,000.00
<b>Undistributed Offsetting Receipts</b>					
<b>Trust Fund Accounts:</b> Interest on Investments	020	X	8212	002	3,906,537.37
Total, Undistributed Offsetting Receipts					3,906,537.37
Total, District of Columbia Courts					29,977,835.76
<b>District of Columbia General and Special Payments</b>					

## Receipts By Department - Continued

Classification	Account Symbol				Amount
	AID	A	MAIN	SUB	
<b>Proprietary Receipts from the Public</b>					
<b>General Fund Accounts:</b>					
General Fund Proprietary Receipts, Not Otherwise Classified, All Other, District of Columbia	349		3220	069	6,199.24
Total, Proprietary Receipts from the Public					6,199.24
<b>Intrabudgetary Receipts Deducted by Agency</b>					
<b>Special Fund Accounts:</b>					
Federal Contribution, DC Federal Pension Fund	020	X	5511	001	539,512,000.00
Earnings on Investments, DC Federal Pension Fund	020	X	5511	002	70,212,773.27
Total, Intrabudgetary Receipts Deducted by Agency					609,724,773.27
Total, District of Columbia General and Special Payments					609,730,972.51
Total, District of Columbia					639,708,808.27
<b>Equal Employment Opportunity Commission</b>					
<b>Proprietary Receipts from the Public</b>					
<b>General Fund Accounts:</b>					
General Fund Proprietary Receipts, Not Otherwise Classified, All Other	045		3220	000	42,933.51
Total, Proprietary Receipts from the Public					42,933.51
<b>Intrabudgetary Receipts Deducted by Agency</b>					
<b>General Fund Accounts:</b>					
Collections of Receivables from Cancelled Accounts, Equal Employment Opportunity Commission	045		3200	000	8,190.61
Total, Intrabudgetary Receipts Deducted by Agency					8,190.61
Total, Equal Employment Opportunity Commission					51,124.12
<b>Export-Import Bank of the United States</b>					
<b>Proprietary Receipts from the Public</b>					
<b>General Fund Accounts:</b>					
Export Import Bank Guaranteed Loans, Downward Reestimates	083		2727	003	224,676,236.00
General Fund Proprietary Receipts, Not Otherwise Classified, All Other	083		3220	000	456.00
Total, Proprietary Receipts from the Public					224,676,692.00
Total, Export-Import Bank of the United States					224,676,692.00
<b>Farm Credit Administration</b>					
<b>Proprietary Receipts from the Public</b>					
<b>General Fund Accounts:</b>					
General Fund Proprietary Interest, Not Otherwise Classified	352		1435	000	.01
Total, Proprietary Receipts from the Public					.01
Total, Farm Credit Administration					.01
<b>Federal Communications Commission</b>					
<b>Budget Receipts</b>					
<b>Special Fund Accounts:</b>					
Universal Service Fund, Federal Communications Commission	027	X	5183	001	7,696,153,819.06
Contributions for Telecommunications Relay Services, Telecommunications Relay Services Fund	027	X	5700	001	1,266,669,324.15
Total, Budget Receipts					8,962,823,143.21
<b>Proprietary Receipts from the Public</b>					
<b>General Fund Accounts:</b>					
Fees and Other Charges for Communication and Transportation Service, Not Otherwise Classified	027		2429	000	24,869,703.64
General Fund Proprietary Receipts, Not Otherwise Classified, All Other	027		3220	000	15,381,659.49
Total, Proprietary Receipts from the Public					40,251,363.13
<b>Undistributed Offsetting Receipts</b>					
<b>General Fund Accounts:</b>					
Auction Receipts, Federal Communications Commission	027		2474	000	81,088,976,068.00
Total, Undistributed Offsetting Receipts					81,088,976,068.00
Total, Federal Communications Commission					90,092,050,574.34
<b>Federal Election Commission</b>					
<b>Proprietary Receipts from the Public</b>					
<b>General Fund Accounts:</b>					
General Fund Proprietary Receipts, Not Otherwise Classified, All Other, Federal Election Commission	360		3220	160	112,328.29
Total, Proprietary Receipts from the Public					112,328.29

# Receipts By Department - Continued

Classification	Account Symbol				Amount
	AID	A	MAIN	SUB	
Total, Federal Election Commission					112,328.29
<b>Federal Financial Institutions Examination Council</b>					
<b>Budget Receipts</b>					
<b>Special Fund Accounts:</b>					
Registry Fees, Appraisal Subcommittee	362	X	5026	001	10,672,961.21
Incremental Registry Fees (Dodd-Frank Act), Appraisal Subcommittee	362		5026	003	1,896,528.79
Total, Budget Receipts					12,569,490.00
<b>Federal Financial Institutions Examination Council Appraisal Subcommittee</b>					
<b>Proprietary Receipts from the Public</b>					
<b>General Fund Accounts:</b>					
General Fund Proprietary Receipts, Not Otherwise Classified, All Other, Appraisal Subcommittee	362		3220	051	184.66
Total, Proprietary Receipts from the Public					184.66
Total, Federal Financial Institutions Examination Council Appraisal Subcommittee					184.66
Total, Federal Financial Institutions Examination Council					12,569,674.66
<b>Federal Housing Finance Agency</b>					
<b>Budget Receipts</b>					
<b>Special Fund Accounts:</b>					
Fees on GSES for Administrative Expenses, Federal Housing Finance Agency	537	X	5532	001	317,485,063.67
Total, Budget Receipts					317,485,063.67
<b>Intrabudgetary Receipts Deducted by Agency</b>					
<b>Special Fund Accounts:</b>					
Interest Earnings on Investments in Treasury Securities, Federal Housing Finance Agency	537	X	5532	002	1,253,870.32
Total, Intrabudgetary Receipts Deducted by Agency					1,253,870.32
Total, Federal Housing Finance Agency					318,738,933.99
<b>Federal Maritime Commission</b>					
<b>Proprietary Receipts from the Public</b>					
<b>General Fund Accounts:</b>					
General Fund Proprietary Receipts, Not Otherwise Classified, All Other	065		3220	000	253,714.90
Total, Proprietary Receipts from the Public					253,714.90
Total, Federal Maritime Commission					253,714.90
<b>Federal Mine Safety and Health Review Commission</b>					
<b>Proprietary Receipts from the Public</b>					
<b>General Fund Accounts:</b>					
General Fund Proprietary Receipts, Not Otherwise Classified, All Other, Federal Mine Safety and Health Review Commission	368		3220	028	620.00
Total, Proprietary Receipts from the Public					620.00
Total, Federal Mine Safety and Health Review Commission					620.00
<b>Federal Trade Commission</b>					
<b>Proprietary Receipts from the Public</b>					
<b>General Fund Accounts:</b>					
General Fund Proprietary Receipts, Not Otherwise Classified, All Other	029		3220	000	14,376,372.38
Total, Proprietary Receipts from the Public					14,376,372.38
Total, Federal Trade Commission					14,376,372.38
<b>Harry S Truman Scholarship Foundation</b>					
<b>Proprietary Receipts from the Public</b>					
<b>Trust Fund Accounts:</b>					
Gifts and Donations, Harry S. Truman Scholarship Foundation	372	X	8296	001	20,021.25
Total, Proprietary Receipts from the Public					20,021.25
<b>Intrabudgetary Receipts Deducted by Agency</b>					
<b>Trust Fund Accounts:</b>					
General Fund Payment, Harry S. Truman Scholarship Foundation	372	X	8296	003	2,500,000.00
Total, Intrabudgetary Receipts Deducted by Agency					2,500,000.00
<b>Undistributed Offsetting Receipts</b>					
<b>Trust Fund Accounts:</b>					
Earnings on Investments, Harry S. Truman Scholarship Foundation	372	X	8296	002	358,520.97

## Receipts By Department - Continued

Classification	Account Symbol				Amount
	AID	A	MAIN	SUB	
Total, Undistributed Offsetting Receipts					358,520.97
Total, Harry S Truman Scholarship Foundation					2,878,542.22
<b>Institute of Museum and Library Services</b>					
<b>Proprietary Receipts from the Public</b>					
<b>General Fund Accounts:</b>					
General Fund Proprietary Receipts, Not Otherwise Classified, All Other, Institute for Museum and Library Services	474		3220	003	2,160.96
<b>Trust Fund Accounts:</b>					
Grants and Donations, Institute of Museum and Library Services	474	X	8080	001	697.00
Total, Proprietary Receipts from the Public					2,857.96
Total, Institute of Museum and Library Services					2,857.96
<b>International Trade Commission</b>					
<b>Proprietary Receipts from the Public</b>					
<b>General Fund Accounts:</b>					
General Fund Proprietary Receipts, Not Otherwise Classified, All Other	034		3220	000	1,579.50
Total, Proprietary Receipts from the Public					1,579.50
Total, International Trade Commission					1,579.50
<b>James Madison Memorial Fellowship Foundation</b>					
<b>Proprietary Receipts from the Public</b>					
<b>General Fund Accounts:</b>					
General Fund Proprietary Interest, Not Otherwise Classified, James Madison Memorial Fellowship Foundation	381		1435	002	90.45
General Fund Proprietary Receipts, Not Otherwise Classified, All Other, James Madison Memorial Fellowship Foundation	381		3220	002	1,113.09
Total, Proprietary Receipts from the Public					1,203.54
<b>Undistributed Offsetting Receipts</b>					
<b>Trust Fund Accounts:</b>					
Earnings on Investments, James Madison Memorial Fellowship Trust Fund	381	X	8282	002	2,154,465.88
Total, Undistributed Offsetting Receipts					2,154,465.88
Total, James Madison Memorial Fellowship Foundation					2,155,669.42
<b>Japan-United States Friendship Commission</b>					
<b>Undistributed Offsetting Receipts</b>					
<b>Trust Fund Accounts:</b>					
Earnings on Investments, Japan-United States Friendship Commission Trust Fund	382	X	8025	002	1,664,289.50
Total, Undistributed Offsetting Receipts					1,664,289.50
Total, Japan-United States Friendship Commission					1,664,289.50
<b>Morris K. Udall and Stewart L. Udall Foundation</b>					
<b>Proprietary Receipts from the Public</b>					
<b>Trust Fund Accounts:</b>					
Donations, Morris K. Udall and Stewart L. Udall Foundation	487	X	8615	003	1,800,600.00
Total, Proprietary Receipts from the Public					1,800,600.00
<b>Undistributed Offsetting Receipts</b>					
<b>Trust Fund Accounts:</b>					
Interest on Investments, Morris K. Udall and Stewart L. Udall Foundation	487	X	8615	002	1,516,998.24
Total, Undistributed Offsetting Receipts					1,516,998.24
Total, Morris K. Udall and Stewart L. Udall Foundation					3,317,598.24
<b>National Archives and Records Administration</b>					
<b>Proprietary Receipts from the Public</b>					
<b>General Fund Accounts:</b>					
General Fund Proprietary Receipts, Not Otherwise Classified	088		3220	000	7,027.39
<b>Trust Fund Accounts:</b>					
Donations, National Archives Gift Fund, National Archives and Records Administration	088	X	8127	001	2,381,153.99
Interest Earned on Non-Federal Securities, National Archives and Records Administration	088	X	8127	003	610,910.03
Realized Gains on Non-Federal Securities, National Archives Gift Fund	088	X	8127	004	501,644.53
Proceeds from Non-Federal Securities Not Immediately Reinvested, National Archives Gift Fund	088	X	8127	005	528,696.38
Total, Proprietary Receipts from the Public					4,029,432.32
<b>Undistributed Offsetting Receipts</b>					
<b>Trust Fund Accounts:</b>					
Earnings on Investments, National Archives Gift Fund	088	X	8127	002	57,747.29

# Receipts By Department - Continued

Classification	Account Symbol				Amount
	AID	A	MAIN	SUB	
Total, Undistributed Offsetting Receipts					57,747.29
Total, National Archives and Records Administration					4,087,179.61
<b>National Credit Union Administration</b>					
<b>Proprietary Receipts from the Public</b>					
<b>General Fund Accounts:</b>					
General Fund Proprietary Interest, Not Otherwise Classified, National Credit Union Administration	025		1435	000	.51
Total, Proprietary Receipts from the Public					.51
Total, National Credit Union Administration					.51
<b>National Endowment for the Arts</b>					
<b>Proprietary Receipts from the Public</b>					
<b>Trust Fund Accounts:</b>					
Gifts and Donations, National Endowment for the Arts	417	X	8040	001	1,789,206.75
Total, Proprietary Receipts from the Public					1,789,206.75
<b>Intrabudgetary Receipts Deducted by Agency</b>					
<b>General Fund Accounts:</b>					
Collections of Receivables from Cancelled Accounts, National Endowment for the Arts	417		3200	001	5.13
Total, Intrabudgetary Receipts Deducted by Agency					5.13
Total, National Endowment for the Arts					1,789,211.88
<b>National Endowment for the Humanities</b>					
<b>Proprietary Receipts from the Public</b>					
<b>General Fund Accounts:</b>					
General Fund Proprietary Receipts, Not Otherwise Classified, All Other, National Endowment for the Humanities	418		3220	002	21,565.06
<b>Trust Fund Accounts:</b>					
Gifts and Donations, National Endowment for the Humanities	418	X	8050	001	335,506.68
Total, Proprietary Receipts from the Public					357,071.74
Total, National Endowment for the Humanities					357,071.74
<b>National Labor Relations Board</b>					
<b>Proprietary Receipts from the Public</b>					
<b>General Fund Accounts:</b>					
General Fund Proprietary Receipts, Not Otherwise Classified, All Other	420		3220	000	519,162.40
Total, Proprietary Receipts from the Public					519,162.40
Total, National Labor Relations Board					519,162.40
<b>National Transportation Safety Board</b>					
<b>Proprietary Receipts from the Public</b>					
<b>General Fund Accounts:</b>					
General Fund Proprietary Receipts, Not Otherwise Classified, All Other, National Transportation Safety Board	424		3220	003	16.55
Total, Proprietary Receipts from the Public					16.55
Total, National Transportation Safety Board					16.55
<b>Nuclear Regulatory Commission</b>					
<b>Proprietary Receipts from the Public</b>					
<b>General Fund Accounts:</b>					
General Fund Proprietary Interest, Not Otherwise Classified	031		1435	000	22,313.65
General Fund Proprietary Receipts, Not Otherwise Classified, All Other	031		3220	000	-64,259.76
Total, Proprietary Receipts from the Public					-41,946.11
<b>Offsetting Governmental Receipts</b>					
<b>Special Fund Accounts:</b>					
Nuclear Facilities Fees Fund, Nuclear Regulatory Commission	031	X	5280	001	739,074,261.37
Total, Offsetting Governmental Receipts					739,074,261.37
Total, Nuclear Regulatory Commission					739,032,315.26
<b>Occupational Safety and Health Review Commission</b>					
<b>Proprietary Receipts from the Public</b>					
<b>General Fund Accounts:</b>					
General Fund Proprietary Receipts, Not Otherwise Classified, All Other, Occupational Safety and Health Review Commission	432		3220	021	250.00
Total, Proprietary Receipts from the Public					250.00

## Receipts By Department - Continued

Classification	Account Symbol				Amount
	AID	A	MAIN	SUB	
Total, Occupational Safety and Health Review Commission					250.00
<b>Office of Special Counsel</b>					
<b>Proprietary Receipts from the Public</b>					
<b>General Fund Accounts:</b>					
General Fund Proprietary Receipts, Not Otherwise Classified, All Other, Office of Special Counsel	062		3220	000	1.15
Total, Proprietary Receipts from the Public					1.15
Total, Office of Special Counsel					1.15
<b>Other Commissions and Boards</b>					
<b>Proprietary Receipts from the Public</b>					
<b>General Fund Accounts:</b>					
General Fund Proprietary Receipts, Not Otherwise Classified, All Other, United States Commission on International Religious	295		3220	095	550.00
General Fund Proprietary Interest, Not Otherwise Classified, Access Board	310		1435	032	.56
General Fund Proprietary Interest, Not Otherwise Classified, Federal Housing Finance Agency	537		1435	080	56.40
General Fund Proprietary Interest, Not Otherwise Classified, Bureau of Consumer Financial Protection	581		1435	085	-297.83
<b>Trust Fund Accounts:</b>					
Gifts and Donations, Federal Judicial Center, the Judiciary	010	X	8123	001	750.00
Gifts and Donations, Commission for the Preservation of America's Heritage Abroad	321	X	8268	001	26,000.00
Total, Proprietary Receipts from the Public					27,059.13
Total, Other Commissions and Boards					27,059.13
<b>Patient-Centered Outcomes Research Trust Fund</b>					
<b>Budget Receipts</b>					
<b>Trust Fund Accounts:</b>					
Fees on Health Insurance and Self-Insured Health Plans, Patient-Centered Outcomes Research Trust Fun	579		8299	001	359,924,555.20
Total, Budget Receipts					359,924,555.20
<b>Intrabudgetary Receipts Deducted by Agency</b>					
<b>Trust Fund Accounts:</b>					
Payment from the General Fund, Patient-Centered Outcomes Research Trust Fund	579		8299	003	293,500,000.00
Total, Intrabudgetary Receipts Deducted by Agency					293,500,000.00
<b>Undistributed Offsetting Receipts</b>					
<b>Trust Fund Accounts:</b>					
Earnings on Investments, Patient-Centered Outcomes Research Trust Fund	579		8299	002	362,948.67
Total, Undistributed Offsetting Receipts					362,948.67
Total, Patient-Centered Outcomes Research Trust Fund					653,787,503.87
<b>Railroad Retirement Board</b>					
<b>Budget Receipts</b>					
<b>Trust Fund Accounts:</b>					
Taxes, Social Security Equivalent Benefit Account, Railroad Retirement Board	060	X	8010	002	2,870,878,150.17
Receipts Transferred to Federal Hospital Insurance Trust Fund, Social Security Equivalent Benefit Account, Railroad	060	X	8010	021	-505,300,000.00
Railroad Retirement Taxes, Railroad Retirement Account	060	X	8011	002	3,249,348,220.57
Total, Budget Receipts					5,614,926,370.74
<b>Proprietary Receipts from the Public</b>					
<b>Trust Fund Accounts:</b>					
Gains and Losses on Private Sector Holdings, National Railroad Retirement Investment Trust	060	X	8118	001	-2,696,751,367.19
Interest and Dividends on Private Sector Holdings, National Railroad Retirement Investment Trust	060	X	8118	003	355,034,110.25
Total, Proprietary Receipts from the Public					-2,341,717,256.94
<b>Intrabudgetary Receipts Deducted by Agency</b>					
<b>Trust Fund Accounts:</b>					
Advances from the General Fund for Financial Interchange Interest, Social Security Equivalent Benefit Account, Railroad	060	X	8010	004	5,900,000.00
General Fund Payment, Social Security Equivalent Benefit Account, Railroad Retirement Board	060	X	8010	011	153,922,750.60
Income Tax Credits, Social Security Equivalent Benefit Account, Railroad Retirement Board	060	X	8010	012	355,000,000.00
Receipts from Federal Old-Age and Survivors Insurance (OASI) Trust Fund, Social Security Equivalent Benefit Account, Railroad	060	X	8010	031	5,315,756,000.00
Receipts from Disability Insurance (DI) Trust Fund, Social Security Equivalent Benefit Account, Railroad Retirement Board	060	X	8010	032	155,579,000.00
Federal Payments to Railroad Retirement Trust Funds, Railroad Retirement Account	060	X	8011	007	426,000,000.00
Payment from the National Railroad Retirement Investment Trust, Rail Industry Pension Fund, Railroad Retirement Board	060	X	8011	016	1,964,000,000.00
Total, Intrabudgetary Receipts Deducted by Agency					8,376,157,750.60
<b>Undistributed Offsetting Receipts</b>					
<b>Trust Fund Accounts:</b>					
Earnings on Investments, Social Security Equivalent Benefit Account, Railroad Retirement Board	060	X	8010	001	24,472,364.47
Interest Transferred to Federal Hospital Insurance Trust Fund, Social Security Equivalent Benefit Account, Railroad	060	X	8010	018	-10,566,000.00
Earning on Investments, Railroad Retirement Account	060	X	8011	001	16,021,222.42
Earnings on Investments in Federal Securities, National Railroad Retirement Investment Trust	060	X	8118	002	6,004,135.40
Total, Undistributed Offsetting Receipts					35,931,722.29



# Receipts By Department - Continued

Classification	Account Symbol				Amount
	AID	A	MAIN	SUB	
Total, Railroad Retirement Board					11,685,298,586.69
<b>Securities and Exchange Commission</b>					
<b>Budget Receipts</b>					
<b>General Fund Accounts:</b> Post Judgement Interest, Securities and Exchange Commission	050		1091	000	807,085.45
<b>Special Fund Accounts:</b> Registration Fees, Securities and Exchange Commission Reserve Fund	050	X	5566	001	50,000,000.00
Monetary Sanctions, Investor Protection Fund, Securities and Exchange Commission	050	X	5567	001	387,168,256.79
Total, Budget Receipts					437,975,342.24
<b>Proprietary Receipts from the Public</b>					
<b>General Fund Accounts:</b> General Fund Proprietary Interest, Not Otherwise Classified	050		1435	000	2,673.19
General Fund Proprietary Receipts, Not Otherwise Classified, All Other	050		3220	000	82,846.57
<b>Budget Clearing Accounts:</b> Budget Clearing Account (Suspense), Securities and Exchange Commission	050	F	3875	000	-26,588.15
Total, Proprietary Receipts from the Public					58,931.61
<b>Intrabudgetary Receipts Deducted by Agency</b>					
<b>Special Fund Accounts:</b> Interest, Investor Protection Fund, Securities and Exchange Commission	050	X	5567	002	2,666,925.27
Total, Intrabudgetary Receipts Deducted by Agency					2,666,925.27
Total, Securities and Exchange Commission					440,701,199.12
<b>Smithsonian Institution</b>					
<b>Proprietary Receipts from the Public</b>					
<b>Trust Fund Accounts:</b> Deposits, Canal Zone Biological Area Fund	033	X	8190	001	302,339.52
<b>Budget Clearing Accounts:</b> Proceeds of Sales, Personal Property, Smithsonian Institution	033	F	3845	001	140,828.63
Total, Proprietary Receipts from the Public					443,168.15
<b>Intrabudgetary Receipts Deducted by Agency</b>					
<b>General Fund Accounts:</b> Collections of Receivables from Cancelled Accounts, Smithsonian Institution	033		3200	000	4,103.24
Total, Intrabudgetary Receipts Deducted by Agency					4,103.24
Total, Smithsonian Institution					447,271.39
<b>Surface Transportation Board</b>					
<b>Proprietary Receipts from the Public</b>					
<b>General Fund Accounts:</b> Filing and Other Fees for Services, Surface Transportation Board	472		2420	089	1,388,555.23
Total, Proprietary Receipts from the Public					1,388,555.23
Total, Surface Transportation Board					1,388,555.23
<b>United States Court of Appeals for Veterans Claims</b>					
<b>Budget Receipts</b>					
<b>Special Fund Accounts:</b> Fees, Practice and Registration Fees Fund, United States Court of Appeals for Veterans Claims	345	X	5113	001	119,890.00
<b>Trust Fund Accounts:</b> Employee Contributions, United States Court of Appeals for Veterans Claims	345	X	8290	001	90,591.20
Total, Budget Receipts					210,481.20
<b>Intrabudgetary Receipts Deducted by Agency</b>					
<b>General Fund Accounts:</b> Collections of Receivables from Cancelled Accounts, U. S. Court of Appeals for Veterans Claims	345		3200	042	17,491.99
Total, Intrabudgetary Receipts Deducted by Agency					17,491.99
<b>Undistributed Offsetting Receipts</b>					
<b>Trust Fund Accounts:</b> Earnings on Investments, United States Court of Appeals for Veterans Claims	345	X	8290	002	995,309.15
Employing Agency Contributions, United States Court of Appeals for Veterans Claims	345	X	8290	003	7,005,000.00
Total, Undistributed Offsetting Receipts					8,000,309.15
Total, United States Court of Appeals for Veterans Claims					8,228,282.34
Total, Independent Agencies					106,187,573,630.72

## Receipts By Department - Continued

Classification	Account Symbol				Amount
	AID	A	MAIN	SUB	
Total, Receipts by Dept					6,601,045,630,431.28

## Federal Securities Issued under Special Financing Authority

Agency	Account Symbol				Outstanding September 30, 2022	Outstanding September 30, 2021	Net Change September 30, 2021 to September 30, 2022
	AID	A	MAIN	SUB			
Obligations Guaranteed by the United States, Issued by: Department of Housing and Urban Development: Federal Housing Administration	086	X	4070	000	18,541,264.77	18,541,264.77	-----
Subtotal, Obligations Guaranteed by the United States					18,541,264.77	18,541,264.77	-----
Obligations Not Guaranteed by the United States, Issued by: Legislative Branch:							
Architect of the Capitol	010	X	4518	000	31,227,146.00	44,950,609.00	-13,723,463.00
Independent Agencies:							
Federal Communications Commission	027	X	1000	000	-0.01	-0.01	-----
National Archives and Records Administration	088	X	0300	000	0.50	0.50	-----
Tennessee Valley Authority	455	X	4110	000	19,302,909,938.00	19,438,314,131.00	-135,404,193.00
Subtotal, Obligations Not Guaranteed by the United States					19,334,137,084.49	19,483,264,740.49	-149,127,656.00
Total, Agency Securities					19,352,678,349.26	19,501,806,005.26	-149,127,656.00



## Federal Securities Held as Investments of Government Accounts

Agency	Account Symbol				Outstanding September 30, 2022	Outstanding September 30, 2021	Net Change September 30, 2021 to September 30, 2022
	AID	POA	MAIN	SUB			
Federal Funds:							
Legislative Branch							
Architect of the Capitol:							
Capitol Visitor Center Revolving Fund, Architect of the Capitol	001	No Year	4296	000	10,399,113.97	11,727,309.72	-1,328,195.75
Library of Congress:							
Oliver Wendell Holmes Devises Fund, Library of Congress	003	No Year	5075	000	17,128.58	20,002.54	-2,873.96
Legislative Branch Boards and Commissions:							
Senate Preservation Fund, Library of Congress, Senate	000	No Year	5509	000	503,840.70	493,197.56	10,643.14
Department of Agriculture							
National Institute of Food and Agriculture:							
Native American Institutions Endowment Fund, Agriculture	012	No Year	5205	000	262,300,604.41	249,985,850.14	12,314,754.27
Department of Defense--Military Programs							
Defense Agencies:							
Defense Cooperation Account, Defense	097	No Year	5187	000	8,042,004.46	7,914,459.23	127,545.23
Department of Energy							
Energy Programs:							
Nuclear Waste Disposal, Energy Programs, Energy	089	No Year	5227	000	56,631,693,794.91	55,318,509,419.81	1,313,184,375.10
Uranium Enrichment Decontamination and Decommissioning Fund, Energy Programs, Energy	089	No Year	5231	000	771,214,000.00	343,960,000.00	427,254,000.00
Power Marketing Administration:							
Bonneville Power Administration Fund, Power Marketing Administration, Energy	089	No Year	4045	000	1,618,696,259.19	.00	1,618,696,259.19
Department of Homeland Security							
Federal Emergency Management Agency:							
National Flood Insurance Reserve Fund, Homeland Security	070	No Year	5701	000	2,472,456,434.23	1,341,657,872.44	1,130,798,561.79
Department of Housing and Urban Development							
Housing Programs:							
FHA, Mutual Mortgage Insurance Capital Reserve Account, Housing and Urban Development	086	No Year	0236	000	119,949,828,118.10	94,131,920,682.15	25,817,907,435.95
Government National Mortgage Association:							
Guarantees of Mortgage-Backed Securities Capital Reserve Account, Government National Mortgage Association, Housing and Urban Development	086	No Year	0238	000	18,369,872,000.00	14,170,608,000.00	4,199,264,000.00
Guarantees of Mortgage-Backed Securities Fund, Government National Mortgage Association, Housing and Urban Development	086	No Year	4238	000	124,039,000.00	123,057,000.00	982,000.00
Department of the Interior							
Bureau of Land Management:							
Southern Nevada Public Land Management, Bureau of Land Management	014	No Year	5232	000	1,435,286,148.45	1,060,312,956.18	374,973,192.27
Lincoln County Land Act, Bureau of Land Management	014	No Year	5469	000	29,086,048.56	29,172,777.86	-86,729.30
Office of Surface Mining Reclamation and Enforcement:							
Abandoned Mine Reclamation Fund, Office of Surface Mining Reclamation and Enforcement	014	No Year	5015	000	14,378,517,396.62	2,571,868,654.96	11,806,648,741.66
Bureau of Reclamation:							
Lower Colorado River Basin Development Fund, Bureau of Reclamation	014	No Year	4079	000	427,493,830.69	326,293,740.52	101,200,090.17
Reclamation Water Settlements Fund, Bureau of Reclamation, Interior	014	No Year	5593	000	443,714,034.03	364,407,208.57	79,306,825.46
Blackfeet Water Settlement Implementation Fund, Bureau of Reclamation, Interior	014	No Year	5668	000	210,197,042.70	69,956,962.88	140,240,079.82
Central Utah Project:							
Utah Reclamation Mitigation and Conservation Account, Interior	014	No Year	5174	000	122,194,984.82	119,880,008.70	2,314,976.12
United States Fish and Wildlife Service:							
Federal Aid to Wildlife Restoration, United States Fish and Wildlife Service	014	No Year	5029	000	2,865,000,000.00	2,540,000,000.00	325,000,000.00
Bureau of Indian Affairs and Bureau of Indian Education:							
Operation and Maintenance, Indian Irrigation Systems, Bureau of Indian Affairs (T)	014	No Year	5240	000	54,738,000.00	52,586,000.00	2,152,000.00

## Federal Securities Held as Investments of Government Accounts - Continued

Agency	Account Symbol				Outstanding September 30, 2022	Outstanding September 30, 2021	Net Change September 30, 2021 to September 30, 2022
	AID	POA	MAIN	SUB			
Affairs and Bureau of Indian Education, Interior							
High-Hazard Indian Dam Safety Deferred Maintenance Fund, Bureau of Indian Affairs and Bureau of Indian Education, Interior	014	No Year	5637	000	140,683,000.00	116,312,000.00	24,371,000.00
Low-Hazard Indian Dam Safety Deferred Maintenance Fund, Bureau of Indian Affairs and Bureau of Indian Education, Interior	014	No Year	5638	000	61,836,000.00	51,130,000.00	10,706,000.00
Indian Irrigation Fund, Bureau of Indian Affairs and Bureau of Indian Education, Interior	014	No Year	5639	000	173,967,000.00	148,601,000.00	25,366,000.00
Power Systems, Indian Irrigation Projects, Bureau of Indian Affairs	014	No Year	5648	000	27,841,000.00	30,416,000.00	-2,575,000.00
Departmental Offices:							
Environmental Improvement and Restoration Fund, Office of Natural Resources Revenue, Interior	014	No Year	5425	000	1,587,204,279.42	1,560,311,175.77	26,893,103.65
Department-Wide Programs:							
Natural Resource Damage Assessment and Restoration Fund, Office of the Secretary	014	No Year	5198	000	2,362,783,667.54	2,025,042,980.79	337,740,686.75
National Parks and Public Land Legacy Restoration Fund, Department-Wide Programs, Interior	014	No Year	5715	000	2,828,814,747.70	1,660,475,496.14	1,168,339,251.56
Bureau of Trust Fund Administration:							
Tribal Special Fund, Bureau of Trust Funds Administration, Interior	014	No Year	5265	000	82,072,560.68	79,484,324.55	2,588,236.13
Department of Justice							
Legal Activities and U.S. Marshals:							
Assets Forfeiture Fund, Justice	015	No Year	5042	000	940,946,142.17	1,338,805,113.76	-397,858,971.59
United States Trustee System Fund, Justice	015	No Year	5073	000	163,045,905.13	236,427,074.29	-73,381,169.16
United States Victims of State Sponsored Terrorism Fund, General Legal Activities, Justice	015	No Year	5608	000	168,685,309.28	167,686,489.00	998,820.28
Federal Prison System:							
Prison Industries Fund, Justice	015	No Year	4500	000	279,795,854.52	276,934,869.84	2,860,984.68
Department of Labor							
Pension Benefit Guaranty Corporation:							
Pension Benefit Guaranty Corporation Fund, Pension Benefit Guaranty Corporation, Labor	016	No Year	4204	000	55,626,021,920.46	50,323,024,859.07	5,302,997,061.39
Office of Workers' Compensation Programs:							
Panama Canal Commission Compensation Fund, Labor	016	No Year	5155	000	14,979,990.20	18,260,459.05	-3,280,468.85
Department of State							
Administration of Foreign Affairs:							
Foreign Service National Defined Contributions Retirement Fund, State	019	No Year	5497	000	334,977,971.60	44,401,078.52	290,576,893.08
Other:							
International Center, Washington, D. C., State	019	No Year	5151	000	12,309,347.57	12,007,063.20	302,284.37
Department of Transportation							
Federal Aviation Administration:							
Aviation Insurance Revolving Fund, Transportation	069	No Year	4120	000	2,366,183,736.24	2,217,198,312.08	148,985,424.16
Maritime Administration:							
War-Risk Insurance Revolving Fund, Maritime Administration, Transportation	069	No Year	4302	000	51,978,876.21	32,008,818.83	19,970,057.38
Department of the Treasury							
Departmental Offices:							
Exchange Stabilization Fund, Office of the Secretary, Treasury	020	No Year	4444	000	18,401,389,236.98	22,836,891,221.85	-4,435,501,984.87
Financial Research Fund, Departmental Offices, Treasury	020	No Year	5590	000	92,519,248.88	80,287,023.81	12,232,225.07
Treasury Forfeiture Fund, Treasury	020	No Year	5697	000	2,047,940,641.32	1,824,821,868.77	223,118,772.55
Department of Veterans Affairs							
Benefits Programs:							
Servicemen's Group Life Insurance Fund, Veterans Affairs	036	No Year	4009	000	3,088,519,000.00	2,523,282,000.00	565,237,000.00
Veterans Reopened Insurance Fund, Veterans Affairs	036	No Year	4010	000	39,005,000.00	49,330,000.00	-10,325,000.00
Other Defense Civil Programs							
Retiree Health Care:							

## Federal Securities Held as Investments of Government Accounts - Continued

Agency	Account Symbol				Outstanding September 30, 2022	Outstanding September 30, 2021	Net Change September 30, 2021 to September 30, 2022
	AID	POA	MAIN	SUB			
Department of Defense, Medicare-Eligible Retiree Health Care Fund	097	No Year	5472	000	321,959,946,275.52	289,737,898,261.69	32,222,048,013.83
International Assistance Programs							
United States International Development Finance Corporation:							
Corporate Capital Account, United States International Development Finance Corporation	077	No Year	4483	000	6,261,515,162.60	6,128,423,252.28	133,091,910.32
Office of Personnel Management							
Postal Service Contributions for Retiree Health Benefits, Office of Personnel Management	024	No Year	5391	000	35,607,214,000.00	38,848,842,000.00	-3,241,628,000.00
Independent Agencies							
Bureau of Consumer Financial Protection:							
Bureau of Consumer Financial Protection Fund, Bureau of Consumer Financial Protection	581	No Year	5577	000	339,600,000.00	282,600,000.00	57,000,000.00
Commodity Futures Trading Commission:							
Commodity Futures Trading Commission Customer Protection Fund, Commodity Futures Trading Commission	339	No Year	4334	000	286,000,000.00	.00	286,000,000.00
District of Columbia:							
District of Columbia General and Special Payments:							
District of Columbia Federal Pension Fund, Treasury	020	No Year	5511	000	3,959,998,540.57	3,860,511,335.64	99,487,204.93
Farm Credit Administration:							
Revolving Fund for Administrative Expenses, Farm Credit Administration	352	No Year	4131	000	41,939,897.13	38,616,055.15	3,323,841.98
Farm Credit System Insurance Corporation:							
Farm Credit Insurance Fund, Capital Corporation Investment Fund, Farm Credit Administration	352	No Year	4136	000	5,985,348,173.84	5,365,342,698.75	620,005,475.09
Federal Deposit Insurance Corporation:							
Deposit Insurance:							
Deposit Insurance Fund, Federal Deposit Insurance Corporation	051	No Year	4596	000	125,470,762,000.00	115,527,058,000.00	9,943,704,000.00
FSLIC Resolution:							
The FSLIC Resolution Fund	051	No Year	4065	000	888,449,000.00	881,871,000.00	6,578,000.00
Federal Housing Finance Agency:							
Administrative Expenses, Federal Housing Finance Agency	537	No Year	5532	000	113,898,120.46	130,025,506.23	-16,127,385.77
Morris K. Udall and Stewart L. Udall Foundation:							
Environmental Dispute Resolution Fund, Morris K. Udall and Stewart L. Udall Foundation	487	No Year	0925	000	4,000,000.00	2,200,000.00	1,800,000.00
National Credit Union Administration:							
Operating Fund, National Credit Union Administration	025	No Year	4056	000	132,598,000.00	120,536,000.00	12,062,000.00
National Credit Union Share Insurance Fund, National Credit Union Administration	025	No Year	4468	000	20,712,179,321.46	18,527,595,723.16	2,184,583,598.30
Central Liquidity Facility, National Credit Union Administration	025	No Year	4470	000	1,237,794,325.11	1,148,144,943.21	89,649,381.90
Community Development Revolving Loan Fund, National Credit Union Administration	025	No Year	4472	000	9,149,000.00	7,632,000.00	1,517,000.00
Postal Service:							
Postal Service Fund	018	No Year	4020	002	20,924,304,536.53	24,655,000,000.00	-3,730,695,463.47
Presidio Trust:							
Expenses, Presidio Trust	512	No Year	4331	000	192,479,723.00	152,696,000.00	39,783,723.00
Securities and Exchange Commission:							
Investor Protection Fund, Securities and Exchange Commission	050	No Year	5567	000	416,752,685.88	258,191,347.43	158,561,338.45
United States Enrichment Corporation Fund:							
United States Enrichment Corporation Fund	486	No Year	4054	000	606,495,000.00	1,430,576,000.00	-824,081,000.00
<b>Total, Public Debt Securities</b>					<b>856,229,213,982.42</b>	<b>767,591,231,456.12</b>	<b>88,637,982,526.30</b>
<b>Total, Federal Funds</b>					<b>856,229,213,982.42</b>	<b>767,591,231,456.12</b>	<b>88,637,982,526.30</b>
Trust Funds:							
Legislative Branch							
Library of Congress:							
Library of Congress Gift Fund, Library of Congress	003	No Year	8031	000	27,768,707.83	21,507,669.24	6,261,038.59





## Federal Securities Held as Investments of Government Accounts - Continued

Agency	Account Symbol				Outstanding September 30, 2022	Outstanding September 30, 2021	Net Change September 30, 2021 to September 30, 2022
	AID	POA	MAIN	SUB			
Tribal Trust Fund, Bureau of Trust Funds Administration, Interior	014	No Year	8030	000	659,025,690.30	96,013,908.25	563,011,782.05
Department of Labor							
Employment and Training Administration:							
Unemployment Trust Fund - Treasury Managed, Labor	016	No Year	8042	000	73,587,428,000.00	53,135,035,000.00	20,452,393,000.00
Office of Workers' Compensation Programs:							
Relief and Rehabilitation, Longshoremen's and Harbor Workers' Compensation Act, as Amended, Labor	016	No Year	8130	000	58,000,000.00	45,000,000.00	13,000,000.00
Relief and Rehabilitation, Workmen's Compensation Act, within the District of Columbia, Labor	016	No Year	8134	000	2,000,000.00	900,000.00	1,100,000.00
Department of State							
Administration of Foreign Affairs:							
Foreign Service Retirement and Disability Fund, State	019	No Year	8186	000	20,681,139,000.00	20,347,434,000.00	333,705,000.00
Conditional Gift Fund, General, State	019	No Year	8822	000	24,030,905.98	26,030,905.98	-2,000,000.00
Other:							
Israeli Arab Scholarship Program, State	019	No Year	8271	000	4,978,500.00	4,978,500.00	.00
Center for Middle Eastern-Western Dialogue Trust Fund, State	019	No Year	8813	000	10,119,898.90	10,625,163.17	-505,264.27
Eisenhower Exchange Fellowship Program Trust Fund	570	No Year	8276	000	4,083,800.00	4,083,800.00	.00
Department of Transportation							
Federal Aviation Administration:							
Airport and Airway Trust Fund - Treasury Managed, Transportation	069	No Year	8103	000	10,818,211,000.00	15,901,898,000.00	-5,083,687,000.00
Federal Highway Administration:							
Highway Trust Fund - Treasury Managed, Transportation	069	No Year	8102	000	127,546,568,649.69	12,043,352,643.45	115,503,216,006.24
Department of the Treasury							
Departmental Offices:							
Gifts and Bequests, Treasury	020	No Year	8790	000	1,045,185.73	1,037,332.26	7,853.47
Bureau of the Fiscal Service:							
Lower Brule Sioux Tribe Terrestrial Wildlife Habitat Restoration Trust Fund, Bureau of the Fiscal Service, Treasury	020	No Year	8207	000	15,945,542.16	15,890,012.29	55,529.87
Cheyenne River Sioux Tribe Terrestrial Wildlife Habitat Restoration Trust Fund, Bureau of the Fiscal Service, Treasury	020	No Year	8209	000	45,359,318.47	45,405,091.23	-45,772.76
Gulf Coast Restoration Trust Fund, Bureau of the Fiscal Service, Treasury	020	No Year	8625	000	2,025,658,788.21	1,842,633,000.63	183,025,787.58
Comptroller of the Currency:							
Assessment Funds, Office of the Comptroller of the Currency, Treasury	020	No Year	8413	000	2,242,465,000.00	2,089,585,000.00	152,880,000.00
Department of Veterans Affairs							
Veterans Health Administration:							
General Post Fund, National Homes, Veterans Affairs	036	No Year	8180	000	116,421,032.21	89,867,633.08	26,553,399.13
Benefits Programs:							
National Service Life Insurance Fund, Veterans Affairs	036	No Year	8132	000	1,095,551,000.00	1,476,037,000.00	-380,486,000.00
United States Government Life Insurance Fund, Veterans Affairs	036	No Year	8150	000	1,399,000.00	1,538,000.00	-139,000.00
Veterans Special Life Insurance Fund, Trust Revolving Fund, Veterans Affairs	036	No Year	8455	000	915,507,000.00	1,063,595,000.00	-148,088,000.00
Corps of Engineers							
South Dakota Terrestrial Wildlife Habitat Restoration Trust Fund, Corps of Engineers - Civil	096	No Year	8217	000	118,929,212.43	116,904,608.45	2,024,603.98
Inland Waterways Trust Fund - Treasury Managed, Corps of Engineers - Civil	096	No Year	8861	000	194,187,315.49	210,412,938.01	-16,225,622.52
Harbor Maintenance Trust Fund - Treasury Managed, Corps of Engineers - Civil	096	No Year	8863	000	9,370,445,285.67	9,123,957,519.68	246,487,765.99
Other Defense Civil Programs							
Military Retirement:							
Department of Defense Military Retirement Fund	097	No Year	8097	000	1,194,652,246,029.18	1,031,999,890,195.49	162,652,355,833.69
Educational Benefits:							
Department of Defense, Education Benefits Fund	097	No Year	8098	000	967,132,479.47	1,008,707,266.62	-41,574,787.15
Armed Forces Retirement Home:							
Armed Forces Retirement Home Trust Fund, Armed Forces Retirement Home	084	No Year	8522	000	99,460,496.59	94,862,519.71	4,597,976.88
Environmental Protection Agency							
Hazardous Substance Superfund - Treasury Managed, Environmental Protection	068	No Year	8145	000	9,359,855,511.19	5,047,805,986.62	4,312,049,524.57

## Federal Securities Held as Investments of Government Accounts - Continued

Agency	Account Symbol				Outstanding September 30, 2022	Outstanding September 30, 2021	Net Change September 30, 2021 to September 30, 2022
	AID	POA	MAIN	SUB			
Agency Leaking Underground Storage Tank Trust Fund - Treasury Managed, Environmental Protection Agency	068	No Year	8153	000	1,251,042,029.03	1,037,121,171.26	213,920,857.77
National Aeronautics and Space Administration Endeavor Teacher Fellowship Trust Fund, National Aeronautics and Space Administration	080	No Year	8550	000	340,000.00	340,000.00	.00
Science, Space and Technology Education Trust Fund, National Aeronautics and Space Administration	080	No Year	8978	000	15,210,704.34	15,127,134.13	83,570.21
Office of Personnel Management Civil Service Retirement and Disability Fund, Office of Personnel Management	024	No Year	8135	000	1,011,678,853,000.00	925,846,024,000.00	85,832,829,000.00
Employees' Life Insurance Fund, Office of Personnel Management	024	No Year	8424	000	50,989,640,072.15	50,151,454,632.68	838,185,439.47
Employees' Health Benefits Fund, Office of Personnel Management	024	No Year	8440	000	27,304,822,216.34	27,975,703,491.54	-670,881,275.20
Retired Employees' Health Benefits Fund, Office of Personnel Management	024	No Year	8445	000	2,616,811.14	2,611,532.41	5,278.73
Social Security Administration Federal Old-Age and Survivors Insurance Trust Fund - Treasury Managed, Social Security Administration	028	No Year	8006	000	2,723,600,525,000.00	2,755,784,664,000.00	-32,184,139,000.00
Federal Disability Insurance Trust Fund - Treasury Managed, Social Security Administration	028	No Year	8007	000	114,678,766,000.00	98,032,277,000.00	16,646,489,000.00
Independent Agencies Barry Goldwater Scholarship and Excellence in Education Foundation: Trust Fund, Barry Goldwater Scholarship and Excellence in Education Foundation	313	No Year	8281	000	68,706,242.71	29,706,242.71	39,000,000.00
Corporation for National and Community Service: National Service Trust, Corporation for National and Community Service	485	No Year	8267	000	1,087,564,403.10	1,011,629,413.88	75,934,989.22
District of Columbia: District of Columbia Courts: District of Columbia Judicial Retirement and Survivor's Annuity Fund, Treasury	020	No Year	8212	000	195,437,564.31	187,075,227.88	8,362,336.43
Harry S Truman Scholarship Foundation: Harry S. Truman Memorial Scholarship Trust Fund, Harry S Truman Scholarship Foundation	372	No Year	8296	000	7,619,099.51	20,335,512.62	-12,716,413.11
James Madison Memorial Fellowship Foundation: James Madison Memorial Fellowship Foundation Trust Fund	381	No Year	8282	000	37,341,082.21	37,341,082.21	.00
Japan-United States Friendship Commission: Japan-United States Friendship Trust Fund, Japan-United States Friendship Commission	382	No Year	8025	000	35,725,735.47	35,725,735.47	.00
Morris K. Udall and Stewart L. Udall Foundation: Morris K. Udall and Stewart L. Udall Trust Fund, Morris K. Udall and Stewart L. Udall Foundation	487	No Year	8615	000	51,477,955.55	31,477,955.55	20,000,000.00
National Archives and Records Administration: National Archives Gift Fund, National Archives and Records Administration	088	No Year	8127	000	7,609,277.32	6,128,320.66	1,480,956.66
National Archives Trust Fund, National Archives and Records Administration	088	No Year	8436	000	5,093,169.83	3,548,270.56	1,544,899.27
Patient-Centered Outcomes Research Trust Fund: Patient-Centered Outcomes Research Trust Fund	579	No Year	8299	000	37,874,790.67	36,177,439.19	1,697,351.48
Railroad Retirement Board: Social Security Equivalent Benefit Account, Railroad Retirement Board	060	No Year	8010	000	1,109,772,000.00	955,174,000.00	154,598,000.00
Railroad Retirement Account, Railroad Retirement Board	060	No Year	8011	000	772,325,000.00	861,767,000.00	-89,442,000.00
National Railroad Retirement Investment Trust, Railroad Retirement Board	060	No Year	8118	000	571,606,000.00	772,837,000.00	-201,231,000.00
United States Court of Appeals for Veterans Claims:	345	No Year	8290	000	61,049,707.06	55,815,446.68	5,234,260.38
<b>Total, Public Debt Securities</b>					<b>5,752,475,180,418.42</b>	<b>5,355,447,424,816.49</b>	<b>397,027,755,601.93</b>
<b>Total, Agency Securities</b>					<b>1,210,000.00</b>	<b>1,015,000.00</b>	<b>195,000.00</b>

## Federal Securities Held as Investments of Government Accounts - Continued

Agency	Account Symbol				Outstanding September 30, 2022	Outstanding September 30, 2021	Net Change September 30, 2021 to September 30, 2022
	AID	POA	MAIN	SUB			
Total, Trust Funds					5,752,476,390,418.42	5,355,448,439,816.49	397,027,950,601.93
Grand Total					6,608,705,604,400.84	6,123,039,671,272.61	485,665,933,128.23



## Status of Unappropriated Receipts

Title	Account Symbol	Unappropriated Receipts September 30, 2021	Receipts	Total Receipts	Appropriations	Unappropriated Receipts September 30, 2022
	MAIN					
<b>Special Funds</b>						
<b>Department of Agriculture</b>						
National Forests Fund Receipts	5008	174,389,485.66	7,237,110.23	181,626,595.89	-162,315.00	181,788,910.89
Receipts, Range Betterment Fund	5207	163,836.00	2,473,512.00	2,637,348.00	2,473,512.00	163,836.00
National Forest Lands Under Special Acts	5208	48,170.00	664,000.00	712,170.00	664,000.00	48,170.00
30% of Customs Duties, Funds for Strengthening Markets, Income, and Supply (Section 32)	5209	44,064,635,170.76	31,271,480,811.55	75,336,115,982.31	21,679,259,652.32	53,729,645,329.99
Receipts for Construction of Administrative Improvements--Arizona Land Conveyance, Forest Service	5212	960,692.65	-----	960,692.65	-----	960,692.65
Deposits, Land Exchanges, Forest Service	5216	10,035,184.41	-2,531,771.34	7,503,413.07	150,000.00	7,353,413.07
ARS Land Sale, Agricultural Research Service	5221	6,303,940.00	-----	6,303,940.00	-----	6,303,940.00
National Grasslands Receipts, Forest Service	5896	154,582,823.30	112,606,733.32	267,189,556.62	-----	267,189,556.62
Total, Department of Agriculture		44,411,119,302.78	31,391,930,395.76	75,803,049,698.54	21,682,384,849.32	54,193,453,849.22
<b>Department of Commerce</b>						
Patent and Trademark Office User Fees	5127	233,528,999.00	-----	233,528,999.00	-----	233,528,999.00
Total, Department of Commerce		233,528,999.00	-----	233,528,999.00	-----	233,528,999.00
<b>Department of Defense--Military Programs</b>						
Deposits, Department of Defense Overseas Military Facility Investment Recovery Account	5193	-68,019.36	-----	-68,019.36	-----	-68,019.36
Deposits, Department of Defense Overseas Military Facility Investment Recovery Account for Air Force	5193	2,370,401.16	-----	2,370,401.16	-----	2,370,401.16
Defense Export Loan Guarantees, Negative Subsidies	5336	26,965.27	-----	26,965.27	-----	26,965.27
Total, Department of Defense--Military Programs		2,329,347.07	-----	2,329,347.07	-----	2,329,347.07
<b>Department of Energy</b>						
Sale of Electric Energy, Bonneville Power Administration, Reclamation Fund, Interior	5000	2,997,302,508.05	299,383,625.06	3,296,686,133.11	198,049,721.46	3,098,636,411.65
Licenses Under Federal Power Act from Public Lands and National Forests, Payment to States	5105	324,178.00	3,297,038.92	3,621,216.92	3,621,216.92	187,931.00
Falcon and Amistad Operating and Maintenance Fund, Energy	5178	10,874,732.22	270,936.04	11,145,668.26	228,000.00	10,917,668.26
Alternative Fuels Production, Department of Energy	5180	3,000,666.65	-----	3,000,666.65	-----	3,000,666.65
SPR Operating Fund, Department of Energy	5276	10,917,521.08	-----	10,917,521.08	-----	10,917,521.08
Total, Department of Energy		3,022,419,606.00	302,951,600.02	3,325,371,206.02	201,898,938.38	3,123,660,198.64
<b>Department of Health and Human Services</b>						
General Fund Payment, NIH Innovation, CURES Act	5628	-----	496,000,000.00	496,000,000.00	496,000,000.00	-----
General Fund Payment, FDA Innovation, CURES Act	5629	-----	50,000,000.00	50,000,000.00	50,000,000.00	-----
Transfers from Presidential Election Campaign Fund, 10-Year PRIE	5736	4,290,600.00	-----	4,290,600.00	3,000,000.00	1,290,600.00

## Status of Unappropriated Receipts - Continued

Title	Account Symbol	Unappropriated Receipts September 30, 2021	Receipts	Total Receipts	Appropriations	Unappropriated Receipts September 30, 2022
	MAIN					
National Institutes of Health						
Total, Department of Health and Human Services		4,290,600.00	546,000,000.00	550,290,600.00	549,000,000.00	1,290,600.00
<b>Department of Homeland Security</b>						
Immigration User Fees, Homeland Security	5087	15,030,021.00	686,111,170.17	701,141,191.17	701,141,191.17	39,108,337.00
H-1B Nonimmigrant Petitioner Account, Homeland Security	5106	26,569,996.00	474,850,250.00	501,420,246.00	501,420,246.00	27,066,464.00
H-1B and L Fraud Prevention and Detection Account	5389	7,563,658.00	180,534,977.72	188,098,635.72	188,098,635.72	10,459,831.00
Penalties, Abandoned Seafarers Fund, Coast Guard, Homeland Security	5677	4,999,999.00	-----	4,999,999.00	-----	4,999,999.00
Fees, CBP Services at User Fees Facilities, U.S. CBP, Homeland Security	5694	2,270,120.28	21,972,921.38	24,243,041.66	21,486,066.36	2,756,975.30
Customs Merchandise Processing Fee, United States Customs Service	5695	958,133,561.41	3,467,591,434.89	4,425,724,996.30	3,467,591,434.89	958,133,561.41
Sale of Real Property, U.S. Coast Guard Housing Special Fund, Coast Guard, Homeland Security	5710	8,485,228.46	333,383.21	8,818,611.67	6,902,184.08	1,916,427.59
Total, Department of Homeland Security		1,023,052,584.15	4,831,394,137.37	5,854,446,721.52	4,886,639,758.22	1,044,441,595.30
<b>Department of the Interior</b>						
Miscellaneous Interest, Reclamation Fund, Interior	5000	15,116,239,964.37	3,319,580,450.75	18,435,820,415.12	1,404,104,042.87	17,031,749,104.25
Land and Water Conservation Fund, Surplus Process Sales, Forest Service	5005	22,176,207,754.07	1,017,863,568.16	23,194,071,322.23	989,181,069.97	22,260,914,192.26
Receipts from Grazing, Etc., Public Lands Outside Grazing Districts, Bureau of Land Management	5016	2,158,070.43	917,329.42	3,075,399.85	879,866.68	2,245,685.17
Receipts from Grazing, Etc., Public Lands within Grazing Districts, Bureau of Land Management	5032	11,275,630.86	906,719.24	12,182,350.10	1,302,977.26	10,953,642.84
Receipts from Grazing, Etc., Public Lands within Grazing Districts, Miscellaneous, Bureau of Land Management	5044	83,771.50	47,525.56	131,297.06	27,825.90	105,057.16
Recreation, Entrance and Use Fees, National Park Service	5107	704,111.59	-----	704,111.59	-----	704,111.59
Grazing Fees for Range Improvements, Taylor Grazing Act, as Amended	5132	5,770,000.02	6,882,813.66	12,652,813.68	6,882,813.66	6,340,000.02
Sale of Public Land and Materials, 5% Fund to States	5133	93,949.00	1,746,776.55	1,840,725.55	1,840,725.55	99,566.00
Historic Preservation Fund, Receipts, Outer Continental Shelf Lands	5140	3,429,974,308.45	150,000,000.00	3,579,974,308.45	171,735,317.66	3,408,238,990.79
Payment from the General Fund, Cooperative Endangered Species Conservation Fund	5143	741,728,644.00	96,371,357.35	838,100,001.35	24,064,000.00	814,036,001.35
Revenue, Central Valley Project Restoration Fund, Bureau of Reclamation	5173	-----	29,832,514.57	29,832,514.57	29,832,514.57	-----
Fines, Penalties, and Forfeitures, Migratory Bird, North American Wetlands Conservation Fund, United States Fish and Wildlife Service	5241	7,299,787.72	1,978,497.07	9,278,284.79	141,309.72	9,145,030.07
Sale of Natural Gas and Oil Shale, 1n3, Bureau of Land Management, Department of Interior	5294	39,435,387.00	-----	39,435,387.00	-----	39,435,387.00
Fees for Glacier Bay National Park, National Park Service	5412	1,364,544.88	-----	1,364,544.88	-----	1,364,544.88
Oil and Gas Permit Processing Fee - 15%, Bureau of Land Management, Interior	5573	19,185,745.20	-10,230.00	19,175,515.20	-----	19,175,515.20
Water Storage Enhancement Receipts, Bureau of Reclamation, Interior	5704	232,312,707.75	5,701,900.80	238,014,608.55	-----	238,014,608.55
Fees, National Park Medical Services Fund, National Park Service, Interior	5762	37,667.21	1,089,328.86	1,126,996.07	1,035,041.82	91,954.25
Sale of Public Land and Materials	5881	48,337,893.94	-8,577,441.26	39,760,452.68	-----	39,760,452.68
Oregon and California Land-Grant Fund (See 2229 for General Account:	5882	56,064,190.61	-17,562,769.15	38,501,421.46	-----	38,501,421.46

## Status of Unappropriated Receipts - Continued

Title	Account Symbol	Unappropriated Receipts September 30, 2021	Receipts	Total Receipts	Appropriations	Unappropriated Receipts September 30, 2022
	MAIN					
5136 and 5885 for Special Accounts)						
Receipts from National Grasslands, Bureau of Land Management	5896	1,932,939.14	993,050.06	2,925,989.20	427,239.95	2,522,154.25
Coos Bay Wagon Road Grant Fund (By Years) (See 2229 for General Account and 5898 for Special Account)	5897	860,337.30	477,846.52	1,338,183.82	-----	1,338,183.82
Total, Department of the Interior		41,891,067,405.04	4,608,239,238.16	46,499,306,643.20	2,631,454,745.61	43,924,735,603.59
<b>Department of Labor</b>						
Fees, HIRE Vets Medallion Award Fund, Departmental Management, Labor	5623	-----	143,925.00	143,925.00	143,925.00	-----
Total, Department of Labor		-----	143,925.00	143,925.00	143,925.00	-----
<b>Department of Transportation</b>						
Pipeline Safety User Fees, Research and Special Programs Administration	5172	51,377,398.89	155,051,901.65	206,429,300.54	153,136,596.94	53,292,703.60
Total, Department of Transportation		51,377,398.89	155,051,901.65	206,429,300.54	153,136,596.94	53,292,703.60
<b>Corps of Engineers</b>						
Special Recreation Use Fees, Army, Corps of Engineers, Civil Hydraulic Mining in California, Tax, Debris Reservoirs	5007	66,998,200.04	72,263,131.93	139,261,331.97	66,998,200.04	72,263,131.93
Receipts from Leases of Lands Acquired for Flood Control, Navigation, and Allied Purposes	5066	5,003,006.24	107,369.37	5,110,375.61	111,891.37	5,004,604.24
Licenses Under Federal Power Act, Improvement of Navigable Waters, Maintenance and Operation of Dams, Etc.	5090	21,336,291.57	19,122,372.67	40,458,664.24	15,467,166.59	25,873,126.65
User Fees, Fund for Non-Federal Use of Disposal Facilities, Corps of Engineers	5125	11,153,170.35	12,809,773.73	23,962,944.08	11,153,170.35	13,411,094.73
	5493	1,659,097.81	1,287,046.34	2,946,144.15	1,659,097.81	1,287,046.34
Total, Corps of Engineers		106,149,766.01	105,589,694.04	211,739,460.05	95,389,526.16	117,839,003.89
<b>Other Defense Civil Programs</b>						
Concessions Fees, Army National Military Cemeteries, Army	5602	851,372.00	604,673.00	1,456,045.00	-----	1,456,045.00
Total, Other Defense Civil Programs		851,372.00	604,673.00	1,456,045.00	-----	1,456,045.00
<b>Environmental Protection Agency</b>						
Licensing and Other Services, Environmental Protection Agency	5293	585,088.30	-----	585,088.30	-----	585,088.30
Environmental Services, Environmental Protection Agency	5295	546,000,622.25	26,472,325.40	572,472,947.65	-----	572,472,947.65
User Fees, TSCA Service Fee Fund, Environmental Protection Agency	5664	-----	5,045,092.52	5,045,092.52	5,045,092.52	-----
Total, Environmental Protection Agency		546,585,710.55	31,517,417.92	578,103,128.47	5,045,092.52	573,058,035.95

## Status of Unappropriated Receipts - Continued

Title	Account Symbol	Unappropriated Receipts September 30, 2021	Receipts	Total Receipts	Appropriations	Unappropriated Receipts September 30, 2022
	MAIN					
<b>General Services Administration</b>						
Land and Water Conservation Fund, Surplus Property Sales, National Park Service	5005	293,163,638.53	7,282,431.84	300,446,070.37	-----	300,446,070.37
Receipts, Transportation Audit Contracts and Contract Administration, General Services Administration	5250	27,845,117.96	28,846,323.42	56,691,441.38	13,168,312.65	44,468,505.73
Receipts of Rent, Leases and Lease Payments for Government-Owned Real Property, General Services Administration	5254	77,405,375.80	1,264,092.53	78,669,468.33	666,725.24	78,562,198.09
Receipts, Acquisition Workforce Training Fund, General Services Administration	5381	6,123,761.34	13,745,562.20	19,869,323.54	9,611,145.83	10,258,177.71
Asset Proceeds, Asset Proceeds and Space Management Fund, General Services Administration	5594	-----	152,078,006.00	152,078,006.00	-----	152,078,006.00
Total, General Services Administration		404,537,893.63	203,216,415.99	607,754,309.62	23,446,183.72	585,812,957.90
<b>Social Security Administration</b>						
State Supplemental Fees, Social Security Administration	5419	-----	146,586,560.28	146,586,560.28	138,000,000.00	8,586,560.28
Administration Fees, Special Benefits for Certain World War II Veterans, Social Security Administration	5555	2,579,904.54	12,148.71	2,592,053.25	-----	2,592,053.25
Total, Social Security Administration		2,579,904.54	146,598,708.99	149,178,613.53	138,000,000.00	11,178,613.53
<b>Independent Agencies</b>						
Registry Fees, Appraisal Subcommittee	5026	4,538,161.42	1,896,528.79	6,434,690.21	1,386,344.00	5,141,642.21
Vietnam Debt Repayment Fund, Vietnam Education Foundation	5365	6,337,104.05	-----	6,337,104.05	-----	6,337,104.05
Fees, Travel Promotion Fund, Corporation for Travel Promotion	5585	391,751,554.30	132,035,117.00	523,786,671.30	318,591,213.00	205,934,681.30
Total, Independent Agencies		402,626,819.77	133,931,645.79	536,558,465.56	319,977,557.00	217,413,427.56
Total, Special Funds		92,102,516,709.43	42,457,169,753.69	134,559,686,463.12	30,686,517,172.87	104,083,490,980.25
<b>Trust Funds</b>						
<b>Legislative Branch</b>						
Bequest of Gertrude M. Hubbard, Library of Congress, Principal Account	8022	20,000.00	-----	20,000.00	-----	20,000.00
Total, Legislative Branch		20,000.00	-----	20,000.00	-----	20,000.00
<b>Department of Housing and Urban Development</b>						
Mobile Home Inspection and Monitoring Fees, Manufactured Housing Fees Trust Fund, Housing and Urban Development	8119	18,015,299.30	18,228,000.00	36,243,299.30	14,000,000.00	22,243,299.30
Total, Department of Housing and Urban Development		18,015,299.30	18,228,000.00	36,243,299.30	14,000,000.00	22,243,299.30



### Status of Unappropriated Receipts - Continued

Title	Account Symbol	Unappropriated Receipts September 30, 2021	Receipts	Total Receipts	Appropriations	Unappropriated Receipts September 30, 2022
	MAIN					
<b>Department of Transportation</b>						
Royalties, Federal Aviation Administration, Transportation	8108	-----	19,008.00	19,008.00	19,008.00	-----
Total, Department of Transportation		-----	19,008.00	19,008.00	19,008.00	-----
<b>Independent Agencies</b>						
Deposits, National Gallery of Art Trust Fund, Permanent Loan	8194	5,000,000.00	-----	5,000,000.00	-----	5,000,000.00
Total, Independent Agencies		5,000,000.00	-----	5,000,000.00	-----	5,000,000.00
Total, Trust Funds		23,035,299.30	18,247,008.00	41,282,307.30	14,019,008.00	27,263,299.30
Total, Unappropriated Receipts		92,125,552,008.73	42,475,416,761.69	134,600,968,770.42	30,700,536,180.87	104,110,754,279.55



# Index

4	B	C
<p>400 Years of African-American History Commission, Independent Agencies 602</p> <p style="text-align: center;"><b>A</b></p> <p>Access Board, Independent Agencies 559</p> <p>Administration for Children and Families, Department of Health and Human Services 245</p> <p>Administration for Community Living, Department of Health and Human Services 251</p> <p>Administration of Foreign Affairs, Department of State 380</p> <p>Administrative Conference of the United States, Independent Agencies 558</p> <p>Administrative Office of the United States Courts, Judicial Branch 70</p> <p>Advisory Council on Historic Preservation, Independent Agencies 558</p> <p>African Development Foundation, International Assistance Programs 517</p> <p>Agency for Healthcare Research and Quality, Department of Health and Human Services 239</p> <p>Agency for International Development, International Assistance Programs 511</p> <p>Agricultural Marketing Service, Department of Agriculture 87</p> <p>Agricultural Research Service, Department of Agriculture 82</p> <p>Alcohol and Tobacco Tax and Trade Bureau, Department of the Treasury 442</p> <p>Alyce Spotted Bear and Walter Soboleff Com. on Native Children, Independent Agencies 602</p> <p>Alyce Spotted Bear and Walter Soboleff Commission on Native Children, Independent Agencies 602</p> <p>American Battle Monuments Commission, Other Defense Civil Programs 475</p> <p>Animal and Plant Health Inspection Service, Department of Agriculture 85</p> <p>Appalachian Regional Commission, Independent Agencies 558</p> <p>Architect of the Capitol, Legislative Branch 50</p> <p>Architectural and Transportation Barriers Compliance Board, Independent Agencies 559</p> <p>Armed Forces Retirement Home, Other Defense Civil Programs 475</p> <p style="text-align: center;"><b>B</b></p> <p>Barry Goldwater Scholarship and Excellence in Education Foundation, Independent Agencies 559</p> <p>Benefits Programs, Department of Veterans Affairs 457</p>	<p>Botanic Garden, Legislative Branch 56</p> <p>Buildings and Facilities, Department of Agriculture 110</p> <p>Bureau of Alcohol, Tobacco, Firearms, and Explosives, Department of Justice 359</p> <p>Bureau of Consumer Financial Protection, Independent Agencies 561</p> <p>Bureau of Engraving and Printing, Department of the Treasury 443</p> <p>Bureau of Indian Affairs and Bureau of Indian Education, Department of the Interior 333</p> <p>Bureau of Indian Education, Department of the Interior 316</p> <p>Bureau of Industry and Security, Department of Commerce 128</p> <p>Bureau of Labor Statistics, Department of Labor 374</p> <p>Bureau of Land Management, Department of the Interior 317</p> <p>Bureau of Mines, Department of the Interior 336</p> <p>Bureau of Ocean Energy Management, Department of the Interior 321</p> <p>Bureau of Reclamation, Department of the Interior 323</p> <p>Bureau of Safety and Environmental Enforcement, Department of the Interior 322</p> <p>Bureau of Trust Fund Administration, Department of the Interior 316</p> <p>Bureau of the Census, Department of Commerce 126</p> <p>Bureau of the Fiscal Service, Department of the Treasury 439</p> <p style="text-align: center;"><b>C</b></p> <p>Capitol Police, Legislative Branch 48</p> <p>Cemeterial Expenses, Other Defense Civil Programs 476</p> <p>Centers for Disease Control and Prevention, Department of Health and Human Services 224</p> <p>Centers for Medicare and Medicaid Services, Department of Health and Human Services 240</p> <p>Central Intelligence Agency, Independent Agencies 561</p> <p>Central Utah Project, Department of the Interior 325</p> <p>Chemical Safety and Hazard Investigation Board, Independent Agencies 561</p> <p>Christopher Columbus Fellowship Foundation, Independent Agencies 562</p> <p>Citizenship and Immigration Services, Department of Homeland Security 269</p> <p>Commission of Fine Arts, Independent Agencies 562</p> <p>Commission on Civil Rights, Independent Agencies 562</p> <p>Commission on Combating Synthetic Opioid Trafficking, Independent Agencies 603</p>	<p>Committee for Purchase from People who are Blind or Severely Disabled, Independent Agencies 563</p> <p>Commodity Futures Trading Commission, Independent Agencies 563</p> <p>Community Planning and Development, Department of Housing and Urban Development 299</p> <p>Comptroller of the Currency, Department of the Treasury 447</p> <p>Congressional Budget Office, Legislative Branch 50</p> <p>Consumer Product Safety Commission, Independent Agencies 564</p> <p>Corporation for National and Community Service, Independent Agencies 565</p> <p>Corporation for Public Broadcasting, Independent Agencies 566</p> <p>Corporation for Travel Promotion, Independent Agencies 566</p> <p>Corps of Engineers 471</p> <p>Corps of Engineers, Corps of Engineers 468</p> <p>Council of Economic Advisers, Executive Office of the President 488</p> <p>Council of the Inspectors General on Integrity and Efficiency, Independent Agencies 566</p> <p>Council on Environmental Quality and Office of Environmental Quality, Executive Office of the President 488</p> <p>Court Services and Offender Supervision Agency for the District of Columbia, Independent Agencies 567</p> <p>Courts of Appeals, District Courts, and Other Judicial Services, Judicial Branch 69</p> <p style="text-align: center;"><b>D</b></p> <p>Deductions for Offsetting Receipts, African Development Foundation 517</p> <p>Deductions for Offsetting Receipts, Agency for International Development 515</p> <p>Deductions for Offsetting Receipts, Appalachian Regional Commission 559</p> <p>Deductions for Offsetting Receipts, Bureau of Consumer Financial Protection 561</p> <p>Deductions for Offsetting Receipts, Commission on Civil Rights 563</p> <p>Deductions for Offsetting Receipts, Commodity Futures Trading Commission 564</p> <p>Deductions for Offsetting Receipts, Consumer Product Safety Commission 564</p> <p>Deductions for Offsetting Receipts, Corporation for National and Community Service 566</p> <p>Deductions for Offsetting Receipts, Corps of Engineers 471</p> <p>Deductions for Offsetting Receipts, Defense Nuclear Facilities Safety Board 568</p>

## Index

D	D	D			
Deductions for Offsetting Receipts, Department of Agriculture	111	Deductions for Offsetting Receipts, General Services Administration	502	Deductions for Offsetting Receipts, Patient-Centered Outcomes Research Trust Fund	592
Deductions for Offsetting Receipts, Department of Commerce	135	Deductions for Offsetting Receipts, Harry S Truman Scholarship Foundation	579	Deductions for Offsetting Receipts, Peace Corps	516
Deductions for Offsetting Receipts, Department of Defense--Military Programs	175	Deductions for Offsetting Receipts, Institute of Museum and Library Services	580	Deductions for Offsetting Receipts, Railroad Retirement Board	595
Deductions for Offsetting Receipts, Department of Education	200	Deductions for Offsetting Receipts, Inter-American Foundation	517	Deductions for Offsetting Receipts, Securities and Exchange Commission	596
Deductions for Offsetting Receipts, Department of Energy	214	Deductions for Offsetting Receipts, International Security Assistance	509	Deductions for Offsetting Receipts, Small Business Administration	548
Deductions for Offsetting Receipts, Department of Health and Human Services	257	Deductions for Offsetting Receipts, International Trade Commission	580	Deductions for Offsetting Receipts, Smithsonian Institution	597
Deductions for Offsetting Receipts, Department of Homeland Security	290	Deductions for Offsetting Receipts, International Trade Commission	580	Deductions for Offsetting Receipts, Social Security Administration	554
Deductions for Offsetting Receipts, Department of Housing and Urban Development	310	Deductions for Offsetting Receipts, James Madison Memorial Fellowship Foundation	581	Deductions for Offsetting Receipts, Surface Transportation Board	598
Deductions for Offsetting Receipts, Department of Justice	362	Deductions for Offsetting Receipts, Judicial Branch	72	Deductions for Offsetting Receipts, United States Agency for Global Media	560
Deductions for Offsetting Receipts, Department of Labor	376	Deductions for Offsetting Receipts, Legislative Branch	64	Deductions for Offsetting Receipts, United States Court of Appeals for Veterans Claims	599
Deductions for Offsetting Receipts, Department of State	392	Deductions for Offsetting Receipts, Military Sales Program	518	Deductions for Offsetting Receipts, United States International Development Finance Corporation	519
Deductions for Offsetting Receipts, Department of Transportation	421	Deductions for Offsetting Receipts, Millennium Challenge Corporation	504	Defense Nuclear Facilities Safety Board, Independent Agencies	567
Deductions for Offsetting Receipts, Department of Veterans Affairs	463	Deductions for Offsetting Receipts, Morris K. Udall and Stewart L. Udall Foundation	582	Delta Regional Authority, Independent Agencies	568
Deductions for Offsetting Receipts, Department of the Interior	343	Deductions for Offsetting Receipts, National Aeronautics and Space Administration	530	Denali Commission, Independent Agencies	568
Deductions for Offsetting Receipts, Department of the Treasury	448	Deductions for Offsetting Receipts, National Archives and Records Administration	584	Department of Agriculture	76
Deductions for Offsetting Receipts, District of Columbia	570	Deductions for Offsetting Receipts, National Archives and Records Administration	584	Department of Commerce	124
Deductions for Offsetting Receipts, Environmental Protection Agency	483	Deductions for Offsetting Receipts, National Credit Union Administration	585	Department of Defense--Military Programs	140
Deductions for Offsetting Receipts, Equal Employment Opportunity Commission	572	Deductions for Offsetting Receipts, National Endowment for the Arts	586	Department of Education	200
Deductions for Offsetting Receipts, Executive Office of the President	492	Deductions for Offsetting Receipts, National Endowment for the Humanities	586	Department of Education, Department of Education	190
Deductions for Offsetting Receipts, Export-Import Bank of the United States	573	Deductions for Offsetting Receipts, National Endowment for the Humanities	586	Department of Energy	204
Deductions for Offsetting Receipts, Farm Credit Administration	573	Deductions for Offsetting Receipts, National Labor Relations Board	586	Department of Health and Human Services	257
Deductions for Offsetting Receipts, Federal Communications Commission	574	Deductions for Offsetting Receipts, National Labor Relations Board	586	Department of Homeland Security	266
Deductions for Offsetting Receipts, Federal Election Commission	576	Deductions for Offsetting Receipts, National Science Foundation	536	Department of Housing and Urban Development	310
Deductions for Offsetting Receipts, Federal Financial Institutions Examination Council	576	Deductions for Offsetting Receipts, National Science Foundation	536	Department of Justice	362
Deductions for Offsetting Receipts, Federal Housing Finance Agency	577	Deductions for Offsetting Receipts, National Transportation Safety Board	588	Department of Labor	376
Deductions for Offsetting Receipts, Federal Maritime Commission	577	Deductions for Offsetting Receipts, National Transportation Safety Board	588	Department of State	392
Deductions for Offsetting Receipts, Federal Mine Safety and Health Review Commission	578	Deductions for Offsetting Receipts, Nuclear Regulatory Commission	589	Department of Transportation	421
Deductions for Offsetting Receipts, Federal Trade Commission	578	Deductions for Offsetting Receipts, Nuclear Regulatory Commission	589	Department of Veterans Affairs	463
		Deductions for Offsetting Receipts, Occupational Safety and Health Review Commission	590	Department of the Interior	343
		Deductions for Offsetting Receipts, Occupational Safety and Health Review Commission	590	Department of the Interior, Department of the Interior	316
		Deductions for Offsetting Receipts, Office of Personnel Management	542	Department of the Treasury	432
		Deductions for Offsetting Receipts, Office of Personnel Management	542	Department-Wide Programs, Department of the Interior	341
		Deductions for Offsetting Receipts, Office of Special Counsel	590	Departmental Administration, Department of Energy	213
		Deductions for Offsetting Receipts, Office of Special Counsel	590	Departmental Administration, Department of Veterans Affairs	459
		Deductions for Offsetting Receipts, Other Commissions and Boards	591		
		Deductions for Offsetting Receipts, Other Commissions and Boards	591		
		Deductions for Offsetting Receipts, Other Defense Civil Programs	477		





# Index

N	O	O
National Indian Gaming Commission, Department of the Interior 340	Office of Administration, Executive Office of the President 489	Office of the Inspector General, Department of Health and Human Services 257
National Institute of Food and Agriculture, Department of Agriculture 83	Office of Chief Financial Officer, Department of Agriculture 110	Office of the Inspector General, Department of Homeland Security 268
National Institute of Standards and Technology, Department of Commerce 132	Office of Chief Information Officer, Department of Agriculture 110	Office of the Secretary, Department of Agriculture 76
National Institutes of Health, Department of Health and Human Services 229	Office of Civil Rights, Department of Agriculture 80	Office of the Secretary, Department of Transportation 396
National Labor Relations Board, Independent Agencies 586	Office of Compliance, Legislative Branch 49	Office of the Solicitor, Department of the Interior 339
National Mediation Board, Independent Agencies 587	Office of Elementary and Secondary Education, Department of Education 190	Office of the Special Trustee for American Indians, Department of the Interior 340
National Nuclear Security Administration, Department of Energy 204	Office of English Language Acquisition, Department of Education 192	Office of the United States Trade Representative, Executive Office of the President 491
National Oceanic and Atmospheric Administration, Department of Commerce 128	Office of Federal Contract Compliance Programs, Department of Labor 373	Operation and Maintenance, Department of Defense--Military Programs 143
National Park Service, Department of the Interior 329	Office of Federal Student Aid, Department of Education 196	Other Commissions and Boards, Independent Agencies 591
National Protection and Programs Directorate, Department of Homeland Security 283	Office of Government Ethics, Independent Agencies 590	Other Defense Civil Programs 477
National Railroad Passenger Corporation Office of Inspector General, Independent Agencies 587	Office of Innovation and Improvement, Department of Education 192	Other, Department of State 386
National Science Foundation 536	Office of Inspector General, Department of Agriculture 80	Overseas Private Investment Corporation, International Assistance Programs 515
National Science Foundation, National Science Foundation 534	Office of Inspector General, Department of Transportation 419	<b>P</b>
National Security Commission on Artificial Intelligence, Independent Agencies 602	Office of Inspector General, Department of the Interior 340	Patient-Centered Outcomes Research Trust Fund, Independent Agencies 591
National Security Council and Homeland Security Council, Executive Office of the President 488	Office of Justice Programs, Department of Justice 361	Peace Corps, International Assistance Programs 516
National Security Division, Department of Justice 357	Office of Labor Management Standards, Department of Labor 373	Pension Benefit Guaranty Corporation, Department of Labor 370
National Space Council, Executive Office of the President 492	Office of Lead Hazard Control and Healthy Homes, Department of Housing and Urban Development 306	Pipeline and Hazardous Materials Safety Administration, Department of Transportation 417
National Technical Information Service, Department of Commerce 132	Office of Management and Budget, Executive Office of the President 489	Policy Development and Research, Department of Housing and Urban Development 305
National Telecommunications and Information Administration, Department of Commerce 133	Office of National Drug Control Policy, Executive Office of the President 490	Postal Service, Independent Agencies 592
National Transportation Safety Board, Independent Agencies 587	Office of Navajo and Hopi Indian Relocation, Independent Agencies 590	Power Marketing Administration, Department of Energy 211
Natural Resources Conservation Service, Department of Agriculture 92	Office of Personnel Management 542	Presidio Trust, Independent Agencies 592
Neighborhood Reinvestment Corporation, Independent Agencies 588	Office of Personnel Management, Office of Personnel Management 540	Privacy and Civil Liberties Oversight Board, Independent Agencies 593
Northern Border Regional Commission, Independent Agencies 588	Office of Postsecondary Education, Department of Education 195	Procurement, Department of Defense--Military Programs 153
Nuclear Regulatory Commission, Independent Agencies 588	Office of Science and Technology Policy, Executive Office of the President 490	Program Support Center, Department of Health and Human Services 255
Nuclear Waste Technical Review Board, Independent Agencies 589	Office of Special Counsel, Independent Agencies 590	Public Debt Retirement, Department of the Treasury 448
<b>O</b>	Office of Special Education and Rehabilitative Services, Department of Education 193	Public Defender Service for the District of Columbia, Independent Agencies 601
Occupational Safety and Health Administration, Department of Labor 373	Office of Surface Mining Reclamation and Enforcement, Department of the Interior 321	Public and Indian Housing Programs, Department of Housing and Urban Development 296
Occupational Safety and Health Review Commission, Independent Agencies 589	Office of Vocational and Adult Education, Department of Education 194	<b>R</b>
	Office of Workers' Compensation Programs, Department of Labor 371	Radiation Exposure Compensation, Department of Justice 357
	Office of the General Counsel, Department of Agriculture 81	

## Index

---

R		T		W	
Railroad Retirement Board, Independent Agencies	593	The White House, Executive Office of the President	486	Wage and Hour Division, Department of Labor	372
Real Property Activities, General Services Administration	498	Trade and Development Agency, International Assistance Programs	515	Water and Science, Department of the Interior	323
Refunds of Receipts, Department of the Treasury	448	Transportation Security Administration, Department of Homeland Security	271		
Research, Development, Test, and Evaluation, Department of Defense--Military Programs	161	Trust Funds, Department of Defense--Military Programs	173		
Retiree Health Care, Other Defense Civil Programs	474				
Revolving and Management Funds, Department of Defense--Military Programs	172	<b>U</b>			
Risk Management Agency, Department of Agriculture	88	U.S. Customs and Border Protection, Department of Homeland Security	276		
Rural Business - Cooperative Service, Department of Agriculture	97	U.S. Patent and Trademark Office, Department of Commerce	132		
Rural Development, Department of Agriculture	94	Unanticipated Needs, Executive Office of the President	492		
Rural Housing Service, Department of Agriculture	95	United States Agency for Global Media, Independent Agencies	560		
Rural Utilities Service, Department of Agriculture	100	United States Coast Guard, Department of Homeland Security	279		
<b>S</b>		United States Court of Appeals for Veterans Claims, Independent Agencies	599		
Saint Lawrence Seaway Development Corporation, Department of Transportation	416	United States Court of Appeals for the Federal Circuit, Judicial Branch	68		
Science and Technology, Department of Homeland Security	288	United States Court of International Trade, Judicial Branch	69		
Securities and Exchange Commission, Independent Agencies	595	United States Enrichment Corporation Fund, Independent Agencies	599		
Selective Service System, Other Defense Civil Programs	477	United States Fish and Wildlife Service, Department of the Interior	327		
Senate, Legislative Branch	42	United States Geological Survey, Department of the Interior	326		
Small Business Administration	546	United States Holocaust Memorial Museum, Independent Agencies	600		
Small Business Administration, Small Business Administration	546	United States Institute of Peace, Independent Agencies	600		
Smithsonian Institution, Independent Agencies	596	United States Interagency Council on Homelessness, Independent Agencies	601		
Social Security Administration	552	United States International Development Finance Corporation, International Assistance Programs	518		
Social Security Administration, Social Security Administration	552	United States Mint, Department of the Treasury	443		
Southeast Crescent Regional Commission, Independent Agencies	603	United States Parole Commission, Department of Justice	353		
Special Assistance Initiatives, International Assistance Programs	519	United States Railway Association, Independent Agencies	601		
Special Assistance to the President and the Official Residence of the Vice President, Executive Office of the President	487	United States Secret Service, Department of Homeland Security	270		
State Justice Institute, Independent Agencies	598	United States Sentencing Commission, Judicial Branch	72		
Substance Abuse and Mental Health Services Administration, Department of Health and Human Services	238	United States Tax Court, Legislative Branch	60		
Supply and Technology Activities, General Services Administration	499	<b>V</b>			
Supreme Court of the United States, Judicial Branch	68	Veterans Health Administration, Department of Veterans Affairs	454		
Surface Transportation Board, Independent Agencies	598	Vietnam Education Foundation, Independent Agencies	601		
<b>T</b>					
Tennessee Valley Authority, Independent Agencies	598				