



Uninstall the Development Treasury Root Certificate (Windows 7)

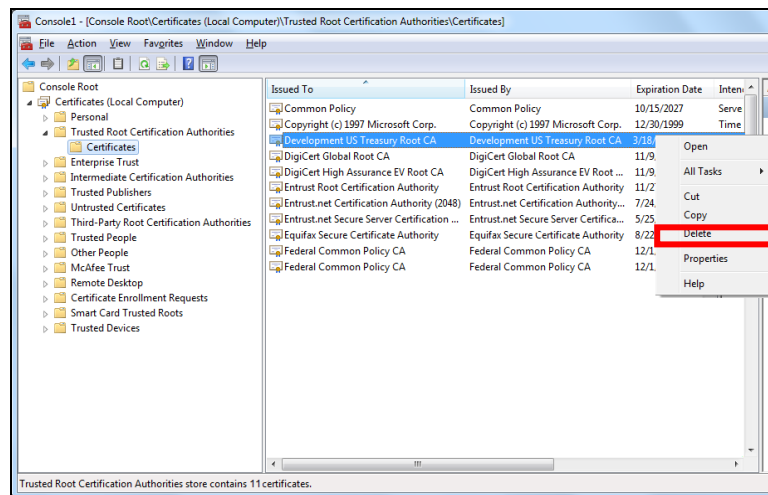
To uninstall the Development Treasury Root Certificate, complete the following steps:



Application Tip

Having the Development Treasury Root Certificate installed on your computer is a potential security risk because this certificate will automatically validate websites and applications that contain Development Treasury digital signatures, including those that may not be approved by the Treasury. To ensure the highest level of security on your workstation, please uninstall the Development Treasury Root Certificate from your computer.

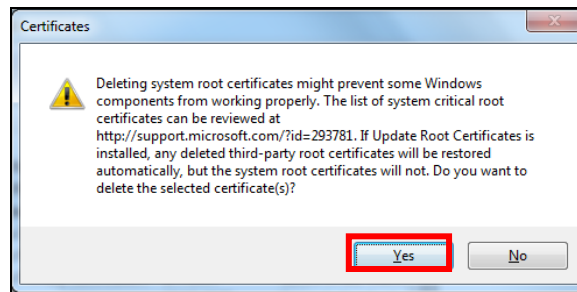
1. Right-click **Development US Treasury Root CA** in the *Console 1* dialog box and click **Delete**.



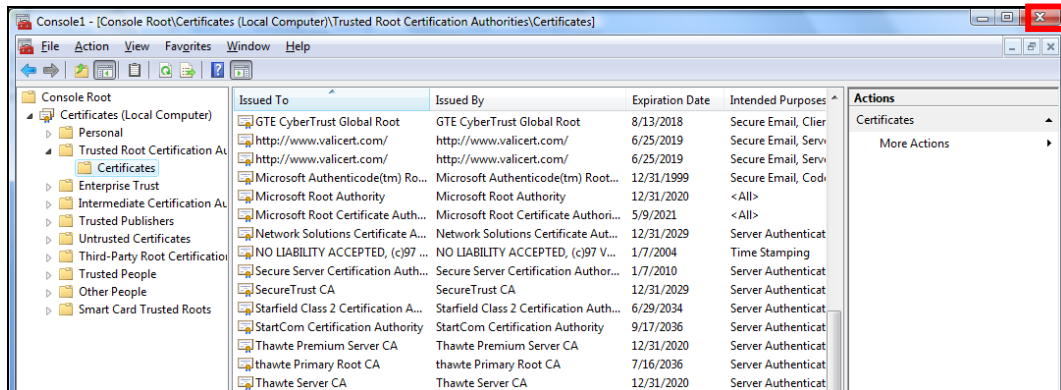
Application Tip

The certificate deletion is successful if the certificate disappears from the list.

- The following *Certificates* message appears. Click **Yes** to confirm deletion.



- Click **Close (X button)** to close the *Console1* window.



- The *Microsoft Management Console* message will appear. Click **No** to complete the uninstallation of the *Development Treasury Root Certificate*.

